



**CENTRE OF TESTING SERVICE  
INTERNATIONAL**

**OPERATE ACCORDING TO ISO/IEC 17025**

# **FCC ID TEST REPORT**

**TEST REPORT NUMBER : CGZ3170614-01270-EF**



**CENTRE OF TESTING SERVICE CO., LTD.**

A101, No.65, Zhuji Highway, Tianhe District, Guangzhou, China



TEST REPORT For FCC ID
47 CFR PART 15 OCT, 2016

Report Reference No. .... CGZ3170614-01270-EF

Date of issue..... 23 June 2017

Testing Laboratory Name ..... CENTRE OF TESTING SERVICE CO., LTD.

Address..... A101, No.65, Zhuji Highway,Tianhe District, Guangzhou, China

Testing location/ procedure ..... Full application of Harmonised standards [X]
Partial application of Harmonised standards [ ]
Other standard testing method [ ]

Applicant's name ..... DongGuan Honwell Electronic Industrial Co., Ltd.

Address..... No.4, Xiaolong Road,Yuanshanbei Village, Changping Town, Dongguan City, Guangdong Province, China

Test specification .....

Standard ..... 47 CFR PART 15 OCT, 2016, ANSI C63.10:2013,

Test Report Form No. .... CTSEMC-1.0

TRF Originator..... CENTRE OF TESTING SERVICE CO., LTD.

Master TRF..... Dated 2009-01

CENTRE OF TESTING SERVICE CO., LTD. All rights reserved.

This publication may be reproduced in whole or in part for non-commercial purposes as long as the CENTRE OF TESTING SERVICE CO., LTD is acknowledged as copyright owner and source of the material. CENTRE OF TESTING SERVICE CO., LTD takes no responsibility for and will not assume liability for damages resulting from the reader's interpretation of the reproduced material due to its placement and context.

Test item description ..... : LED PUCK LIGHT

Trade Mark ..... /

Manufacturer..... DongGuan Honwell Electronic Industrial Co., Ltd.

Model/Type reference..... H-17RF

Ratings..... Battery 1.5V\*3

Result ..... PASSED

Compiled by:

[Signature: Kate]

Kate zhang / Fileadministrators

Supervised by:

[Signature: Duke]

Duke yang / Technique principal

Approved by:

[Signature: Vincent]

Vincent yao / Manager

Copyright of this report is owned by Centre of Testing Service and may not be reproduced other than in full except with the written approval of the issuing Company.

CENTRE OF TESTING SERVICE CO., LTD.

A101, No.65, Zhuji Highway,Tianhe District, Guangzhou, China

Tel: +86-20-85543113 (32 lines)

Fax: +86-20-38780406

Complaint line: +86-20-85533471

E-mail: cts@cts-lab.com.cn

See Reverse For Terms And Conditions of Service



FCC ID -- TEST REPORT

<b>Test Report No. :</b> CGZ3170614-01270-EF	<u>23 June 2017</u> Date of issue
--	--------------------------------------

Type / Model.....	H-17RF
EUT.....	LED PUCK LIGHT
<b>Applicant</b> .....	DongGuan Honwell Electronic Industrial Co., Ltd.
Address.....	No.4, Xiaolong Road, Yuanshanbei Village, Changping Town, Dongguan City, Guangdong Province, China
Telephone.....	+86-769-8382 0883
Fax.....	+86-769-8382 0882
Contact.....	Ken Tang
<b>Manufacturer</b> .....	DongGuan Honwell Electronic Industrial Co., Ltd.
Address.....	No.4, Xiaolong Road, Yuanshanbei Village, Changping Town, Dongguan City, Guangdong Province, China
Telephone.....	+86-769-8382 0883
Fax.....	+86-769-8382 0882
Contact.....	Ken Tang
<b>Factory</b> .....	DongGuan Honwell Electronic Industrial Co., Ltd.
Address.....	No.4, Xiaolong Road, Yuanshanbei Village, Changping Town, Dongguan City, Guangdong Province, China
Telephone.....	+86-769-8382 0883
Fax.....	+86-769-8382 0882
Contact.....	Ken Tang

The test report merely corresponds to the test sample.  
It is not permitted to copy extracts of these test result without the written permission of the test laboratory.

Copyright of this report is owned by Centre of Testing Service and may not be reproduced other than in full except with the written approval of the issuing Company.



## TABLE OF CONTENTS

Description	Page
1. TEST STANDARDS.....	4
2. SUMMARY .....	4
2.1 GENERAL REMARKS .....	4
2.2 FINAL ASSESSMENT.....	4
3. EQUIPMENT UNDER TEST .....	5
3.1 POWER SUPPLY SYSTEM UTILISED.....	5
3.2 SHORT DESCRIPTION OF THE EQUIPMENT UNDER TEST (EUT).....	5
3.3 EUT OPERATION MODE .....	5
3.4 EUT CONFIGURATION.....	6
4. TEST ENVIRONMENT .....	7
4.1 ADDRESS OF THE TEST LABORATORY.....	7
4.2 TEST FACILITY .....	7
4.3 ENVIRONMENTAL CONDITIONS .....	7
4.4 DEFINITIONS OF SYMBOLS USED IN THIS TEST REPORT .....	7
4.5 STATEMENT OF THE MEASUREMENT UNCERTAINTY .....	7
4.6 MEASUREMENT UNCERTAINTY.....	8
5. Summary of standards and results .....	8
5.1.DESCRPTION OF STANDARDS AND RESULTS .....	8
6. Power Line Conducted Emission Test .....	9
6.1.1 DESCRIPTION OF THE TEST LOCATION .....	9
6.1.2TEST EQUIPMENT.....	9
6.2.1 BLOCK DIAGRAM OF TEST SETUP.....	9
6.2.2 DESCRIPTION OF THE TEST SET-UP .....	9
6.2.3 LIMITS OF DISTURBANCE (CLASS B) .....	10
6.2.4 POWER LINE CONDUCTED EMISSION TEST RESULTS .....	10
7. Radiated disturbance (electric field) .....	11
7.1.TEST EQUIPMENT.....	11
7.2.BLOCK DIAGRAM OF TEST SETUP .....	11
7.3.RADIATED EMISSION LIMIT STANDARD: FCC 109 .....	12
7.4.TEST PROCEDURE .....	12
7.5.RADIATED EMISSION TEST RESULTS .....	12
8. Manufacturer/ Approval holder Declaration .....	15

Copyright of this report is owned by Centre of Testing Service and may not be reproduced other than in full except with the written approval of the issuing Company.

### CENTRE OF TESTING SERVICE CO., LTD.

A101, No.65, Zhuji Highway, Tianhe District, Guangzhou, China

Tel: +86-20-85543113 (32 lines)

Fax: +86-20-38780406

Complaint line: +86-20-85533471

E-mail: cts@cts-lab.com.cn

See Reverse For Terms And Conditions of Service



## 1. TEST STANDARDS

The tests were performed according to following standards:

- 47 CFR PART 15 OCT, 2016
- ANSI C63.10:2013

## 2. SUMMARY

### 2.1 GENERAL REMARKS

Date of receipt of test sample	14 June 2017
Testing commenced on	14~23 June 2017
Testing concluded on	23 June 2017

### 2.2 FINAL ASSESSMENT

The FCC requirements pertaining to the technical standards and tested operation modes are

- - fulfilled.
- **not** fulfilled.

The equipment under test

- - fulfils the FCC requirements cited on page 1.
- **does not** fulfil the FCC requirements cited on page 1.

Copyright of this report is owned by Centre of Testing Service and may not be reproduced other than in full except with the written approval of the issuing Company.

**CENTRE OF TESTING SERVICE CO., LTD.**

A101, No.65, Zhuji Highway, Tianhe District, Guangzhou, China

Tel: +86-20-85543113 (32 lines)

Fax: +86-20-38780406

Complaint line: +86-20-85533471

E-mail: cts@cts-lab.com.cn

See Reverse For Terms And Conditions of Service



### 3. EQUIPMENT UNDER TEST

#### 3.1 Power supply system utilised

Power supply voltage :  Battery 1.5V\*3  
 Other

#### 3.2 Short description of the Equipment under Test (EUT)

Number of tested samples: 1  
Serial number: Prototype

#### 3.3 EUT operation mode

The equipment under test was operated during the measurement under the following conditions:  
For Radiation emission:

-RX

Operation mode 1: RX  
Note: X position of EUT is the worst case, so only these test results be recorded in the test report.



### 3.4 EUT configuration

#### 3.4.1. Description of configuration (EUT)

Description	:	LED PUCK LIGHT
Model Number	:	H-17RF
Operation frequency	:	433.85MHz
Radio Technology	:	ASK
Modulation Technology	:	ASK modulation
Antenna	:	Internal Antenna

#### 3.4.2. Tested Supporting System Details

##### 3.4.1.Signal Generator

M/N	:	SML03
S/N	:	102986
Manufacturer	:	R&S
FCC	:	/

Copyright of this report is owned by Centre of Testing Service and may not be reproduced other than in full except with the written approval of the issuing Company.

**CENTRE OF TESTING SERVICE CO., LTD.**

A101, No.65, Zhuji Highway, Tianhe District, Guangzhou, China

Tel: +86-20-85543113 (32 lines)

Fax: +86-20-38780406

Complaint line: +86-20-85533471

E-mail: cts@cts-lab.com.cn

See Reverse For Terms And Conditions of Service



## 4. TEST ENVIRONMENT

### 4.1 Address of the test laboratory

A101, No.65, Zhuji Highway, Tianhe District, Guangzhou, China

Tel: +86-20-85543113 (32 lines) Fax: +86-20-38780406

### 4.2 Test facility

The test facility is recognized, certified, or accredited by the following organizations:

#### CNAS-Lab Code: L3394

CENTRE OF TESTING SERVICE CO., LTD has been assessed and proved to be in compliance with CNAS-CL01: 2006 Accreditation Criteria for Testing and Calibration Laboratories (identical to ISO/IEC 17025: 2005 General Requirements) for the Competence of Testing and Calibration Laboratories.

#### IC-Registration No.: 8374A

The 3m Alternate Test Site of CENTRE OF TESTING SERVICE CO., LTD has been registered by Certification and Engineering Bureau of Industry Canada for the performance of radiated measurements with Registration No. 8374A on May 22, 2014.

#### FCC-Registration No.: 971995

CENTRE OF TESTING SERVICE CO., LTD, EMC Laboratory has been registered and fully described in a report filed with the FCC (Federal Communications Commission). The acceptance letter from the FCC is maintained in our files. Registration No.791995, July 12, 2015.

### 4.3 Environmental conditions

During the measurement the environmental conditions were within the listed ranges:

Temperature:	15~35 ° C
Humidity:	25~75 %
Atmospheric pressure:	86~106 kPa

### 4.4 Definitions of symbols used in this test report

- - The black square indicates that the listed condition, standard or equipment is applicable for this report.
- - The empty square indicates that the listed condition, standard or equipment is **not** applicable for this report.

### 4.5 Statement of the measurement uncertainty

The data and results referenced in this document are true and accurate. The reader is cautioned that there may be errors within the calibration limits of the equipment and facilities. The measurement uncertainty was calculated for all measurements listed in this test report acc. to CISPR 16 - 4 "Specification for radio disturbance and immunity measuring apparatus and methods – Part 4: Uncertainty in EMC Measurements" and is documented in the CTS quality system acc. to DIN EN ISO/IEC 17025. Furthermore, component and process variability of devices similar to that tested may result in additional deviation. The manufacturer has the sole responsibility of continued compliance of the device.

Copyright of this report is owned by Centre of Testing Service and may not be reproduced other than in full except with the written approval of the issuing Company.

#### CENTRE OF TESTING SERVICE CO., LTD.

A101, No.65, Zhuji Highway, Tianhe District, Guangzhou, China

Tel: +86-20-85543113 (32 lines)

Fax: +86-20-38780406

Complaint line: +86-20-85533471

E-mail: cts@cts-lab.com.cn

See Reverse For Terms And Conditions of Service





**4.6 Measurement Uncertainty**

Test Item	Frequency Range	Uncertainty	Note
Conduction disturbance	150kHz~30MHz	±1.22dB	(1)
Power disturbance	30MHz~300MHz	±1.38dB	(1)
Radiation emission (3m)	30MHz~300MHz	±3.14dB	(1)
	300MHz~1000MHz	±3.18dB	(1)
	1GHz~18GHz	±3.54dB	(1)

(1). This uncertainty represents an expanded uncertainty expressed at approximately the 95% confidence level using a coverage factor of k=2.

**5. Summary of standards and results**

**5.1. Description of Standards and Results**

The EUT have been tested according to the applicable standards as referenced below.

EMISSION		
Description of Test Item	Standard	Results
Conducted Emission Test	ANSI C63.10:2013 FCC Part 15 B: 15.107	N/A
Radiated Emission Test	ANSI C63.10:2013 FCC Part 15 B: 15.109	PASSED

N/A is an abbreviation for Not Applicable.

Copyright of this report is owned by Centre of Testing Service and may not be reproduced other than in full except with the written approval of the issuing Company.

**CENTRE OF TESTING SERVICE CO., LTD.**

A101, No.65, Zhuji Highway, Tianhe District, Guangzhou, China

Tel: +86-20-85543113 (32 lines)

Fax: +86-20-38780406

Complaint line: +86-20-85533471

E-mail: cts@cts-lab.com.cn

See Reverse For Terms And Conditions of Service

## 6. Power Line Conducted Emission Test

### 6.1.1 Description of the test location

Test location : Shielding Room

### 6.1.2 Test Equipment

Conducted Disturbance					
Item	Test Equipment	Manufacturer	Model No.	Serial No.	Last Cal.
1	EMI Test Receiver	ROHDE & SCHWARZ	ESHS10	842884/012	2016/10
2	Artificial Mains	ROHDE & SCHWARZ	ESH3-Z5	832479/025	2016/10
3	Artificial Mains	ROHDE & SCHWARZ	ESH3-Z5	832479/026	2016/10
4	Pulse Limiter	ROHDE & SCHWARZ	ESHSZ2	100301	2016/10
5	EMI Test Software	ROHDE & SCHWARZ	ESK1	N/A	2016/10

### 6.2.1 Block Diagram of Test Setup



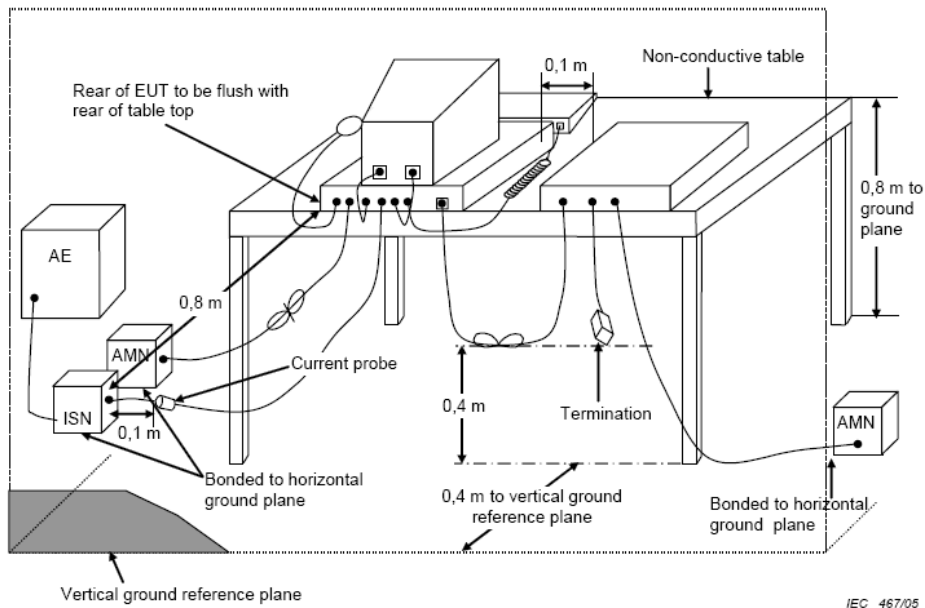
(EUT: LED PUCK LIGHT)

### 6.2.2 Description of the test set-up

#### 6.1.2.1 Operating Condition

The EUT is engraving during the test, and the results of the maximum emanation are recorded

#### 6.1.2.2 Block Diagram of Test Setup



Copyright of this report is owned by Centre of Testing Service and may not be reproduced other than in full except with the written approval of the issuing Company.

### CENTRE OF TESTING SERVICE CO., LTD.

A101, No.65, Zhuji Highway, Tianhe District, Guangzhou, China

Tel: +86-20-85543113 (32 lines)

Fax: +86-20-38780406

Complaint line: +86-20-85533471

E-mail: cts@cts-lab.com.cn

See Reverse For Terms And Conditions of Service



**6.2.3 Limits of disturbance (Class B)**

Frequency	Maximum RF Line Voltage	
	Quasi-Peak Level dB(μV)	Average Level dB(μV)
150kHz ~ 500kHz	66 ~ 56*	56 ~ 46*
500kHz ~ 5MHz	56	46
5MHz ~ 30MHz	60	50

Note: (1) The tighter limit shall apply at the edge between two frequency bands.

**6.2.4 Power Line Conducted Emission Test Results**

Note: The EUT power supply by Battery, Not Applicable.

Copyright of this report is owned by Centre of Testing Service and may not be reproduced other than in full except with the written approval of the issuing Company.

**CENTRE OF TESTING SERVICE CO., LTD.**

A101, No.65, Zhuji Highway, Tianhe District, Guangzhou, China

Tel: +86-20-85543113 (32 lines)

Fax: +86-20-38780406

Complaint line: +86-20-85533471

E-mail: cts@cts-lab.com.cn

See Reverse For Terms And Conditions of Service

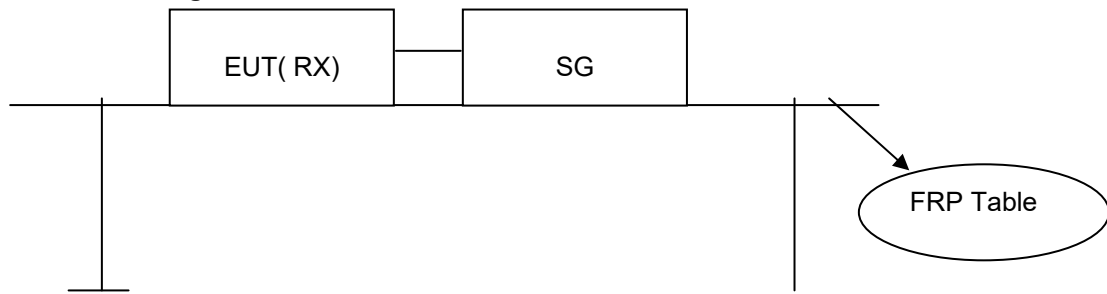
## 7. Radiated disturbance (electric field)

### 7.1. Test Equipment

Radiated disturbance (electric field)					
Item	Test Equipment	Manufacturer	Model No.	Serial No.	Last Cal.
1	EMI Test Receiver	ROHDE & SCHWARZ	ESCI	100868	2016/10
2	Log per Antenna	ETS	3142C	00060447	2017/03
3	Log per Antenna	ROHDE & SCHWARZ	HL050	100186	2017/03
4	Signal analyzer	ROHDE & SCHWARZ	FSIQ26	100311	2017/03
5	Loop Antenna	A.R.A	PLA-1030/B	1030	2016/10

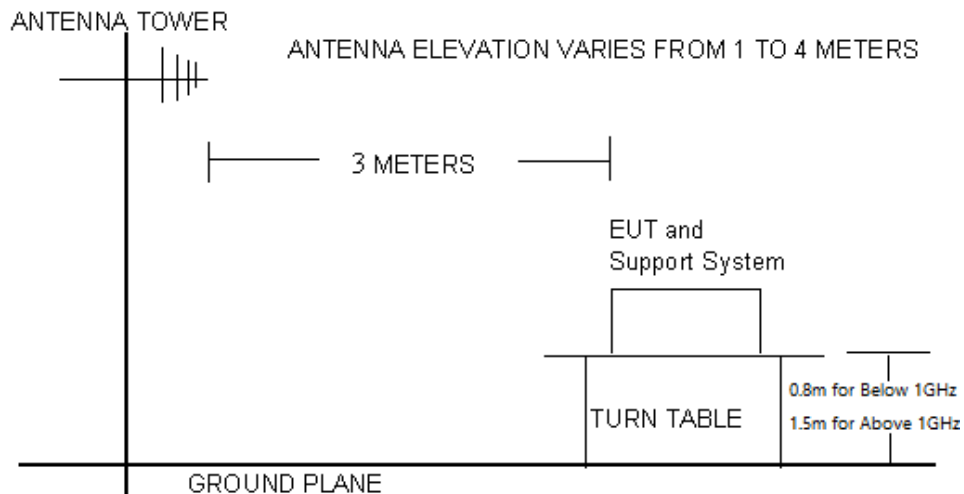
### 7.2. Block Diagram of Test Setup

#### 7.2.1 Block Diagram of connection between EUT and simulators



(EUT:LED PUCK LIGHT)

#### 7.2.2 Anechoic Chamber Setup Diagram



Copyright of this report is owned by Centre of Testing Service and may not be reproduced other than in full except with the written approval of the issuing Company.

**CENTRE OF TESTING SERVICE CO., LTD.**

A101, No.65, Zhuji Highway, Tianhe District, Guangzhou, China

Tel: +86-20-85543113 (32 lines)

Fax: +86-20-38780406

Complaint line: +86-20-85533471

E-mail: cts@cts-lab.com.cn

See Reverse For Terms And Conditions of Service



**7.3.Radiated Emission Limit Standard: FCC 109**

FREQUENCY MHz	DISTANCE Meters	FIELD STRENGTHS LIMIT	
		μV/m	dB(μV)/m
30 ~ 88	3	100	40.0
88 ~ 216	3	150	43.5
216 ~ 960	3	200	46.0
960 ~ 1000	3	500	54.0
Above 1000	3	Other:74.0 dB(μV)/m (Peak) 54.0 dB(μV)/m (Average)	

- Remark: (1) Emission level  $\text{dB}\mu\text{V} = 20 \log \text{Emission level } \mu\text{V}/\text{m}$   
 (2) The smaller limit shall apply at the cross point between two frequency bands.  
 (3) Distance is the distance in meters between the measuring instrument, antenna and the closest point of any part of the device or system.

**7.4.Test Procedure**

Connect the EUT receiver antenna terminal to the Signal Generator power output port;  
 Set the Signal Generator output power level to -60dBm, and turn on the output power.

The EUT and its simulators are placed on a turn table, which is 0.8 meter (1.5m for Above 1GHz ) high above ground. The turn table can rotate 360 degrees to determine the position of the maximum emission level. The EUT is set 3 meters away from the receiving antenna, which is mounted on a antenna tower. The antenna can be moved up and down between 1 meter and 4 meters to find out the maximum emission level. Broadband antenna (calibrated bilog antenna) is used as receiving antenna. Both horizontal and vertical polarization of the antenna is set on Test. In order to find the maximum emission levels, all of the interface cables must be manipulated according to ANSI C63.10-2013 on radiated emission Test.

The frequency range from 30MHz to 1000MHz and above 1GHz. is investigated. Please see the following pages.

All measurements for radiated emissions within the restricted bands were performed using a Quasi-Peak detector with 120kHz RBW below 1GHz and a Peak and Average detector with 1MHz RBW above 1GHz,

All measurements for radiated emissions within the restricted bands were performed using a Quasi-Peak detector with 300kHz VBW below 1GHz and a Peak detector with 1MHz VBW above 1GHz, Pretest of EUT, final, select the worst case test and record the test results in the report.

The test modes is tested in Anechoic Chamber and all the scanning waveforms are reported on section 7.5

**7.5.Radiated Emission Test Results**

**PASSED.**

Copyright of this report is owned by Centre of Testing Service and may not be reproduced other than in full except with the written approval of the issuing Company.

**CENTRE OF TESTING SERVICE CO., LTD.**

A101, No.65, Zhuji Highway, Tianhe District, Guangzhou, China

Tel: +86-20-85543113 (32 lines)

Fax: +86-20-38780406

Complaint line: +86-20-85533471

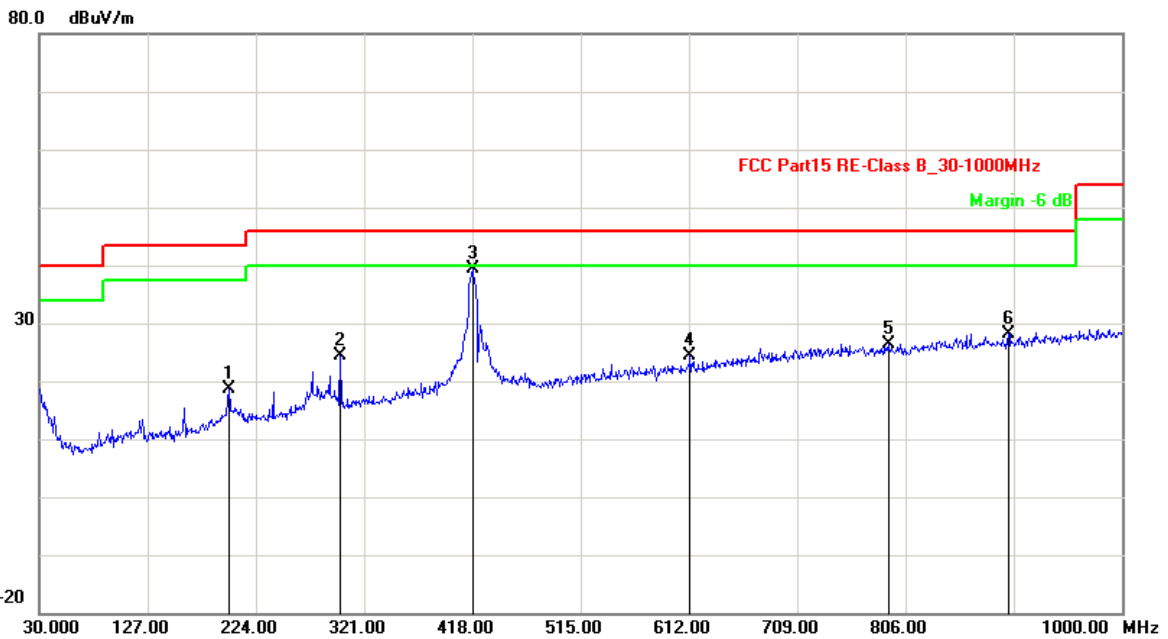
E-mail: cts@cts-lab.com.cn

See Reverse For Terms And Conditions of Service



Test point:	Horizontal	Result:	<input checked="" type="checkbox"/> - passed
Frequency range:	30MHz ~18GHz		<input type="checkbox"/> - not passed

EUT	LED PUCK LIGHT
Test Condition	Ambient Temperature: 25°C Humidity: 56%
Test Date:	14~23 June 2017
Operator	Duke
MODEL NO	H-17RF



No.	Frequency (MHz)	Factor (dB/m)	Reading (dBμV/m)	Level (dBμV/m)	Limit (dBμV/m)	Margin (dB)	Det.
1	199.7500	-16.33	34.97	18.64	43.50	-24.86	QP
2	299.6600	-12.91	37.38	24.47	46.00	-21.53	QP
3	418.0000	-9.43	48.88	39.45	46.00	-6.55	QP
4	612.9700	-5.52	29.87	24.35	46.00	-21.65	QP
5	790.4800	-2.35	28.83	26.48	46.00	-19.52	QP
6	898.1500	-1.20	29.27	28.07	46.00	-17.93	QP

Above 1GHz

No.	Frequency (MHz)	Factor (dB/m)	Reading (dBμV/m)	Level (dBμV/m)	Limit (dBμV/m)	Margin (dB)	Det.
1	1595.190	2.37	39.61	41.98	74.00	-32.02	peak
2	1595.190	2.37	27.09	29.46	54.00	-24.54	AVG
3	5254.509	6.68	37.95	44.63	74.00	-29.37	peak
4	5254.509	6.68	25.83	32.51	54.00	-21.49	AVG

Copyright of this report is owned by Centre of Testing Service and may not be reproduced other than in full except with the written approval of the issuing Company.

**CENTRE OF TESTING SERVICE CO., LTD.**

A101, No.65, Zhuji Highway, Tianhe District, Guangzhou, China

Tel: +86-20-85543113 (32 lines)

Fax: +86-20-38780406

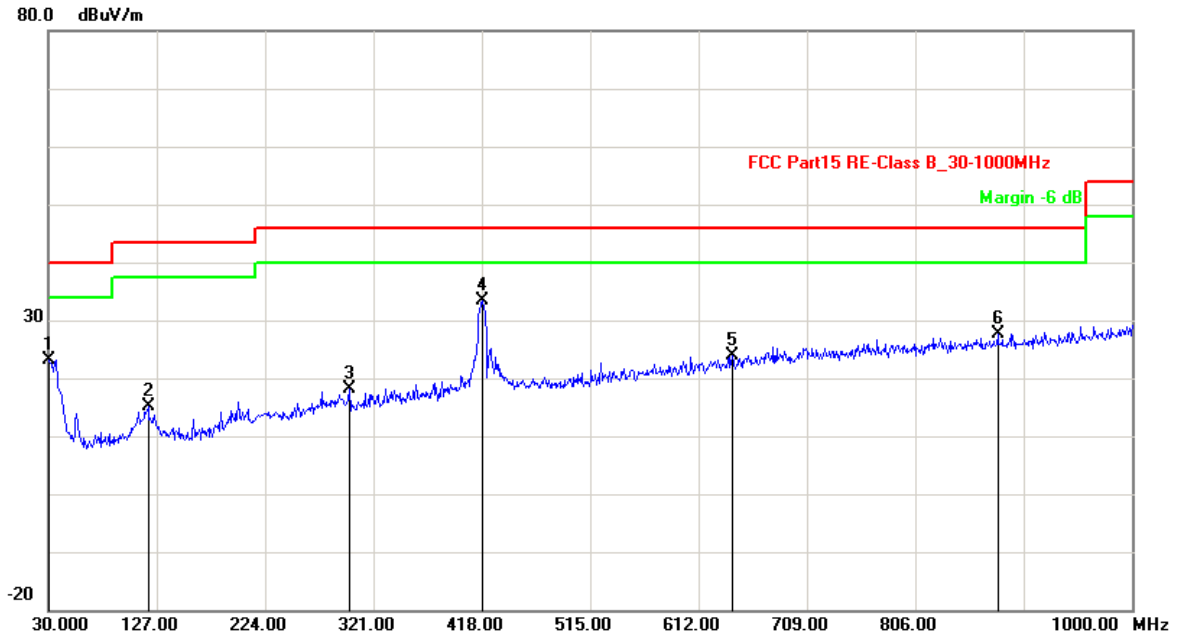
Complaint line: +86-20-85533471

E-mail: cts@cts-lab.com.cn

See Reverse For Terms And Conditions of Service



Test point:	Vertical	Result:	<input checked="" type="checkbox"/> - passed
Frequency range:	30MHz ~18GHz		<input type="checkbox"/> - not passed



No.	Frequency (MHz)	Factor (dB/m)	Reading (dBµV/m)	Level (dBµV/m)	Limit (dBµV/m)	Margin (dB)	Det.
1	30.9700	-11.12	34.31	23.19	40.00	-16.81	QP
2	119.2400	-19.45	34.62	15.17	43.50	-28.33	QP
3	299.6600	-12.91	30.96	18.05	46.00	-27.95	QP
4	418.0000	-9.43	42.80	33.37	46.00	-12.63	QP
5	642.0700	-4.80	28.68	23.88	46.00	-22.12	QP
6	879.7200	-1.38	29.09	27.71	46.00	-18.29	QP

Above 1GHz

No.	Frequency (MHz)	Factor (dB/m)	Reading (dBµV/m)	Level (dBµV/m)	Limit (dBµV/m)	Margin (dB)	Det.
1	3380.762	3.83	35.83	39.66	74.00	-34.34	peak
2	3380.762	3.83	23.75	27.58	54.00	-26.42	AVG
3	5607.214	7.72	39.18	46.90	74.00	-27.10	peak
4	5607.214	7.72	26.72	34.44	54.00	-19.56	AVG

Remark: The test result reading value is to low, margin all > 20dB of the limit.

Note:Level=Reading+Factor. Margin= Level- Limit

Copyright of this report is owned by Centre of Testing Service and may not be reproduced other than in full except with the written approval of the issuing Company.

**CENTRE OF TESTING SERVICE CO., LTD.**

A101, No.65, Zhuji Highway, Tianhe District, Guangzhou, China

Tel: +86-20-85543113 (32 lines)

Fax: +86-20-38780406

Complaint line: +86-20-85533471

E-mail: cts@cts-lab.com.cn

See Reverse For Terms And Conditions of Service



## 8. Manufacturer/ Approval holder Declaration

The following identical model(s):

**N/A**

Belong to the tested device:

Product description: **LED PUCK LIGHT**

Model name: **H-17RF**

Copyright of this report is owned by Centre of Testing Service and may not be reproduced other than in full except with the written approval of the issuing Company.

**CENTRE OF TESTING SERVICE CO., LTD.**

A101, No.65, Zhuji Highway, Tianhe District, Guangzhou, China

Tel: +86-20-85543113 (32 lines)

Fax: +86-20-38780406

Complaint line: +86-20-85533471

E-mail: [cts@cts-lab.com.cn](mailto:cts@cts-lab.com.cn)

See Reverse For Terms And Conditions of Service