

Appendix A:SAR System performance Check Plots
Table of contents
System Performance Check-D2450-1
System Performance Check-D2450-2
System Performance Check-D5200
System Performance Check-D5800

Test Laboratory: CTI SAR Lab

Systemcheck 2450-Head**DUT: D2450V2 - SN959; Type: D2450V2; Serial: SN959**

Communication System: UID 0, CW (0); Communication System Band: D2450 (2450.0 MHz); Frequency: 2450 MHz; Duty Cycle: 1:1

Medium parameters used: $f = 2450$ MHz; $\sigma = 1.815$ S/m; $\epsilon_r = 38.407$; $\rho = 1000$ kg/m³

Phantom section: Flat Section

DASY Configuration:

- Probe: EX3DV4 - SN7328; ConvF(7.47, 7.47, 7.47); Calibrated: 3/1/2019;
- Sensor-Surface: 1.4mm (Mechanical Surface Detection), $z = 1.0, 31.0$
- Electronics: DAE4 Sn1458; Calibrated: 2/26/2019
- Phantom: ELI v6.0; Type: QDOVA003AA; Serial: 2024
- DASY52 52.8.8(1222); SEMCAD X 14.6.10(7331)

Configuration/d=10mm,Pin=250mW/Area Scan (10x10x1): Measurement grid: $dx=12$ mm, $dy=12$ mm

Maximum value of SAR (measured) = 17.2 W/kg

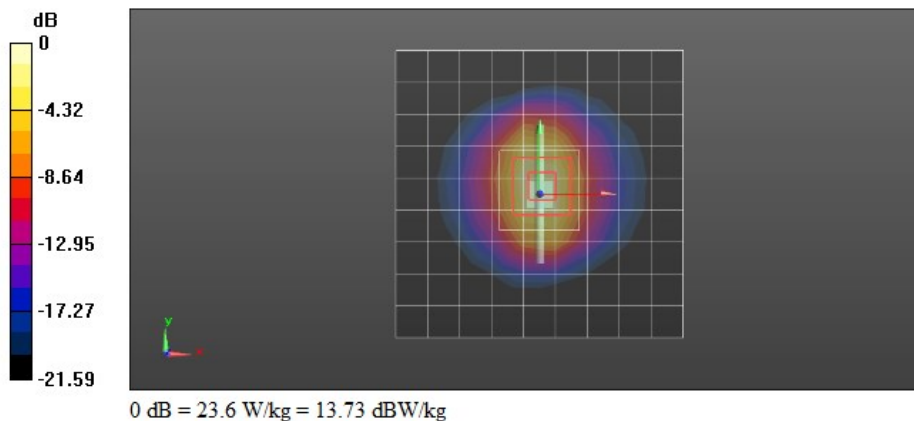
Configuration/d=10mm,Pin=250mW/Zoom Scan (7x7x7)/Cube 0: Measurement grid: $dx=5$ mm, $dy=5$ mm, $dz=5$ mm

Reference Value = 94.70 V/m; Power Drift = -0.26 dB

Peak SAR (extrapolated) = 29.5 W/kg

SAR(1 g) = 14.3 W/kg; SAR(10 g) = 6.74 W/kg

Maximum value of SAR (measured) = 23.6 W/kg



Test Laboratory: CTI SAR Lab

Systemcheck 2450-Head**DUT: D2450V2 - SN959; Type: D2450V2; Serial: SN959**

Communication System: UID 0, CW (0); Communication System Band: D2450 (2450.0 MHz); Frequency: 2450 MHz; Duty Cycle: 1:1

Medium parameters used: $f = 2450$ MHz; $\sigma = 1.845$ S/m; $\epsilon_r = 38.963$; $\rho = 1000$ kg/m³

Phantom section: Flat Section

DASY Configuration:

- Probe: EX3DV4 - SN7328; ConvF(7.47, 7.47, 7.47); Calibrated: 3/1/2019;
- Sensor-Surface: 1.4mm (Mechanical Surface Detection), $z = 1.0, 31.0$
- Electronics: DAE4 Sn1458; Calibrated: 2/26/2019
- Phantom: ELI v6.0; Type: QDOVA003AA; Serial: 2024
- DASY52 52.8.8(1222); SEMCAD X 14.6.10(7331)

Configuration/d=10mm,Pin=250mW/Area Scan (10x10x1): Measurement grid: $dx=12$ mm, $dy=12$ mm

Maximum value of SAR (measured) = 18.4 W/kg

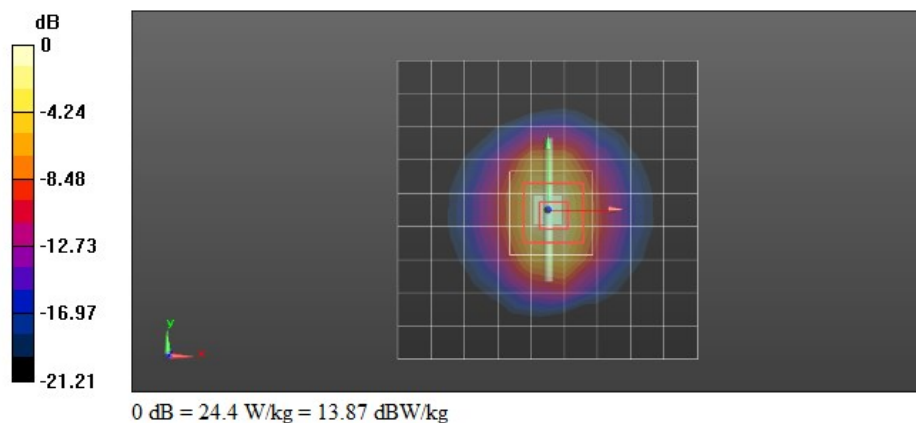
Configuration/d=10mm,Pin=250mW/Zoom Scan (7x7x7)/Cube 0: Measurement grid: $dx=5$ mm, $dy=5$ mm, $dz=5$ mm

Reference Value = 93.53 V/m; Power Drift = -0.16 dB

Peak SAR (extrapolated) = 30.2 W/kg

SAR(1 g) = 14.5 W/kg; SAR(10 g) = 6.79 W/kg

Maximum value of SAR (measured) = 24.4 W/kg



Test Laboratory: CTI SAR Lab

Systemcheck 5200-Head**DUT: D5GHzV2 - SN1208; Type: D5GHzV2; Serial: SN1208**

Communication System: UID 0, CW (0); Communication System Band: D5GHz (5000.0 - 6000.0 MHz); Frequency: 5200 MHz; Duty Cycle: 1:1

Medium parameters used: $f = 5200$ MHz; $\sigma = 4.564$ S/m; $\epsilon_r = 35.837$; $\rho = 1000$ kg/m³

Phantom section: Flat Section

DASY Configuration:

- Probe: EX3DV4 - SN7328; ConvF(5.38, 5.38, 5.38); Calibrated: 3/1/2019;
- Sensor-Surface: 1.4mm (Mechanical Surface Detection), $z = 1.0, 31.0$
- Electronics: DAE4 Sn1458; Calibrated: 2/26/2019
- Phantom: ELI v6.0; Type: QDOVA003AA; Serial: 2024
- DASY52 52.8.8(1222); SEMCAD X 14.6.10(7331)

Configuration/d=10mm,Pin=100mW/Area Scan (11x11x1): Measurement grid: $dx=10$ mm, $dy=10$ mm

Maximum value of SAR (measured) = 18.3 W/kg

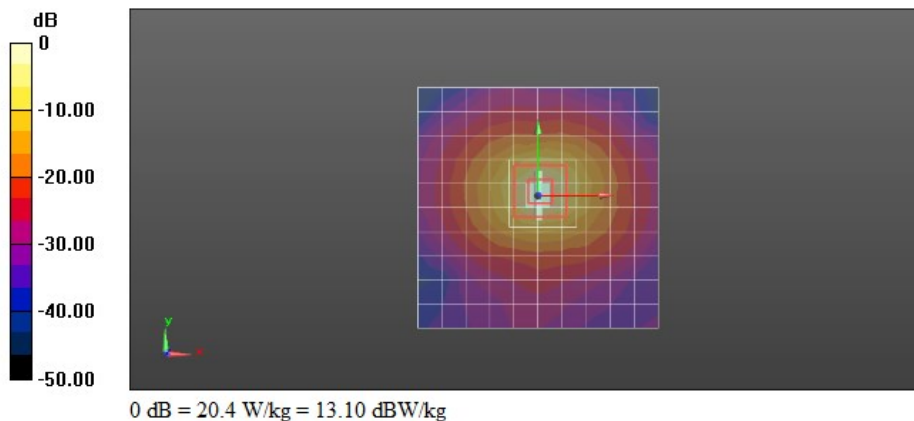
Configuration/d=10mm,Pin=100mW/Zoom Scan (8x8x16)/Cube 0: Measurement grid: $dx=4$ mm, $dy=4$ mm, $dz=2$ mm

Reference Value = 45.50 V/m; Power Drift = -0.08 dB

Peak SAR (extrapolated) = 34.7 W/kg

SAR(1 g) = 8.52 W/kg; SAR(10 g) = 2.44 W/kg

Maximum value of SAR (measured) = 20.4 W/kg



Test Laboratory: CTI SAR Lab

Systemcheck 5800-Head**DUT: D5GHzV2 - SN1208; Type: D5GHzV2; Serial: SN1208**

Communication System: UID 0, CW (0); Communication System Band: D5GHz (5000.0 - 6000.0 MHz); Frequency: 5800 MHz; Duty Cycle: 1:1

Medium parameters used: $f = 5800$ MHz; $\sigma = 5.335$ S/m; $\epsilon_r = 35.427$; $\rho = 1000$ kg/m³

Phantom section: Flat Section

DASY Configuration:

- Probe: EX3DV4 - SN7328; ConvF(4.75, 4.75, 4.75); Calibrated: 3/1/2019;
- Sensor-Surface: 1.4mm (Mechanical Surface Detection), $z = 1.0, 31.0$
- Electronics: DAE4 Sn1458; Calibrated: 2/26/2019
- Phantom: ELI v6.0; Type: QDOVA003AA; Serial: 2024
- DASY52 52.8.8(1222); SEMCAD X 14.6.10(7331)

Configuration/d=10mm,Pin=100mW/Area Scan (11x11x1): Measurement grid: dx=10mm, dy=10mm

Maximum value of SAR (measured) = 12.3 W/kg

Configuration/d=10mm,Pin=100mW/Zoom Scan (8x8x16)/Cube 0: Measurement grid: dx=4mm, dy=4mm, dz=2mm

Reference Value = 34.92 V/m; Power Drift = -0.14 dB

Peak SAR (extrapolated) = 38.1 W/kg

SAR(1 g) = 7.53 W/kg; SAR(10 g) = 2.17 W/kg

Maximum value of SAR (measured) = 19.5 W/kg

