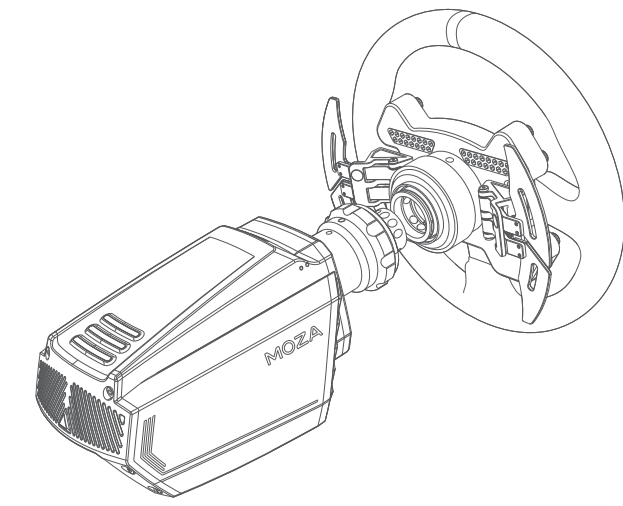




R16 Direct Drive Wheel Base

Your speed and passion



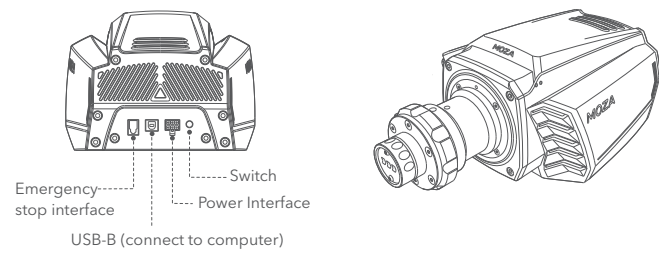
User manual 使用说明书

01 Product Features

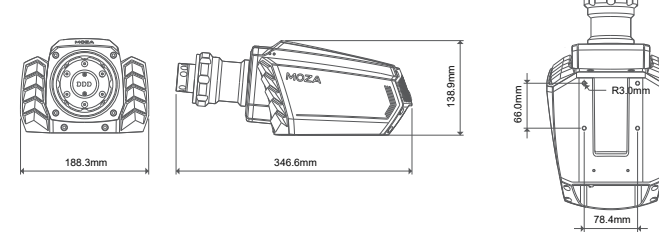
- Hypercar design concept
- All Aluminum Alloy Body.
- 16 Nm Peak Torque.
- Patented Wireless Power Supply.
- Supports most simulation racing software.

02 Introduction

MOZA R16 inspired by hyper-car speed featuring an industrial grade electric motor.



03 Basic Parameters



04 Installation

1. Attach the R16 base to the simulator bracket through the 4 threaded holes on the bottom.
2. Connect the power cord and the TYPE-B end of the USB cable into the corresponding ports on the rear of the R16. Turn on the power supply and connect the TYPE-A end of the USB cable to the PC.
3. Short press the power button on the rear of the R16 base. (short press to turn on, long press to turn off).
4. Download and install the MOZA Pit House software from the help center of MOZA Racing's official website (WWW.MOZARACING.COM). Start your racing journey with the R16.
5. For more information and instructional videos, please visit the official website (MOZARACING.COM)

05 Caution and Warnings

- To avoid fire/electric shock it is forbidden to expose the equipment to rain and or damp environments.
- It is strictly forbidden to use the equipment in direct sunlight.
- Recommended indoor temperature: 15°C ~ 30°C/59°F ~ 86°F.
- It is recommended that a single operation time should not exceed 1 hour. If it exceeds this limit, it is recommended to take a break every 20 minutes.
- It is recommended for new users to limit force feedback to less than 50.
- Excessive use may cause health risks, please do not operate MOZA R16 for more than 2 hours a day. The device is not suitable for children under 6 years old, small accessories may cause a choking hazard!
- Children under 13 need to be supervised by their parents while operating the MOZA R16.
- It is strictly forbidden to disassemble the equipment, doing so will void your warranty.
- The MOZA R16 must be connected to the power supply provided by MOZA. To ensure the safety of user and hardware.
- To ensure the hardware will operate safely, Repair or replacement parts can only be carried out by an authorized repair center.
- Even if the relevant voltage and other data match, the use of non-standard power supplies is prohibited.
- Only use the AC power supply provided.
- It is forbidden to expose the equipment to heat sources.
- When the MOZA R16 is not in use for a long time, unplug the power cord to cut off the power.
- If you find any abnormality, please stop using the MOZA R16 and contact MOZA or authorized dealer.
- Follow MOZA's official website and public platforms for the latest relevant product information.

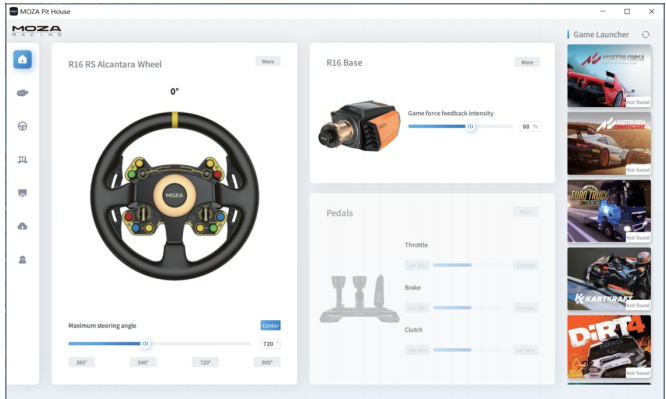
▲ This product use is limited to activities related to simulated driving, please distinguish between simulated games and reality to ensure safe driving

06 Packing List

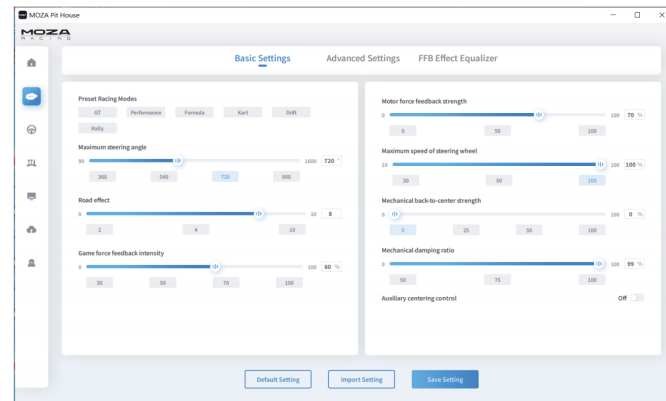
- Base Unit
- Power Adapter
- Power Cord
- Data Cord
- Bolt Kit

07 Software Introduction

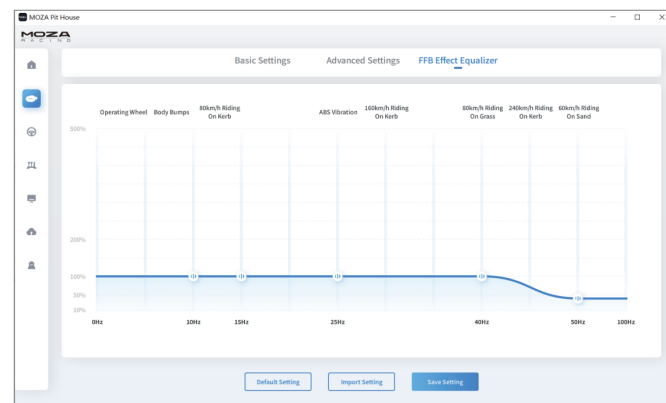
View the status of connected devices on the main page, set the base angle, force feedback, pedals, steering wheel and gauges, etc.



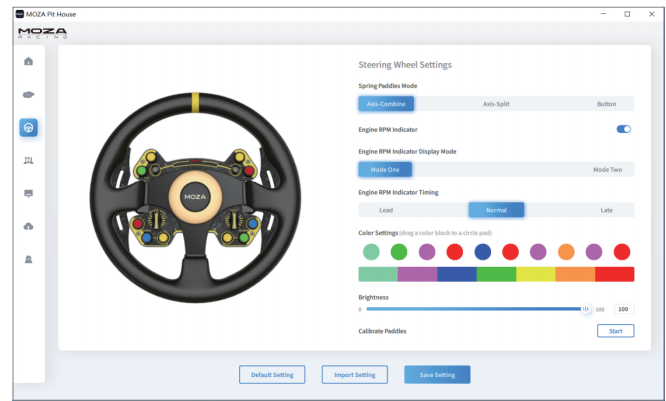
The basic settings help a beginner driver to quickly find the appropriate race feel. The professional settings allow an advanced driver to select exclusive force feedback settings.



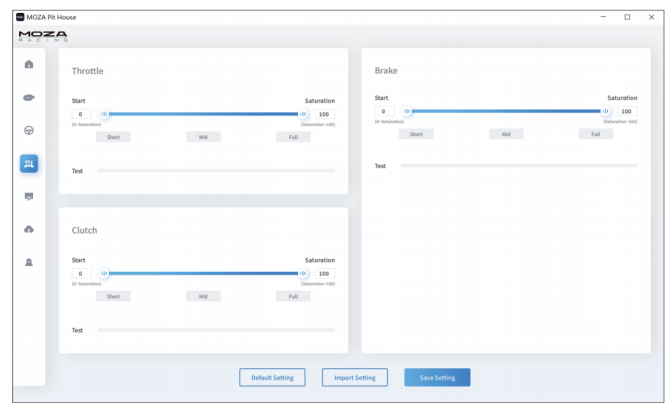
Users can adjust the steering wheel feedback feel of the road according to their preferences and/or different track environments.



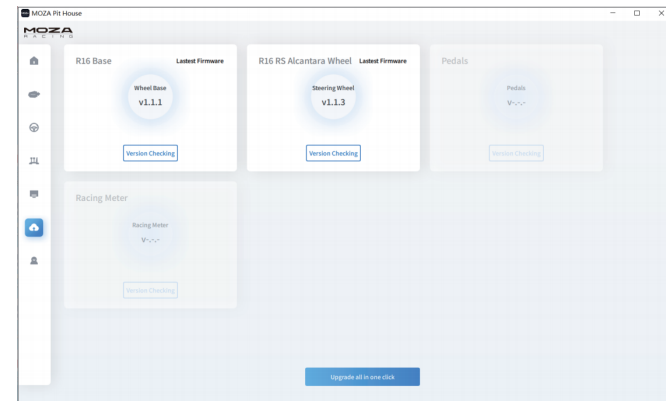
Choose colors for the shift light indicator and adjust the timing of the color shift/change. Create a custom shift light sequence.



Easily and quickly adjust pedal stroke.



Upgrade the MOZA Racing suite ecosystem with one click, and quickly enjoy the latest functional experience.



For detailed software instructions, please visit the help center page of MOZA's official website to download the detailed instructions (MOZARACING.COM)

08 Specification Table

Drive form: Direct Drive.
 Maximum Turning Angle: 1600°.
 Body Material: Aluminum alloy.
 Body Color: Orange/Black.
 Maximum Torque: 16 Nm.
 Maximum Power: 360W.
 Input voltage: 110V~220V AC→36V DC.
 Mobile App function: supported.
 Quick release: supported.
 Interface: structure, data, power supply, emergency stop.
 Accessories: power adapter, data cable, blot kit, manual, and warranty card.
 Fixing method: 4 holes at the bottom, special bracket supports angle adjustment and side fixation.
 Emergency stop switch: optional.
 Firmware upgrade: supported.
 Size: 327mm×170mm×130mm.
 Weight: 8.9kg.

09 Supplement

- This product has high force feedback strength and contain small parts. Children are prohibited from using it without parental guidance.
- Keep away from loose clothing and easily entangled objects, such as hair, cables, skirts, etc.
- MOZA R16 can be used after unpacking. We ensure that the firmware is updated to the latest version at the factory. For more information about software updates, please visit the MOZA website.
- This manual is for demonstration purposes only and cannot be used for marketing purposes. It is a general description of a single product (including related series products). Please refer to the actual product when purchasing.
- The above product pictures and content are for demonstration purposes only. The external design of the actual product may be slightly different (including but not limited to appearance, color, size) and content display (including but not limited to background, UI, pictures). Please check the actual product for reference.
- The above test data are from the MOZA test laboratory. Due to the use conditions and environmental reasons, it may not reflect the actual performance factors.
- The above content, such as descriptions, pictures, etc., may be changed. MOZA may adjust relevant content according to the performance and specifications of the actual product to provide more accurate product information. Due to unforeseen problems during batch processing or delivery, product supply may fluctuate. In this case, MOZA may change the relevant instructions and pictures. If necessary, without notice, please learn about relevant information through MOZA's website.

FCC Warning

FCC Caution:
 Any Changes or modifications not expressly approved by the party responsible for compliance could void the user's authority to operate the equipment.
 This device complies with part 15 of the FCC Rules. Operation is subject to the following two conditions: (1) This device may not cause harmful interference, and (2) this device must accept any interference received, including interference that may cause undesired operation.
 FCC RF Radiation Exposure Statement:
 1. This Transmitter must not be co-located or operating in conjunction with any other antenna or transmitter.
 2. This equipment complies with RF radiation exposure limits set forth for an uncontrolled environment.
 3. This equipment should be installed and operated with minimum distance 20cm between the radiator & your body.

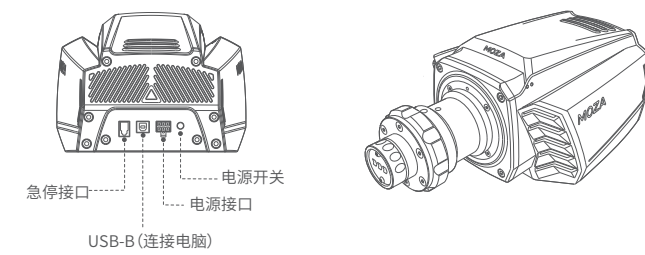
尺寸:100*142mm

01 产品介绍

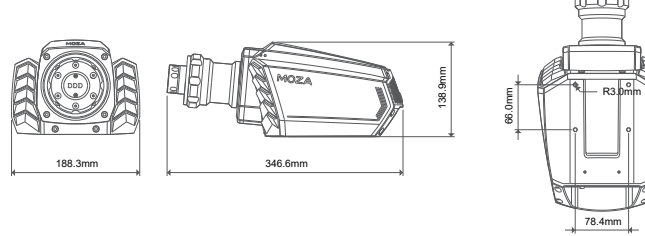
- 跑车造型设计
- 航空级铝合金
- 16Nm超大扭矩
- 发明专利无线供电技术
- 支持几十款模拟赛车软件

02 底座介绍

MOZA R16将端口进行了集成,只保留电源、USB和急停接口



03 基本参数



04 安装教程

1. 将R16底座通过底面4个螺丝孔固定到模拟器支架上。
2. 将电源线,USB线TYPE-B端分别插入R16底座尾部对应接口上,电源线另一端接入220V电源插口,打开电源线上的开关,USB线TYPE-A端接入PC。
3. 短按R16底座尾部的电源按钮(短按开机,长按关机)。
4. 在MOZA Racing官网(WWW.MOZARACING.COM)的帮助中心,下载MOZA Pit House软件并安装,即可开启您的赛车之旅。
5. 更多信息和教学视频请登录官网(MOZARACING.COM)进行查阅

05 注意事项

- 严禁将设备暴露在雨水以及潮湿的环境中,以避免发生火灾/电击
- 严禁在太阳直射的条件下使用设备
- 建议室内温度:15°C ~ 35°C
- 建议单次操作时间不超过1小时,如超过此限度,建议每20分钟进行暂停休息
- 过度使用可能导致健康风险,每天操作请勿超过2小时
- 设备不适用于6岁以下儿童,小配件可能造成窒息的危险!
- 13岁以下孩童需在家长陪同下使用
- 严禁自行拆解设备,否则将失去质保资格
- 设备必须使用配套出厂的电源进行连接,以保障用电安全及用户权益得到保障
- 为保障相关安全,零部件维修或者更换只能由官方授权维修中心进行
- 即使相关电压等数据匹配,亦禁止使用非标准电源
- 只能使用标准壁式电源插座提供的交流电源以避免对产品造成损坏
- 禁止将设备暴露在热源中
- 长期不使用的情况下,请拔出设备电源线断电
- 如发现有任何异常,请立即停止使用并寻求 MOZA 官方或相关授权维修中心的帮助
- 请关注 MOZA 官网及公众平台以了解最新的相关产品信息

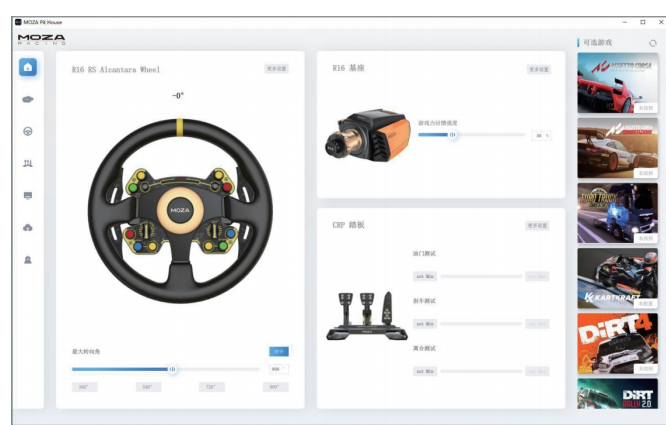
▲ 本产品仅限于模拟驾驶相关活动,请区别模拟游戏与现实,安全驾驶。

06 包装清单

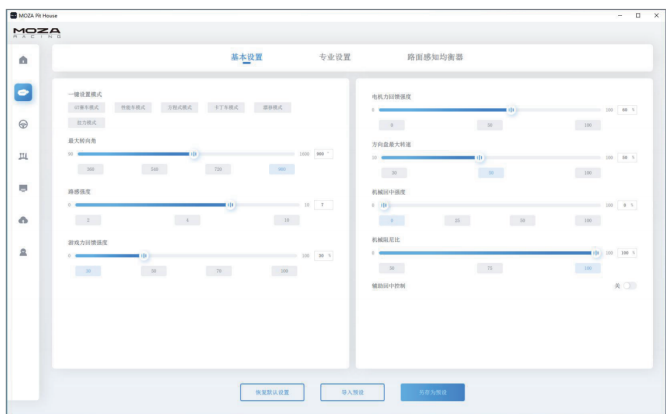
- 底座主机
- 电源适配器
- 电源线
- 数据线
- 螺丝工具包

07 软件介绍

主页面可查看已连接的设备工作状态,设置底座转角,力反馈,踏板行程等,同时可以快速配置和启动游戏



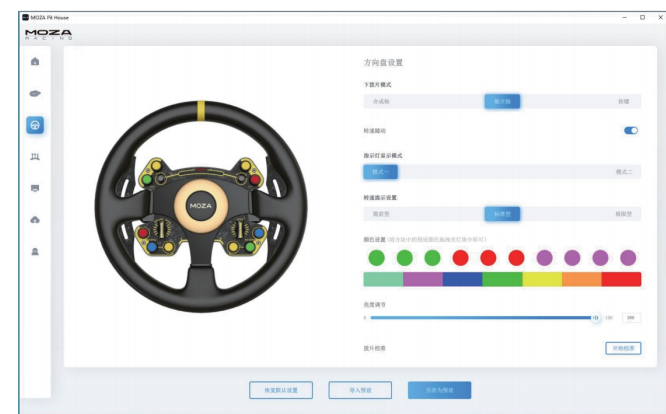
基础设置帮助入门玩家快速匹配舒适的手感;专业设置让高阶玩家调出惊喜的专属力反馈效果。



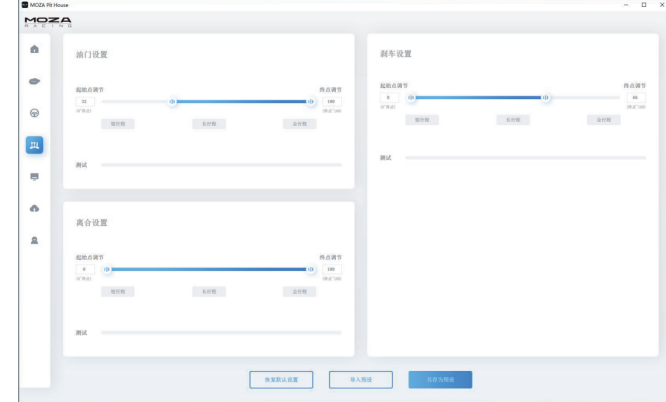
创新性的推出路感均衡器系统,用户可以根据喜好与不同场地环境调节方向盘的路感反馈



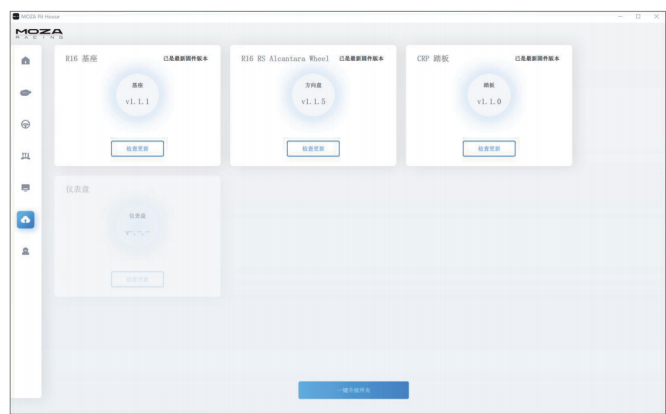
可在控制中心随心所欲地选择方向盘换挡指示灯颜色,根据换挡习惯设置颜色变化时机



快捷调节踏板行程,丰富脚感满足个性化需求



一键完成MOZA Racing生态系统固件升级,轻松享受最新的功能体验



*详细软件使用说明,请访问MOZA官网(MOZARACING.COM)帮助中心页面下载详细说明书

08 规格表

驱动形式: 直驱
 最大转角: 1600度
 外壳材料: 航空级铝合金
 外壳颜色: 烈焰橙/赛博绿
 最大扭矩: 16牛米
 最大功率: 360W
 输入电压: 110V~220V AC→36V DC
 手机App功能: 支持
 快拆: 支持
 接口: 数据、电源、急停开关
 配件: 电源适配器、数据线、螺丝包、说明书和保修卡。
 固定方式: 底部4个孔,专用支架支持角度调节和侧面固定
 急停开关: 选配
 固件升级: 支持
 尺寸: 327mm×170mm×130mm
 重量: 8.9kg

09 补充说明

- 本产品力反馈强度高,零件小,儿童在没有父母指导的情况下禁止使用。
- 应远离宽松的衣物和容易缠绕的物体,比如头发、电缆、裙子等。
- MOZA R16开箱后即可使用,我们确保固件在出厂时更新到最新版本,更多关于软件更新的信息,请访问MOZA网站。
- 本说明书仅供演示用途,不能作为市场推广用途,它是一个单一产品的一般说明(包括相关的系列产品),购买时请以实物为准。
- 以上产品图片及内容仅供演示之用,实际产品的外部设计可能略有不同(包括但不限于外观、颜色、大小)和内容显示(包括但不限于背景、UI、图片),请检查实际产品供参考。
- 以上测试数据均来自MOZA测试实验室,由于使用条件和环境原因,可能无法反映实际性能的因素。
- 以上内容,如描述、图片等,可能会有更改,MOZA可能会根据实际产品的性能和规格来调整相关内容,以提供更准确的产品信息。由于在批量处理或交付过程中出现不可预见的问题,产品供应可能会发生波动,在这种情况下,MOZA可能会更改相关说明和图片,如有需要恕不另行通知,请通过官方渠道了解相关信息。

产品保修卡

产品型号	购买日期
用户名	用户电话
产品条码	通讯地址

经销商信息(盖章)

产品保修条例

保修期

自购机日起,底座主体,方向盘,踏板和仪表显示屏保修12个月,设备外壳、说明书、线材、螺丝、扳手、包装等不在“一年免费保修服务”范围内,但您可以选择有偿服务。
 购买者在以下条件下不享受免费保修服务,但您可以选择有偿服务。

1. 超过三包有效期的;
 2. 无三包凭证及有效发票的,但能够证明该产品在三包有效期内的除外;
 3. 包装凭证上的型号与修理产品型号不符或者涂改的;
 4. 非本公司特约维修人员拆卸造成损坏的;
 5. 因不可抗力造成损坏的;
 6. 未按产品使用说明书要求使用、维护、保养而造成损坏的。
- 保修期限鉴于产品部位、不同国家法律法规等差异,将有所不同,相关国家与区域的保修期限,请咨询MOZA官方或购买时联系的MOZA授权经销商。

合格证

