



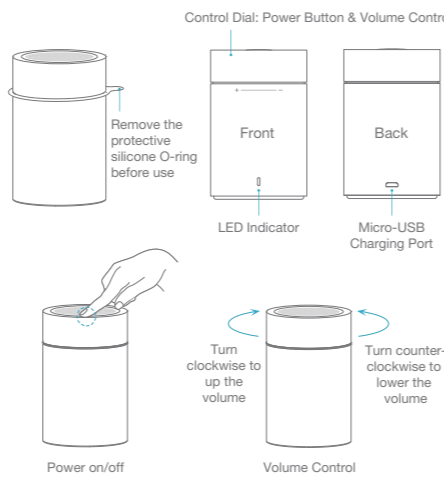
User Guide
SoundCannon™ Turret-I
Portable Bluetooth Speaker



Model: B208



Getting to know your Bluetooth speaker



Power on/off
(Press anywhere on the control dial)

Volume Control

WARNING: Always charge your speaker with a quality Micro-USB charge cable. A wet or dirty Micro-USB connector may create excess heat during charging, which may cause melting, fire, or personal injury.

Power on/off

Press and hold the control dial for 2 seconds to power on/off. Release when you hear a sound. To save power, the speaker will turn off automatically after 10 minutes without Bluetooth connection or user interaction.

Pair with a device for the first time

Power on the speaker. When the LED indicator turns on blue and start flashing quickly, the speaker is ready to pair with a Bluetooth-enabled device with A2DP support, such as smartphones, tablets, and laptop computers.

Turn on Bluetooth on your device and select ZMI SoundCannon Speaker. After successfully paired, the speaker will sound to confirm that it is ready to play, and the LED indicator will then flash a blue light at a steady, slow pace.

Pair with a different device

Turn on the speaker and double-press the control dial. When you hear a sound and see the blue light start flashing rapidly, follow the instructions in the preceding paragraph to pair with a new device.

Features

Play audio

While the speaker is on and connected, you can play any audio content from your source device.

Speakerphone

The speaker has a built-in mic that allows you to take incoming calls. When you receive a call on your audio source device, the speaker will prompt you of the incoming call. Press the control to answer the call and press it again to end the call.

Adjust volume

You can adjust volume while playing audio or taking a call. You can adjust the volume from your source device or by turning the control dial on the speaker.

Charging the battery

Connect the speaker to a USB wall charger or portable charger using a good quality Micro-USB charge cable. The LED indicator will flash a red light while charging is in progress. The LED indicator will turn solid blue when charging is complete.


WARNING: Always use a qualified 5V USB wall charger or portable charger. Unqualified chargers may result in damage to the speaker or even risk of fire.

Control dial actions

Action	Function
Press the control dial when the speaker is on	1. Pause/Play 2. Answer/End call
Double-press the control dial when the speaker is on	1. Disconnect from Bluetooth, enter pairing mode 2. Connect to the previously paired device if disconnected 3. Reject incoming call
Press and hold the control dial for 2 seconds	1. Turn on 2. Turn off
Turn the control dial clockwise	Volume up
Turn the control dial counterclockwise	Volume down

LED indicator states

Speaker status	LED light
Waiting to connect	Flashing blue rapidly
Connecting	Flashing blue slowly
Incoming call	Flashing white rapidly
Ongoing call	Flashing white slowly
Charging in progress	Steady red
Charging complete	Steady blue
Low battery	Flashing red



Be in charge, anytime, anywhere

Specifications

Product name	SoundCannon Turret-I Portable Bluetooth Speaker
Model	B208
Bluetooth version	4.1
Operating range	10 m
Maximum playback time	7 hours when fully charged
Maximum output	5W
Speaker impedance	4Ω
Battery capacity	1,200 mAh 3.7V
USB input	5V ⚡ 1A
Dimensions	2.36 × 2.36 × 3.67 in
Operating temperature	32° to 104°F (0° to 40°C)

WARNING: This product uses radio signal to connect to Bluetooth devices. The connection may not be stable or reliable on some occasions. Do not rely solely on this product's performance in case of emergency.

FCC

This device complies with Part 15 of the FCC Rules. Operation is subject to the following two conditions: (1) This device may not cause harmful interference, and (2) this device must accept any interference received, including interference that may cause undesired operation.

WARNING: Changes or modifications not expressly approved by the party responsible for compliance could void the user's authority to operate the equipment.

NOTE: This equipment has been tested and found to comply with the limits for a Class B digital device, pursuant to Part 15 of the FCC Rules. These limits are designed to provide reasonable protection against harmful interference in a residential installation. This equipment generates uses and can radiates radio frequency energy and, if not installed and used in accordance with the instructions, may cause harmful interference to radio communications. However, there is no guarantee that interference will not occur in a particular installation. If this equipment does cause harmful interference to radio or television reception, which can be determined by turning the equipment off and on, the user is encouraged to try to correct the interference by one or more of the following measures: (1) Reorient or relocate the receiving antenna. (2) Increase the separation between the equipment and receiver. (3) Connect the equipment into an outlet on a circuit different from that to which the receiver is connected. (4) Consult the dealer or an experienced radio/TV technician for help.

RF Warning Statement

The device has been evaluated to meet general RF exposure requirements. The device can be used in portable exposure conditions without restriction.

18-Month Limited Warranty

The product has an 18-month limited warranty, unless the warranty is voided by one or more of the following:


- Unauthorized repair, incorrect use, drop, negligence, abuse, liquid damage, accident, alteration, improper use with non-ZMI-branded accessories, or removing or altering product labeling
- Warranty expiration
- Force Majeure




Web: zmiusa.com/support
Email: support@zmiusa.com
Phone: +1 (844) 828-2932

ZMI USA Corporation, 120 San Lucar Ct, Sunnyvale, CA 94086-5213

For FAQs and more information, please visit:


zmiusa.com/support



 @zmiusa
 @zmiusa
 @zmiusacorp

印刷颜色：PANTONE COOL GRAY 9C ■
K100 ■
Teal ■ R52, G172, B199

材质：105克金东太空梭无光铜，上水性哑油

					单位 ▶ mm	项目名 ▶ B208 亚马逊版	 紫米 ZMIFI.COM
V1.0	建立	凌浩		2017/09/13	比例 ▶ 1:1	文件名 ▶ 说明书	
版本	描述	设计	内容审核	日期			