

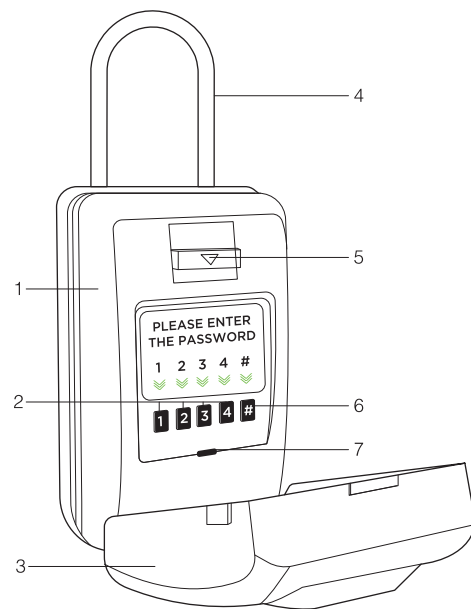


# SMART KEY LOCK BOX USER GUIDE



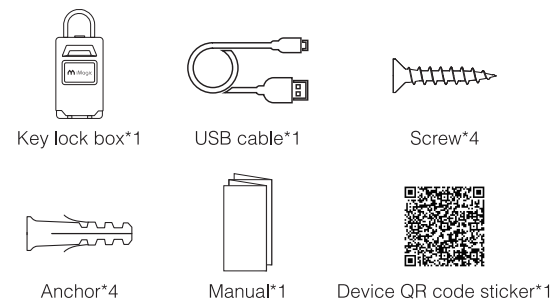
## PRODUCT

Initial password "123412" #



- 1. Lock body
- 2. Password keyboard
- 3. Cover
- 4. Shackle
- 5. Unlock button
- 6. "#" button
- 7. Charging interface

## IN THE BOX



## PROGRAMING

### 1. Download APP

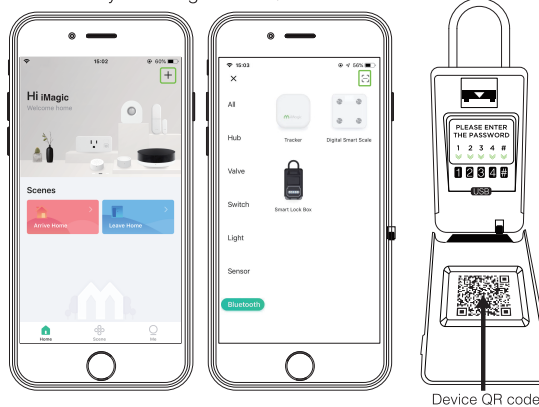
Download the 'iMagic Living' App from App Store or Google Play



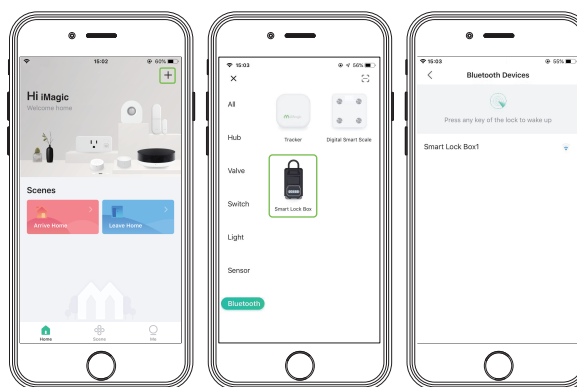
### 2. Register and log in App

### 3. ADD the smart lock box

a. Add by scanning device QR code

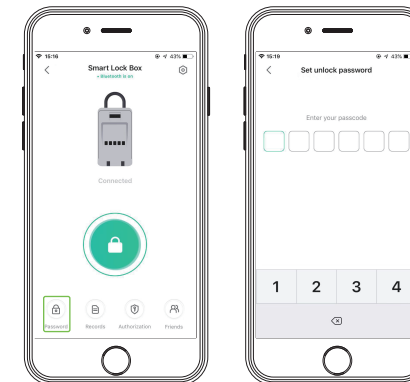


b. Add via Bluetooth



\*Press any key on the device panel to activate the Bluetooth first.

### 4. Set password



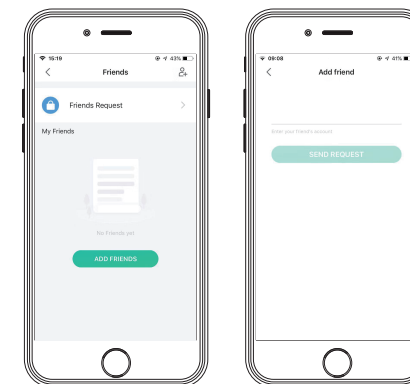
**Vague Code**-The lock supports up to a 18-digit Vague CODE. Just enter any 18-digit code, as long as a correct code is included in what you entered, you can open the door.  
EXAMPLE: XXX123412XXX

### 5. Authorization

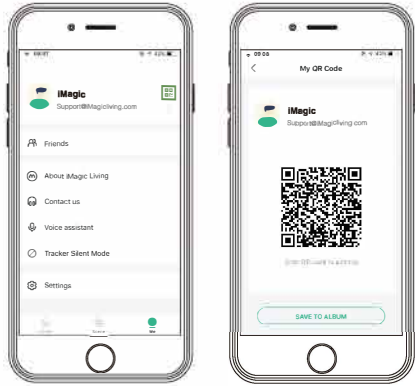
#### Authorization via App friends

Authorize friends' account, so friends could unlock the keybox via 'iMagic living' App.

a. Add by App friends' account



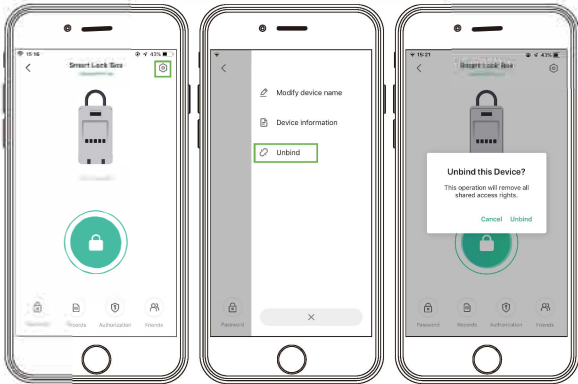
b. Scan App friends' QR code



**Authorization via device QR code**

Friends could scan the device QR code to send the Authorization Requests to your account.  
Accept the request to Authorize the Friends' account.

**6. Unbind**

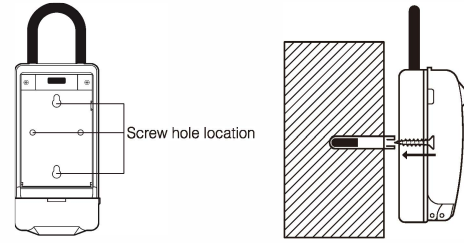


**\*All the Authorization will be invalid after device unbinded.**  
**\*Password keep the same after unbinded.**

**INSTALLATION**

**Fixation method**  
**Two methods of fixation**

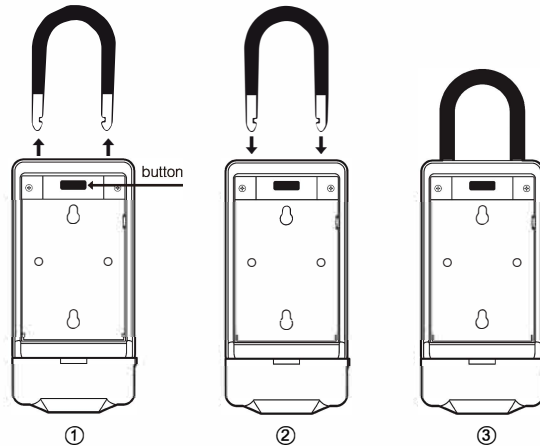
a. Installation on the wall through the screws and the anchors



b. Installation on the handles through the shackle



1. Press the black button, and pull out the shackle.
2. Insert the hanging shackle.
3. Adjust the different gear into the right position, finish the installation.



**FCC WARNING:**

This device complies with part 15 of the FCC Rules. Operation is subject to the following two conditions: (1) this device may not cause harmful interference, and (2) this device must accept any interference received, including interference that may cause undesired operation.

Any changes or modifications not expressly approved by the party responsible for compliance could void the user's authority to operate the equipment.

NOTE: This equipment has been tested and found to comply with the limits for a Class B digital device, pursuant to Part 15 of the FCC Rules. These limits are designed to provide reasonable protection against harmful interference in a residential installation. This equipment generates, uses and can radiate radio frequency energy and, if not installed and used in accordance with the instructions, may cause harmful interference to radio communications. However, there is no guarantee that interference will not occur in a particular installation.

If this equipment does cause harmful interference to radio or television reception, which can be determined by turning the equipment off and on, the user is encouraged to try to correct the interference by one or more of the following measures:

- Reorient or relocate the receiving antenna.
- Increase the separation between the equipment and receiver.
- Connect the equipment into an outlet on a circuit different from that to which the receiver is connected.

-- Consult the dealer or an experienced radio/TV technician for help.

**ENVIRONMENTAL PROTECTION**



Do not dispose with domestic waste. Use special collection points for sorted waste. Contact local authorities for information about collection points. If the electronic devices would be disposed on landfill, dangerous substances may reach groundwater and subsequently food chain, where it could affect human health.



Distributed by:  
iMagic INNOVATIONS  
26950 San Bernardino Avenue, Redlands,  
CA 92374  
IMAGICLIVING.COM  
Made in China

This device complies with part 15 of the FCC Rules. Operation is subject to the following two conditions: (1) this device may not cause harmful interference, and (2) this device must accept any interference received, including interference that may cause undesired operation.

Any changes or modifications not expressly approved by the party responsible for compliance could void the user's authority to operate the equipment.

NOTE: This equipment has been tested and found to comply with the limits for a Class B digital device, pursuant to Part 15 of the FCC Rules. These limits are designed to provide reasonable protection against harmful interference in a residential installation. This equipment generates, uses and can radiate radio frequency energy and, if not installed and used in accordance with the instructions, may cause harmful interference to radio communications.

However, there is no guarantee that interference will not occur in a particular installation.

If this equipment does cause harmful interference to radio or television reception, which can be determined by turning the equipment off and on, the user is encouraged to try to correct the interference by one or more of the following measures:

- Reorient or relocate the receiving antenna.
- Increase the separation between the equipment and receiver.
- Connect the equipment into an outlet on a circuit different from that to which the receiver is connected.
- Consult the dealer or an experienced radio/TV technician for help.

The device has been evaluated to meet general RF exposure requirement. The device can be used in portable exposure condition without restriction

FCC ID: 2AMI2-IM011711