
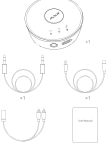


Bluetooth Transmitter


User Manual



package



Diagram



1. Power Button	11. Power & Mode Light
2. Volume Up	12. Volume Down
3. Volume Down	13. Mode Button
4. Mode Button	14. AUX Audio In

1. LED Indicator	11. Power Button
2. Volume Up	12. Volume Down
3. Volume Down	13. Mode Button
4. Mode Button	14. AUX Audio In


Specifications

Material	ABS
Material Color	Black
Product Size	30x30x15mm
Bluetooth Version	4.2
Bluetooth Range	10m
Bluetooth Profile	A2DP, AVRCP

Low Latency Function

When you play music, you can feel the delay between the music and the sound. This is because of the delay between the music and the sound. This is because of the delay between the music and the sound.

2.Enter Pairing Mode



3.Connection to the First Bluetooth Headphone

1. Turn on the Bluetooth transmitter and the Bluetooth headset.
2. Press the Mode button for 3 seconds to enter pairing mode.
3. The transmitter will start to flash red and blue.
4. The headset will search for the transmitter and connect to it.

4.Connection to the Second Bluetooth Headphone

1. Turn on the Bluetooth transmitter and the Bluetooth headset.
2. Press the Mode button for 3 seconds to enter pairing mode.
3. The transmitter will start to flash red and blue.
4. The headset will search for the transmitter and connect to it.

5.Using the Transmitter

Power On / Power Off

Press the Power Button for 3 seconds to turn on the transmitter. Press the Power Button for 3 seconds to turn off the transmitter.

6.Charging

Use the charging cable to charge the transmitter. The charging time is about 2 hours.

7.CORRECT DISPOSAL OF THIS PRODUCT

Do not dispose of this product in the general waste. Please recycle it.