

Annex D

1-7310/18-01-01_AnnexD

[Setup photos of the Equipment Under Test](#)

This addendum is electronically signed and valid without handwritten signature.
For verification of the electronic signatures, the public keys can be requested at the testing laboratory.

Document authorized:

Mihail Dorongovskij
Lab Manager
Radio Communications & EMC

Photos




Photo 1: EUT at the anechoic chamber




Photo 2: EUT at the anechoic chamber



Photo 3: EUT at the anechoic chamber




Photo 4: EUT at the anechoic chamber




Photo 5: EUT at the anechoic chamber




Photo 6: EUT at the anechoic chamber, loop antenna test setup



Photo 7: EUT at the anechoic chamber, loop antenna test setup




Photo 8: EUT at the anechoic chamber, loop antenna test setup




Photo 9: EUT at the anechoic chamber, loop antenna test setup



Photo 10: EUT at the anechoic chamber, loop antenna test setup



Photo 11: EUT at the anechoic chamber, loop antenna test setup



Photo 12: EUT at the semi-anechoic chamber

Document history

Version	Applied changes	Date of release
	initial release	2019-01-31

- END OF DOCUMENT -
