


55mm


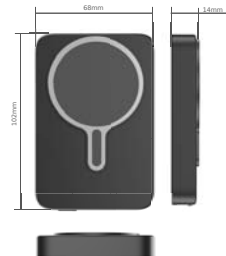
80mm

INSTRUCTION MANUAL

Magnetic Wireless Battery Pack 10000mAh



PD-15

Power button

LED indicator light

USB-C PD input/output port

Intruction for use

1. There are 2 ways to charge your device, connect PD-15 Power to your device through:

A. The USB-C PD port


B. Wireless charging

Note: To charge small devices like Bluetooth earbuds, fitness tracker. Put the device to the PD-15 wireless charge area, it will natural charge the device.

2. To Recharge your PD-15, connect the USB-C port to a power adapter.

The LED will flicker in white progressively. Indication charging is in progress. All LED will be ON in white when charging is completed. Unplug PD-15 from the power supply.

Indicator	Status
1 LED ON in green color	Wireless Charging Model is ON
1 LED ON in blue color	Fast Charging Mode is ON
4 LED ON	Battery Level > 75%
3 LED ON	Battery Level > 50%
2 LED ON	Battery Level > 25%
1 LED ON	Battery Level > 10%
1 LED Flashing	Battery Level < 10%
LED blink progressively	Small Current mode is ON
1 LED flickers in red	Foreign object is detected (Please remove the foreign object)



SPECIFICATION

MODEL : PD-15
 Capacity : 10000mAh
 Rated Capacity : 8600mAh
 Input : 5V\times3A, 9V\times2A(USB-C)
 Output : 5V\times2.4A, 9V\times2.22A, 12V\times1.5A (USB-C PD)
 Wireless Output : 5W, 7.5W, 10W
 Materials : Aluminum+ABS
 Size : 102*68*14mm
 Weight : 188g

CONTAINS:
 1. Magnetic Wireless Battery Pack 10000mAh
 2. USB-A to USB-C charging cable (30cm)
 3. Instruction manual

DISPOSAL OF ELECTRONIC PRODUCTS

- Do not place the product as household waste;
- Please dispose of discarded electronic products properly according to local regulations;
- Encourages you to participate in electronics recycling program.

WARING

- Do not dismantle or modify the products;
- Do not store the product in wet conditions;
- Do not keep or use the product near heat sources;
- Do not let water or any other liquid flows into the inside part of the product's interface. This would cause damages to the product;
- Stop charging or using the product in case of battery expansion;
- Make sure to remove metallic, magnetic protective case or chip cards like bank cards. Etc from your device when charging;
- While charging, the charger may heat up. This is normal and should not affect charger's performance. If the charger feels hot to the touch during this charging process, remove the device from the charger and allow it to cool down before restarting the charging process;
- Avoid using bent or damaged USB cable.

WARRANTY CONDITIONS

- We are responsible for 12 months quality guarantee;
- A valid warranty card and original purchase invoice must be presented upon request of warranty service;
- This warranty card shall not apply to the products if:
 - (A) it has explicitly modified or repaired in any way by persons other than technicians of this company or;
 - (B) it has been damaged through misuse, malicious acts, negligence, inflow of any liquid or;
 - (C) losses or damages are caused by force majeure or natural disasters;
- No alteration to this use guide will be allowed;
- The warranty terms and conditions are subject to change without prior notice;
- Please consult the dealer about the product compatibility with your cell phone/iPA before purchase. Product specifications are subject to change without prior notice.

FCC Instructions

Changes or modifications not expressly approved by the party responsible for compliance could void the user's authority to operate the product.

NOTE: This product has been tested and found to comply with the limits for a Class B digital device, pursuant to Part 15 of the FCC Rules. These limits are designed to provide reasonable protection against harmful interference in a residential installation. This product generates, uses and can radiate radio frequency energy and, if not installed and used in accordance with the instructions, may cause harmful interference to radio communications. However, there is no guarantee that interference will not occur in a particular installation. If the product does cause harmful interference to radio or television reception, which can be determined by turning the equipment off and on, the user is encouraged to try to correct the interference by one or more of the following measures:

- Reorient or relocate the receiving antenna.
- Increase the separation between the product and receiver.
- Connect the product into an outlet on a circuit different from that to which the receiver is connected.
- Consult the dealer or an experienced radio/TV technician for help.

The device complies with Part 15 of the FCC Rules. Operation is subject to the following two conditions: (1) this device may not cause harmful interference, and (2) this device must accept any interference received, including interference that may cause undesired operation.

The device has been evaluated to meet general RF exposure requirement. The device can be used in portable exposure condition without restriction.