

ANTENNA

TEST REPORT


ISSUED BY
Shenzhen BALUN Technology Co., Ltd.



FOR
Walkie Talkie

ISSUED TO
Shenzhen Fuyuanfeng Smart Electronic Technology Co., Ltd.

202 unit, blk 3, baoxing Garden, no.172, Baomin 2nd Rd, Chentian Community, Xixiang, Bao'an, Shenzhen, China



Tested by: Shang Dandan
Shang Dandan
(Engineer)

Date: Jun. 26, 2019

Approved by: Wei Yanquan
Wei Yanquan
(Chief Engineer)

Date: Jun. 26, 2019

Report No: BL-SZ1960094-901
EUT Name: Walkie Talkie
Model Name: T38
Brand Name: N/A
Test Standard: IEEE149-1979
Maximum: Gain: -5.09 (dBi)
Efficiency: 8%

Test Date: Jun. 05, 2019
Date of Issue: Jun. 26, 2019

NOTE: This test report of test results only related to the testing samples, which can be duplicated completely for the legal use with the approval of the applicant; it shall not be reproduced except in full, without the written approval of Shenzhen BALUN Technology Co., Ltd. Any objections should be raised within thirty days from the date of issue. To validate the report, please visit BALUN website.

Revision History

| <u>Version</u> | <u>Issue Date</u> | <u>Revisions</u> |
|----------------|----------------------|----------------------|
| <u>Rev. 01</u> | <u>Jun. 26, 2019</u> | <u>Initial Issue</u> |

TABLE OF CONTENTS

| | | |
|---------|---|----|
| 1 | Administrative Data (GENERAL INFORMATION)..... | 4 |
| 1.1 | Identification of the Testing Laboratory..... | 4 |
| 1.2 | Identification of the Responsible Testing Location..... | 4 |
| 1.3 | Laboratory Condition..... | 4 |
| 1.4 | Announce..... | 4 |
| 2 | PRODUCT INFORMATION..... | 5 |
| 2.1 | Applicant Information..... | 5 |
| 2.2 | Manufacturer Information..... | 5 |
| 2.3 | Factory Information..... | 5 |
| 2.4 | General Description for Equipment under Test (EUT)..... | 5 |
| 2.5 | Ancillary Equipment..... | 5 |
| 2.6 | Technical Information..... | 5 |
| 3 | SUMMARY OF TEST RESULTS..... | 6 |
| 3.1 | Test Standards..... | 6 |
| 3.2 | Test Verdict..... | 6 |
| 3.3 | Test Uncertainty..... | 6 |
| 4 | GENERAL TEST CONFIGURATIONS..... | 7 |
| 4.1 | Test Condition..... | 7 |
| 4.2 | Test Equipment List..... | 7 |
| 4.3 | Test Setup..... | 7 |
| ANNEX A | TEST RESULTS..... | 8 |
| A.1 | Gain and Efficiency..... | 8 |
| ANNEX B | RADIATION PATTERN..... | 9 |
| ANNEX C | TEST SETUP PHOTO..... | 13 |

ANNEX D EUT PHOTO 14

1 Administrative Data (GENERAL INFORMATION)

1.1 Identification of the Testing Laboratory

| | |
|--------------|---|
| Company Name | Shenzhen BALUN Technology Co., Ltd. |
| Address | Block B, 1st FL, Baisha Science and Technology Park, Shahe Xi Road, Nanshan District, Shenzhen, Guangdong Province, P. R. China |
| Phone Number | +86 755 6685 0100 |

1.2 Identification of the Responsible Testing Location

| | |
|---------------------------|---|
| Test Location | Shenzhen BALUN Technology Co., Ltd. |
| Address | Block B, 1st FL, Baisha Science and Technology Park, Shahe Xi Road, Nanshan District, Shenzhen, Guangdong Province, P. R. China |
| Accreditation Certificate | The laboratory is a testing organization accredited by China National Accreditation Service for Conformity Assessment (CNAS) according to ISO/IEC 17025. The accreditation certificate number is L6791. The laboratory is a testing organization accredited by China Metrology Accreditation (CMA). The accreditation certificate number is 2017192290Z. |
| Description | All measurement facilities used to collect the measurement data are located at Block B, FL 1, Baisha Science and Technology Park, Shahe Xi Road, Nanshan District, Shenzhen, Guangdong Province, P. R. China 518055 |

1.3 Laboratory Condition

| | |
|---------------------------|--------------------|
| Ambient Temperature | 19°C to 25°C |
| Ambient Relative Humidity | 45% to 55% |
| Ambient Pressure | 100 kPa to 102 kPa |

1.4 Announce

- (1) The test report reference to the report template version v2.2.
- (2) The test report is invalid if not marked with the signatures of the persons responsible for preparing and approving the test report.
- (3) The test report is invalid if there is any evidence and/or falsification.
- (4) The results documented in this report apply only to the tested sample, under the conditions and modes of operation as described herein.
- (5) This document may not be altered or revised in any way unless done so by BALUN and all revisions are duly noted in the revisions section.
- (6) Content of the test report, in part or in full, cannot be used for publicity and/or promotional purposes without prior written approval from the laboratory.

2 PRODUCT INFORMATION

2.1 Applicant Information

| | |
|-----------|--|
| Applicant | Shenzhen Fuyuanfeng Smart Electronic Technology Co., Ltd. |
| Address | 202 unit, blk 3, baoxing Garden, no.172, Baomin 2nd Rd, Chentian Community, Xixiang, Bao'an, Shenzhen, China |

2.2 Manufacturer Information

| | |
|--------------|--|
| Manufacturer | Shenzhen Fuyuanfeng Smart Electronic Technology Co., Ltd. |
| Address | 202 unit, blk 3, baoxing Garden, no.172, Baomin 2nd Rd, Chentian Community, Xixiang, Bao'an, Shenzhen, China |

2.3 Factory Information

| | |
|---------|-----|
| Factory | N/A |
| Address | N/A |

2.4 General Description for Equipment under Test (EUT)

| | |
|-----------------------|----------------|
| EUT Name | Walkie Talkie |
| Model Name Under Test | T38 |
| Antenna Type | Spring Antenna |
| Dimensions | 38mm * 7mm |

2.5 Ancillary Equipment

Note: Not applicable.

2.6 Technical Information

| | |
|------------------|--|
| Frequency Range | 462.5500MHz ~ 462.7250MHz, 467.5625MHz ~ 467.7125MHz |
| Test Frequencies | 462.56MHz, 462.58MHz, 462.61MHz, 462.63MHz, 462.66MHz, 462.68MHz, 462.71MHz, 467.56MHz, 467.58MHz, 467.61MHz, 467.67MHz, 467.66MHz, 467.68MHz, 467.71MHz, 462.55MHz, 462.57MHz, 462.60MHz, 462.62MHz, 462.65MHz, 462.67MHz, 462.70MHz, 462.72MHz |

3 SUMMARY OF TEST RESULTS

3.1 Test Standards

| No. | Identity | Document Title |
|-----|--------------|--|
| 1 | IEEE149-1979 | IEEE Standard Test Procedures for Antennas |

3.2 Test Verdict

| Report Section | Description | Remark |
|----------------|---------------------|--------|
| ANNEX A.1 | Gain and Efficiency | -- |
| ANNEX B | Radiation Pattern | -- |

3.3 Test Uncertainty

The uncertainty is calculated using the methods suggested in the "Guide to the Expression of Uncertainty in Measurement" (GUM) published by ISO.

| Item | Uncertainty |
|-----------|--------------------|
| VSWR(S11) | ± 0.2 |
| Gain | $\pm 0.5\text{dB}$ |

4 GENERAL TEST CONFIGURATIONS

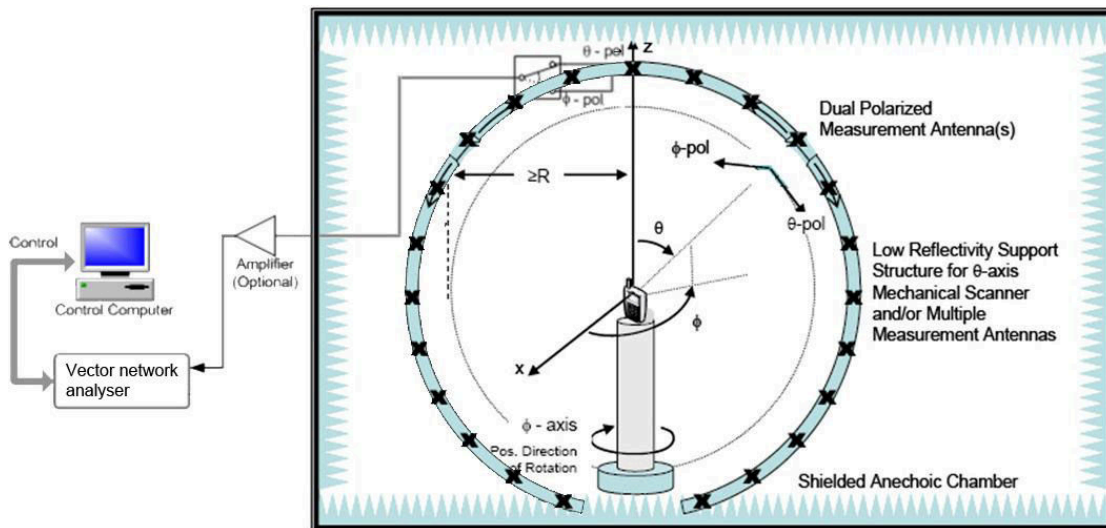
4.1 Test Condition

| Environment Parameter | Selected Values During Tests | | | |
|---|------------------------------|------------------|---------|-----------------------|
| | Ambient Pressure (KPa) | Temperature (°C) | Voltage | Relative Humidity (%) |
| Normal Temperature, Normal Voltage (NTNV) | 100 to 102 | 19 to 25 | N/A | 45 to 55 |

4.2 Test Equipment List

| Description | Manufacturer | Model | Serial No. | Cal. Date | Cal. Due |
|---|--------------|--------|--------------|------------|------------|
| Vector Network Analyzer | Agilent | E5071C | MY46103472 | 2019.02.28 | 2020.02.27 |
| SG24 Multi-probe Antenna Measurement System | SATIMO | SG24-L | 1101855-0001 | 2018.06.22 | 2020.06.21 |

4.3 Test Setup



ANNEX A TEST RESULTS

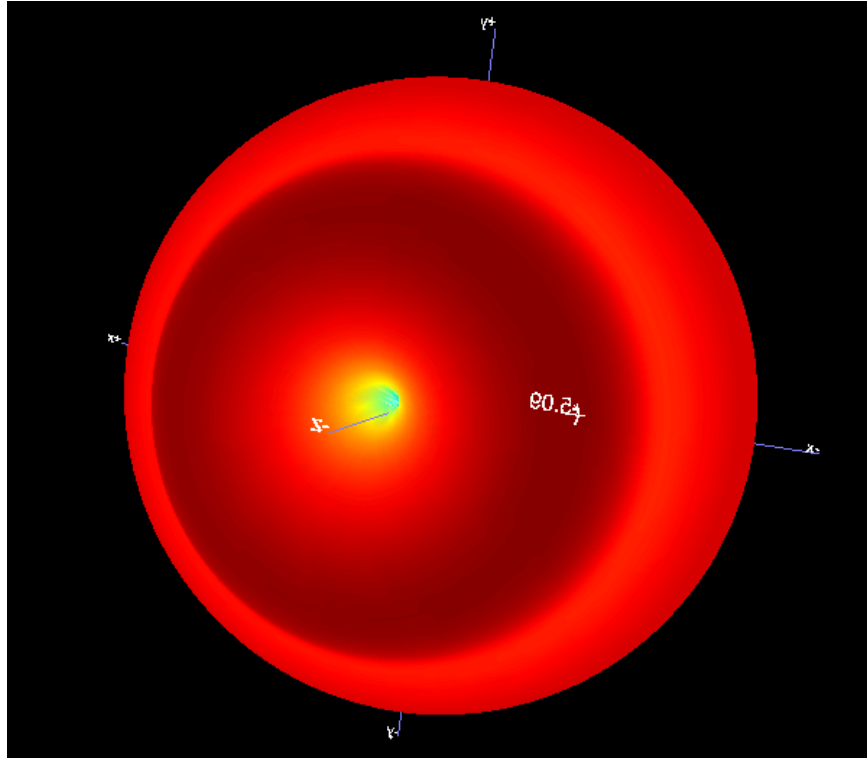
A.1 Gain and Efficiency

| Frequency | Gain (dBi) | Efficiency (%) |
|-----------|------------|----------------|
| 462.56MHz | -5.09 | 8% |
| 462.58MHz | -5.09 | 8% |
| 462.61MHz | -5.09 | 8% |
| 462.63MHz | -5.09 | 8% |
| 462.66MHz | -5.09 | 8% |
| 462.68MHz | -5.09 | 8% |
| 462.71MHz | -5.09 | 8% |
| 467.56MHz | -5.09 | 8% |
| 467.58MHz | -5.09 | 8% |
| 467.61MHz | -5.09 | 8% |
| 467.63MHz | -5.09 | 8% |
| 467.66MHz | -5.09 | 8% |
| 467.68MHz | -5.09 | 8% |
| 467.71MHz | -5.09 | 8% |
| 462.55MHz | -5.09 | 8% |
| 462.57MHz | -5.09 | 8% |
| 462.60MHz | -5.09 | 8% |
| 462.62MHz | -5.09 | 8% |
| 462.65MHz | -5.09 | 8% |
| 462.67MHz | -5.09 | 8% |
| 462.70MHz | -5.09 | 8% |
| 462.72MHz | -5.09 | 8% |
| | | |
| | | |
| | | |
| | | |

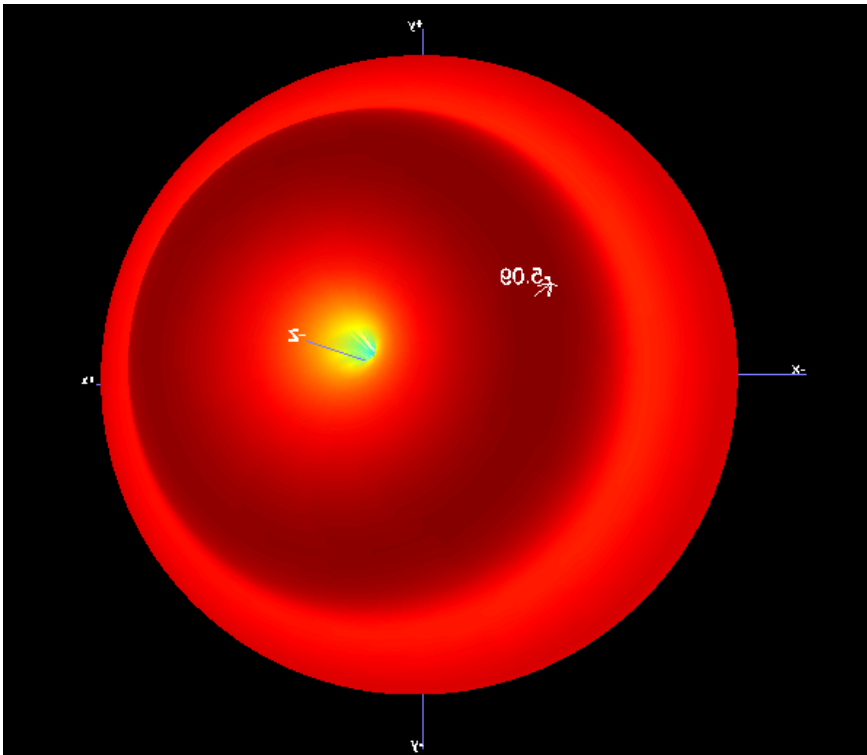
ANNEX B RADIATION PATTERN

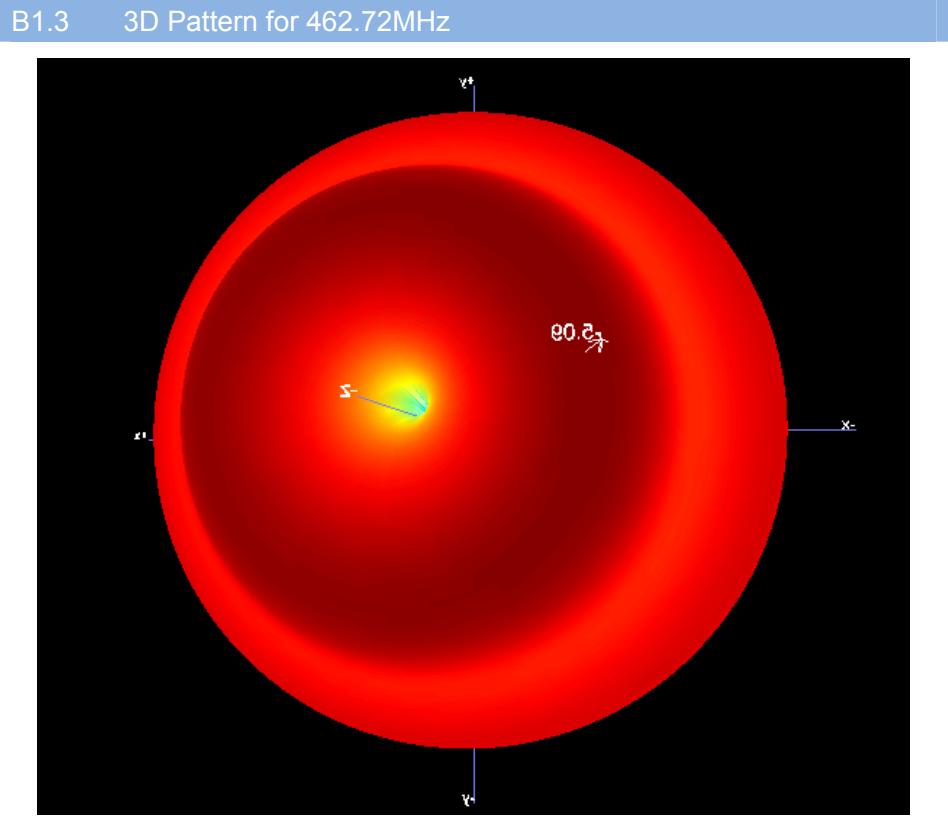
B.1 3D Pattern

B1.1 3D Pattern for 462.55MHz



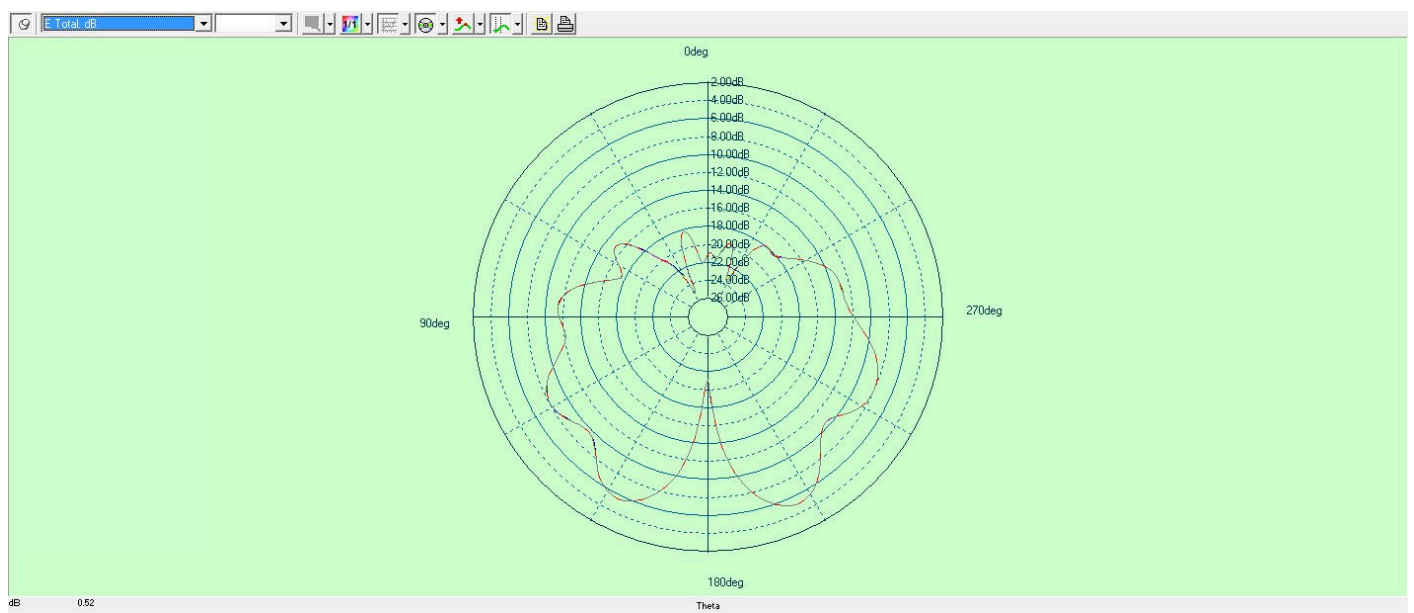
B1.2 3D Pattern for 467.56MHz



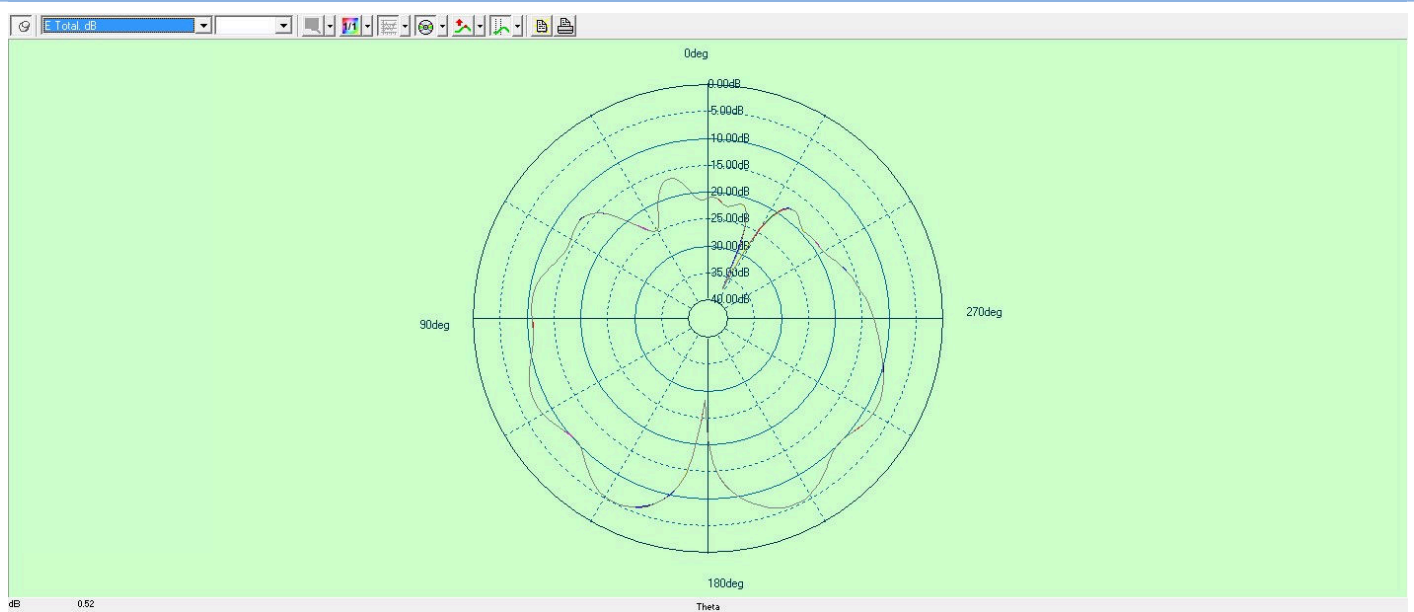


B.2 1D Radiation Pattern

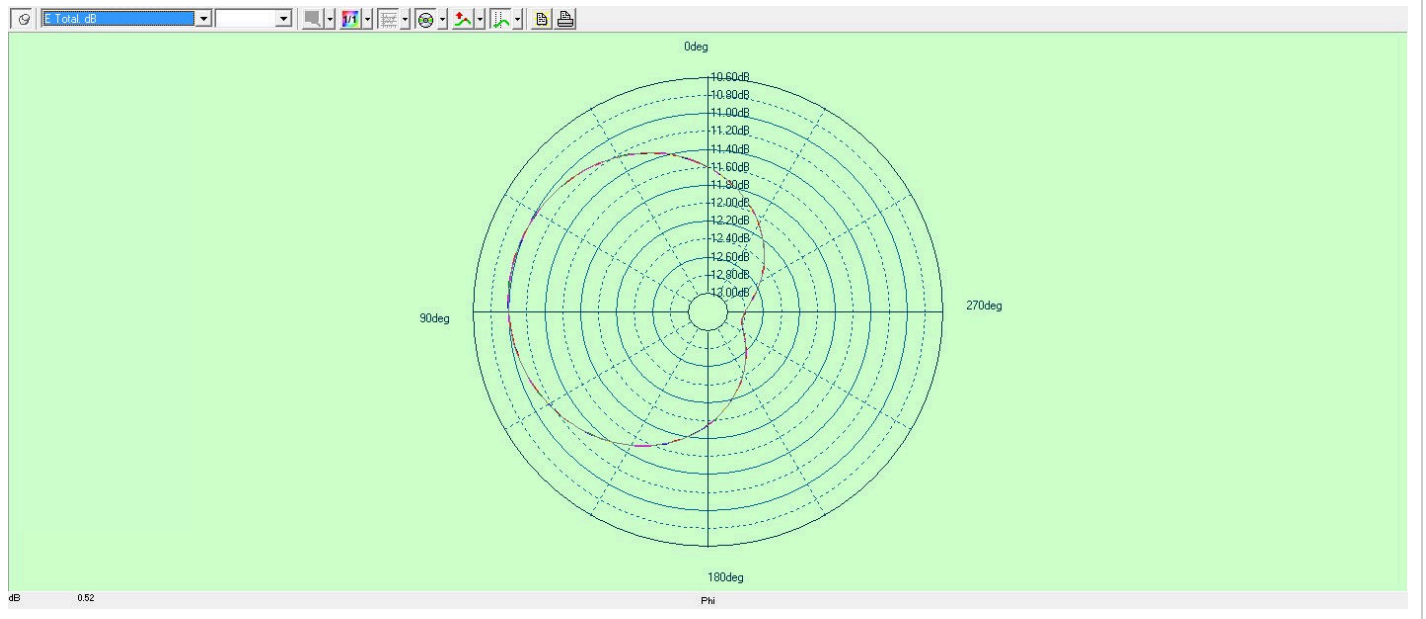
B.2.1 PHI=0





B.2.2 PHI=90




B2.3 THETA=90



ANNEX C TEST SETUP PHOTO



ANNEX D EUT PHOTO



--END OF REPORT--