

Cautopns:Please ensure the product is fully charged before usage.

SADES

## Wireless Trident Gamepad



## Instruction Manual

For use with PS4™

### ACCESSORY PRODUCT MANUAL

#### Important product safety and warranty information

**⚠ This symbol identifies safety and health messages in this product guide.**  
Read this guide for important safety and health information for the product that you have purchased.

**⚠ WARNING:** Failure to properly set up, use and care for this product can increase the risk of serious injury, death, property damage, or damage to the product or related accessories. Read this product guide for important safety and health information.

### ELECTRICAL SAFETY

**⚠ WARNING:** As with many other electrical devices, failure to take the following precautions can result in serious injury or death from electric shock, fire or damage to PlayStation 4 accessories and consoles.

Use only an approved charging cable.  
Do not allow a wireless device or charging cable to become wet.  
Unplug the charging cable during lightning storms or when unused for long periods.  
To prevent damage, avoid sitting or stepping on a wireless device, its cable, or the cable plug or connector.

**⚠ CAUTION:** Cables and Cords  
To reduce potential trip hazards or entanglement hazards, arrange any cables and cords so that people and pets are not likely to trip over or accidentally pull on them as they move around or walk through the area and do not allow children to play with cables and cords.

### BATTERY POWERED DEVICES

**⚠ WARNING: Battery Safety:**  
The following precautions apply to all products that use disposable or rechargeable batteries including lithium-ion. Improper battery use may result in serious injury, death, property damage, or damage to the product or related accessories as a result of battery fluid leakage, fire, overheating, or explosion. Released battery fluid is corrosive and may be toxic. It can cause skin and eye burns, and is harmful if swallowed. To reduce the risk of injury, keep batteries out of reach of children.

If a battery leaks, remove all batteries being careful to keep the leaked fluid from touching your skin or clothes. If fluid from the battery contacts skin or clothes, flush skin with water immediately. Before inserting new batteries, thoroughly clean the battery compartment with a dry cloth, or follow the battery manufacturer's recommendations for cleanup.

Do not crush, open, puncture, mutilate, heat above 35°C (95°F), apply direct heat to, or dispose of batteries in fire  
Do not mix new and old batteries or batteries of different types (for example, carbon-zinc and alkaline batteries).  
Do not allow metal objects to touch the battery terminals on the device; they can become hot and cause burns.  
Do not carry or place batteries together with necklaces, hairpins or other metal objects.  
Do not leave a battery-operated device in direct sunlight for an extended period, such as on the dash of car during the summer.  
Do not immerse batteries in water or allow them to become wet.  
Do not connect batteries directly to wall outlets or car cigarette-lighter sockets.  
Do not attempt to connect the battery terminals unless using a PlayStation approved host device.  
Do not strike, throw, step on, or subject batteries to severe physical shock.  
Do not pierce battery casings in any manner.  
Do not attempt to disassemble or modify batteries in any way.  
Do not recharge batteries near a fire or in extremely hot conditions.

### USE AND CARE OF YOUR PLAYSTATION & ACCESSORY

**⚠ WARNING: Do not Attempt Repairs**  
Do not attempt to take apart, open, service, or modify PlayStation 4 accessories. Doing so could present the risk of electric shock, damage, fire, or other hazard. Any evidence of any attempt to open and/or modify this device, including any peeling, puncturing, or removal of any of the labels, will void the limited Warranty.

#### Usage and Cleaning

**⚠ WARNING: Do Not Allow PlayStation 4 Accessories to Become Wet**

To reduce the risk of fire or shock, do not expose the device(s) to rain or other types of moisture.

Use in accordance with these instructions:

- Do not use accessories near any heat sources.
- Do not attempt to clean connectors.
- Clean only with a dry cloth.

### PLAY HEALTHY

**⚠ WARNING: Important Health Warnings about Playing Video Games**

#### Photosensitive Seizures

A very small percentage of people may experience a seizure when exposed to certain visual images, including flashing lights or patterns that may appear in video games. Even people who have no history of seizure or epilepsy may have an undiagnosed condition that can cause these photosensitive epileptic seizures while watching video games.

These seizures may have a variety of symptoms, including lightheadedness, altered vision, eye, or face twitching, jerking or shaking of arms or legs, disorientation, confusion, or momentary loss of awareness. Seizures may also cause loss of consciousness or convulsions that can lead to injury from falling down or striking nearby objects.

Immediately stop playing and consult a doctor if you experience any of these symptoms. Parents should watch for or ask their children about the above symptoms—children and teenagers are more likely than adults to experience these seizures. The risk of photosensitive epileptic seizures may be reduced by taking the following precautions:

- Sit or stand farther from the TV screen.
- Use a smaller TV screen.
- Play in a well-lit room.
- Do not play when you are drowsy or fatigued.
- If you or any of your relatives have a history of seizures or epilepsy, consult a doctor before playing.

#### Musculoskeletal Disorders

Use of game controllers, keyboards, mice, or other electronic input devices may be linked to serious injuries or disorders.

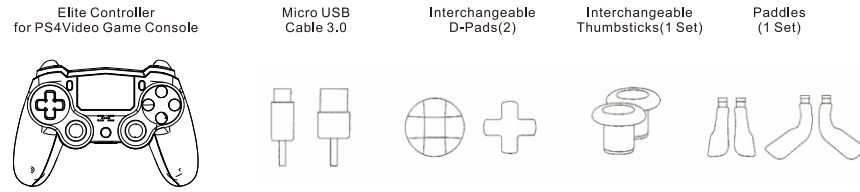
When play video games, as with many activities, you may experience occasional discomfort in your hands, arms, shoulders, neck, or other parts of your body. However, if you experience symptoms such as persistent or recurring discomfort, pain, throbbing, aching, tingling, numbness, burning sensation, or stiffness. DO NOT IGNORE THESE WARNING SIGNS. PROMPTLY SEE A QUALIFIED HEALTH PROFESSIONAL, even if symptoms occur when you are not playing a video game. Symptoms such as these can be associated with painful and sometimes permanently disabling injuries or disorders of the nerves, muscles, tendons, blood vessels, and other parts of the body. These musculoskeletal disorder (MSDs) include carpal tunnel syndrome, tendonitis, tenosynovitis, vibration syndromes, and other conditions.

### ENGLISH

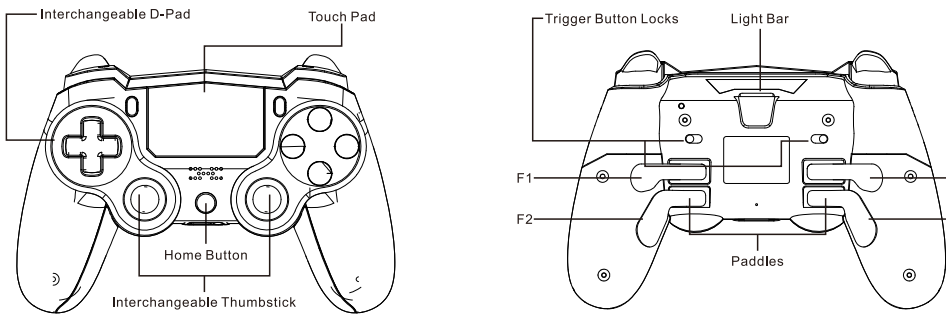
### QUICK SETUP GUIDE

#### 1.COMTENTS

Before using this product, read all accompanying safety, health and other information.



#### 2.FEATURES



#### 3.INITAL SETUP

To start using your controller, first plug USB cable to the console, then press the HOME button and the light bar on the controller will glow. The console will automatically recognize and pair the controller to your user profile. To connect a second controller, create another user profile or use an existing one if you have it already. You may not use two controllers under one user profile.

1

While researchers are not yet able to answer many questions about MSDs, there is general agreement that many factors may be linked to their occurrence, including medical and physical conditions, stress and how one copes with it, overall health, and how a person positions and uses their body during work and other activities (including playing video games). Some studies suggest the amount of time a person performs an activity may be a factor.

These are some guidelines that may help you work and play more comfortably and possibly reduce risk of experiencing any MSD:

- Positioning yourself to use comfortable, not awkward, postures.
- Keeping your hands, fingers, and other body parts relaxed.
- Taking breaks.
- Developing a healthy lifestyle.

If you have questions about how your own lifestyle, activities or medical or physical condition may be related to MSDs, see a qualified health professional.

**⚠ WARNING: Choking Hazard**  
This device may contain small parts that may be a choking hazard to children under 3. Keep small parts away from children.

#### Make sure children play safely

Make sure children using any PlayStation 4 accessory together with the PlayStation 4 console play safely and within their limits, and make sure that they understand proper use of the system.

Use of the accessories or objects may result in injury to yourself or others and/or in damage to the console and/or accessories. Using unauthorized accessories may void your Limited Warranty.

**⚠ WARNING: Hearing Safety**  
Extended exposure to high sound volumes when using a headset may result in temporary or permanent hearing loss. To reduce the risk of hearing loss, set the volume loud enough to hear clearly in quiet surroundings and no louder.

- Do not increase the volume after you start listening. Your ears can adapt over time so that high volume sounds normal, but the high volume may still damage your hearing.
- Do not increase the volume to block out outside noise. The combination of outside noise and sound from your headphones can damage your hearing. Sealed or noise-canceling headphones can reduce outside noise so that you don't have to turn up the volume.
- If you can't understand someone nearby speaking normally, turn down the volume. Sound that drowns out normal speech can damage your hearing. Even with sealed or noise canceling headphones, you should be able to hear nearby people speak.

#### Minimize your time listening to loud sound

- The more time that you spend exposed to high sound volumes, the more likely you are to damage your hearing. The louder the sound, the less time that is required to damage hearing.
- At maximum volume, listening to music on the device with headphones can permanently damage your hearing in 15 minutes. Even lower volumes can damage hearing if you are exposed to it for many hours.
- All of the sound that you are exposed to during a day adds up. If you are exposed to other loud sounds, it takes less time listening at high volumes to cause hearing damage.
- To safely use the device without a time limit, keep the volume low enough that you can carry on a conversation with people nearby.

**⚠ CAUTION: Personal Medical Devices**  
Radio-frequency emissions from electronic equipment can negatively affect the operation of other electronic equipment, causing them to malfunction. Although the device is designed, tested, and manufactured to comply with regulations governing radio frequency emission in countries such as the United States, Canada, the European Union, and Japan, the wireless transmitters and electrical circuits in

the device may cause interference in other electronic equipment. Always take the following precautions:

#### Persons with pacemakers

- The Health Industry Manufacturers Association recommends that a minimum separation of 15cm (6 inches) be maintained between a wireless device and a pacemaker to avoid potential interference with the pacemaker.
- Wireless devices should not be carried in a breast pocket.
- If you have any reason to suspect that interference is occurring, turn the device off immediately.

#### Other medical devices

If you use any other personal medical device, contact the medical device manufacturer or your physician to determine whether it is appropriate for you to use other electronic devices near your medical device.

### MANUFACTURER'S WARRANTY

SADES warrants that your Elite Controller for PS4 Video Game Console will not malfunction under normal use conditions for 30 days from the date you purchased it from an authorized retailer. The warranty excludes normal wear and tear, and damage caused by accident or abuse. Other exclusions and limitations apply, including merchantability. To obtain service, please e-mail our support Team at:

Any dispute not resolved by informal negotiation or in small claims court will be resolved only by individual binding arbitration under the Federal Arbitration Act before a neutral arbitrator whose decision will be final and not subject to appeal or review in a class action lawsuit or a class, representative, or private attorney general proceeding of any kind. The American Arbitration Association will conduct the arbitration under its Commercial Arbitration Rules. The Limited Warranty's arbitration clause contains the rest of the terms, instructions, and forms for notifying SADES of a dispute or commencing arbitration.

### REGULATORY INFORMATION

- Not intended for use in machinery, medical, or industrial applications.
- Any changes or modifications not expressly approved by SADES could void the user's authority to operate this device.
- No serviceable parts included.
- This device is rated as a commercial product for operation at +5 °C (+41 °F) to +35 °C (+95 °F).

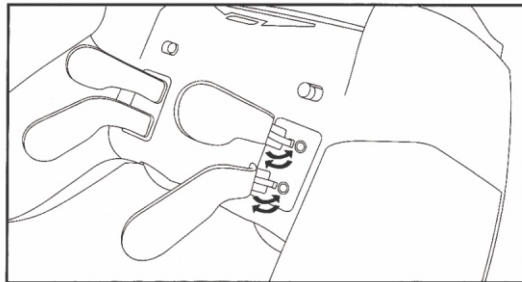
This Class B digital apparatus complies with, as applicable, Part 15 of the FCC Rules. Operation is subject to the following two conditions: (1) this device may not cause interference, and (2) this device must accept any interference received, including interference that may cause undesired operation.

To comply with RF exposure requirements, the following operating configurations must be satisfied: the antenna has been installed by the manufacturer and no changes can be made. The wireless devices must not be co-located or operating in conjunction with any other antenna or transmitter. Except for headset and handheld devices, wireless devices must be at least 20cm between the antenna of the wireless device and all persons.

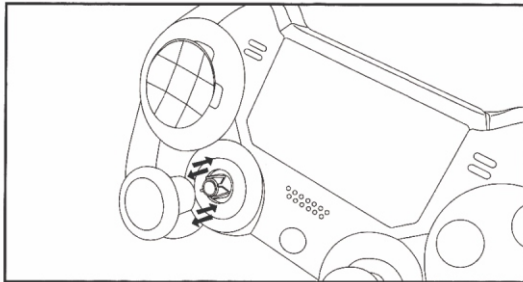
#### Radio and TV Interference Regulations

The SADES hardware device can radiate radio frequency (RF) energy. If not installed and used in strict accordance with the instructions given in the printed documentation and/or onscreen help files, the device may cause harmful interference with other radio-communication devices (for example AM/FM radios, televisions, baby monitors, cordless phones, etc.). However, there is no guarantee that RF interference will not occur in a particular installation.

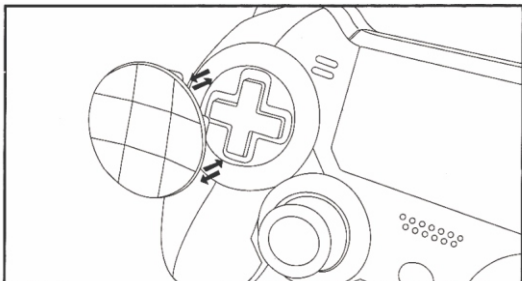
### 4.INTERCHANGEABLE COMPONENTS



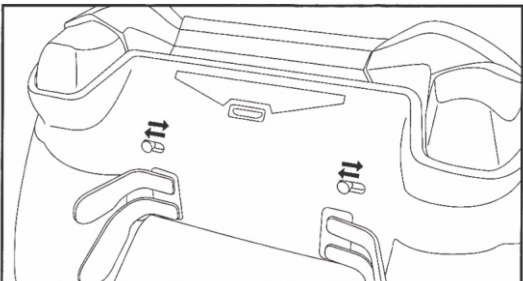
Rotate paddles 90° and pull straight out to remove.  
Replace any paddle in any slot by placing straight in and rotating 90°.



Pull thumbsticks straight out to remove.  
Insert thumbsticks straight in to replace.



Pull D-Pad straight out to remove.  
Insert D-Pad straight in to replace.



When hair trigger locks are off, triggers have full movement.  
When hair trigger locks are on, triggers have reduced movement.

### 5.REMAP & MACRO KEY FUNCTION

Fn key = F1, F2, F3, F4 key

You can set the Remap/Macro buttons: Up, Down, Left, Right, , , , X, L1, R1, L2, R2, L3, R3

#### 1.Setting Remap Method:

- 1.1. Press and hold Fn key + Share key to enter the setting Remap status, Function LED lights up
- 1.2. Release Fn key + Share key
- 1.3. Press the button to Remap, Remote will record all the buttons that can be set during the setting. When the button is pressed, the Function LED flashes
- 1.4. Press Fn key to save the record, Function LED is off

#### 2.Set the Marco mode:

- 2.1. Press and hold Fn key + Option key to enter the setting Marco state, Function LED lights up
- 2.2. Release Fn key + Option key
- 2.3. Press the button for Macro, Remote will record all the keys and order that can be set during the setting. The Function LED flashes when the button is pressed.
- 2.4. Press Fn key to save the record, Function LED is off.

### 6.CHARGING

The controller has a lithium-ion battery, to charge, connect the controller to your Ps4 system or an AC adapter with the included Micro USB cable.

2

To determine whether your hardware device is causing interference to other radio-communications devices, disconnect the device from your computer or remove the device's batteries (for a battery operated device). If the interference stops, it was probably caused by the device. If the interference continues after you disconnect the hardware device or remove the batteries, turn the computer off and then on again. If the interference stopped when the computer was off, check whether one of the input/output (I/O) devices or one of the computer's internal accessory boards is causing the problem. Disconnect the I/O devices one at a time and see whether the interference stops. If this hardware device does cause interference, try the following measures to correct it:


- Relocate the antenna of the other radio-communications device (for example AM/FM radios, televisions, baby monitors, cordless phones, etc.) until the interference stops.
- Move the hardware device farther away from the radio or TV, or move it to one side or the other of the radio or TV.
- Plug the computer into a different power outlet so that the hardware device and radio or TV are on different circuits controlled by different circuit breakers or fuses.

If necessary, ask an experienced radio-TV technician for some suggestions. For more information about interference issues, go to the FCC website at: [fcc.gov/cgib/commuserfacts/interference.html](http://fcc.gov/cgib/commuserfacts/interference.html) You can also call the FCC at 1-888-CALL FCC to request interference and Telephone Interference fact sheets.

#### ⚠ WARNING: Wireless Devices Aboard Aircraft

Before boarding any aircraft or packing a wireless device in luggage that will be checked, remove the batteries from the wireless device or turn the wireless device off (if it has an on/off switch). Wireless devices can transmit radio frequency (RF) energy, much like a cellular telephone, when batteries are installed and the wireless device is turned on (if it has an on/off switch).

#### Disposal of waste batteries and electrical and electronic equipment

 This symbol on the product or its packaging means that this product and any batteries it contains must not be disposed of with your household waste. Instead, it is your responsibility to hand this over to an applicable collection point of the recycling of batteries and electrical and electronic equipment. This separate collection and recycling will help to conserve natural resources and prevent potential negative consequences for human resources and prevent potential negative consequences for human health and the environment due to the possible presence of hazardous substances in batteries and electrical and electronic equipment, which could be caused by inappropriate disposal. For more information about where you should drop off your batteries and electrical and electronic waste, please contact your local city/ municipality office, your household waste disposal service, or the shop where you purchased this product.

#### Customer Support

For answers to common questions, troubleshooting steps and our Customer Support team, e-mail us at: [after\\_sales@saDES.cn](mailto:after_sales@saDES.cn)

#### FCC Warning

This device complies with Part 15 of the FCC Rules. Operation is subject to the following two conditions:  
(1) This device may not cause harmful interference, and (2) this device must accept any interference received, including interference that may cause undesired operation.

NOTE 1: This equipment has been tested and found to comply with the limits for a Class B digital device, pursuant to part 15 of the FCC Rules. These limits are designed to provide reasonable protection against harmful interference in a residential installation. This equipment generates, uses and can radiate radio frequency energy and, if not installed and used in accordance with the instructions,

3

4

5