

GLOW & PLAY WIRELESS SPEAKER

USER'S MANUAL | SP077

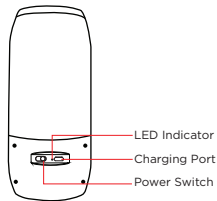
Specifications

Bluetooth Version: 5.0
 Bluetooth Range: Up to 33 feet (10 meters)
 Charging Input: DC5V, 1A
 Play Time: Approximately 1-2 hours**
 Charging Time: Approximately 1-2 hours

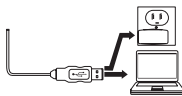
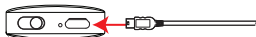
**Applicable at 50% of maximum volume. Results will be lower when volume is higher.

The Bluetooth® word mark and logos are registered trademarks owned by the Bluetooth SIG, Inc. and any use of such marks by Sakar International is under license. Other trademarks and trade names are those of their respective owners.

A Quick Look



Charging



● (red) = Charging
 ○ (off) = Charging Complete


1. The included USB charging cable has a Micro USB plug and a standard USB plug.

2. Insert the Micro USB plug into the charging port on the speaker.

3. Insert the standard USB plug into the USB port of a computer or suitable USB charging adapter.

4. The LED Indicator will turn red while charging and turn off when charging is complete.

Bluetooth Pairing



1. Slide the power switch to turn the speaker ON.



2. Go to the Bluetooth settings on your phone. Turn Bluetooth on and connect to "Light Up Speaker".



3. When connection is successful, the speaker will chime.

Important Safety Precautions

1. READ ALL INSTRUCTIONS BEFORE USING YOUR SPEAKER.
2. Do not use your speaker near water. Do not place the speaker on any wet surfaces.
3. Do not allow children to play with your speaker without proper adult supervision.
4. Do not expose your speaker to excessive heat, flames, or fire.
5. Always press all buttons carefully. Do not pull on the charging cable when connected to the speaker.
6. Do not use in extremely dry environments, as this can lead to static discharge during usage.
7. Do not expose the speaker to temperatures above 104°F/ 40°C. Keep out of direct sunlight.
8. Do not attempt to repair the speaker yourself. Contact a qualified service center if your speaker is in need of service.
9. Do not drop, crush, throw, or expose the speaker to excessive physical trauma.
10. Your speaker is not intended for commercial use.
11. Do not place near objects that generate a strong magnetic field.
12. Unplug your speaker when not in use for long periods of time.
13. Do not charge the speaker during lightning storms.
14. Before using your speaker, inspect any ports to make sure that they are clear of dust and debris before charging.
15. Use a soft cloth to clean the exterior of your speaker.
16. Do not put your speaker under running water. Do not allow water to enter the ports of your speaker.
17. Never use any harsh chemicals or detergents to clean. Make sure the speaker are dry before connecting the charging cable.
18. Please recycle or dispose of the speaker properly based on the laws and rules of your municipality. Contact local recycling facilities and/or the manufacturer of the speaker for further information.

Vivitar One Year Warranty

This warranty covers the original consumer purchaser only and is not transferable.

This warranty covers products that fail to function properly UNDER NORMAL USAGE, due to defects in material or workmanship. Your product will be repaired or replaced at no charge for parts or labor for a period of one year.

What is Not Covered by Warranty

Damages or malfunctions not resulting from defects in material or workmanship and damages or malfunctions from other than normal use, including but limited to, repair by unauthorized parties, tampering, modification or accident.

To Obtain Warranty Service and Troubleshooting Information:

Call 1-800-592-9541 in the U.S. or visit our website at www.vivitar.com.

To receive Warranty service along with the name and address of an authorized product service center, the original consumer purchaser must contact us for problem determination and service procedures. Proof of purchase in the form of a bill of sale or receipted invoice, evidencing that the product is within the applicable Warranty period(s), MUST be presented in order to obtain the requested service. It is your responsibility to properly package and send any defective products along with a dated copy of proof of purchase, a written explanation of the problem, and a valid return address to the authorized service center at your expense. Do not include any other items or accessories with the defective product. Any products received by the authorized service center that are not covered by warranty will be returned unrepaired.

FCC Statement

FCC STATEMENT :

This device complies with Part 15 of the FCC Rules. Operation is subject to the following two conditions:

- (1) This device may not cause harmful interference, and
- (2) This device must accept any interference received, including interference that may cause undesired operation.

Warning: Changes or modifications not expressly approved by the party responsible for compliance could void the user's authority to operate the equipment.

NOTE: This equipment has been tested and found to comply with the limits for a Class B digital device, pursuant to Part 15 of the FCC Rules. These limits are designed to provide reasonable protection against harmful interference in a residential installation. This equipment generates uses and can radiate radio frequency energy and, if not installed and used in accordance with the instructions, may cause harmful interference to radio communications. However, there is no guarantee that interference will not occur in a particular installation. If this equipment does cause harmful interference to radio or television reception, which can be determined by turning the equipment off and on, the user is encouraged to try to correct the interference by one or more of the following measures:

Reorient or relocate the receiving antenna.

Increase the separation between the equipment and receiver.

Connect the equipment into an outlet on a circuit different from that to which the receiver is connected.

Consult the dealer or an experienced radio/TV technician for help.

FCC Radiation Exposure Statement:

This equipment complies with FCC radiation exposure limits set forth for an uncontrolled environment. This equipment should be installed and operated with minimum distance 20cm between the radiator & your body.