

FRONT

BACK



ijoy LIGHT UP LANTERN SPEAKER
AURORA
TRUE WIRELESS COMPATIBLE



USER MANUAL

for use with
 Bluetooth enabled devices

ijoy

FCC ID: 2AJMD5P-069

© Quest USA Corp.
Gojoy & ijoy are registered trademarks of Quest USA Corp.
All other trademarks and trade names are property of their respective owners.

Designed by gojoy & ijoy in New York. Made in China. All rights reserved. QUEST USA, CORP. Brooklyn, NY. Limited Lifetime warranty. To activate your product warranty go to our website www.gojoy.com & register this product.

•DEVICE FUNCTIONS

- 1 Light Mode Switch
Long press: TWS connection
- 2 Short press: Previous song
Long press: Volume decrease
- 3 Short Press: Pause / Play / Hand free Calling
- 4 Short press: Next song
Long press: Volume Increase
- 5 ON/OFF Switch
Model's Switch: Wireless / FM
- 6 Charging port
- 7 LED Indicator
- 8 Micro SD (TF) Card Slot
- 9 AUX Input
- 10 USB Flash Drive Slot



•YOUR IJOY PRODUCT

Thank you for purchasing and using the "IJOY AURORA LANTERN SPEAKER". This product can provide high quality listening and enjoyment for mobile phone, computer and multimedia. Before using this product, carefully read this manual to correctly manipulate and play its best performance. Please ask your local dealer or call us if you have any questions.

PACKAGE CONTENTS
IJOY AURORA LANTERN SPEAKER X 1
AUX Cable X 1
Charging Cable X 1
User Manual X 1

•PAIRING YOUR PRODUCT

1. Place device within 30 ft of bluetooth enabled device.
2. Hold the  button to turn on the speaker. You will hear "beep" sound. The speaker body will light and indicate that it is ready to pair.
3. Follow the instructions of your device to search for the device.
4. The bluetooth pairing name is "IJOY AURORA".
5. Press the LED Mode button  it will have 10 kinds different "LED flashing way".
6. Turn on both speakers, Long press LED mode button, you will hear "beep" sound, both speakers are now in TWS mode, then open your mobile phone bluetooth mode, choose "IJOY AURORA" to match it is TWS mode.

•BATTERY CAUTION


The battery used in this device may present a risk of fire, explosion or chemical burn if used incorrectly. Never use or charge the battery if it appears to be leaking, discolored, deformed, or in any way abnormal. Never disassemble the unit or attempt to remove the battery as that could cause leakage of alkaline solution or other electrolytic substance. Always confirm that the temperature is 5 degrees Celsius before you change the battery. Never expose the battery to any liquid. Never expose the battery to excessive heat such as direct sunlight or fire. Never use the battery pack in an unventilated vehicle where excessive internal temperatures may be encountered. Always keep the battery out of reach of infants and small children.

•BATTERY DISPOSAL

Please do not attempt to change the battery yourself. If the battery has died and you do not want us to replace your battery, you should follow the disposal instructions listed here. Never dispose of used batteries/electronics with ordinary solid wastes. Always dispose of used batteries/electronics in accordance with the prevailing community regulations that apply to the disposal of batteries/electronics. If there are no local regulations concerning battery/electronics disposal, please dispose of the device in a waste bin for electronic devices. Many electronics retailers now recycle batteries and other electronic components at no charge.







•OTHER IMPORTANT SAFETY INFORMATION






To avoid danger of suffocation, keep plastic bag away from babies and children. Do not use this bag in cribs, beds, carriages or playpens. This bag is not a toy. Disposal of old electrical & electronic equipment (Applicable in the European Union and other European Countries with separate collection systems). The trash can symbol (seen on bottom right) on the product or on its packaging indicates that this product shall not be treated as household waste. Instead it shall be handed over to the applicable collection point for recycling of electronic equipment. By ensuring this product is disposed of correctly, you will help prevent potential negative consequences for the environment and human health, which could otherwise be caused by inappropriate waste handling. For more detailed information about this product, please contact your local household waste disposal service or the shop where you purchased this item.



•INSTRUCTIONS

Please ensure that your device (Mobile Phone, Tablet or other device) is paired with the Wireless Speaker to stream music wirelessly. Once it is paired, play music from your device.

Music Mode	Function	Operation buttons
Playing music	Increase Volume	Long press  key
Playing music	Decrease Volume	Long press  key
Playing music	Play	Short press  key
Playing music	Pause	Short press  key
Playing music	Previous song	Short press  key
Playing music	Next song	Short press  key

Handfree Mode	Function	Operation buttons
Incoming Call	Answer incoming call	Short press  key
Incoming Call	Reject incoming call	Long press  key
Incoming Call	End the Call	Short press  key
On the line	Increase Volume	Long press  key
On the line	Decrease Volume	Long press  key

•LIMITED LIFETIME WARRANTY

Our product is warranted for a limited lifetime warranty from the date of purchase. The warranty is provided on all material defects and workmanship. Guarantee of 24 months does not apply to decrease in the accumulator's effective capacity caused by its use or age. Effective capacity gradually decreases depending on the method of use of the accumulator. **WE RESERVE THE RIGHT TO CHANGE TECHNICAL SPECIFICATIONS.** For more information please visit: www.gojoy.com
Tip: Must choose the formal manufacturer certified charger, output voltage of 5v. If the product is not in use for a long time, please charge it.

SPECIFICATIONS

Wireless Version / Wireless Distance	5.0+ / EDR / up to 10 Meters
Output Power / Heat Type	1 x 8 Watts / 8.0 / 87mm
FM Frequency Range	87.5-108MHz
Unit Size	180*100*100mm
Power Input	DC 5V / 1.0 A
Charging Time	2-3 Hours
Play time	10 to 24 hours
Built-in Rechargeable Battery	3.7V / 1200mAh
Micro SD (TF) Card/USB Drive	Support up to 32GB
Multiple Functions	Wireless Play / FM Radio / USB Drive / Handfree Call / TF card / AUX Input / TWS Connection / LED Control Light

NOTE: This equipment has been tested and found to comply with the limits for a Class B digital device, pursuant to part 15 of the FCC Rules. These limits are designed to provide reasonable protection against harmful interference in a residential installation. This equipment generates uses and can radiate radio frequency energy and, if not installed and used in accordance with the instructions, may cause harmful interference to radio communications. However, there is no guarantee that interference will not occur in a particular installation. If this equipment does cause harmful interference to radio or television reception, which can be determined by turning the equipment off and on, the user is encouraged to try to correct the interference by one or more of the following measures:

- Reorient or relocate the receiving antenna.
- Increase the separation between the equipment and receiver.
- Connect the equipment into an outlet on a circuit different from that to which the receiver is connected.
- Consult the dealer or an experienced radio/TV technician for help.

Changes or modifications not expressly approved by the party responsible for compliance could void the user's authority to operate the equipment.

This device complies with Part 15 of the FCC Rules. Operation is subject to the following two conditions:

- (1) this device may not cause harmful interference, and
- (2) this device must accept any interference received, including interference that may cause undesired operation.

**ATTENTION VENDOR: PLEASE FOLD ON GREEN LINES AND PRINT DOUBLE SIDED
DO NOT PRINT GREEN LINES WITH MANUAL**