


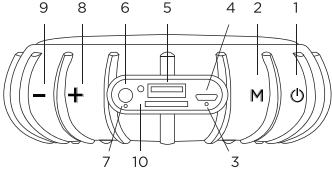







FRONT

<p>FCC Disclaimer:</p> <p>This device Complies with Part 15 of the FCC Rules. Operation is subject to the following two conditions:</p> <ol style="list-style-type: none"> - This device may not cause harmful interference, and - This device must accept any interference received, including Interference that may cause undesired operation. The manufacturer is not responsible for any radio or TV interference caused by unauthorized modifications to this equipment. Such modifications could void the user authority to operate the equipment. <p>This equipment has been tested and found to comply with the limits for a Class B digital device, pursuant to Part 15 of the FCC Rules. These limits are designed to provide reasonable protection against harmful interference in a residential installation. This equipment generates, uses, and can radiate radio frequency energy and, if not installed and used in accordance with the instructions, may cause harmful interference to radio communications. However, there is no guarantee that interference will not occur in a particular installation. If this equipment does cause harmful interference to radio or television reception, which can be determined by turning the equipment off</p>	<p>and on, the user is encouraged to try to correct the interference by one or more of the following measures:</p> <ul style="list-style-type: none"> - Reorient or relocate the receiving antenna. - Increase the separation between the equipment and receiver. - Connect the equipment into an outlet on a circuit different from that to which the receiver is connected. - Consult the dealer or an experienced radio/TV technician for help or assistance. <p>This device complies with Part 15 of the FCC Rules and Industry Canada license-exempt RS5 standard(s). Operation is subject to the following two conditions:</p> <ol style="list-style-type: none"> - This device may not cause harmful interference, and - This device must accept any interference received, including interference that may cause undesired operation. The manufacturer is not responsible for any radio or TV interference caused by unauthorized modifications to this equipment. Such modifications could void the user's authority to operate the equipment. Under Industry Canada regulations, this radio transmitter may only operate using an antenna of a type and maximum (or lesser) gain approved for 	<p>the transmitter by Industry Canada. To reduce potential radio interference to other users, the antenna type and its gain should be so chosen that the equivalent isotropically radiated power (e.i.r.p.) is not more than that necessary for successful communication.</p> <p>Electronic and electrical devices disposal</p> <p>This symbol indicates that electrical and electronic device is to be collected separately.</p>  <ul style="list-style-type: none"> • This product is designated for separate collection at an appropriate collection point. Do not dispose of as household waste. • If the device use batteries, they must be removed from the device and disposed in a appropriate collection center. • If the batteries cannot be removed, do not attempt to do it yourself since it must be done by a qualified professional. • Separate collection and recycling helps conserve natural resources and prevent negative consequence for human health and the environment that might result from incorrect disposal. 	<ul style="list-style-type: none"> • For more information, contact the retailer or the local authorities in charge of waste management. <p>SPECIFICATIONS</p> <hr/> <p>Model No: SP3571</p> <hr/> <p>Working Distance: Approx. 33 ft</p> <hr/> <p>Playback Time: Approx. 4 Hours</p> <hr/> <p>Charge Time: 2 Hours</p> <hr/> <p>Speaker Output Power: 5 W</p> <hr/> <p>Speaker Impedance: 4 Ω</p> <hr/> <p>Battery: 1200 mAh Lithium (rechargeable)</p>	<p>M V M T®</p>  <h1>Ø PHI</h1> <p>Bluetooth Speaker</p>  <p>WATER RESISTANT WEATHERPROOF WIRELESS SPEAKER 5W Dynamic Sound</p> <p>IMPORTANT: PLEASE READ BEFORE USING THIS PRODUCT</p>
--	---	---	--	--

BACK

<p>FUNCTION PANELS</p>  <ol style="list-style-type: none"> 1. Power switch. Long press to turn on / off short press to change mode: BT Mode when calling, press one time for answer the phone press again for reject the calling ; Music mode click twice to call the latest call. 2. Mode key. Short press to change mode 3. LED indicator: Blue: working indicator / Red:charging mode 4. MICRO SP port 5. USB card port, support MAX 32G flash,Compatible with WAV/FLAC/MP3 files 6. AUX mode, support external audio source input with standard DC3.5MM, compatible for mobiles/MP3/ Computers/tablet PC etc; Standard DC3.5 jack product, (when put in line cable,turn on will the opportunity to go directly to the LINE mode. When you want to switch to another mode, please pull out the LINE line 7. MIC Jack 8. Short press to volume up, long press to change into next song 9. Short press to volume down, long press to change into last song 10. TF card port, support MAX 32G flash,Compatible with WAV/FLAC/MP3 in high fidelity music files. When there is a warning sound when playing, it is power low, please charge the speaker 	<p>Bluetooth® CONNECTION </p> <ol style="list-style-type: none"> 1. Once the unit turn on, Press and hold the on/off button. Blue indicator light will flash rapidly to detect nearby Bluetooth enabled devices. 2. From your device's Bluetooth menu, select the speaker. MV_SP3571 3. Once unit is successfully paired and connected, Tone will sound from the speaker. 4. Remember to turn the speaker off after each use. <p>Box Includes: PHI Bluetooth® Speaker & Micro USB Charging Cable and User manual</p>	<p>CHARGING </p> <ol style="list-style-type: none"> 1. Using a Micro-USB cable (included), insert the jack into the port on the covered compartment of unit and then plug the USB connector into USB port on the power source. * Be sure to use a 5V/1.5 mA charging source. Charging with the source of more voltage will damage the product. 2. Charge the device until the red LED indicator turns off. 3. Always disconnect the cable when charging is finished. <p>Note: It will take approximately 2 hours to achieve a full charge.</p>	<p>TROUBLE SHOOTING </p> <p>No power</p> <ul style="list-style-type: none"> • Recharge your speaker using the micro-USB cable. If the problem persists, try using another micro-USB cable. <p>No response from the unit</p> <ul style="list-style-type: none"> • Ensure your Bluetooth device supports an A2DP, AVRCP, or HFP profile. • Check if both devices are paired and connected to each other. • Restart the device and try to reconnect. <p>If this unit is exposed to too much water and stops playing, shake the water out and leave it for a few seconds.</p>	<p> Bluetooth</p> <p>M V M T®</p> <p>©2022 Argento SC. All rights reserved. Distributed by Argento SC, New York, NY 10018 www.argentosc.com support@argentosc.com</p> <p>MVMT and MVMT logo are registered trademarks of Argento SC, Inc. The Bluetooth® word mark and logos are registered trademarks owned by Bluetooth SIG, Inc. and any use of such marks by Argento SC is under license. Designed in USA, Made in China. The artwork and design of this package are protected by United States Copyright law and may not be reproduced, distributed, displayed, published, or used for any purpose without prior written permission. You may not alter or remove any trademark or copyright notice from this package. øPHI and its logo are trademarks of Argento SC.</p> 
--	--	---	--	---

FCC STATEMENT :

This device complies with Part 15 of the FCC Rules. Operation is subject to the following two conditions:

- (1) This device may not cause harmful interference, and
- (2) This device must accept any interference received, including interference that may cause undesired operation.

Warning: Changes or modifications not expressly approved by the party responsible for compliance could void the user's authority to operate the equipment.

NOTE: This equipment has been tested and found to comply with the limits for a Class B digital device, pursuant to Part 15 of the FCC Rules. These limits are designed to provide reasonable protection against harmful interference in a residential installation. This equipment generates uses and can radiate radio frequency energy and, if not installed and used in accordance with the instructions, may cause harmful interference to radio communications. However, there is no guarantee that interference will not occur in a particular installation. If this equipment does cause harmful interference to radio or television reception, which can be determined by turning the equipment off and on, the user is encouraged to try to correct the interference by one or more of the following measures:

- Reorient or relocate the receiving antenna.
- Increase the separation between the equipment and receiver.
- Connect the equipment into an outlet on a circuit different from that to which the receiver is connected.
- Consult the dealer or an experienced radio/TV technician for help.

RF warning statement:

The device has been evaluated to meet general RF exposure requirement. The device can be used in portable exposure condition without restriction.