

---

**ANNEX 1 TO TEST REPORT # EMCC-931028NBB, 2019-10-07**

---

## PHOTOGRAPHS OF TEST SETUP

**EQUIPMENT UNDER TEST:**

Trade Name:	FSC
Type/Model:	FSC 1/7
Serial Number(s):	none
Application:	Paint thickness gauge
FCC ID:	2AMBGMEMW02
Manufacturer:	MICRO-EPSILON Messtechnik GmbH & Co. KG
Address:	Königbacher Str. 15 94496 Ortenburg GERMANY
Phone:	+49 8542 168-673
E-Mail:	Maik.Richter@micro-epsilon.de

**RELEVANT STANDARD(S) :** 47 CFR § 15.107  
47 CFR § 15.109


**MEASUREMENT PROCEDURE: :** ANSI C63.4-2014

## ILLUSTRATION LIST ANNEX 1


Photograph A1-1: Sample photo of position 1 (hor)	2
Photograph A1-2: Sample photo of position 1 (hor)	2
Photograph A1-3: Conducted emissions	3
Photograph A1-4: Radiated emissions 30 – 1000 MHz at 3 m distance	3
Photograph A1-5: Radiated emissions 1 – 6 GHz at 3 m distance	4
Photograph A1-6: Sample setup photo of radiated emissions 6 – 18 GHz at 1 m distance	4
Photograph A1-7: Radiated emissions 18 – 26.5 GHz at 1 m distance	5
Photograph A1-8: Radiated emissions 26.5 – 40 GHz at 1 m distance	5

Test on MICRO-EPSILON Messtechnik GmbH & Co. KG FSC 1/7 to 47 CFR § 15.107 / 47 CFR § 15.109

---




**Photograph A1-1: Sample photo of position 1 (hor)**




**Photograph A1-2: Sample photo of position 2 (vert)**

Test on MICRO-EPSILON Messtechnik GmbH & Co. KG FSC 1/7 to 47 CFR § 15.107 / 47 CFR § 15.109

---




**Photograph A1-3: Conducted emissions**




**Photograph A1-4: Radiated emissions 30 – 1000 MHz at 3 m distance**



Test on MICRO-EPSILON Messtechnik GmbH & Co. KG FSC 1/7 to 47 CFR § 15.107 / 47 CFR § 15.109



**Photograph A1-5: Radiated emissions 1 – 6 GHz at 3 m distance**




**Photograph A1-6: Sample setup photo of radiated emissions 6 – 18 GHz at 1 m distance**

Test on MICRO-EPSILON Messtechnik GmbH & Co. KG FSC 1/7 to 47 CFR § 15.107 / 47 CFR § 15.109

---



**Photograph A1-7: Radiated emissions 18 – 26.5 GHz at 1 m distance**



**Photograph A1-8: Radiated emissions 26.5 – 40 GHz at 1 m distance**