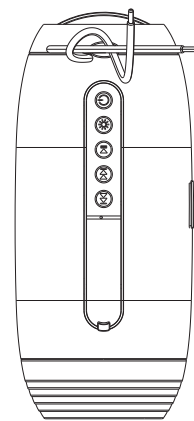


USER MANUAL



SPEAKER

PRODUCT SPECIFICATIONS

- BT : 5.0

Support: L2CAP/A2DP(AVCTP/AVDTP/AVRCP), can receive AUDIO signal and control the AUDIO device.support HSP/HFP(Handsfree profile), Built-in Mic for hands-free phone call

- Working distance: 10M

- SNR: ≥95db

- Battery:3.7V 1200mAh

- Normal playing time: 2H

- Speaker: Ø 45 mm plus* 2,

- Power: 5W *2

- Frequency response: 120 Hz-20KHz

- Unit size: 172*74*75mm

- Unit weight: about 407g

- Charging: 5V/500mAh

PRODUCT FEATURE

1. Built-in Low-freq radiators, Super dynamic low-frequency sound pressure gain, listening transparent and flexible.

2. International advanced Wireless chip and circuit design techniques, support all Wireless device ; Can play music after

pairing with Wireless device . for example mobile/ MID/ TV, the working distance is more than 10M.

3. with Mic for hands-free phone call function.

4. Built-in MP3 decoding, can directly play TF card, USB disk.

5. Build-in the FM radio module, convenient to auto scan and save radio channels.

6. Support AUX IN audio input.

7. With LED torchlight.

8. Support TWS

KEY & SLOT FUNCTION:

1. TF slot: it can decode and play MP3 format audio when put TF card into the slot.

2. USB slot: it can decode and play MP3 format audio when put USB card into the slot.

3. DC 5V charging slot:use the standard mini USB micro charging cable for power charging.

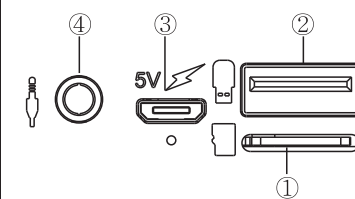
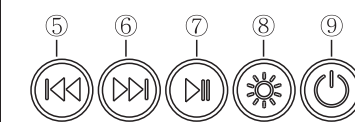
4. AUX : it can play audio via 3.5

mm AUX cable to audio device.

5. When play music, press short for next song/next FM station, press long to turn up the volume.

6. When play music , press short for last song/last FM station, press long to turn down the volume.

7. When play music(USB card/ TF card/LINE IN/Wireless), press short for "play/pause ". under Wireless mode with



mobile paired ,press short to answer a call ,press again to hand up . in FM mode, press short to search station automatically, press again to stop searching) Keep the TWS speaker under BT mode without pairing ,press the "play/pause" key for 3 seconds either of the speaker until hear a hint"du du" for TWS mode ,then can paire the mobile.

8.LED torchlight switch:long press to open/close.

9. Power switch: long press to open/close the speaker ; when play music(USB card/ TF card/ LINE IN/ Wireless), press short to switch USB/TF/FM /Wireless. (switch to "line in" if via AUX cable to audio device) .

Note: Under FM mode, put in the AUX cable to get better FM radio station.

Federal Communications Commission (FCC) Statement

FCCID: 2AM8S-HPS0100

This device complies with part 15 of the FCC Rules. Operation is subject to the following two conditions: (1) This device may not cause harmful interference, and (2) this device must accept any interference received, including interference that may cause undesired operation.

Note: This equipment has been tested and found to comply with the limits for a Class B digital device, pursuant to part 15 of the FCC Rules. These limits are designed to provide reasonable protection against harmful interference in a residential installation. This equipment generates, uses and can radiate radio frequency energy and, if not installed and used in accordance with the instructions, may cause harmful interference to radio communications. However, there is no guarantee that interference will not occur in a particular installation. If this equipment does cause harmful interference to radio or television reception, which can be determined by turning the equipment off and on, the user is encouraged to try to correct the interference by one or more of the following measures:

- Reorient or relocate the receiving antenna.
- Increase the separation between the equipment and receiver.
- Connect the equipment into an outlet on a circuit different from that to which the receiver is connected.
- Consult the dealer or an experienced radio/TV technician for help.

Warning: Changes or modifications made to this device not expressly approved by SHENZHEN HOTOP ELECTRONIC TECHNOLOGY CO., LTD. may void the FCC authorization to operate this device.

Note: The manufacturer is not responsible for any radio or TV interference caused by unauthorized modifications to this equipment. Such modifications could void the user's authority to operate the equipment.