

User Manual

HPS-013



Technical Specifications

Effective distance: 10m

Distortion: 8%

Output power: 3W *2

Audio input: bluetooth

Charging voltage: DC - 5 v

Volume: 4Ω

Frequency response: 100hz-20khz

Power supply: 1200 mAh battery

SNR: ≥80dB

Adjustment Pattern: button

Product Features

- Bluetooth Hands-free Calls
- Intelligent Voice Prompts
- Bluetooth, AUX play music
- Triple sound

1, Operation Instruction




Power on/off: Long push the “O” button to turn it on and “O” to turn it off.

2, Connecting the Bluetooth

A. After entering the bluetooth mode, search the bluetooth device name MERKURY HPS-013 with the mobile phone or other devices to make a paired connection. If the pairing code is needed to be entered, please enter "0000", it will enter the bluetooth playing state after the pairing is successful.

B. HPS-013 Bluetooth speaker will be automatically reconnect If the device paired before.

3, Bluetooth Call

After receiving the call notification, short press  to answer, long press  to reject, short press  to hang up during the call.

4 , Volume Control

Short press + and - to adjust the volume

5, Pre and Next Song

Long press + and - to choose the Pre or next song

6, charging

Connect the USB plug of the combined cable to the USB charging port with DC-5v and micro USB port to the socket on the machine. Then the charging red indicator light will be on and the red light will be off when it is full.

7, AUX audio input

Connect the audio cable with the 3.5mm plug to play music. When the audio cable is plugged, the bluetooth will be automatically disconnected. When the audio cable is pulled out, the bluetooth mode is on and enter into search mode. Most equipments can be reconnected, if not please connect the bluetooth manually again.

Frequently Problems With Solutions

1. The Bluetooth speaker will be power off automatically after long Period of working: It may be low battery,please try power On again after charging.
2. Bluetooth music do not work smoothly: It may be over The effective distance,or there is any obstruction.
3. Failed pairing Bluetooth:
 - a. Please ensure speaker in Bluetooth pairing mode,or Power on the speaker again.
 - b. Various of Bluetooth devices may lead to problem of Pairing,please turn off the other Bluetooth devices.

Note

- 1 HPS-013 Bluetooth speaker may not function with high volume if Battery is low.Please turn off the speaker and turn on again.
- 2 HPS-013 bluetooth audio with intelligent voice prompt, built-in high-end battery, ultra-long battery life,which can be compatible with all digital devices.

Federal Communications Commission (FCC) Statement

This device complies with part 15 of the FCC Rules. Operation is subject to the following two conditions: (1) This device may not cause harmful interference, and (2) this device must accept any interference received, including interference that may cause undesired operation.

Note: This equipment has been tested and found to comply with the limits for a Class B digital device, pursuant to part 15 of the FCC Rules. These limits are designed to provide reasonable protection against harmful interference in a residential installation. This equipment generates, uses and can radiate radio frequency energy and, if not installed and used in accordance with the instructions, may cause harmful interference to radio communications. However, there is no guarantee that interference will not occur in a particular installation. If this equipment does cause harmful interference to radio or television reception, which can be determined by turning the equipment off and on, the user is encouraged to try to correct the interference by one or more of the following measures:

- Reorient or relocate the receiving antenna.
- Increase the separation between the equipment and receiver.
- Connect the equipment into an outlet on a circuit different from that to which the receiver is connected.
- Consult the dealer or an experienced radio/TV technician for help.

Warning: Changes or modifications made to this device not expressly approved by SHENZHEN HOTOP ELECTRONIC TECHNOLOGY CO., LTD. may void the FCC authorization to operate this device.

Note: The manufacturer is not responsible for any radio or TV interference caused by unauthorized modifications to this equipment. Such modifications could void the user's authority to operate the equipment.