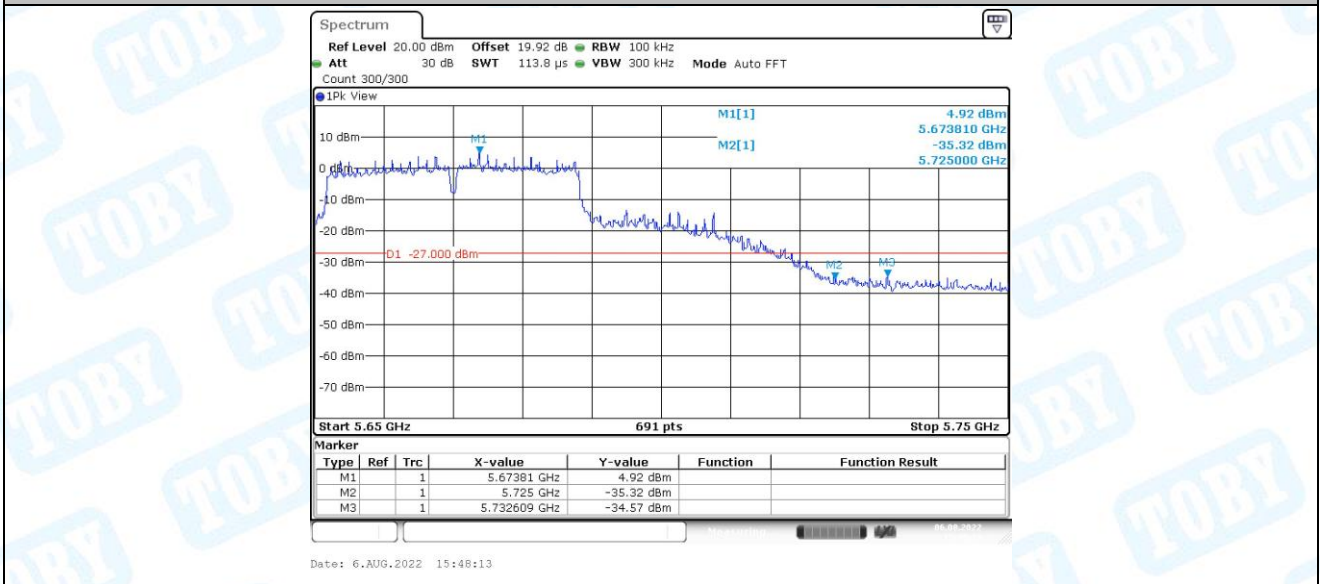
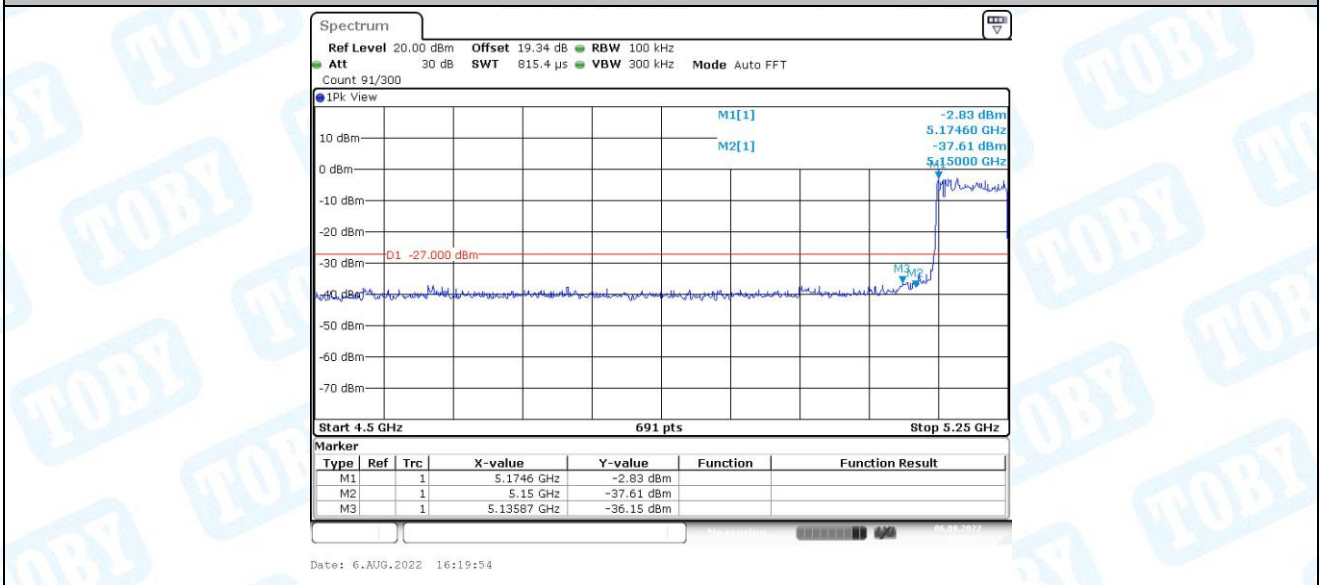


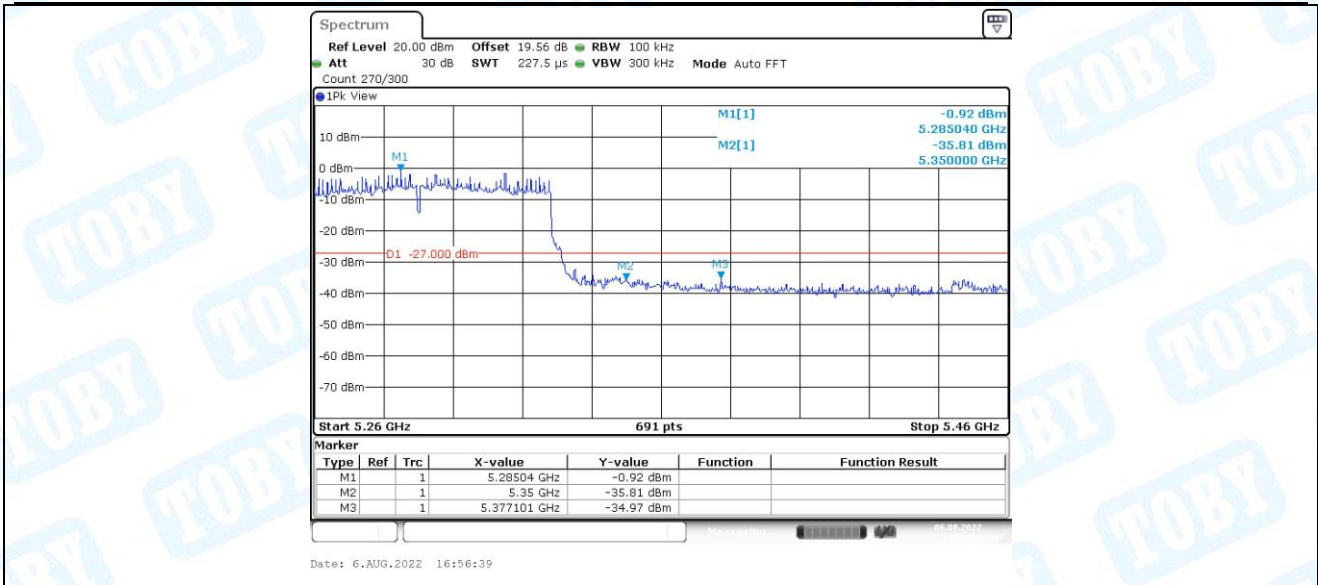
11AC40SISO_Ant1_High_5670



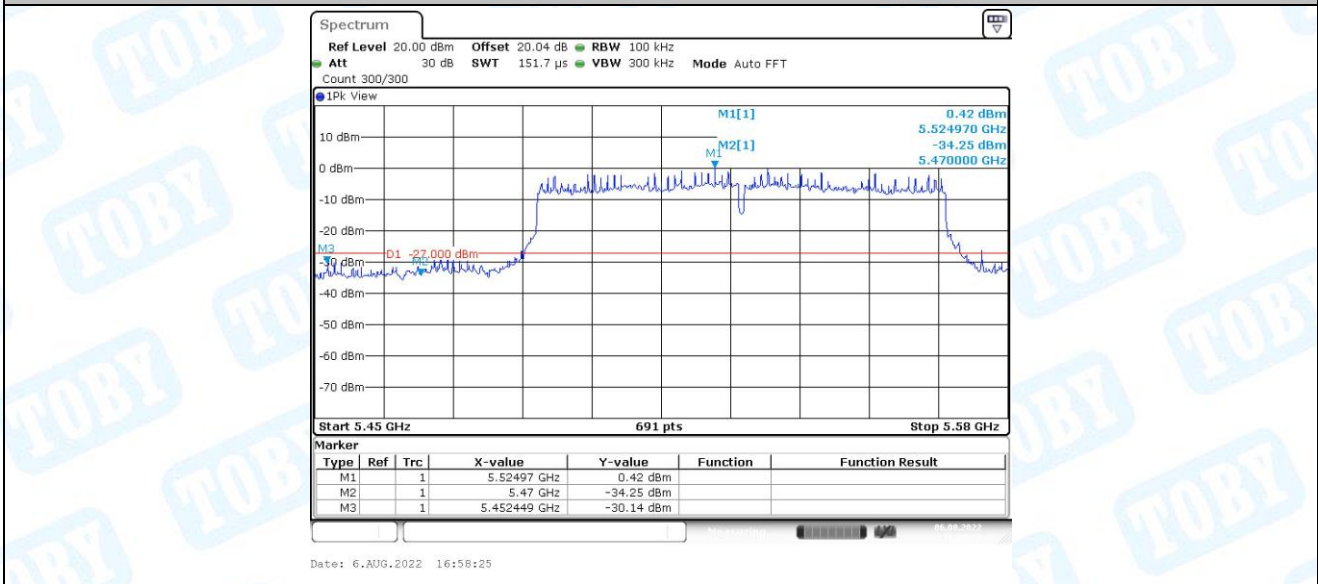
11AC80SISO_Ant1_Low_5210



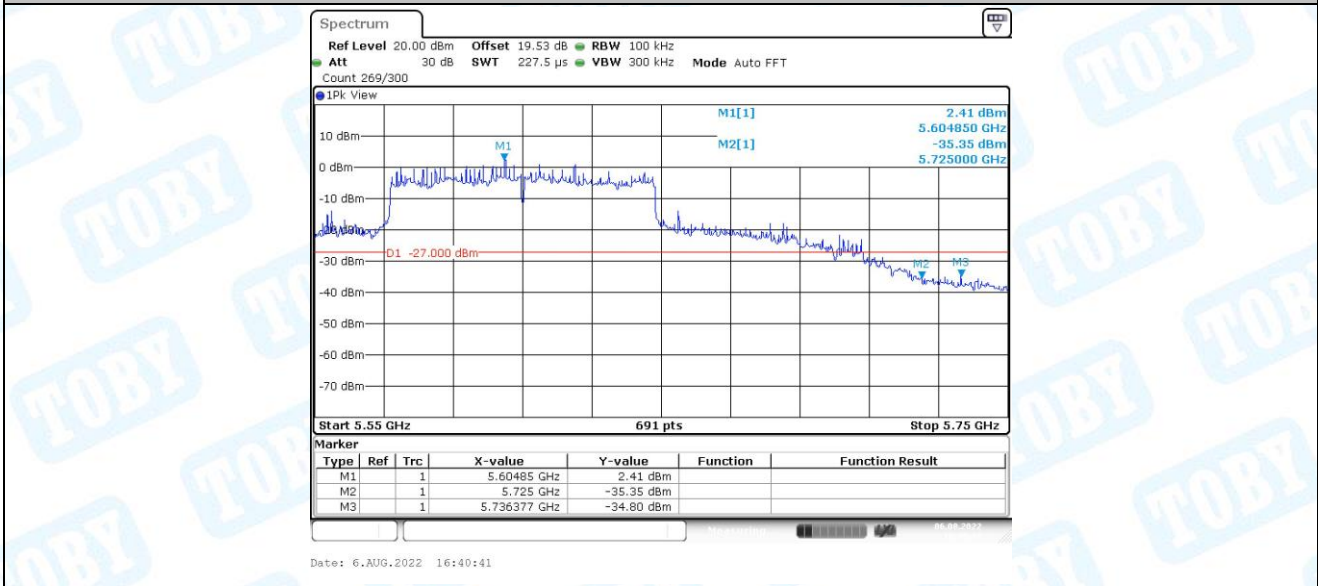
11AC80SISO_Ant1_High_5290



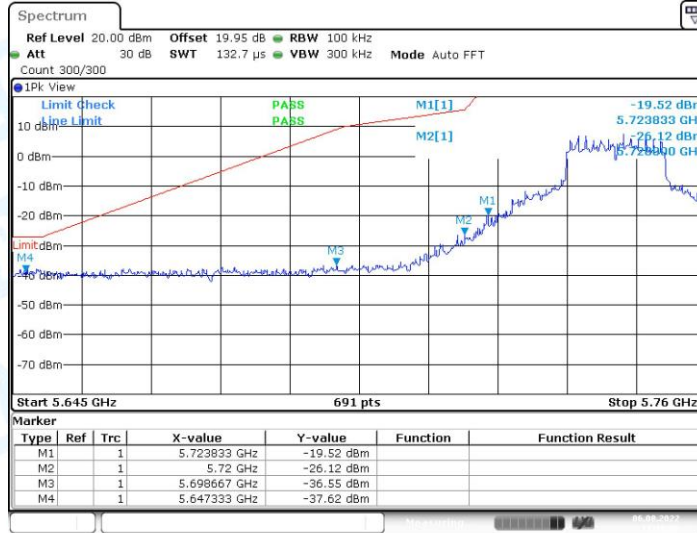
11AC80SISO_Ant1_Low_5530



11AC80SISO_Ant1_High_5610

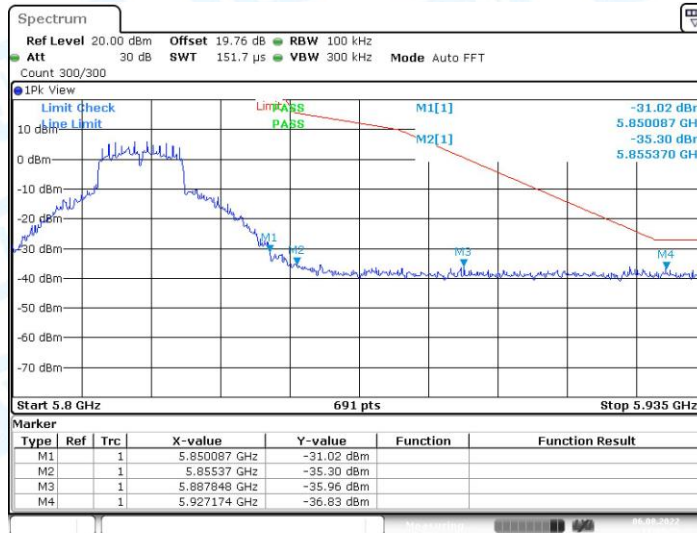


11A_Ant1_Low_5745



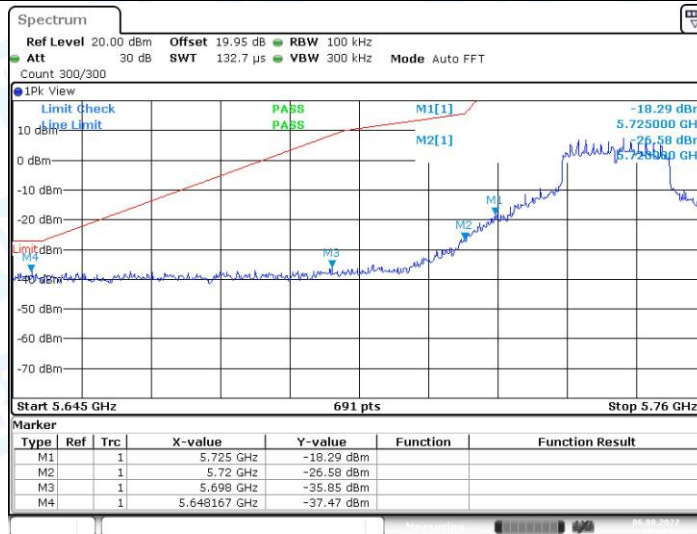
Date: 6.AUG.2022 11:16:07

11A_Ant1_High_5825



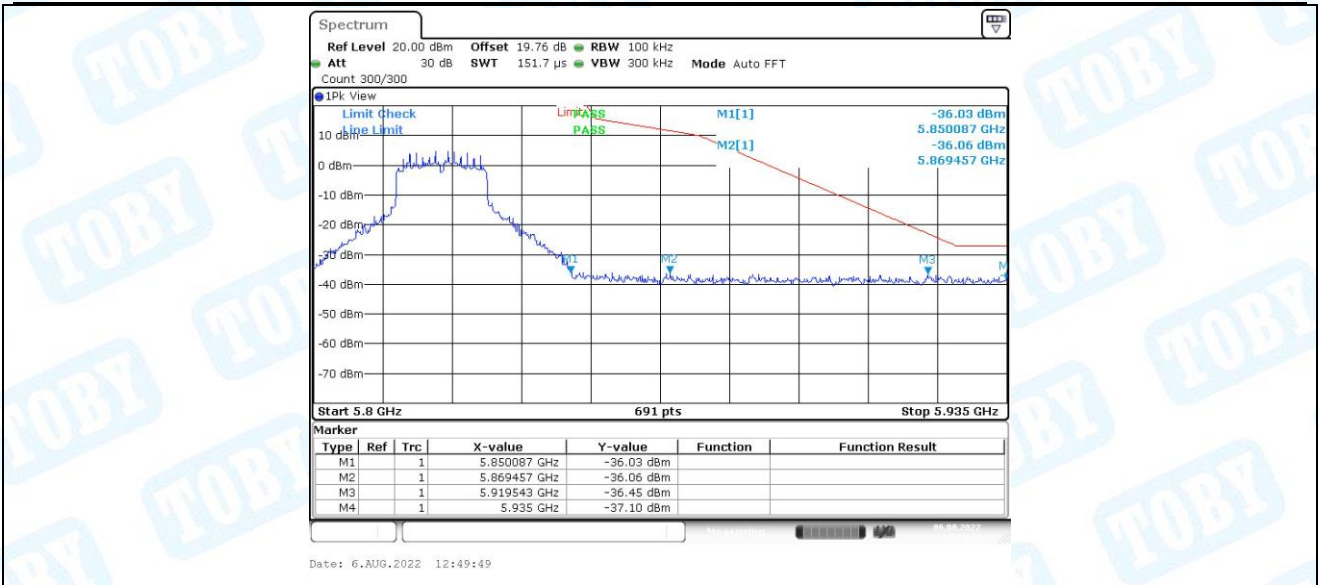
Date: 6.AUG.2022 11:29:25

11N20SISO_Ant1_Low_5745



Date: 6.AUG.2022 12:44:14

11N20SISO_Ant1_High_5825



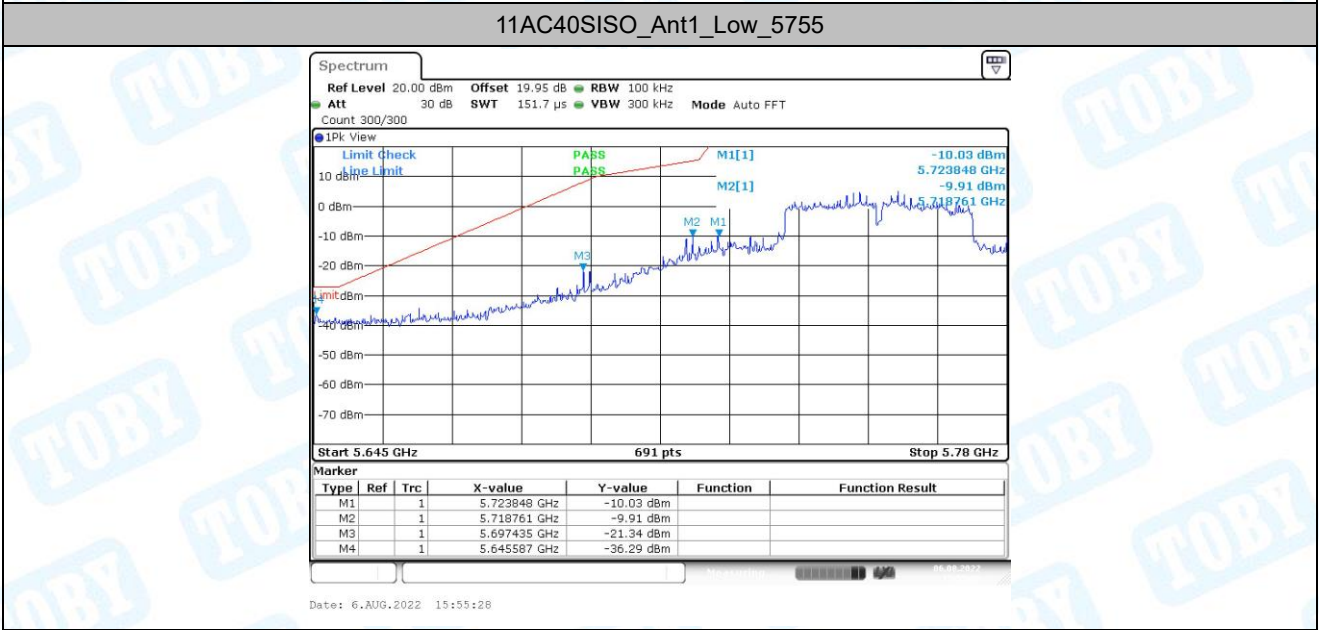
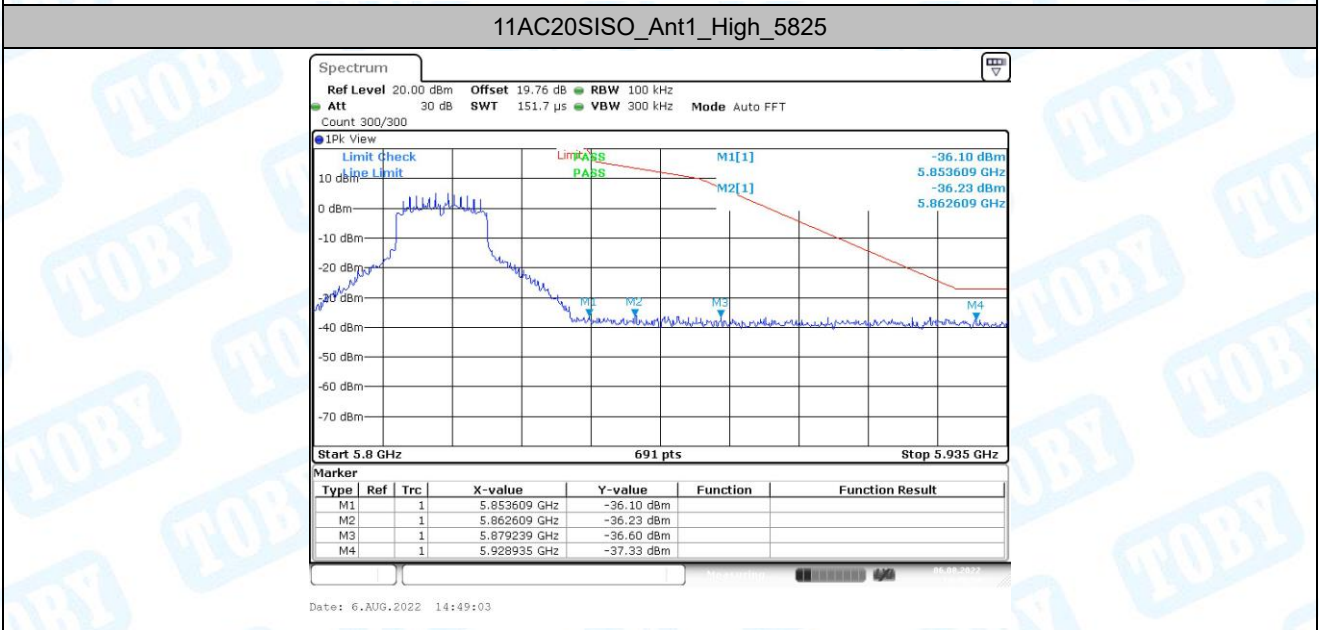
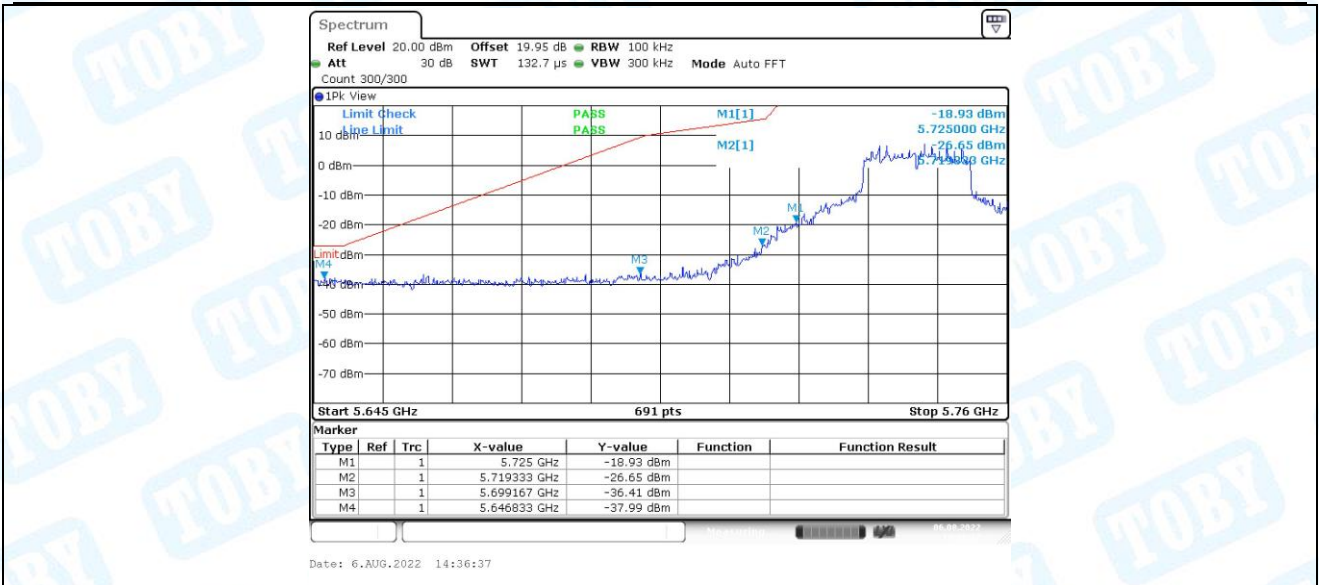
11N40SISO_Ant1_Low_5755

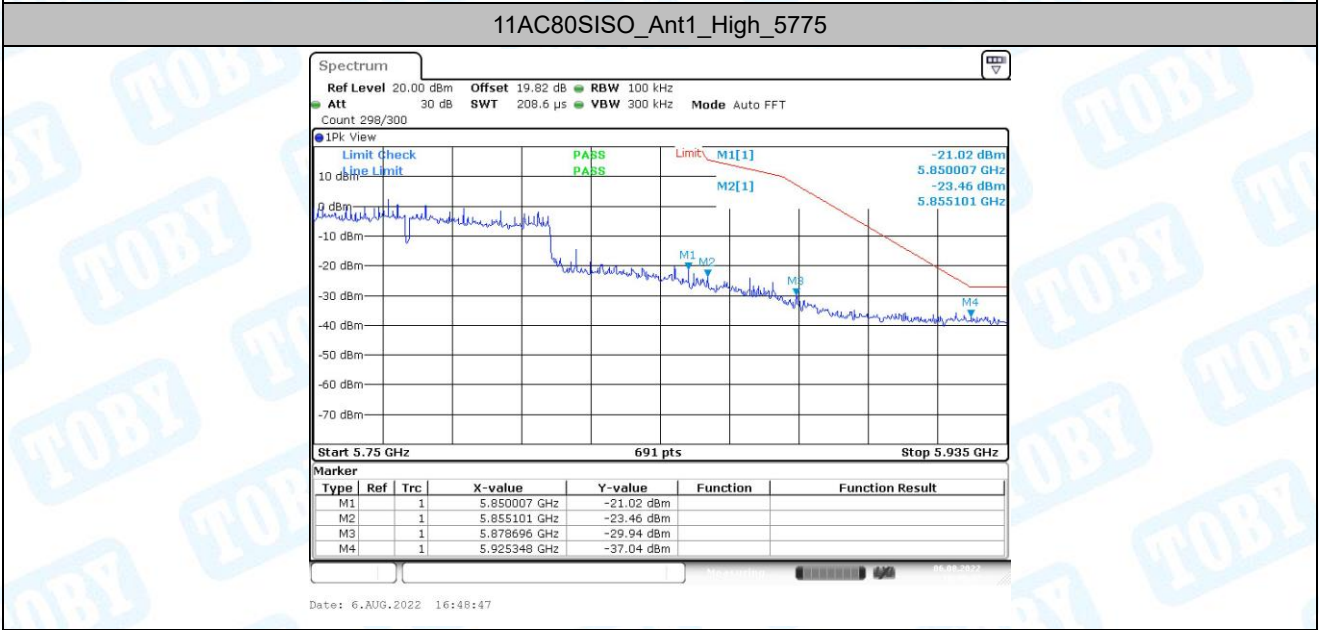
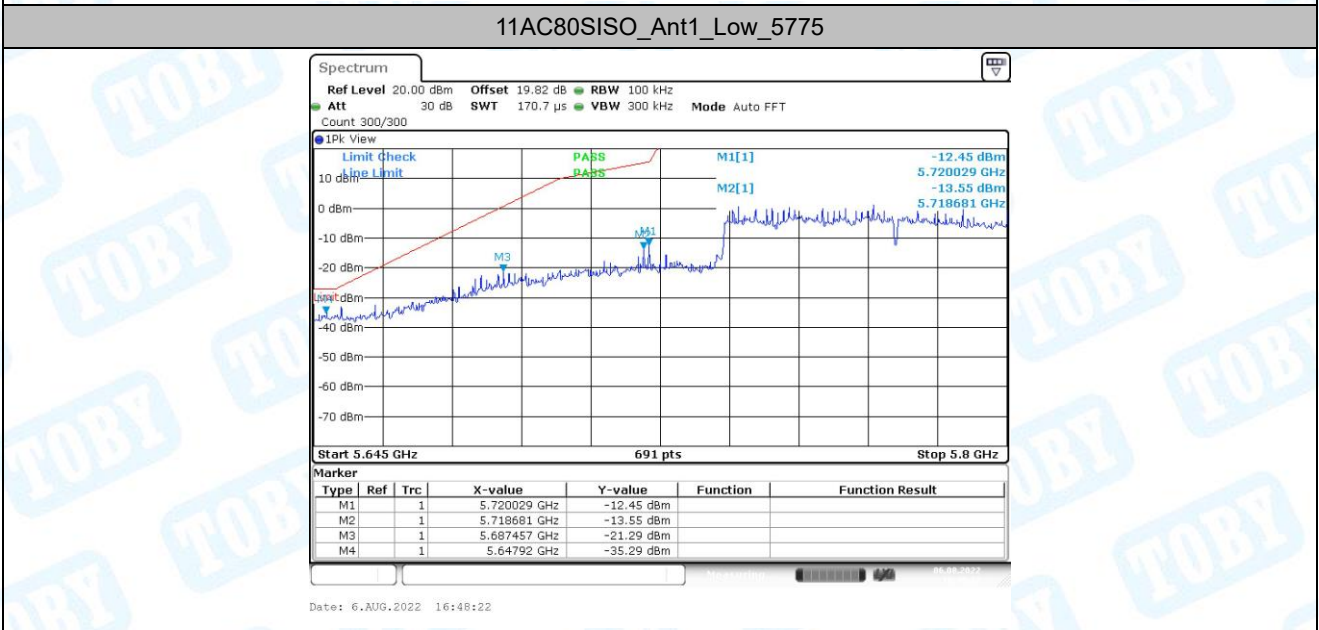
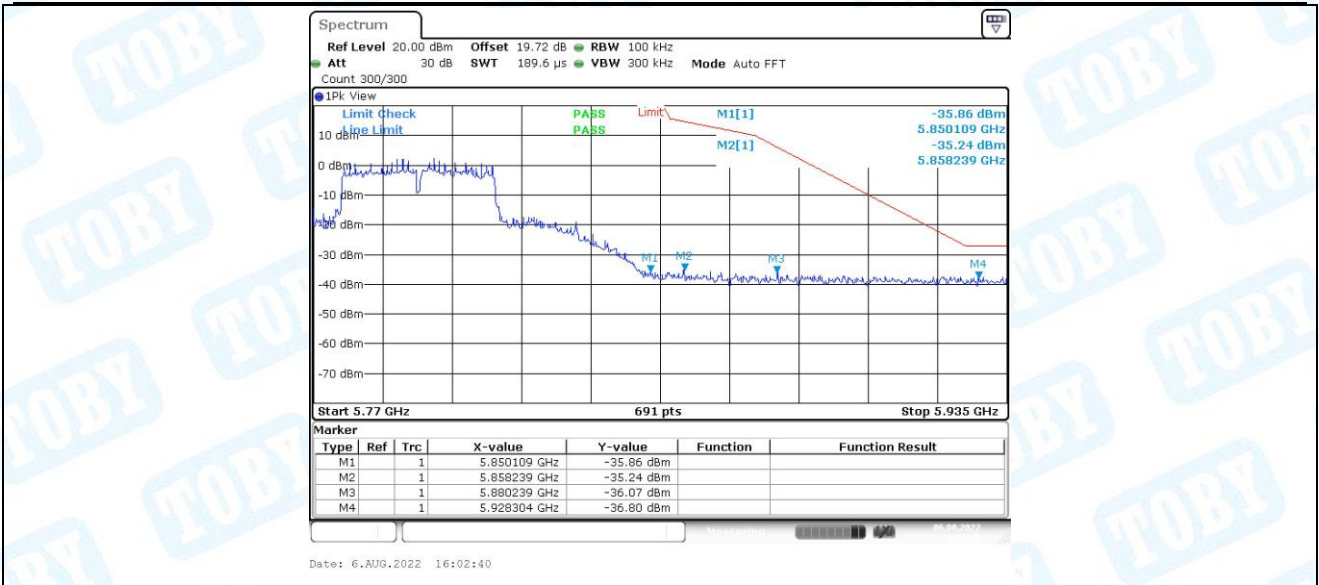


11N40SISO_Ant1_High_5795



11AC20SISO_Ant1_Low_5745





7. Emissions in Restricted Bands

7.1. Test Result

TestMode	Antenna	ChName	Channel	Detector	Freq [MHz]	EIRP [dBm]	Limit [dBm]	Verdict
11A	Ant1	Low	5180	AV	4500.000	-50.54	≤-41.20	PASS
				AV	5032.609	-46.54	≤-41.20	PASS
				AV	5150.000	-48.44	≤-41.20	PASS
				Peak	4500.000	-39.03	≤-21.20	PASS
				Peak	5132.029	-34.19	≤-21.20	PASS
				Peak	5150.000	-37.69	≤-21.20	PASS
		High	5320	AV	5350.000	-45.65	≤-41.20	PASS
				AV	5350.551	-44.86	≤-41.20	PASS
				AV	5460.000	-47.8	≤-41.20	PASS
				Peak	5350.000	-37.08	≤-21.20	PASS
				Peak	5355.188	-35.88	≤-21.20	PASS
				Peak	5460.000	-37.88	≤-21.20	PASS
		Low	5500	AV	5460.000	-46.86	≤-41.20	PASS
				AV	5466.870	-46.81	≤-41.20	PASS
				AV	5470.000	-47.36	≤-41.20	PASS
				Peak	5460.000	-35.73	≤-21.20	PASS
				Peak	5467.217	-35.23	≤-21.20	PASS
				Peak	5470.000	-37.61	≤-21.20	PASS
		High	5700	AV	5725.000	-47.28	≤-41.20	PASS
				AV	5729.391	-46.5	≤-41.20	PASS
				AV	5735.000	-47.26	≤-41.20	PASS
				Peak	5725.000	-38.37	≤-21.20	PASS
				Peak	5727.739	-36.26	≤-21.20	PASS
				Peak	5735.000	-38.27	≤-21.20	PASS
		Low	5745	Peak	5650.000	-40.3	≤-27.00	PASS
				Peak	5700.000	-32.27	≤10.00	PASS
				Peak	5720.000	-18.11	≤15.60	PASS
				Peak	5725.000	-10.07	≤27.00	PASS
		High	5825	Peak	5850.000	-39.17	≤15.60	PASS
				Peak	5855.000	-38.1	≤27.00	PASS
				Peak	5875.000	-39.17	≤15.60	PASS
				Peak	5925.000	-39.56	≤10.00	PASS
11N20SISO	Ant1	Low	5180	AV	4500.000	-51.66	≤-41.20	PASS
				AV	5149.275	-45.12	≤-41.20	PASS
				AV	5150.000	-45	≤-41.20	PASS
				Peak	4500.000	-39.57	≤-21.20	PASS
				Peak	5148.261	-31.55	≤-21.20	PASS
				Peak	5150.000	-31.42	≤-21.20	PASS
		High	5320	AV	5350.000	-43.93	≤-41.20	PASS
				AV	5350.087	-44.3	≤-41.20	PASS

				AV	5460.000	-49.47	≤-41.20	PASS
				Peak	5350.000	-33.13	≤-21.20	PASS
				Peak	5351.710	-30.4	≤-21.20	PASS
				Peak	5460.000	-38.06	≤-21.20	PASS
		Low	5500	AV	5460.000	-48.82	≤-41.20	PASS
				AV	5465.739	-48.56	≤-41.20	PASS
				AV	5470.000	-48.82	≤-41.20	PASS
				Peak	5460.000	-37.85	≤-21.20	PASS
				Peak	5466.609	-32.9	≤-21.20	PASS
				Peak	5470.000	-37.84	≤-21.20	PASS
		High	5700	AV	5725.000	-46.98	≤-41.20	PASS
				AV	5725.478	-46.13	≤-41.20	PASS
				AV	5735.000	-47.23	≤-41.20	PASS
				Peak	5725.000	-38.12	≤-21.20	PASS
				Peak	5727.739	-35.78	≤-21.20	PASS
				Peak	5735.000	-37.57	≤-21.20	PASS
		Low	5745	Peak	5650.000	-39.2	≤-27.00	PASS
				Peak	5700.000	-30.8	≤10.00	PASS
				Peak	5720.000	-14.47	≤15.60	PASS
				Peak	5725.000	-9.13	≤27.00	PASS
		High	5825	Peak	5850.000	-24.88	≤15.60	PASS
				Peak	5855.000	-35.01	≤27.00	PASS
				Peak	5875.000	-38.29	≤15.60	PASS
				Peak	5925.000	-38.87	≤10.00	PASS
11N40SISO	Ant1	Low	5190	AV	4500.000	-51.3	≤-41.20	PASS
				AV	5149.275	-46.63	≤-41.20	PASS
				AV	5150.000	-46.34	≤-41.20	PASS
				Peak	4500.000	-39.55	≤-21.20	PASS
				Peak	5149.275	-33.04	≤-21.20	PASS
				Peak	5150.000	-33.94	≤-21.20	PASS
		High	5310	AV	5350.000	-46.08	≤-41.20	PASS
				AV	5350.319	-46.19	≤-41.20	PASS
				AV	5460.000	-48.97	≤-41.20	PASS
				Peak	5350.000	-36.49	≤-21.20	PASS
				Peak	5354.261	-35.27	≤-21.20	PASS
				Peak	5460.000	-38.07	≤-21.20	PASS
		Low	5510	AV	5460.000	-48.1	≤-41.20	PASS
				AV	5468.971	-45.54	≤-41.20	PASS
				AV	5470.000	-45.67	≤-41.20	PASS
				Peak	5460.000	-37.09	≤-21.20	PASS
				Peak	5463.290	-33.25	≤-21.20	PASS
				Peak	5470.000	-34.75	≤-21.20	PASS
		High	5670	AV	5725.000	-48.84	≤-41.20	PASS
				AV	5726.522	-48.09	≤-41.20	PASS
				AV	5735.000	-48.94	≤-41.20	PASS

		Low	5755	Peak	5725.000	-39.78	≤-21.20	PASS		
				Peak	5725.942	-36.01	≤-21.20	PASS		
				Peak	5735.000	-38.05	≤-21.20	PASS		
				Peak	5650.000	-35.67	≤-27.00	PASS		
				Peak	5700.000	-18.77	≤10.00	PASS		
				Peak	5720.000	-6.95	≤15.60	PASS		
				Peak	5725.000	-5.64	≤27.00	PASS		
				Peak	5850.000	-29.58	≤15.60	PASS		
		High	5795	Peak	5855.000	-31.22	≤27.00	PASS		
				Peak	5875.000	-36.19	≤15.60	PASS		
				Peak	5925.000	-37.76	≤10.00	PASS		
				Peak	5850.000	-29.58	≤15.60	PASS		
		11AC20SIS O	Ant1	Low	5180	AV	4500.000	-49.9	≤-41.20	PASS
						AV	5147.246	-42.92	≤-41.20	PASS
						AV	5150.000	-43.7	≤-41.20	PASS
						Peak	4500.000	-39.74	≤-21.20	PASS
Peak	5148.261					-30.7	≤-21.20	PASS		
Peak	5150.000					-32.86	≤-21.20	PASS		
High	5320					AV	5350.000	-47.49	≤-41.20	PASS
						AV	5448.174	-45.81	≤-41.20	PASS
						AV	5460.000	-47.14	≤-41.20	PASS
						Peak	5350.000	-37.05	≤-21.20	PASS
						Peak	5371.188	-35.43	≤-21.20	PASS
						Peak	5460.000	-39.61	≤-21.20	PASS
Low	5500			AV	5460.000	-46.85	≤-41.20	PASS		
				AV	5460.609	-46.28	≤-41.20	PASS		
				AV	5470.000	-46.82	≤-41.20	PASS		
				Peak	5460.000	-36.91	≤-21.20	PASS		
				Peak	5470.000	-31.12	≤-21.20	PASS		
High	5700			AV	5725.000	-48.69	≤-41.20	PASS		
				AV	5728.174	-48.08	≤-41.20	PASS		
				AV	5735.000	-48.77	≤-41.20	PASS		
				Peak	5725.000	-37.65	≤-21.20	PASS		
				Peak	5734.870	-35.44	≤-21.20	PASS		
				Peak	5735.000	-35.55	≤-21.20	PASS		
Low	5745			Peak	5650.000	-38.96	≤-27.00	PASS		
		Peak	5700.000	-31.76	≤10.00	PASS				
		Peak	5720.000	-13.71	≤15.60	PASS				
		Peak	5725.000	-9.1	≤27.00	PASS				
High	5825	Peak	5850.000	-23.56	≤15.60	PASS				
		Peak	5855.000	-34.41	≤27.00	PASS				
		Peak	5875.000	-38.82	≤15.60	PASS				
		Peak	5925.000	-37.52	≤10.00	PASS				
11AC40SIS O	Ant1	Low	5190	AV	4500.000	-51.53	≤-41.20	PASS		
				AV	5149.275	-46.8	≤-41.20	PASS		
				AV	5150.000	-46.56	≤-41.20	PASS		

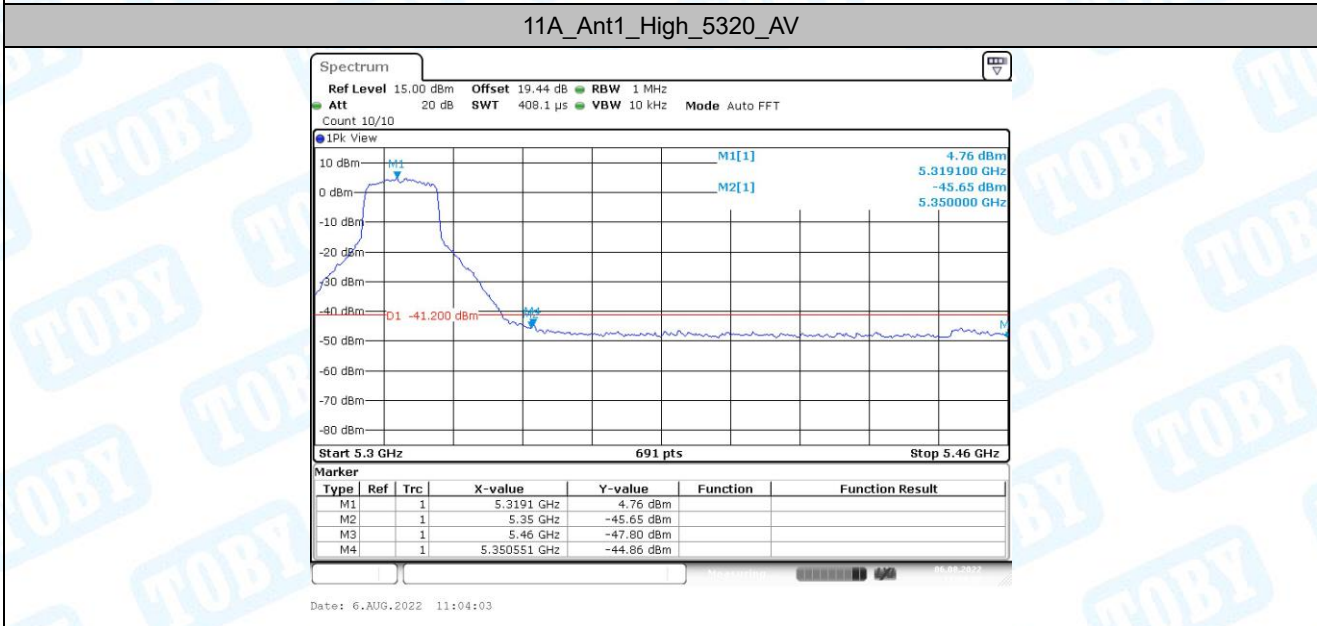
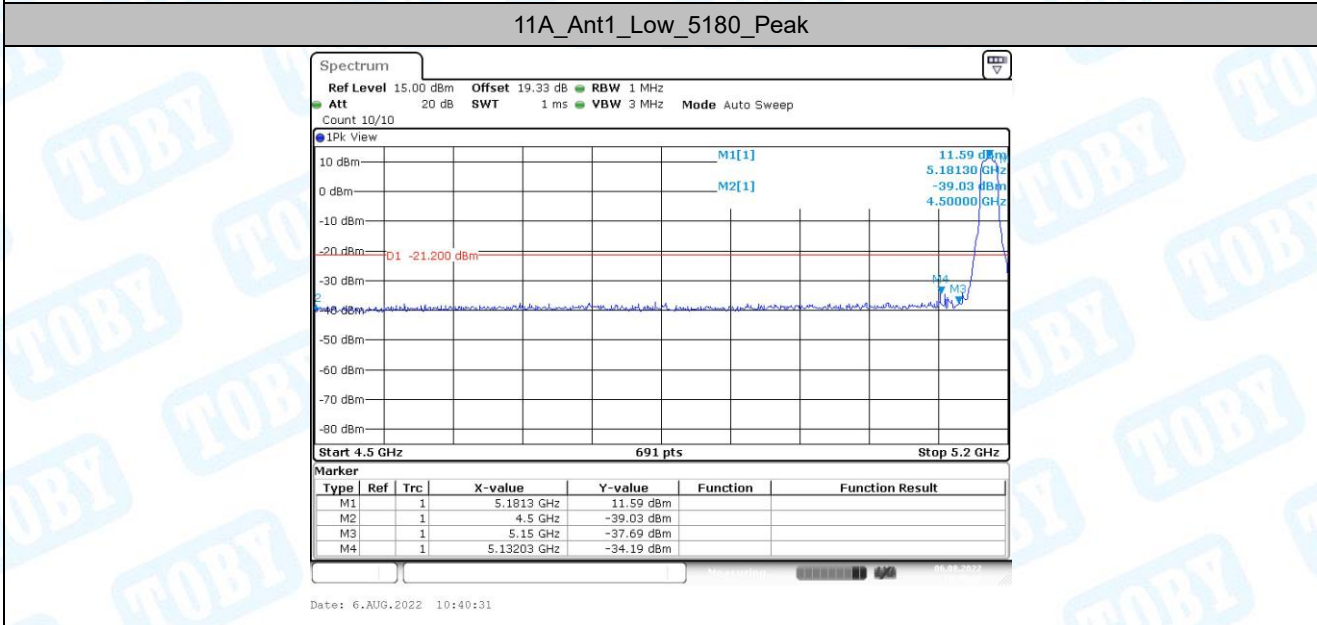
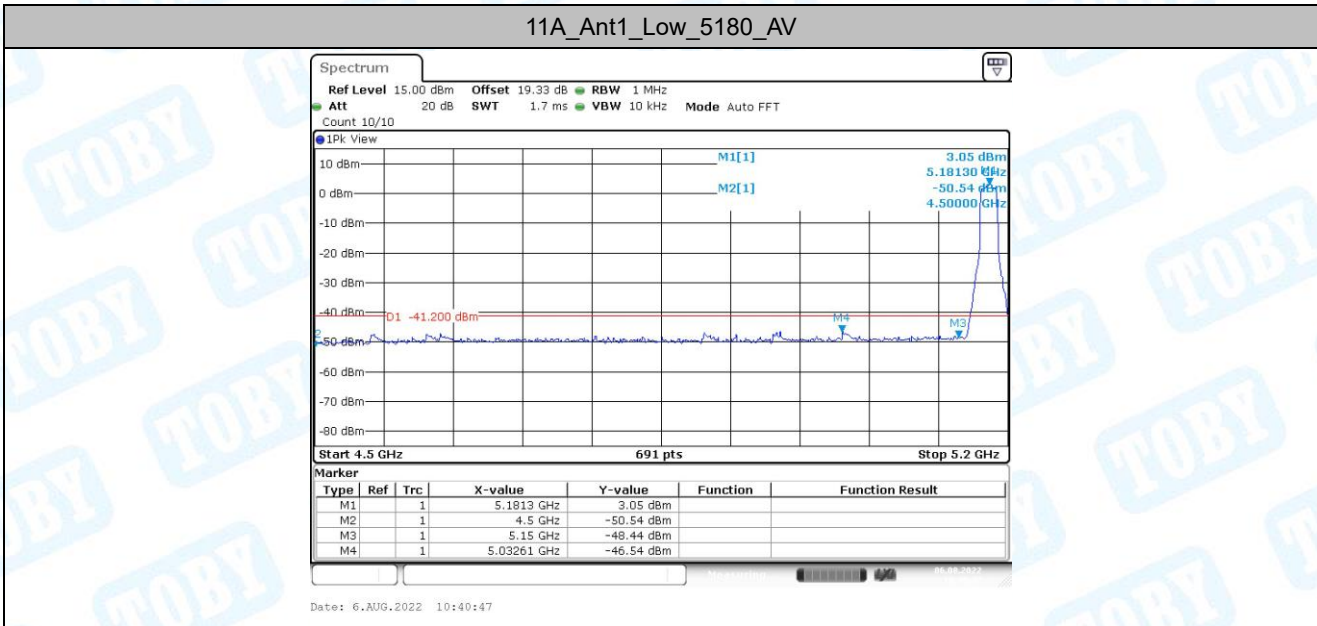
		High	5310	Peak	4500.000	-39.87	≤-21.20	PASS
				Peak	5123.913	-34.67	≤-21.20	PASS
				Peak	5150.000	-34.45	≤-21.20	PASS
				AV	5350.000	-46.11	≤-41.20	PASS
				AV	5350.783	-46.06	≤-41.20	PASS
				AV	5460.000	-49.22	≤-41.20	PASS
				Peak	5350.000	-36.53	≤-21.20	PASS
				Peak	5354.261	-35.87	≤-21.20	PASS
				Peak	5460.000	-39.06	≤-21.20	PASS
		Low	5510	AV	5460.000	-48.06	≤-41.20	PASS
				AV	5469.986	-45.35	≤-41.20	PASS
				AV	5470.000	-45.35	≤-41.20	PASS
				Peak	5460.000	-38.38	≤-21.20	PASS
				Peak	5469.377	-33.29	≤-21.20	PASS
				Peak	5470.000	-35.31	≤-21.20	PASS
		High	5670	AV	5725.000	-46.8	≤-41.20	PASS
				AV	5725.942	-46.37	≤-41.20	PASS
				AV	5735.000	-48.02	≤-41.20	PASS
				Peak	5725.000	-37.79	≤-21.20	PASS
				Peak	5731.594	-35.81	≤-21.20	PASS
				Peak	5735.000	-37.45	≤-21.20	PASS
		Low	5755	Peak	5650.000	-34.33	≤-27.00	PASS
				Peak	5700.000	-19.18	≤10.00	PASS
				Peak	5720.000	-7.6	≤15.60	PASS
				Peak	5725.000	-5.14	≤27.00	PASS
		High	5795	Peak	5850.000	-31.21	≤15.60	PASS
				Peak	5855.000	-32.74	≤27.00	PASS
				Peak	5875.000	-36.14	≤15.60	PASS
Peak	5925.000			-39.22	≤10.00	PASS		
11AC80SIS O	Ant1	Low	5210	AV	4500.000	-51.01	≤-41.20	PASS
				AV	5148.913	-46.46	≤-41.20	PASS
				AV	5150.000	-46.64	≤-41.20	PASS
				Peak	4500.000	-39.22	≤-21.20	PASS
				Peak	5150.000	-31.59	≤-21.20	PASS
		High	5290	AV	5350.000	-44.74	≤-41.20	PASS
				AV	5350.435	-44.81	≤-41.20	PASS
				AV	5460.000	-48.93	≤-41.20	PASS
				Peak	5350.000	-35.34	≤-21.20	PASS
				Peak	5350.435	-34.51	≤-21.20	PASS
				Peak	5460.000	-38.47	≤-21.20	PASS
		Low	5530	AV	5460.000	-45.91	≤-41.20	PASS
				AV	5465.826	-44.4	≤-41.20	PASS
				AV	5470.000	-44.46	≤-41.20	PASS
				Peak	5460.000	-35.97	≤-21.20	PASS
Peak	5469.971	-33.47	≤-21.20	PASS				

			Peak	5470.000	-33.47	≤ -21.20	PASS
	High	5610	AV	5725.000	-48.86	≤ -41.20	PASS
			AV	5726.522	-48.8	≤ -41.20	PASS
			AV	5735.000	-49.43	≤ -41.20	PASS
			Peak	5725.000	-39.44	≤ -21.20	PASS
			Peak	5727.971	-37.82	≤ -21.20	PASS
			Peak	5735.000	-39.41	≤ -21.20	PASS
	Low	5775	Peak	5650.000	-28.58	≤ -27.00	PASS
			Peak	5700.000	-12.94	≤ 10.00	PASS
			Peak	5720.000	-8.08	≤ 15.60	PASS
			Peak	5725.000	-10.25	≤ 27.00	PASS
	High	5775	Peak	5850.000	-14.87	≤ 15.60	PASS
			Peak	5855.000	-17.4	≤ 27.00	PASS
			Peak	5875.000	-22.11	≤ 15.60	PASS
			Peak	5925.000	-35.95	≤ 10.00	PASS

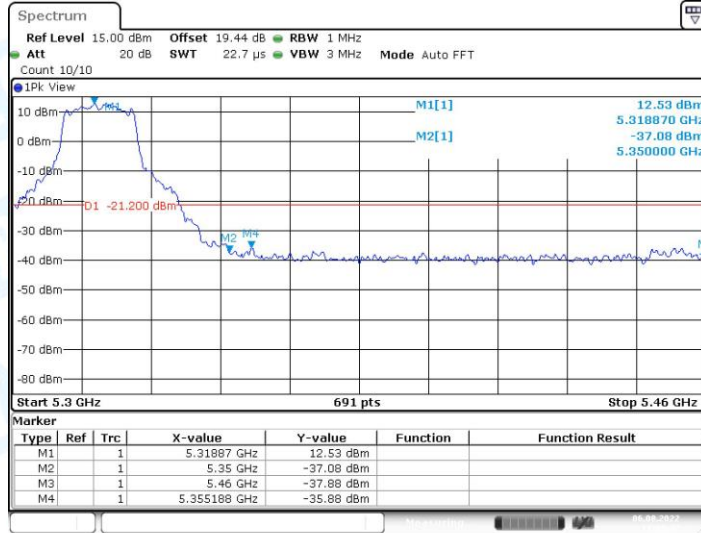
Note:

1. The Antenna Gain is compensated in the graph.
2. For transmitters operating in 5150-5350 GHz band and 5470-5725 GHz band: The limit in dBm for average detector is conversion from 54dBuV/m, according to 15.209(a). The limit in dBm for peak detector is 20dB above the limit of average detector in dBm.

7.2. Test Graphs

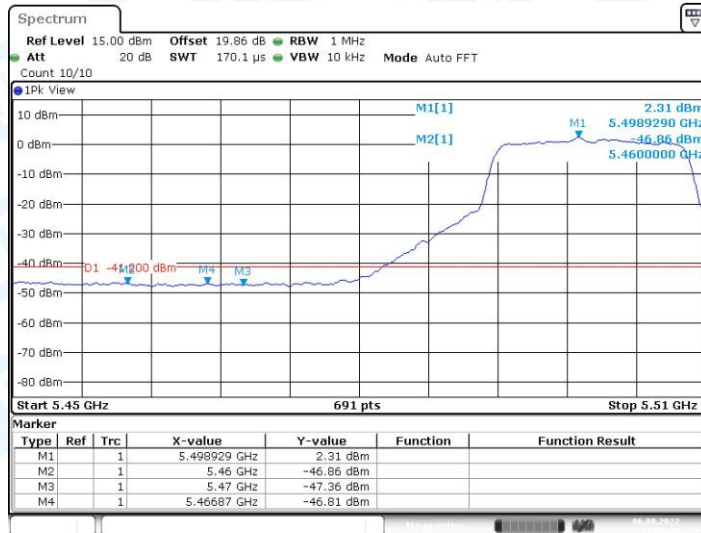


11A_Ant1_High_5320_Peak



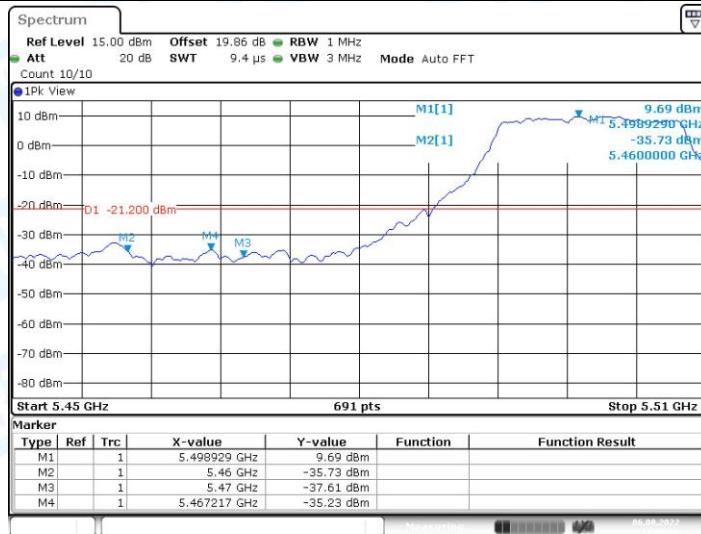
Date: 6.AUG.2022 11:03:47

11A_Ant1_Low_5500_AV



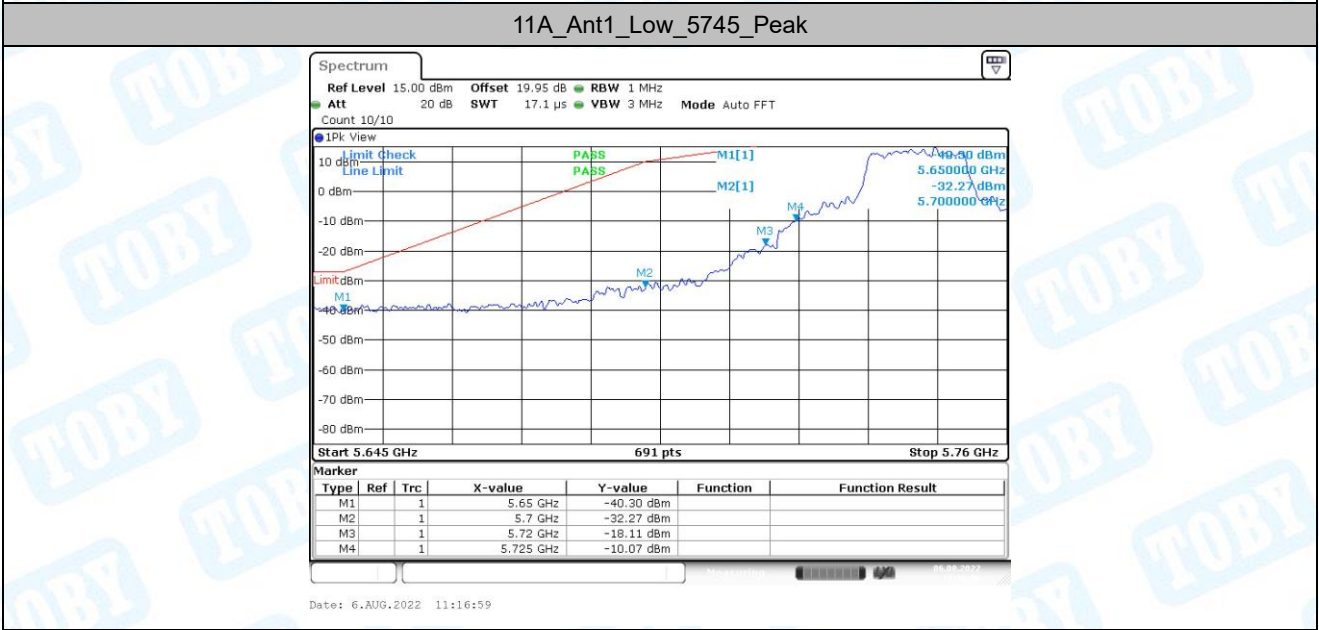
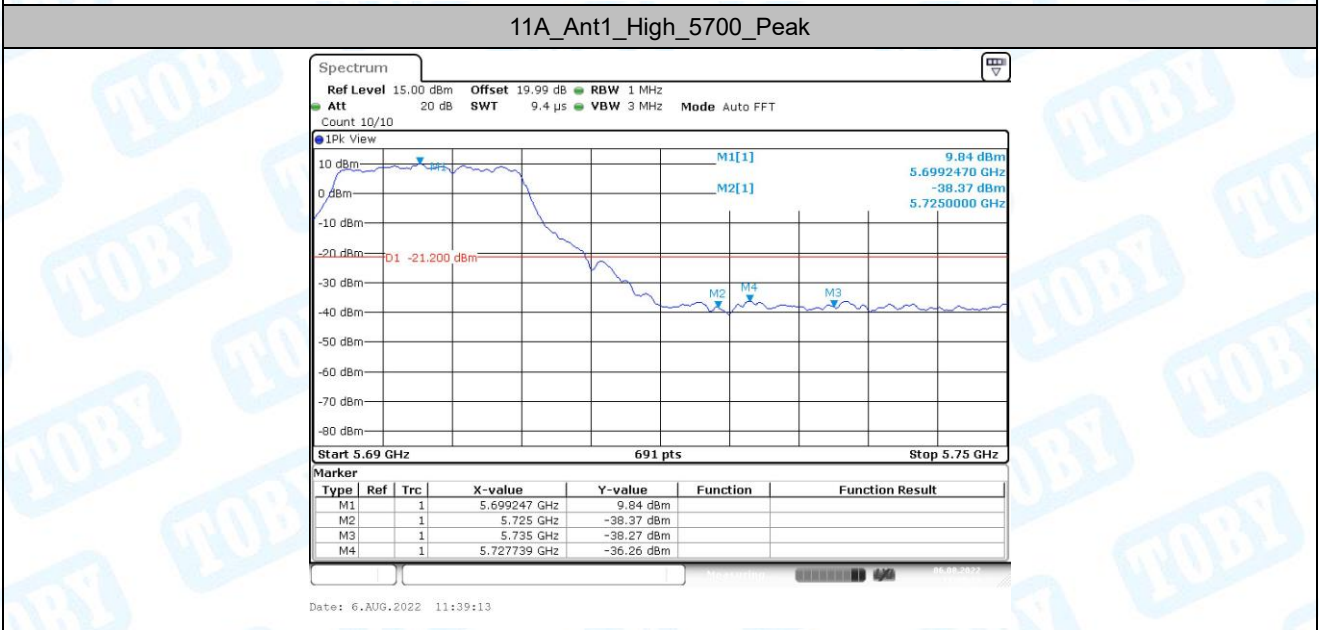
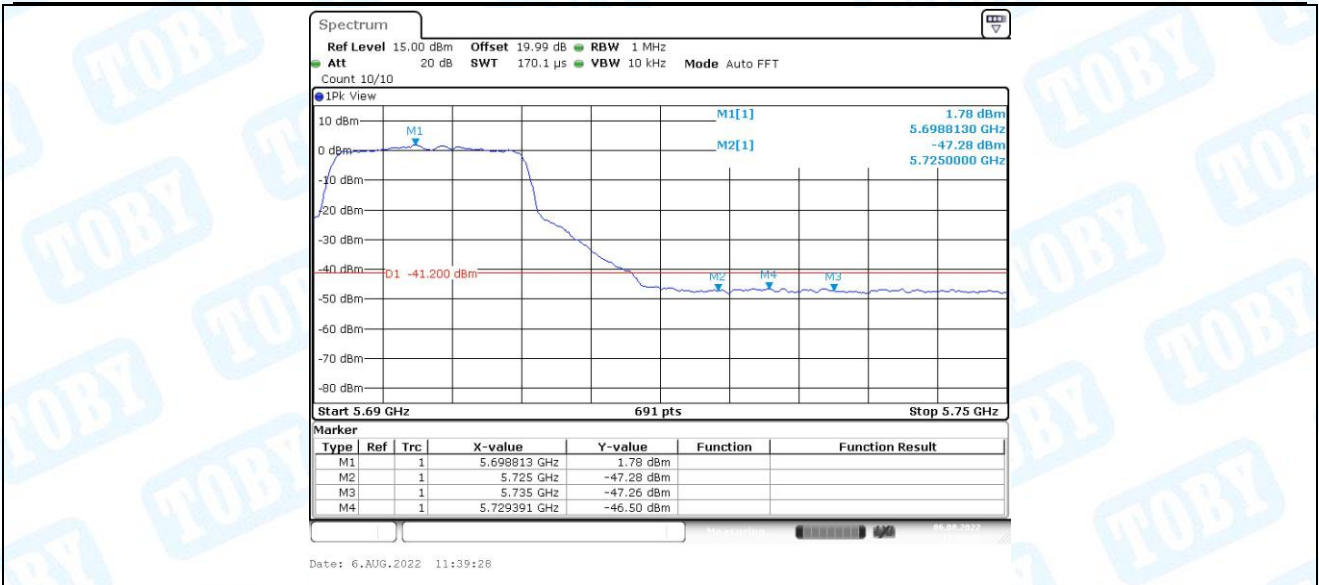
Date: 6.AUG.2022 11:37:16

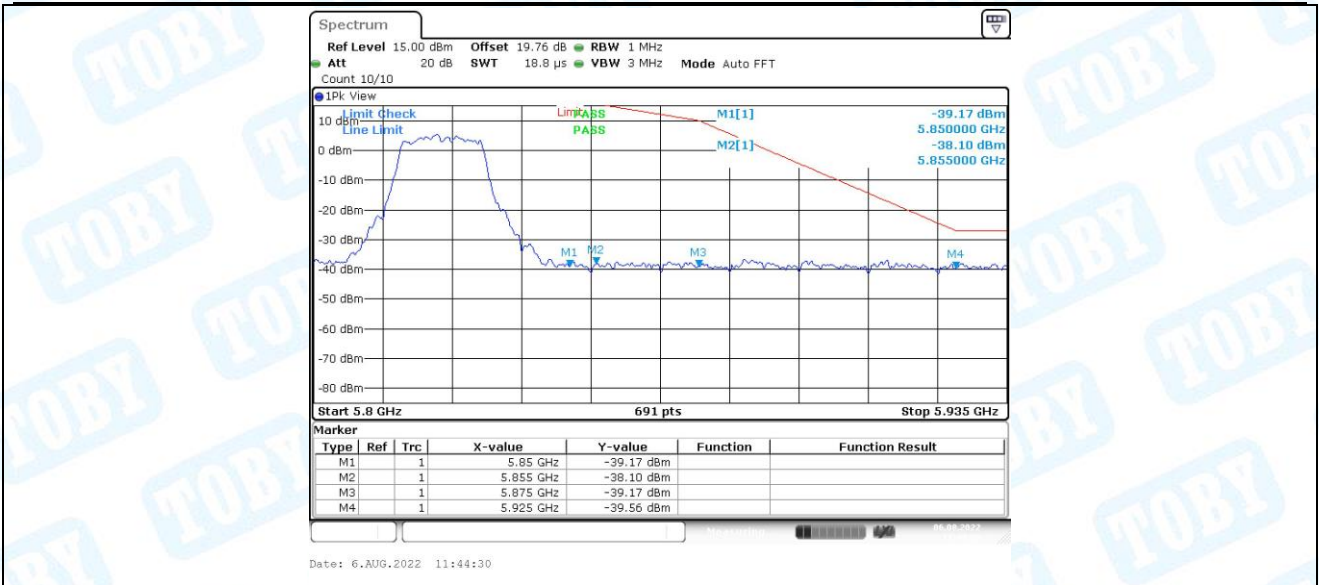
11A_Ant1_Low_5500_Peak



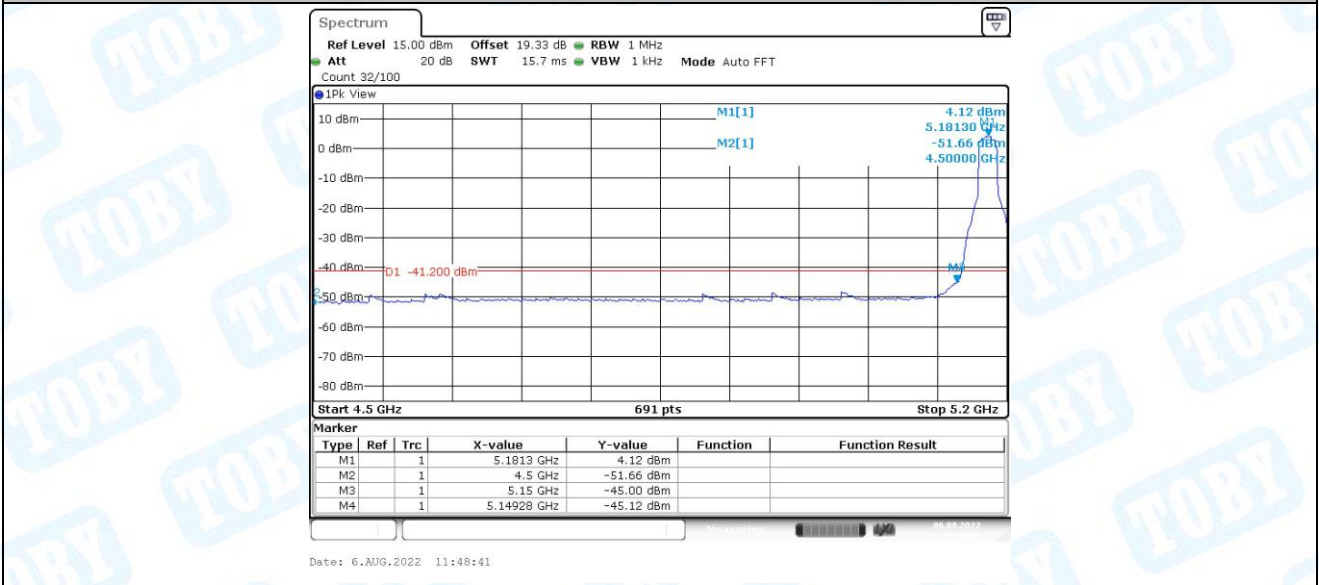
Date: 6.AUG.2022 11:37:00

11A_Ant1_High_5700_AV

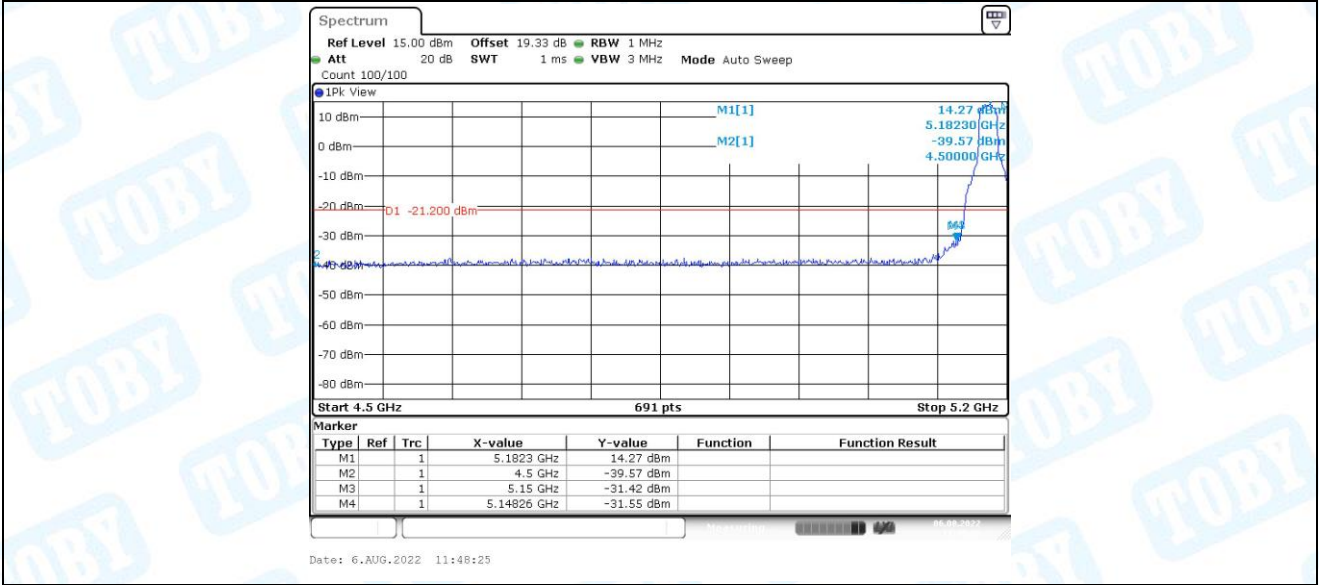




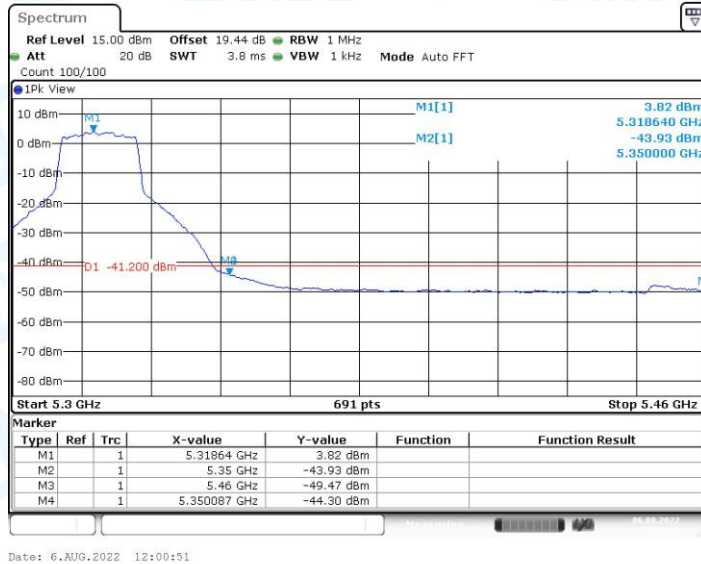
11N20SISO_Ant1_Low_5180_AV



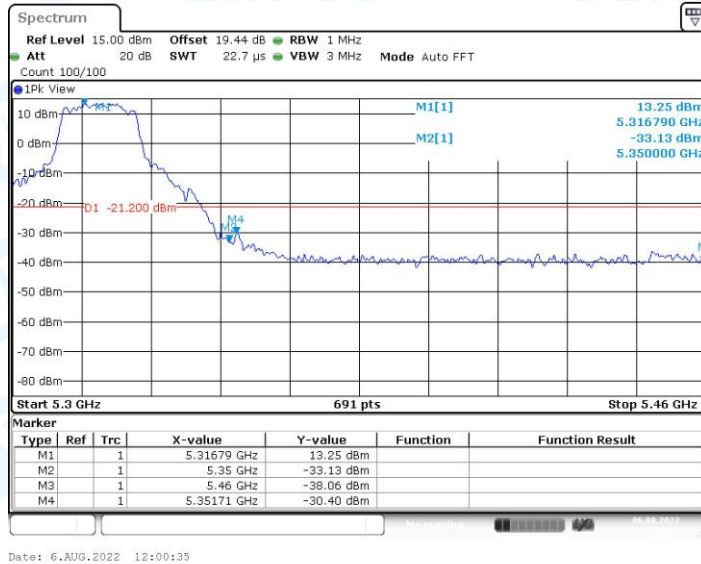
11N20SISO_Ant1_Low_5180_Peak



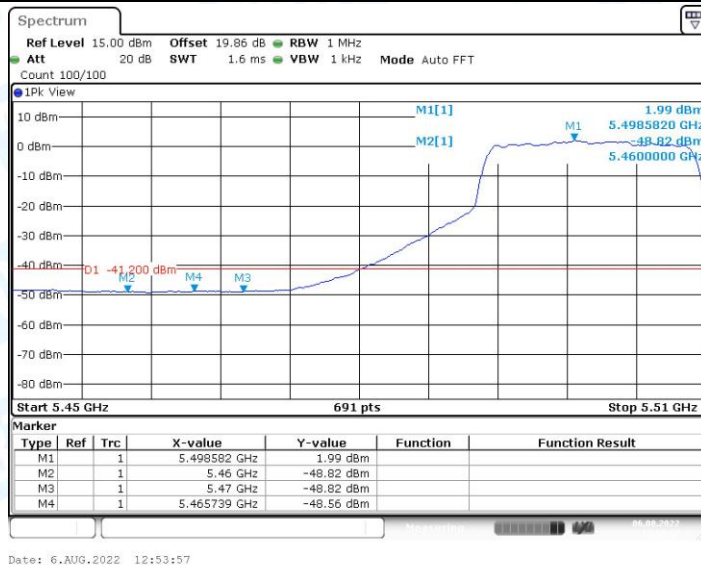
11N20SISO_Ant1_High_5320_AV



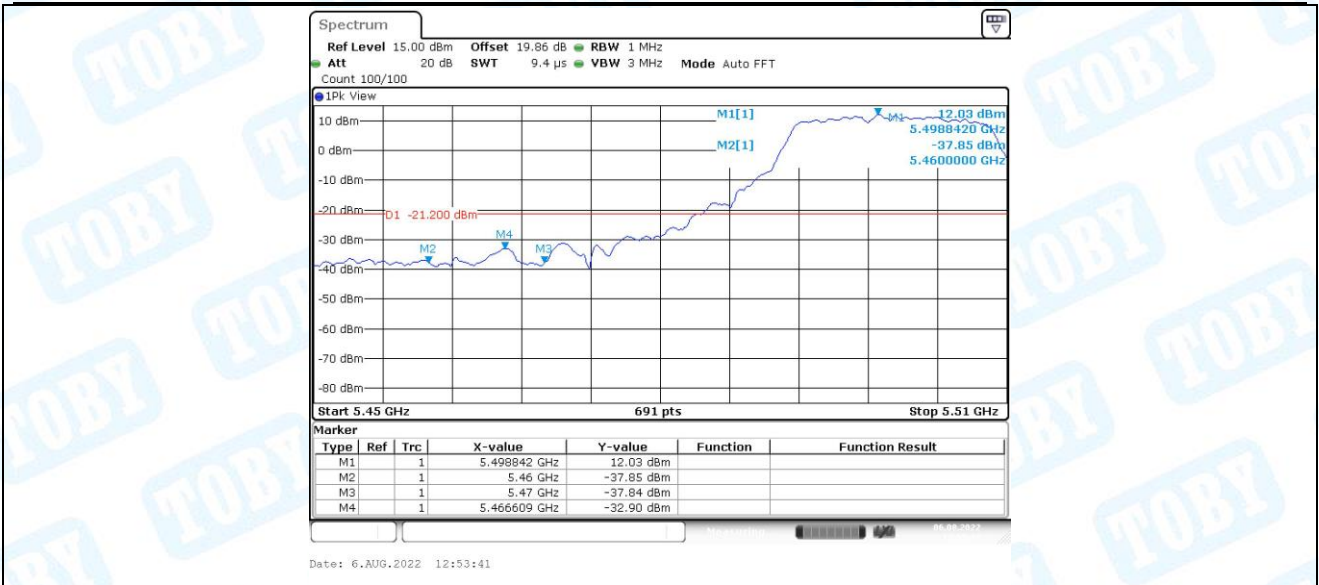
11N20SISO_Ant1_High_5320_Peak



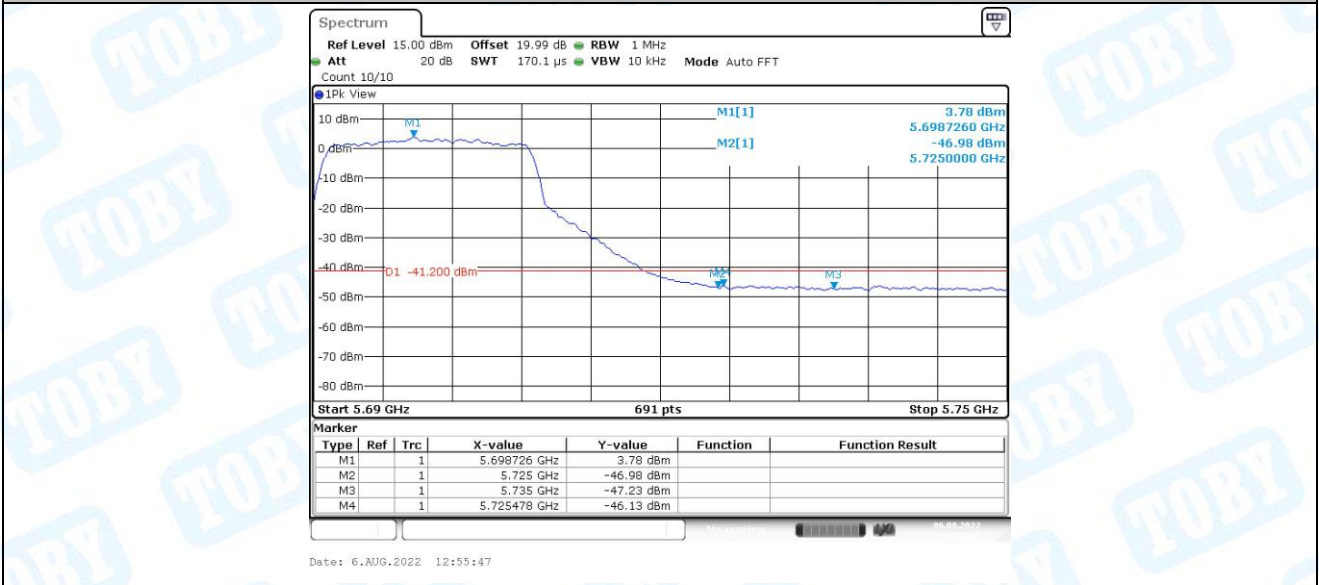
11N20SISO_Ant1_Low_5500_AV



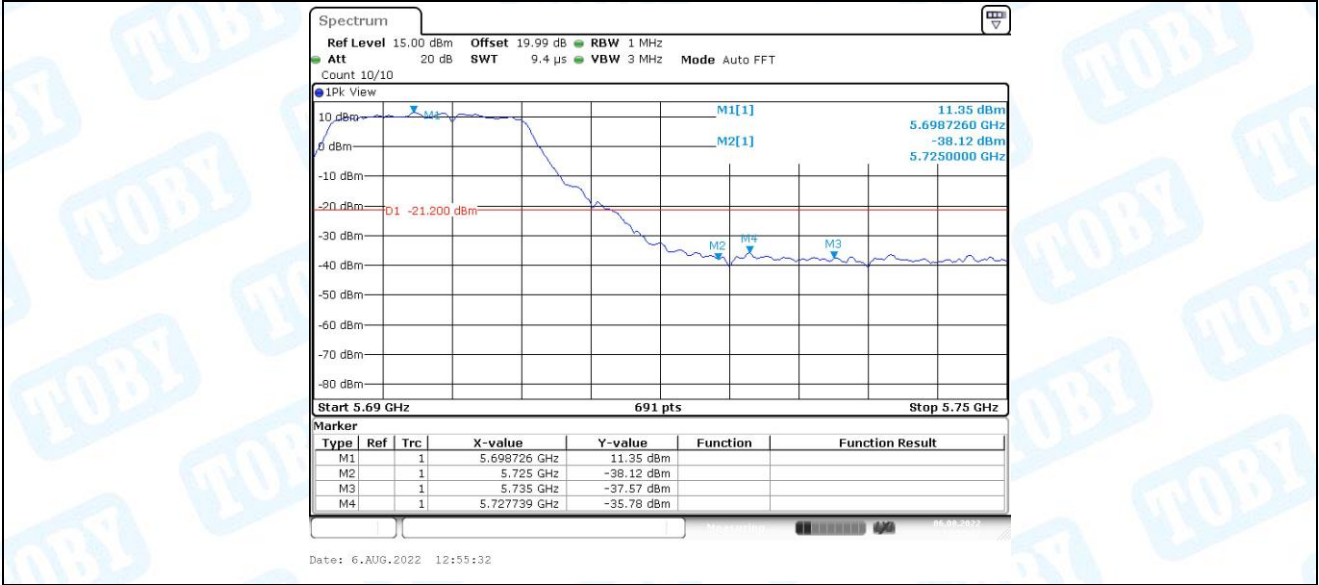
11N20SISO_Ant1_Low_5500_Peak



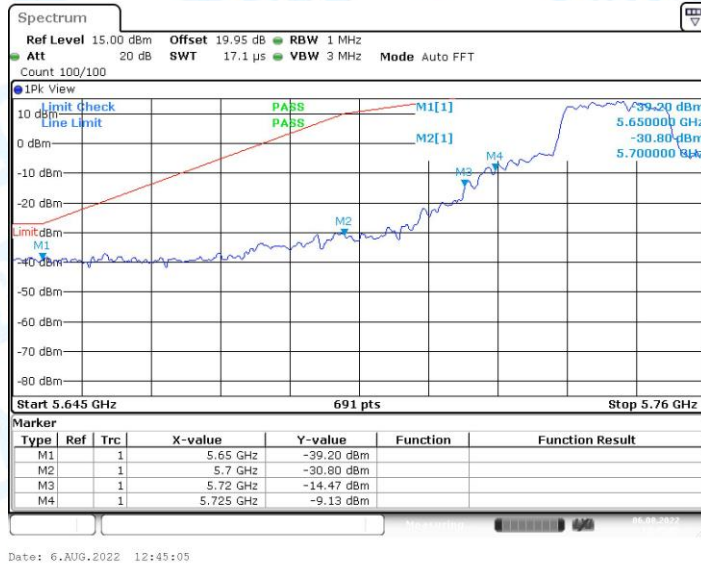
11N20SISO_Ant1_High_5700_AV



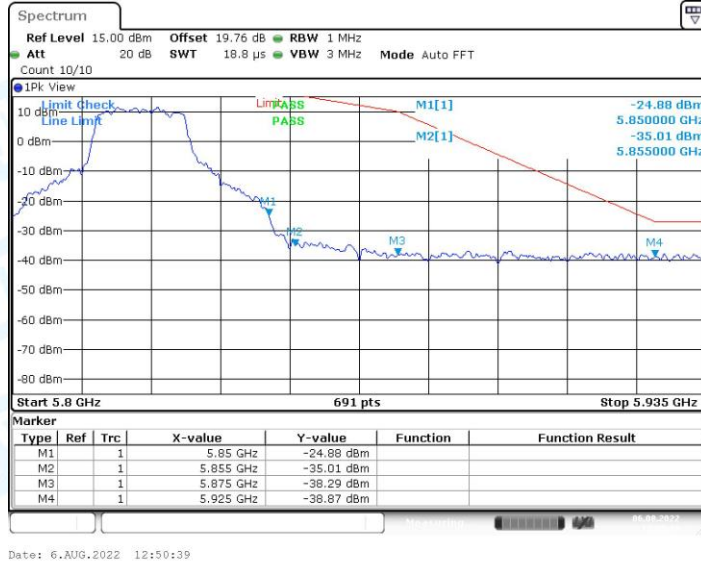
11N20SISO_Ant1_High_5700_Peak



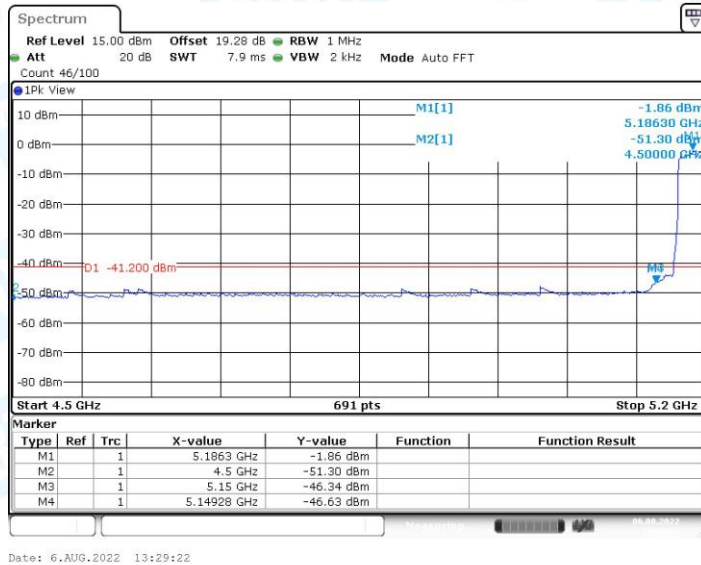
11N20SISO_Ant1_Low_5745_Peak



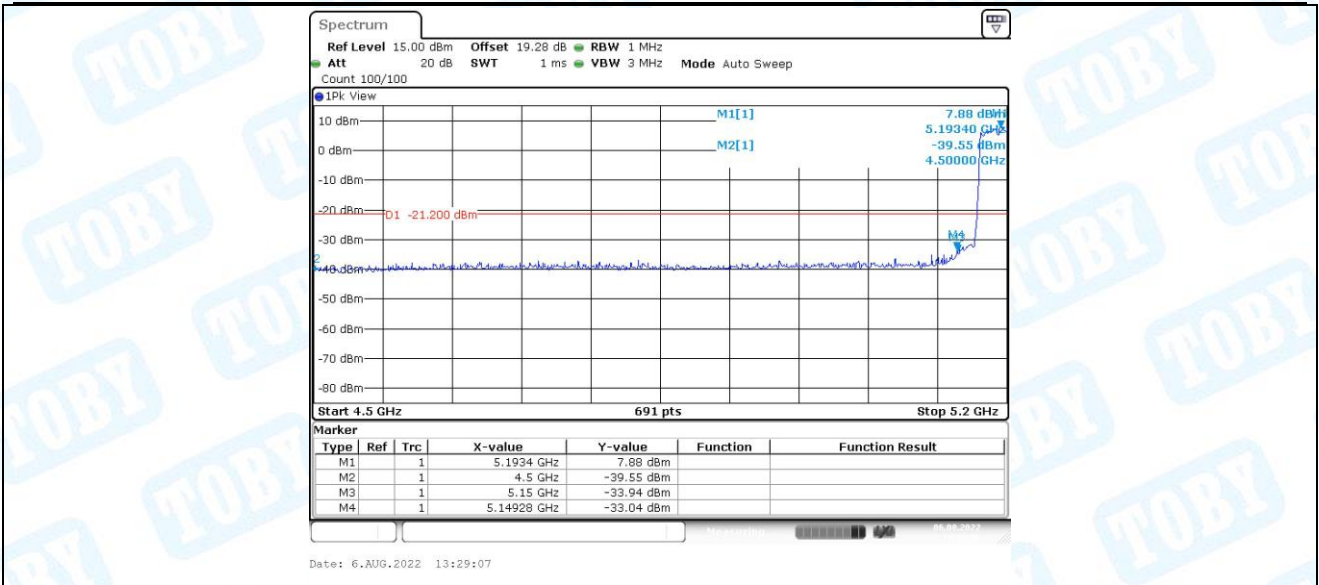
11N20SISO_Ant1_High_5825_Peak



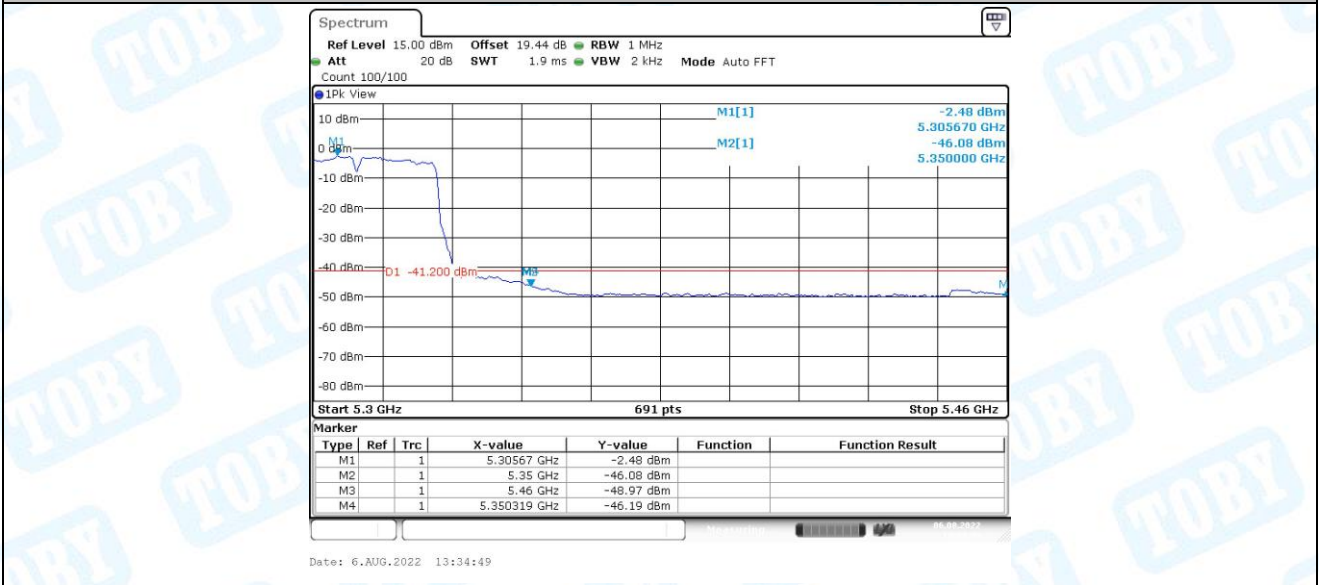
11N40SISO_Ant1_Low_5190_AV



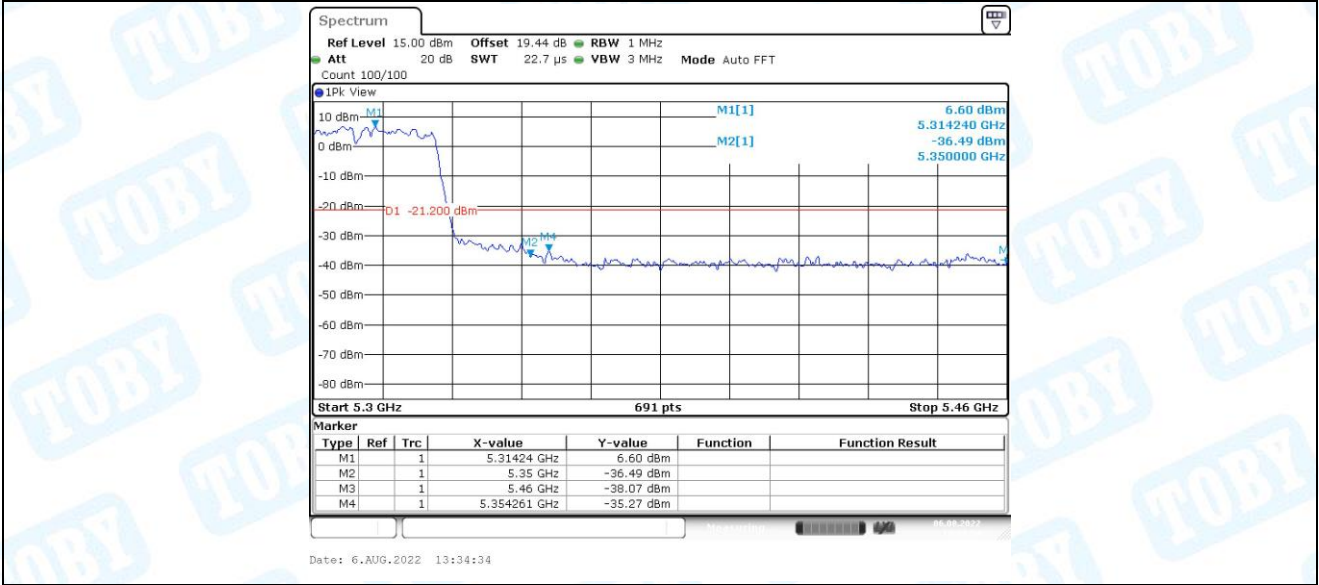
11N40SISO_Ant1_Low_5190_Peak



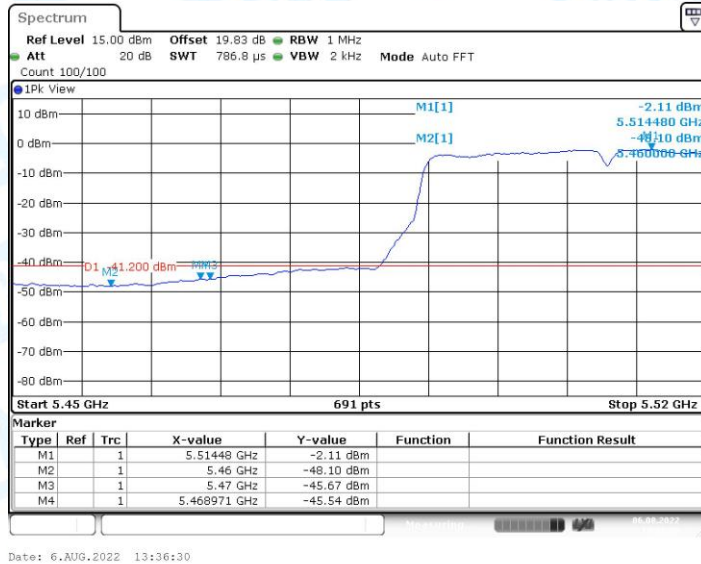
11N40SISO_Ant1_High_5310_AV



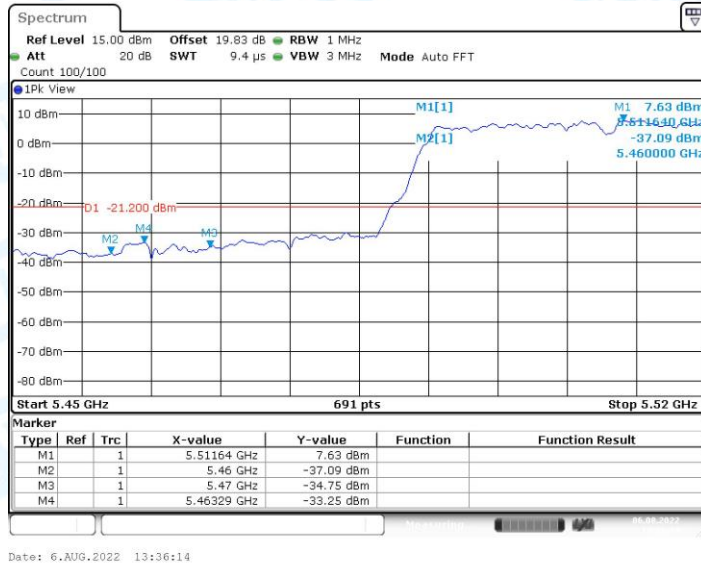
11N40SISO_Ant1_High_5310_Peak



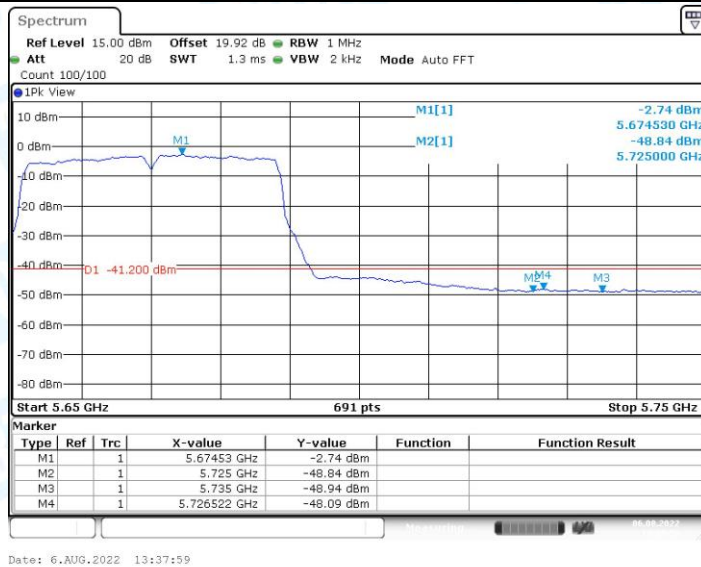
11N40SISO_Ant1_Low_5510_AV



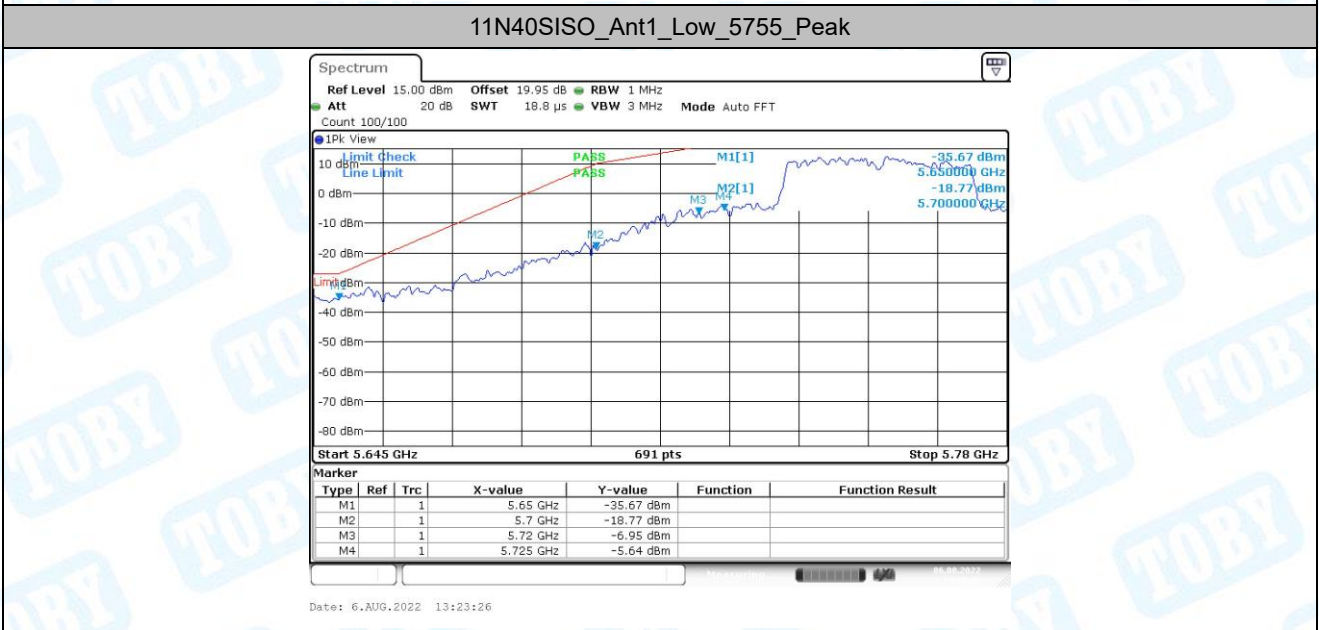
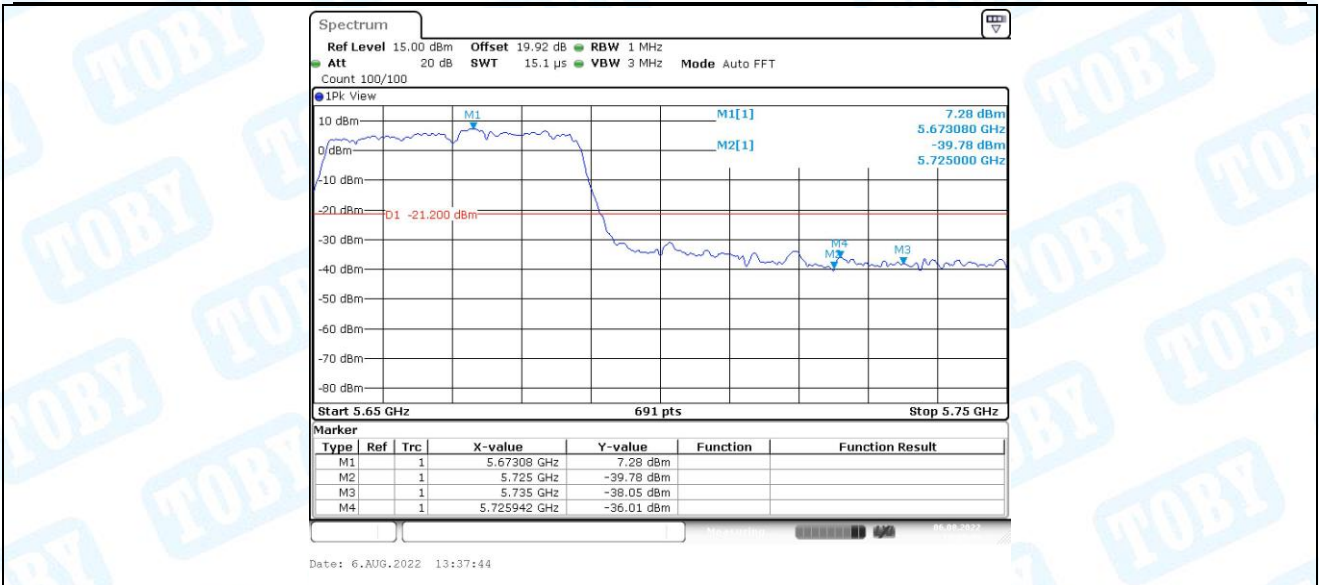
11N40SISO_Ant1_Low_5510_Peak

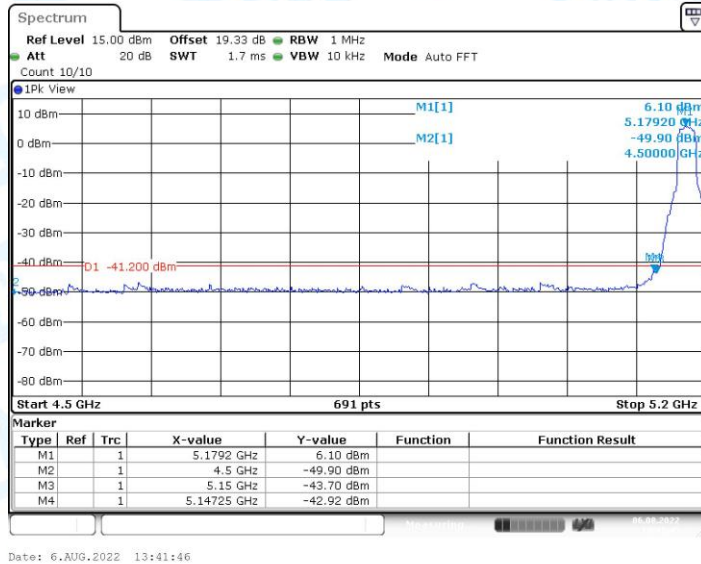


11N40SISO_Ant1_High_5670_AV

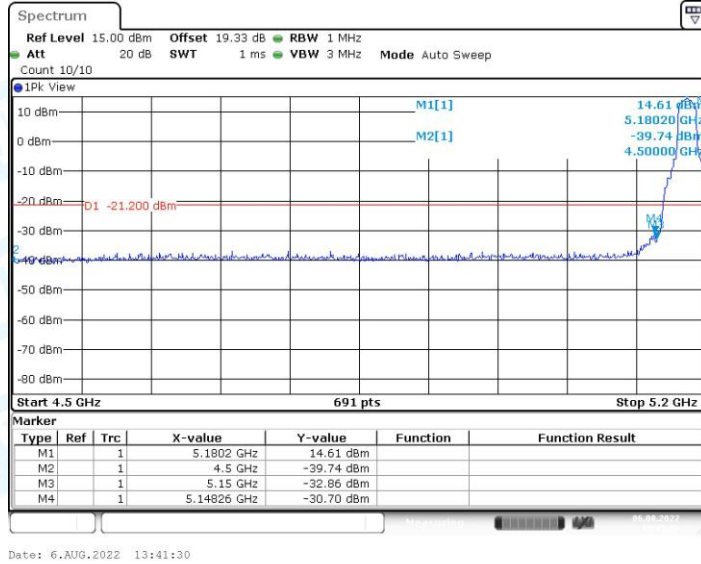


11N40SISO_Ant1_High_5670_Peak

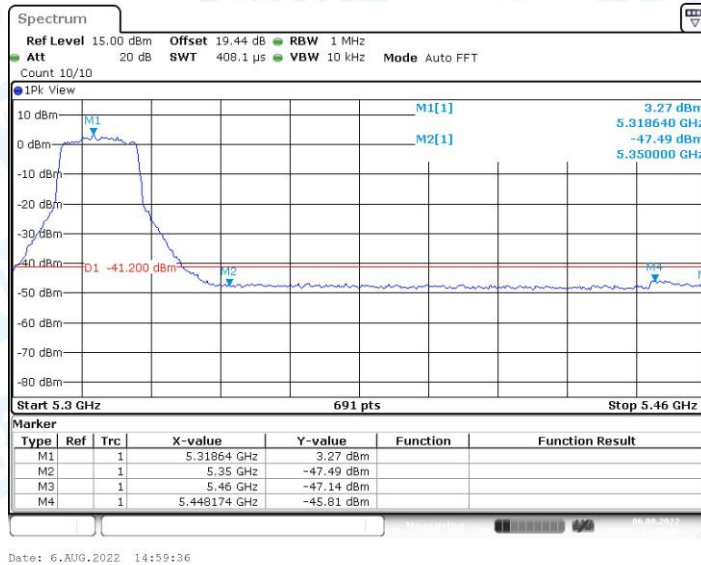




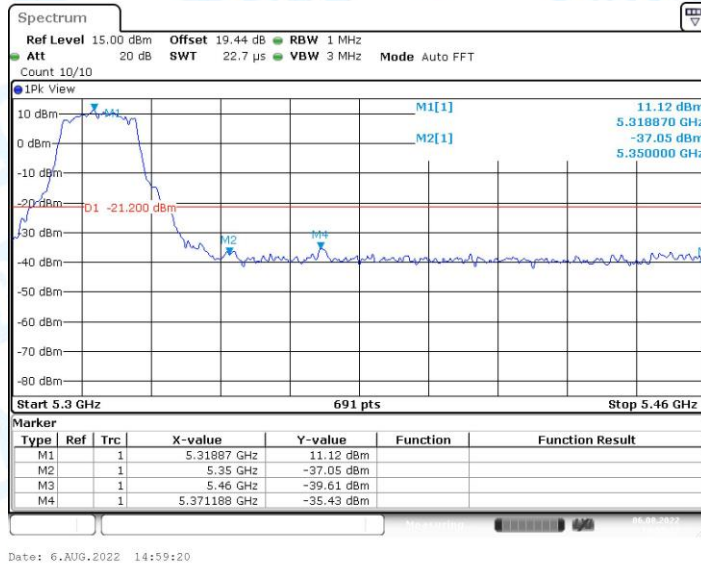
11AC20SISO_Ant1_Low_5180_Peak



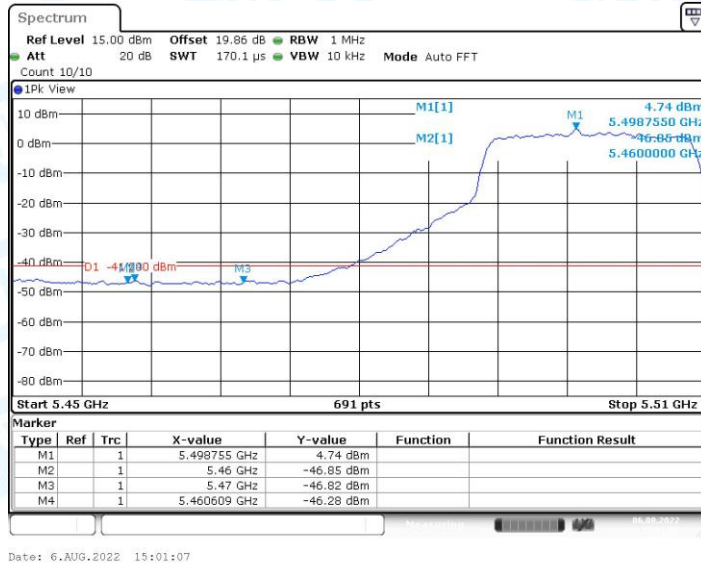
11AC20SISO_Ant1_High_5320_AV



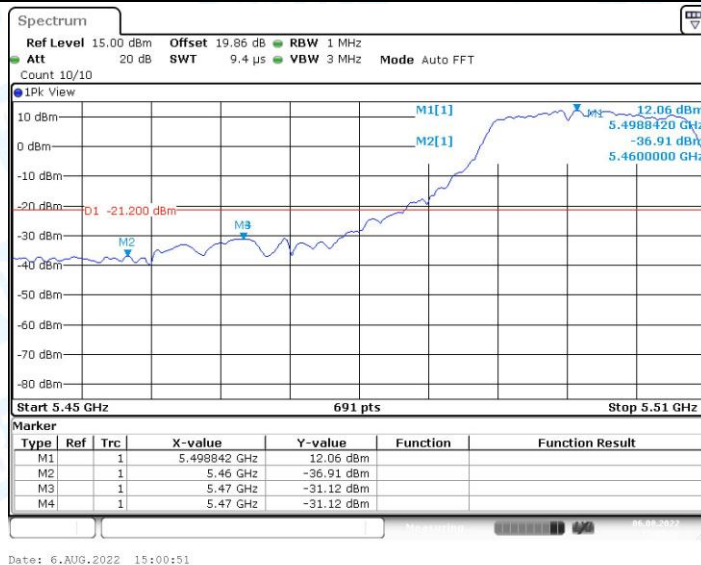
11AC20SISO_Ant1_High_5320_Peak



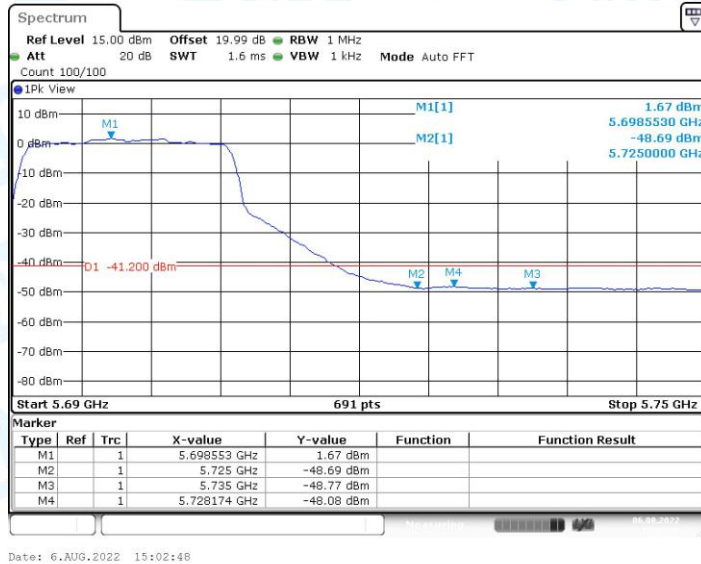
11AC20SISO_Ant1_Low_5500_AV



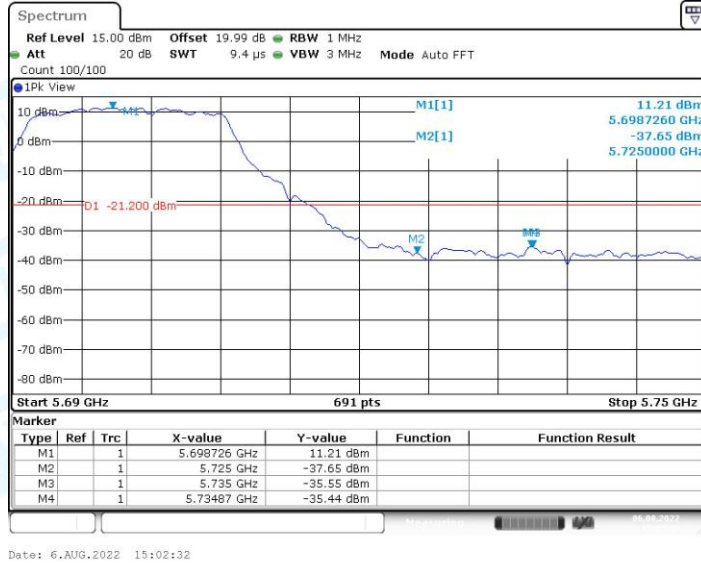
11AC20SISO_Ant1_Low_5500_Peak



11AC20SISO_Ant1_High_5700_AV



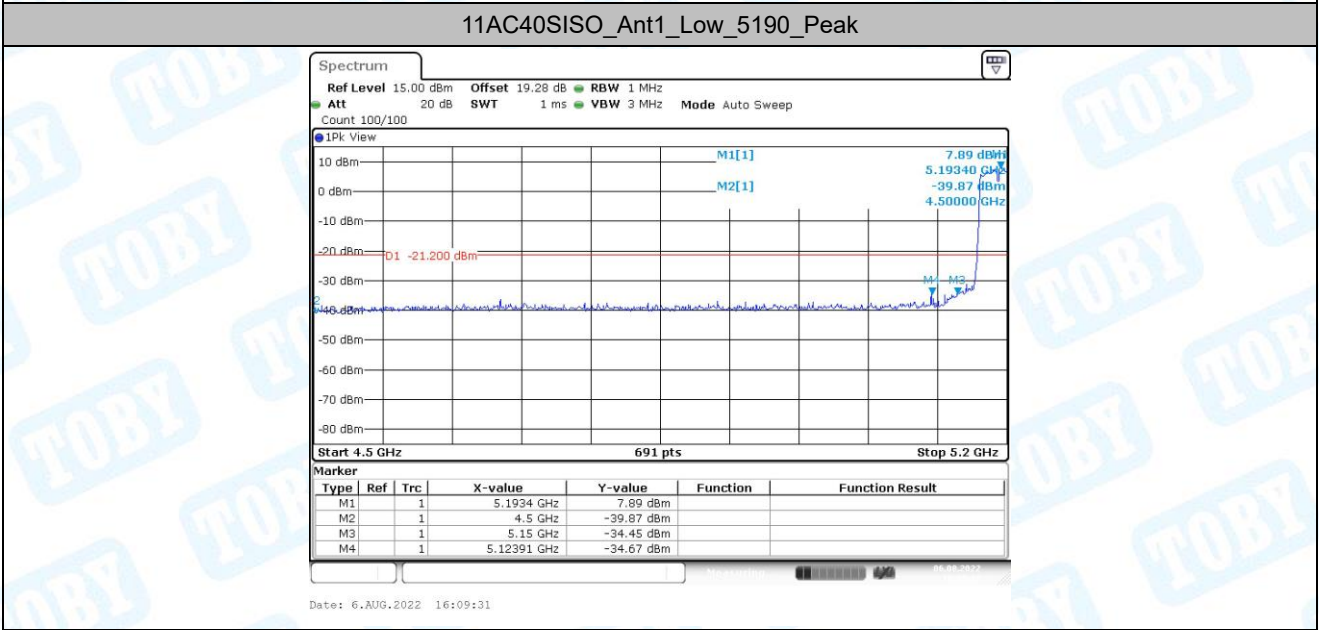
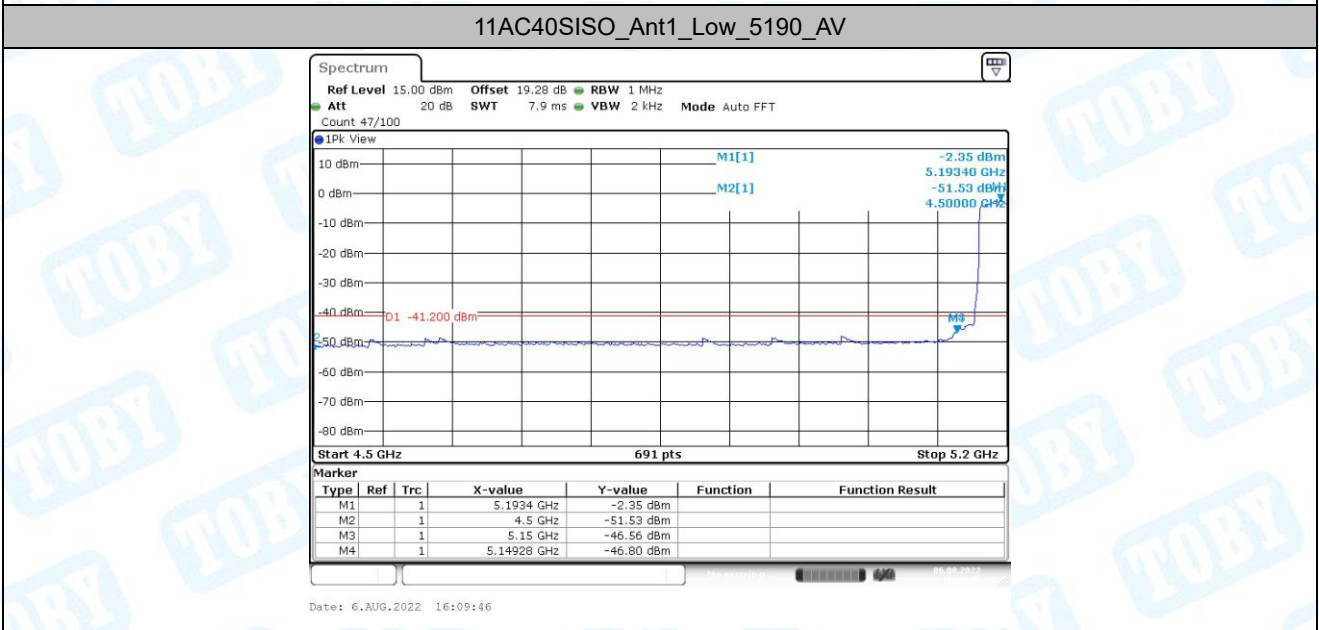
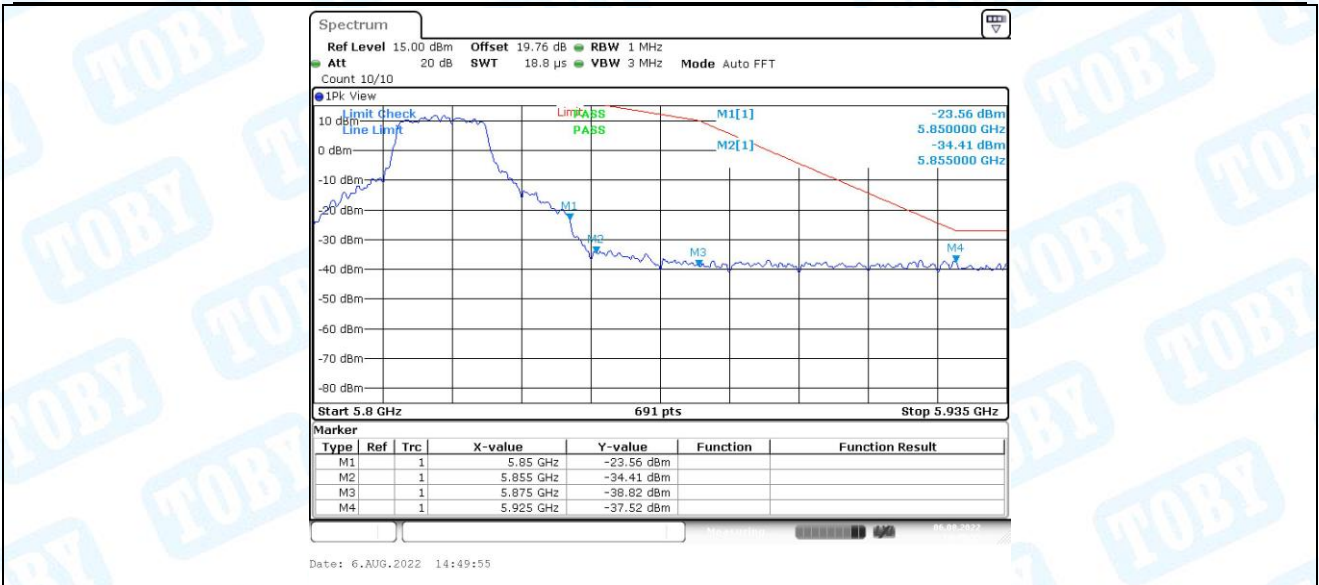
11AC20SISO_Ant1_High_5700_Peak

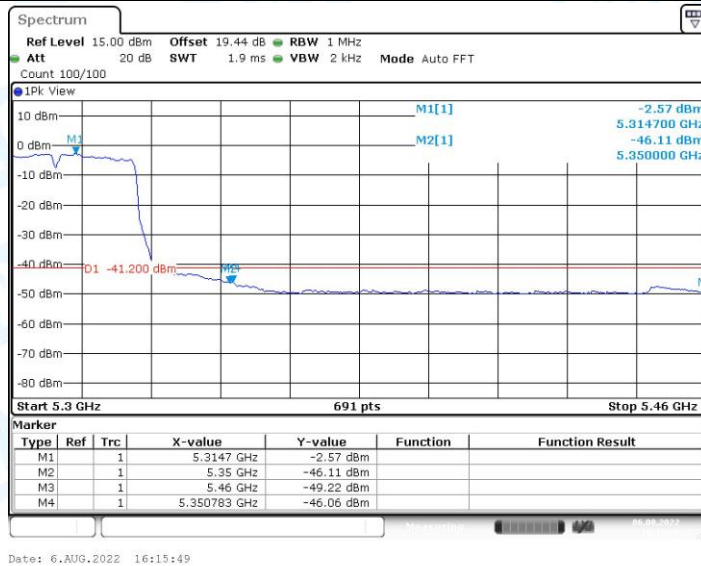


11AC20SISO_Ant1_Low_5745_Peak

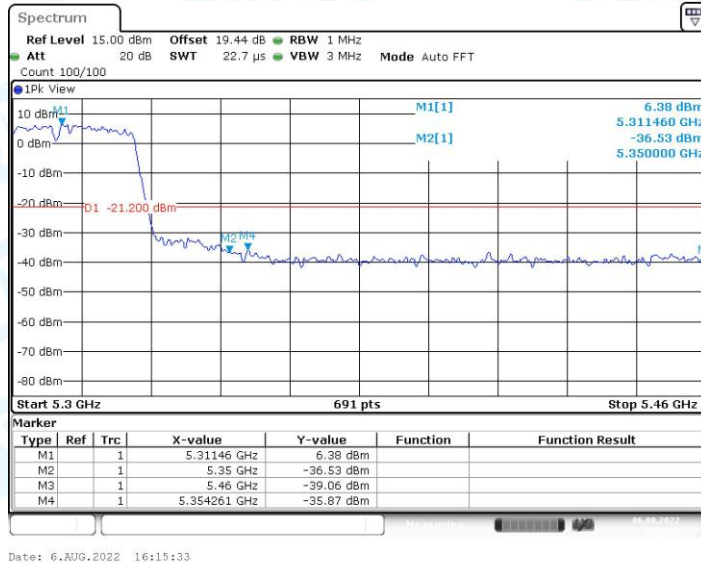


11AC20SISO_Ant1_High_5825_Peak

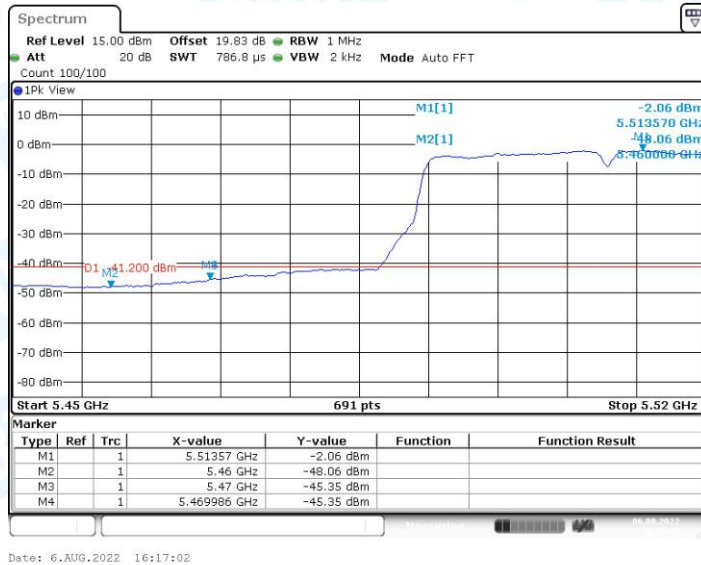




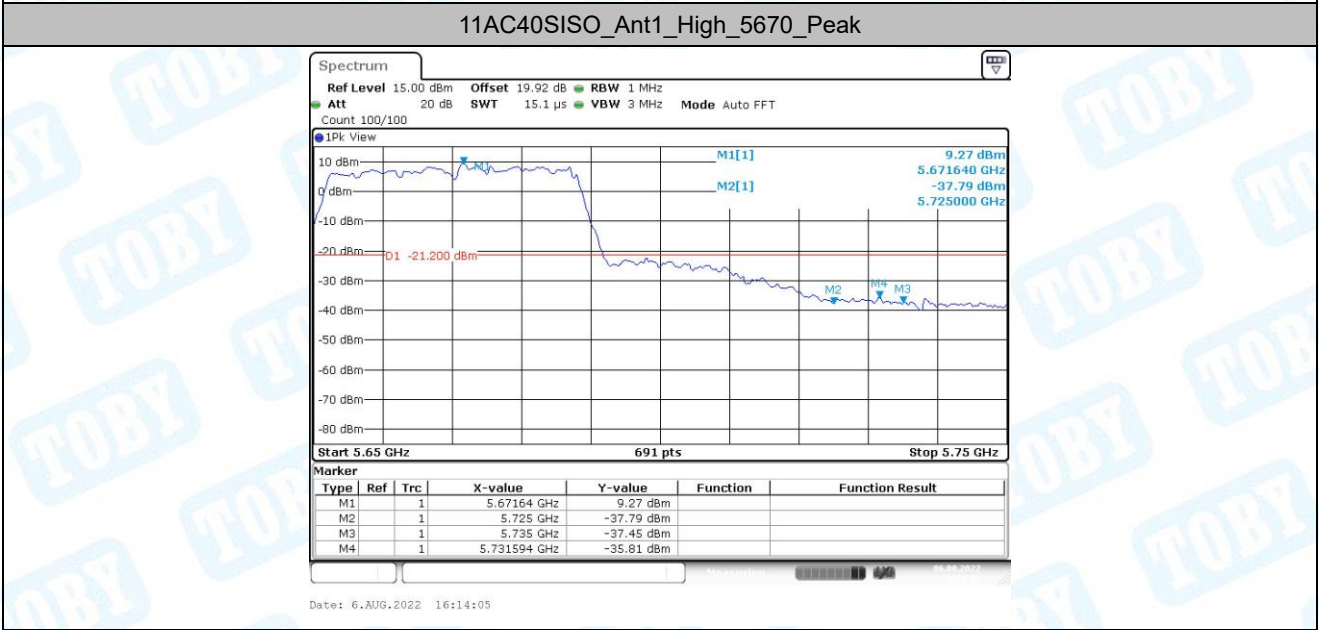
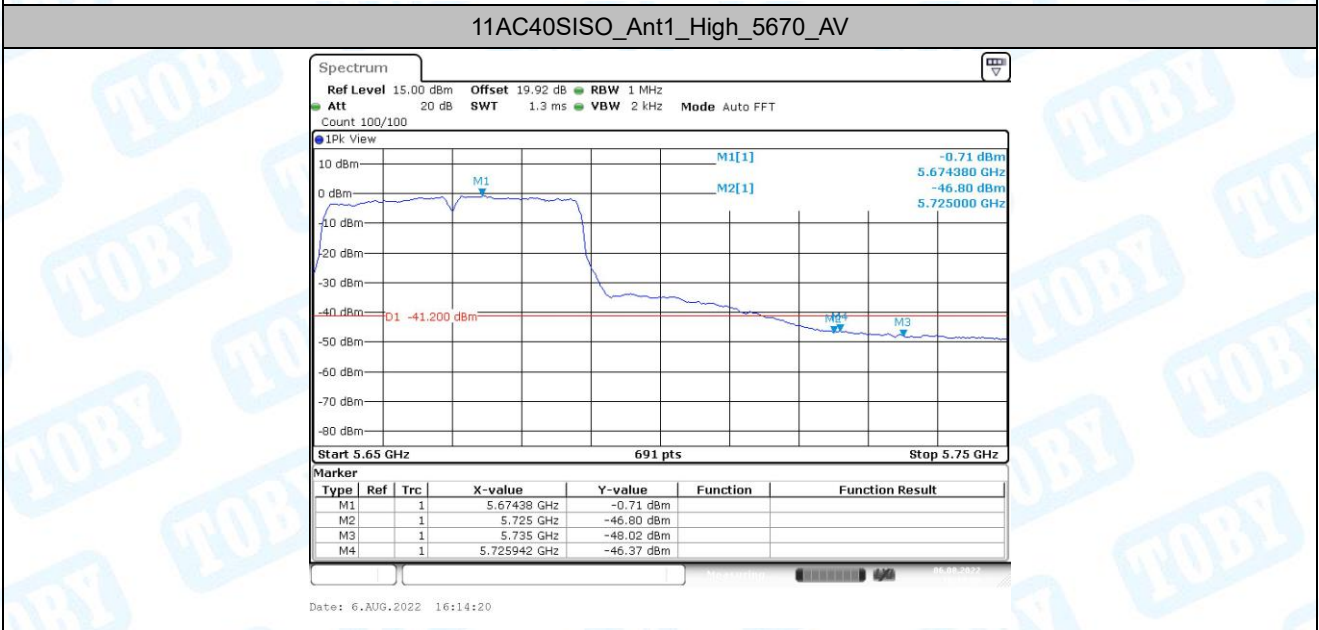
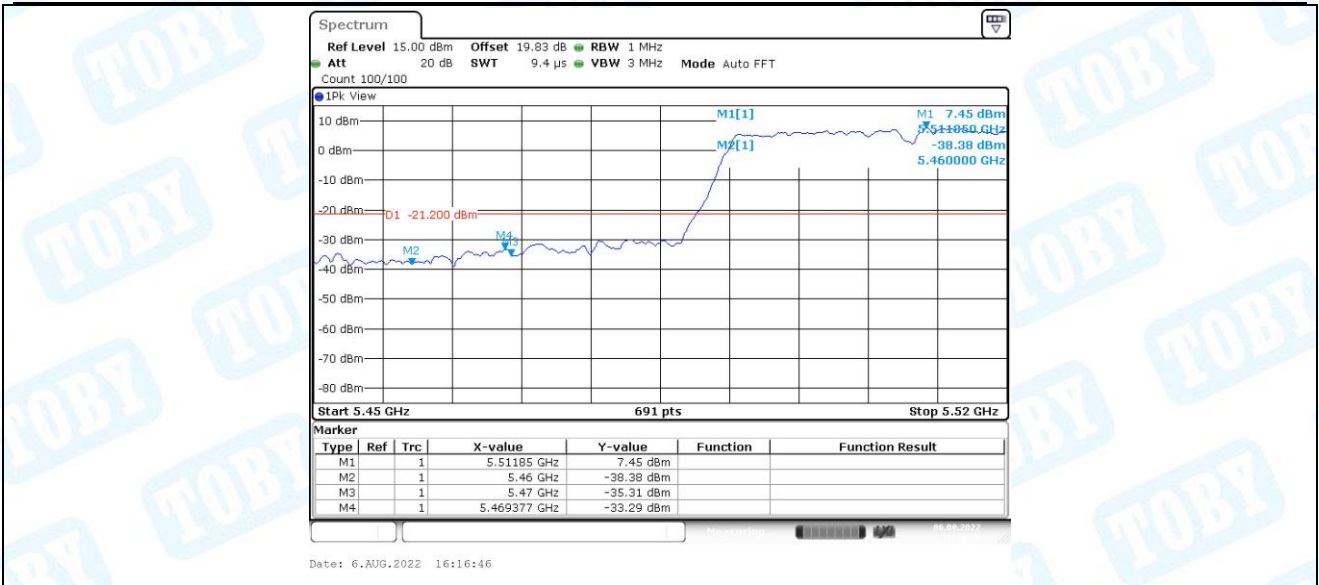
11AC40SISO_Ant1_High_5310_Peak

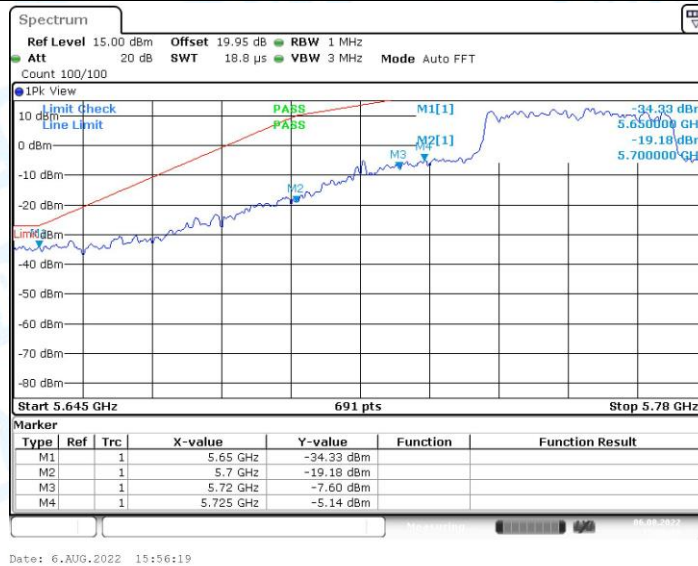


11AC40SISO_Ant1_Low_5510_AV

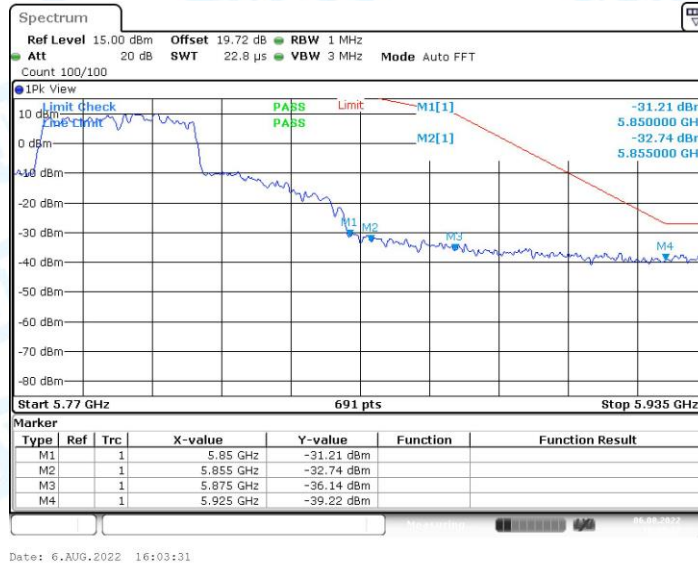


11AC40SISO_Ant1_Low_5510_Peak

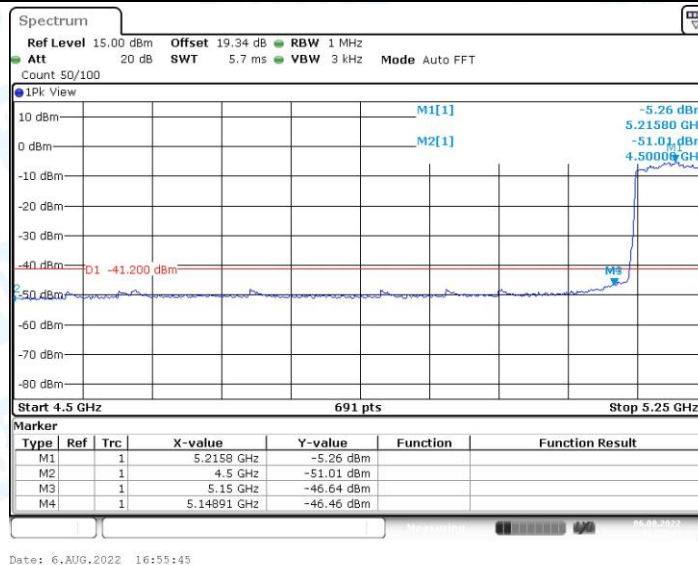




11AC40SISO_Ant1_High_5795_Peak



11AC80SISO_Ant1_Low_5210_AV



11AC80SISO_Ant1_Low_5210_Peak