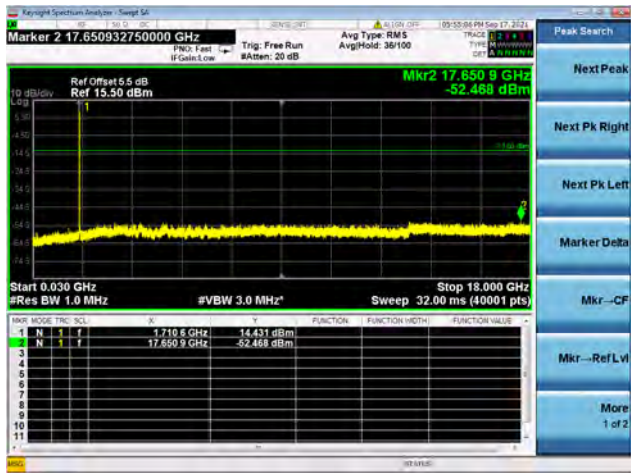
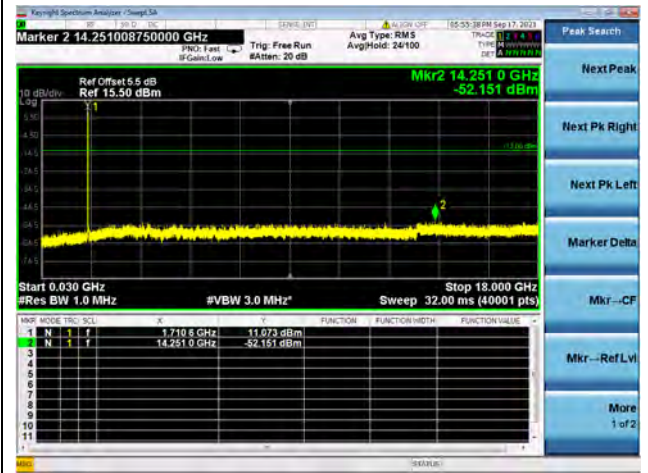




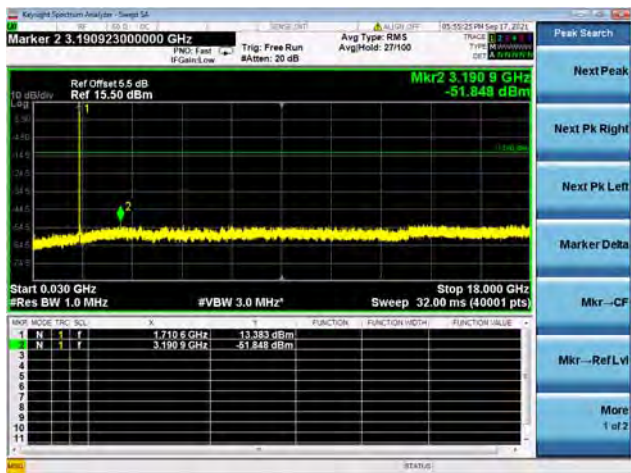
Band66 / 5MHz / Low CH / QPSK



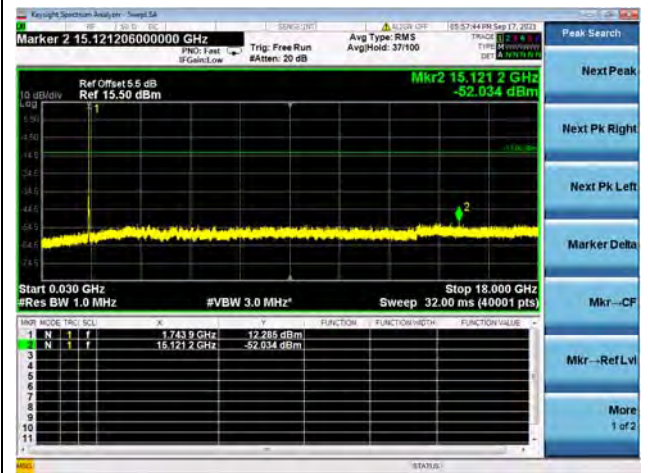
Band66 / 5MHz / Low CH / 16QAM



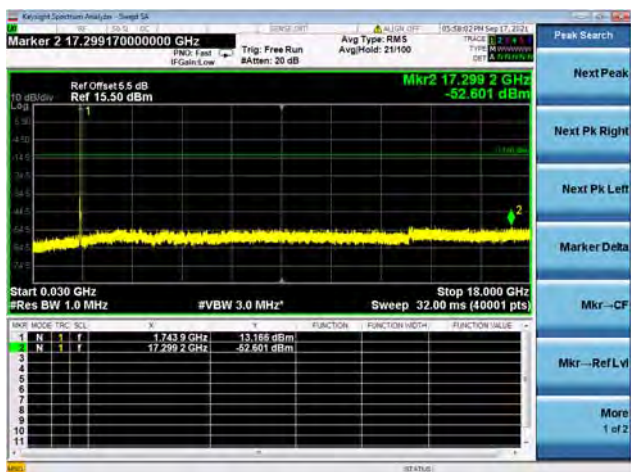
Band66 / 5MHz / Low CH / 64QAM



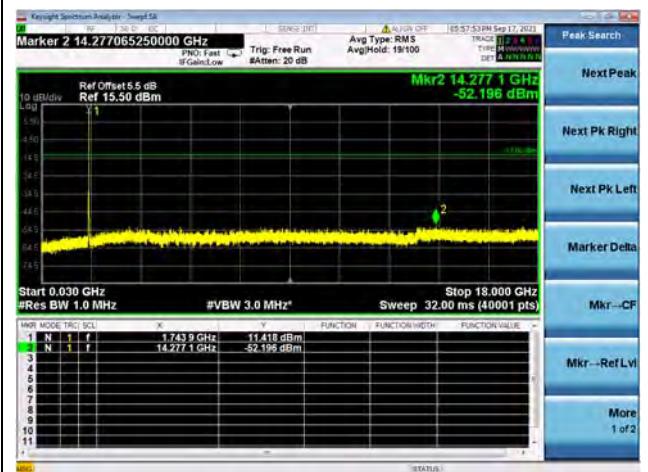
Band66 / 5MHz / Mid CH / QPSK



Band66 / 5MHz / Mid CH / 16QAM

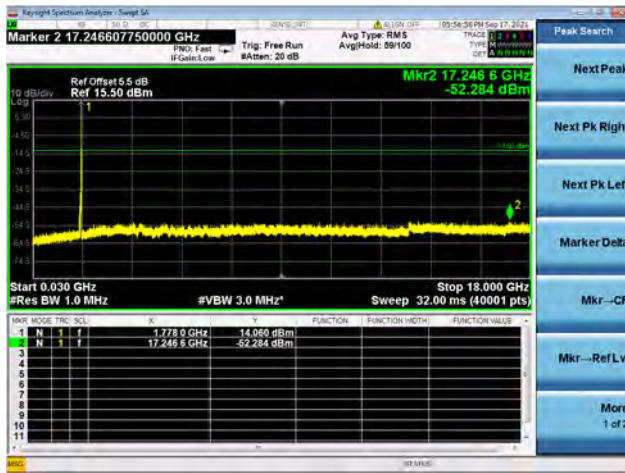


Band66 / 5MHz / Mid CH / 64QAM

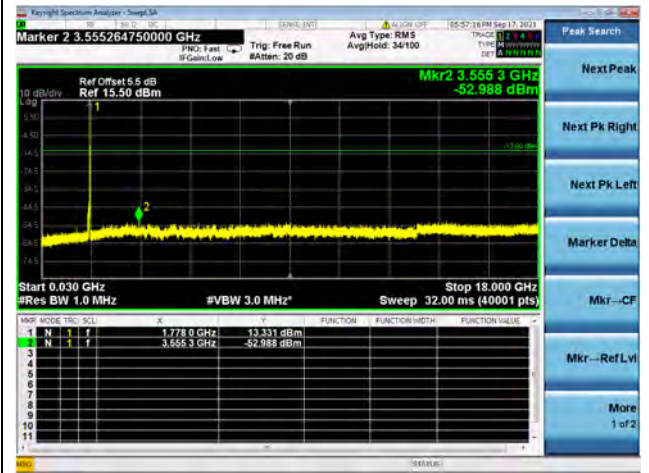




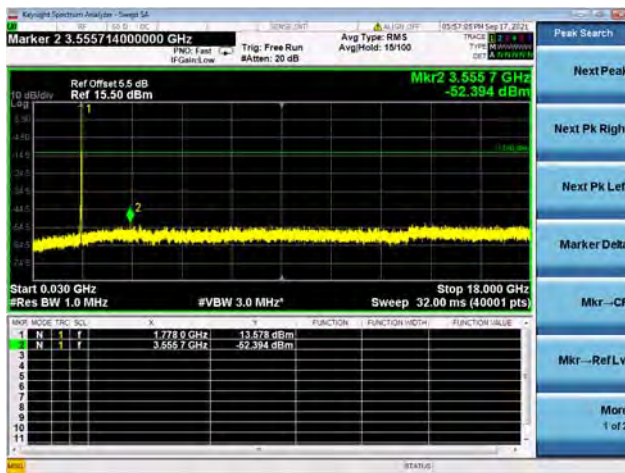
Band66 / 5MHz / High CH / QPSK



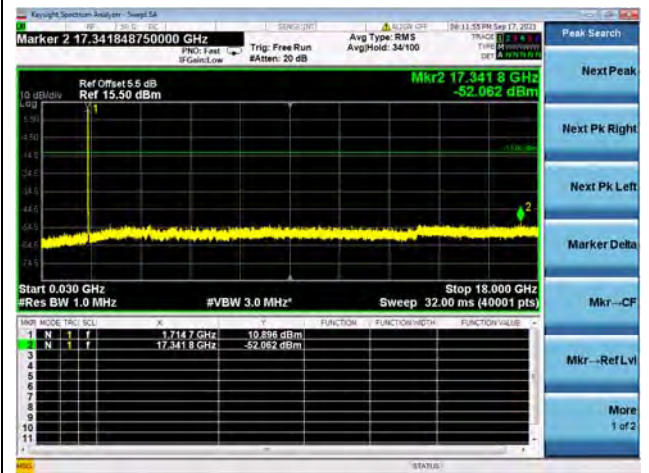
Band66 / 5MHz / High CH / 16QAM



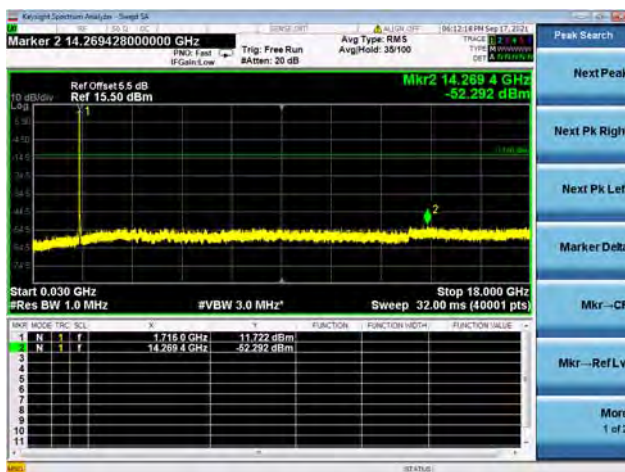
Band66 / 5MHz / High CH / 64QAM



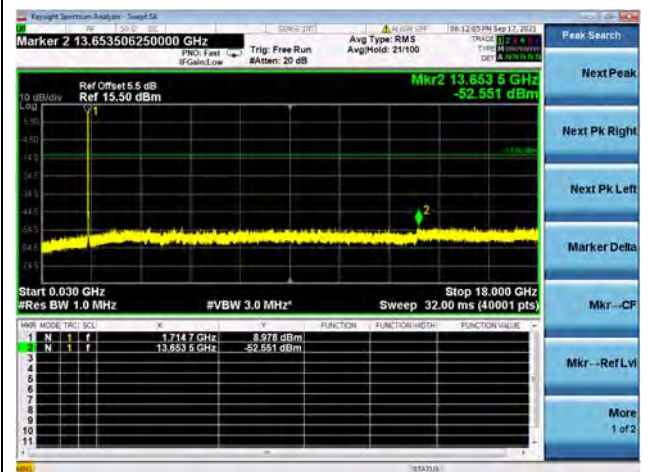
Band66 / 10MHz / Low CH / QPSK



Band66 / 10MHz / Low CH / 16QAM

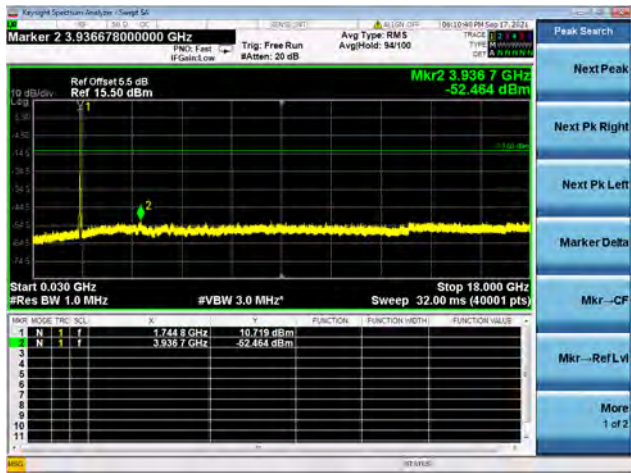


Band66 / 10MHz / Low CH / 64QAM

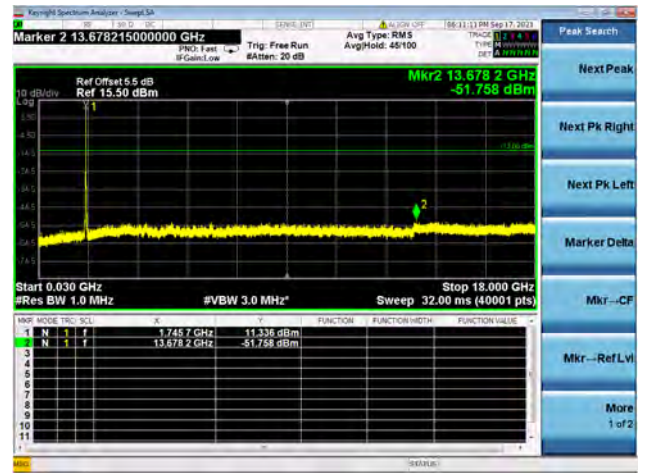




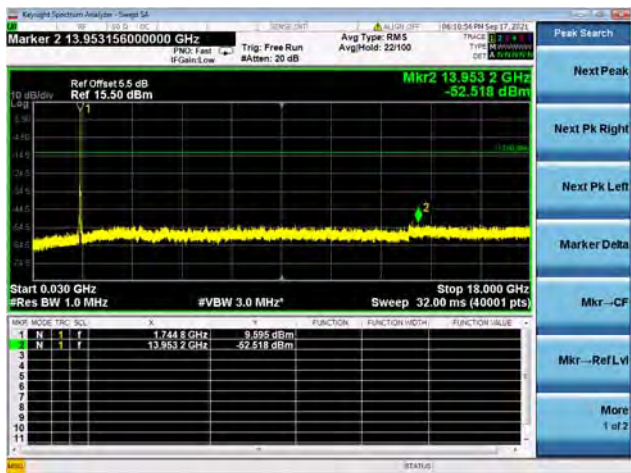
Band66 / 10MHz / Mid CH / QPSK



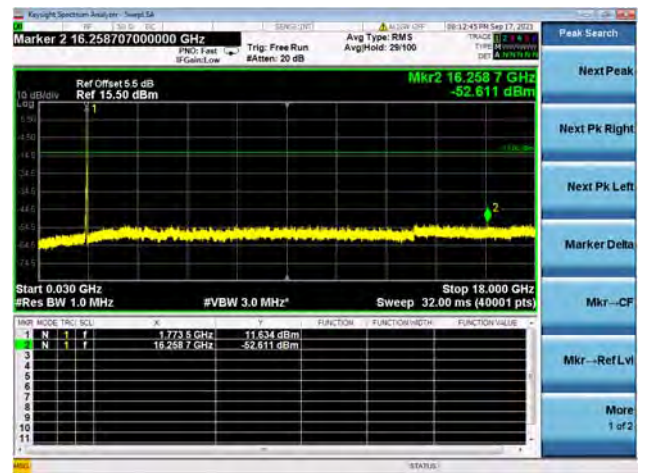
Band66 / 10MHz / Mid CH / 16QAM



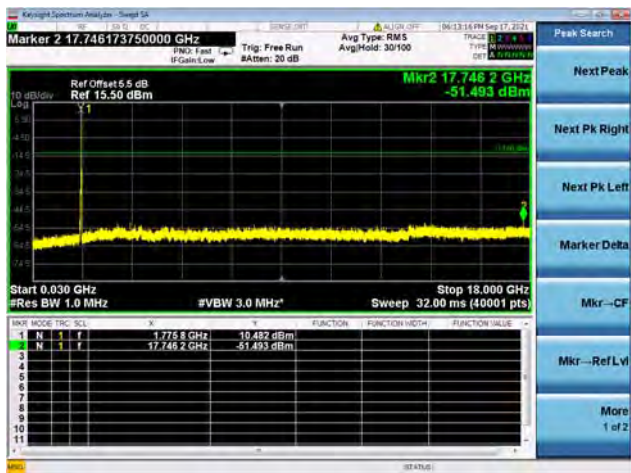
Band66 / 10MHz / Mid CH / 64QAM



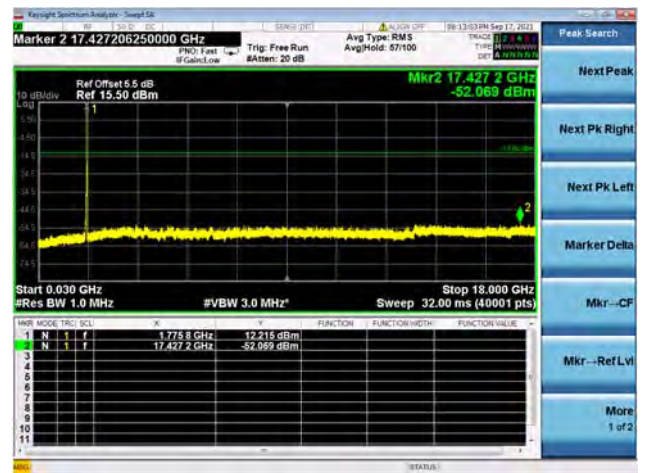
Band66 / 10MHz / High CH / QPSK



Band66 / 10MHz / High CH / 16QAM

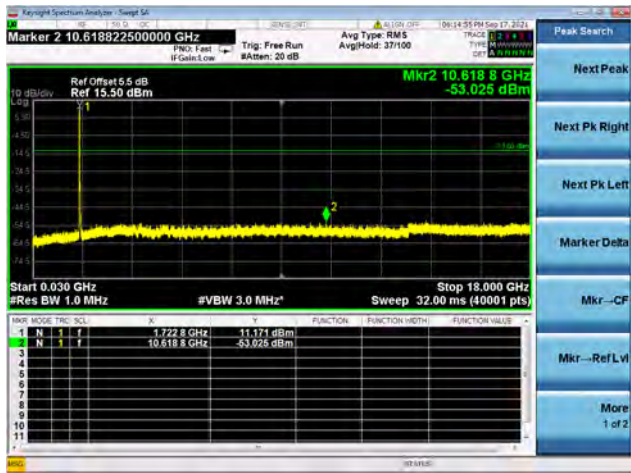


Band66 / 10MHz / High CH / 64QAM

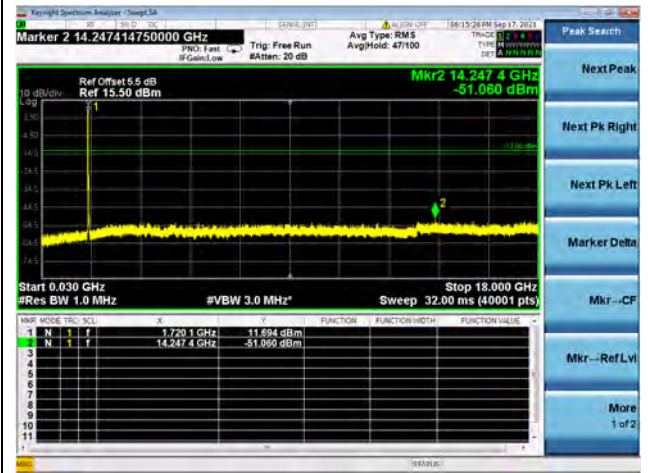




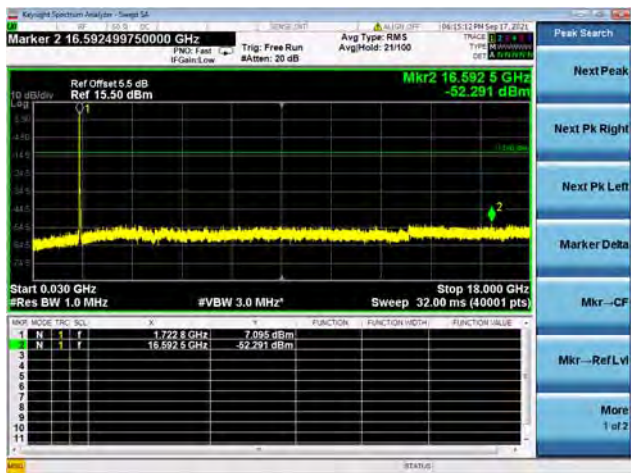
Band66 / 15MHz / Low CH / QPSK



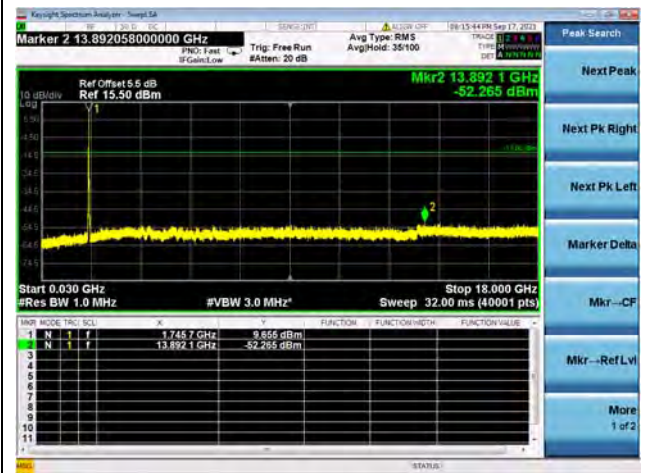
Band66 / 15MHz / Low CH / 16QAM



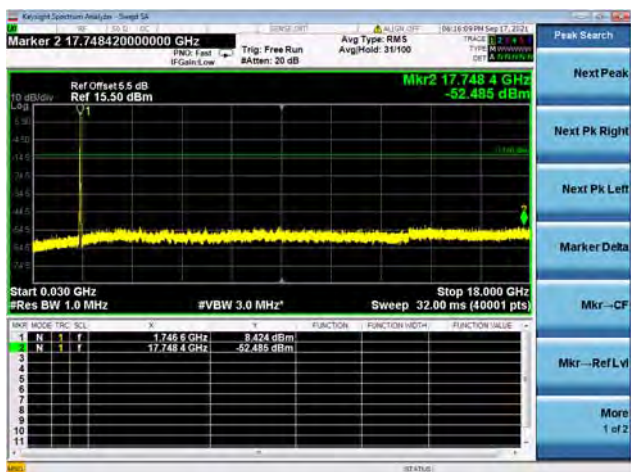
Band66 / 15MHz / Low CH / 64QAM



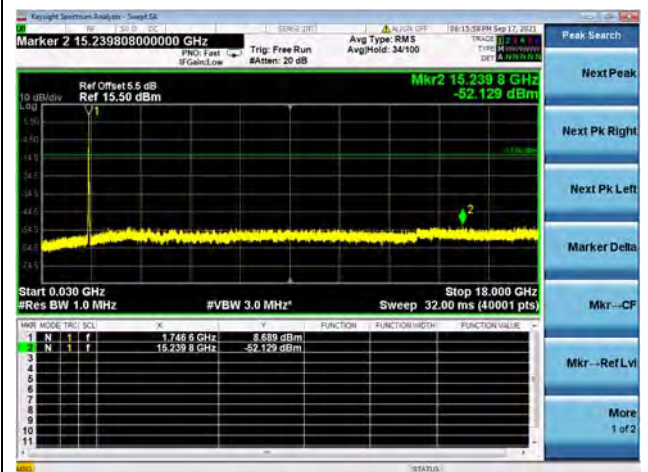
Band66 / 15MHz / Mid CH / QPSK



Band66 / 15MHz / Mid CH / 16QAM

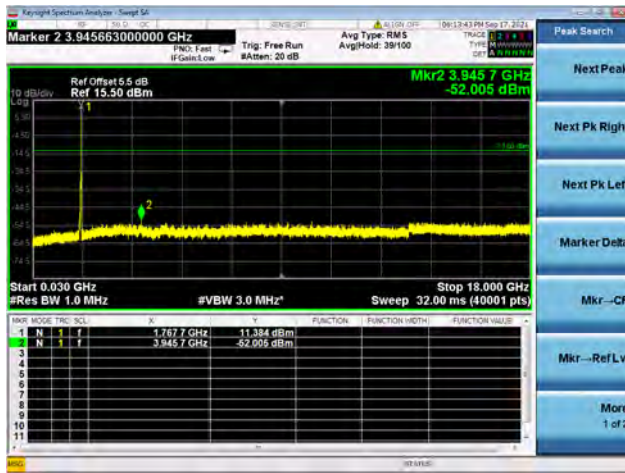


Band66 / 15MHz / Mid CH / 64QAM

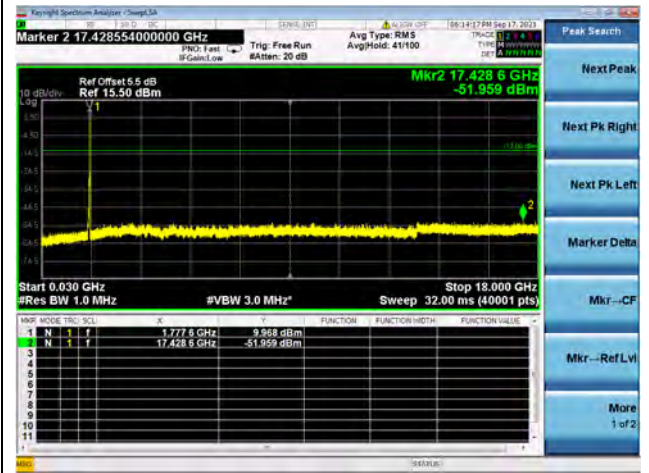




Band66 / 15MHz / High CH / QPSK



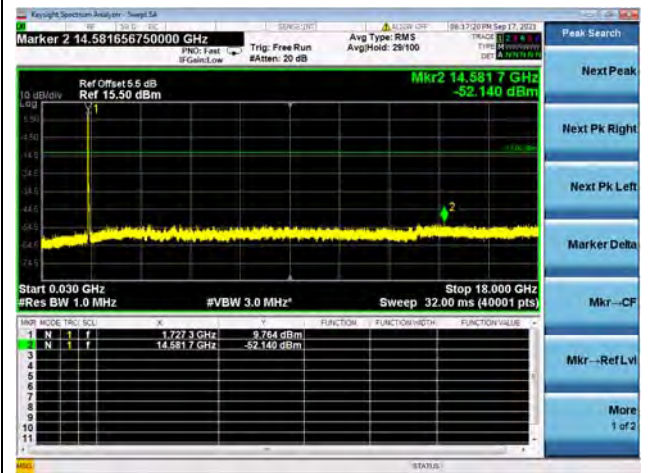
Band66 / 15MHz / High CH / 16QAM



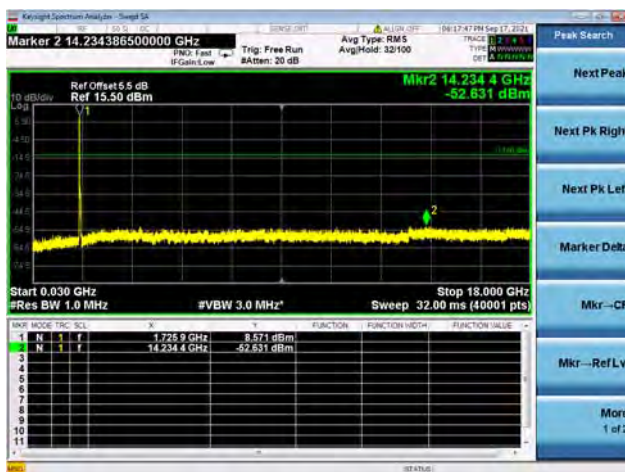
Band66 / 15MHz / High CH / 64QAM



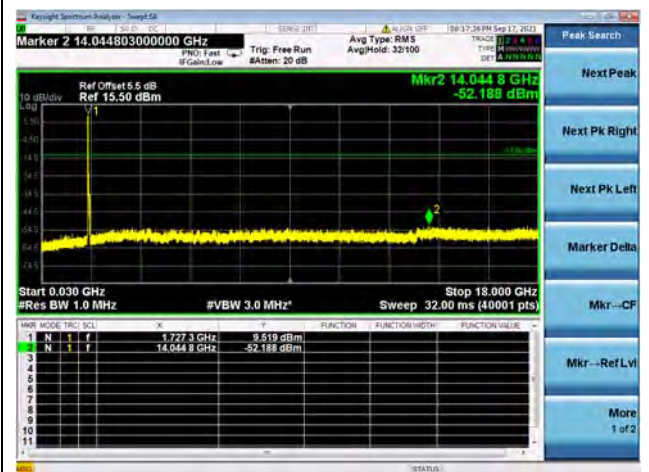
Band66 / 20MHz / Low CH / QPSK



Band66 / 20MHz / Low CH / 16QAM

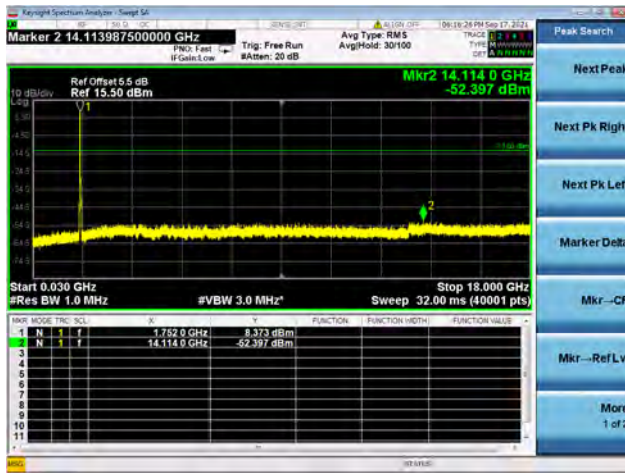


Band66 / 20MHz / Low CH / 64QAM

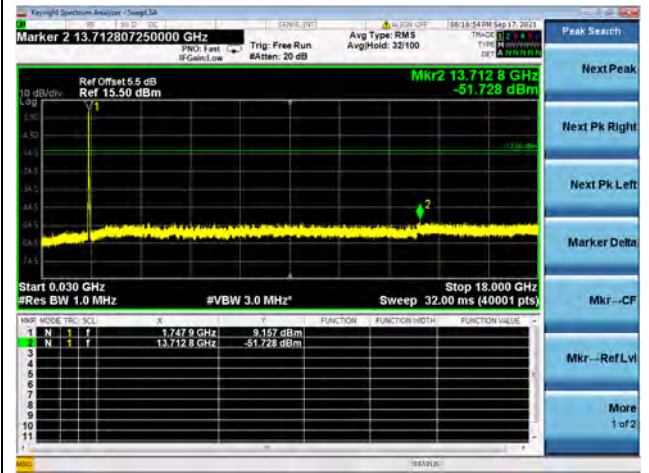




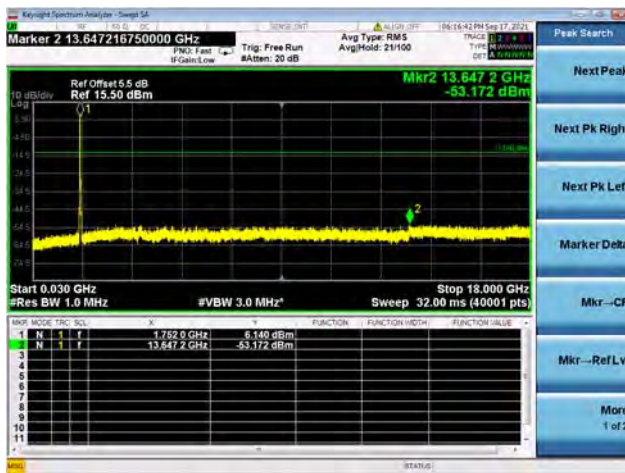
Band66 / 20MHz / Mid CH / QPSK



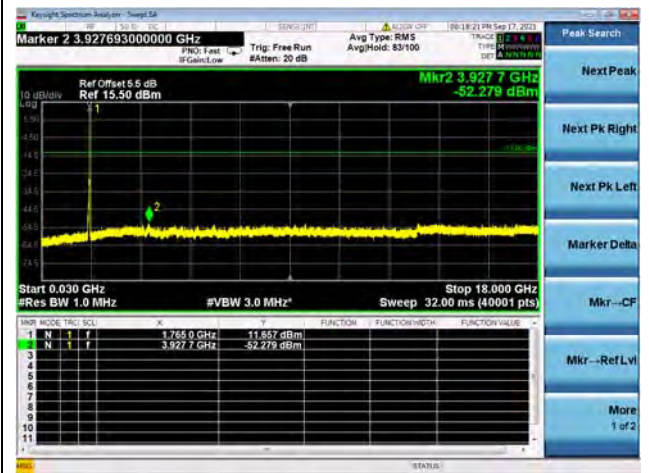
Band66 / 20MHz / Mid CH / 16QAM



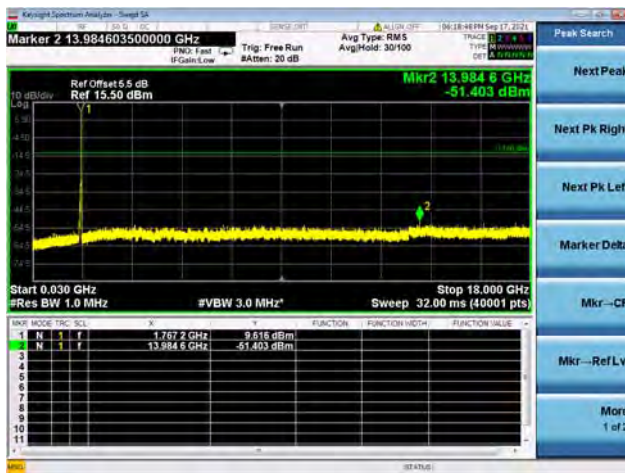
Band66 / 20MHz / Mid CH / 64QAM



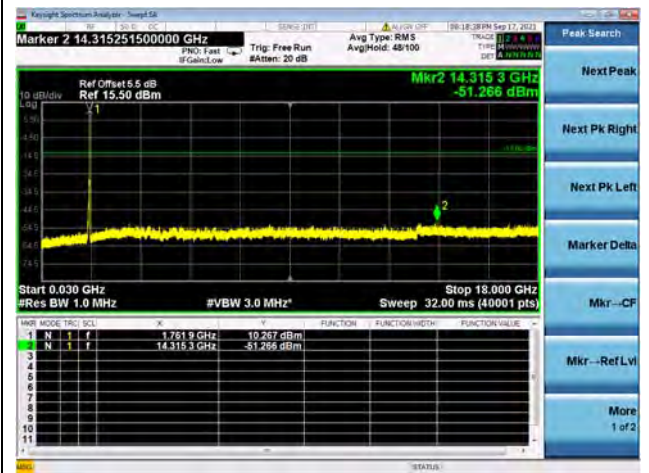
Band66 / 20MHz / High CH / QPSK



Band66 / 20MHz / High CH / 16QAM



Band66 / 20MHz / High CH / 64QAM





2.6. Band Edge

2.6.1. Requirement

Band 2

According to FCC section 24.238(a), for operations in the 1850–1910MHz bands, the power of any emission outside of the authorized operating frequency ranges must be attenuated below the transmitting power (P) by a factor of at least $43 + 10 \log(P)$ dB in a 1MHz bandwidth. However, in the 1 MHz bands immediately outside and adjacent to the licensee's frequency block, a resolution bandwidth of at least one percent of the emission bandwidth of the fundamental emission of the transmitter may be employed.

Band 4, 66

According to FCC section 27.53(h), for operations in the 1710–1755MHz bands, the power of any emission outside a licensee's frequency block shall be attenuated below the transmitter power (P) by at least $43 + 10 \log_{10}(P)$ dB a 1MHz bandwidth. However, in the 1 MHz bands immediately outside and adjacent to the licensee's frequency block, a resolution bandwidth of at least one percent of the emission bandwidth of the fundamental emission of the transmitter may be employed.

Band 5, 26

According to FCC section 22.917(a), for operations in the 824–849MHz bands, the power of any emission outside of the authorized operating frequency ranges must be attenuated below the transmitting power (P) by a factor of at least $43 + 10 \log(P)$ dB in a 100kHz bandwidth. However, in the 1 MHz bands immediately outside and adjacent to the licensee's frequency block, a resolution bandwidth of at least one percent of the emission bandwidth of the fundamental emission of the transmitter may be employed.

Band 7, 38, 41

According to FCC section 27.53(m) (4), for mobile digital stations, the attenuation factor shall be not less than $40 + 10 \log(P)$ dB on all frequencies between the channel edge and 5 megahertz from the channel edge, $43 + 10 \log(P)$ dB on all frequencies between 5 megahertz and X megahertz from the channel edge, and $55 + 10 \log(P)$ dB on all frequencies more than X megahertz from the channel edge, where X is the greater of 6 megahertz or the actual emission bandwidth as defined in paragraph (m)(6) of this section. In addition, the attenuation factor shall not be less that $43 + 10 \log(P)$ dB on all frequencies between 2490.5 MHz and 2496 MHz and $55 + 10 \log(P)$ dB at or below 2490.5 MHz. Mobile Satellite Service licensees operating on frequencies below 2495 MHz may also submit a documented interference complaint against BRS licensees operating on channel BRS Channel 1 on the same terms and conditions as adjacent channel BRS

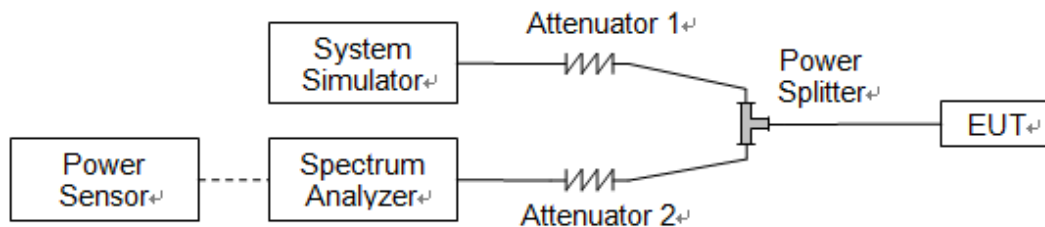
or EBS licensees.

Band 40

According to FCC section 27.53(a) (4), for mobile and portable stations operating in the 2305-2315 MHz and 2350-2360 MHz bands:

- (i) By a factor of not less than: $43 + 10 \log (P)$ dB on all frequencies between 2305 and 2320 MHz and on all frequencies between 2345 and 2360 MHz that are outside the licensed band(s) of operation, not less than $55 + 10 \log (P)$ dB on all frequencies between 2320 and 2324 MHz and on all frequencies between 2341 and 2345 MHz, not less than $61 + 10 \log (P)$ dB on all frequencies between 2324 and 2328 MHz and on all frequencies between 2337 and 2341 MHz, and not less than $67 + 10 \log (P)$ dB on all frequencies between 2328 and 2337 MHz;
- (ii) By a factor of not less than $43 + 10 \log (P)$ dB on all frequencies between 2300 and 2305 MHz, $55 + 10 \log (P)$ dB on all frequencies between 2296 and 2300 MHz, $61 + 10 \log (P)$ dB on all frequencies between 2292 and 2296 MHz, $67 + 10 \log (P)$ dB on all frequencies between 2288 and 2292 MHz, and $70 + 10 \log (P)$ dB below 2288 MHz;
- (iii) By a factor of not less than $43 + 10 \log (P)$ dB on all frequencies between 2360 and 2365 MHz, and not less than $70 + 10 \log (P)$ dB above 2365 MHz.

2.6.2. Test Description



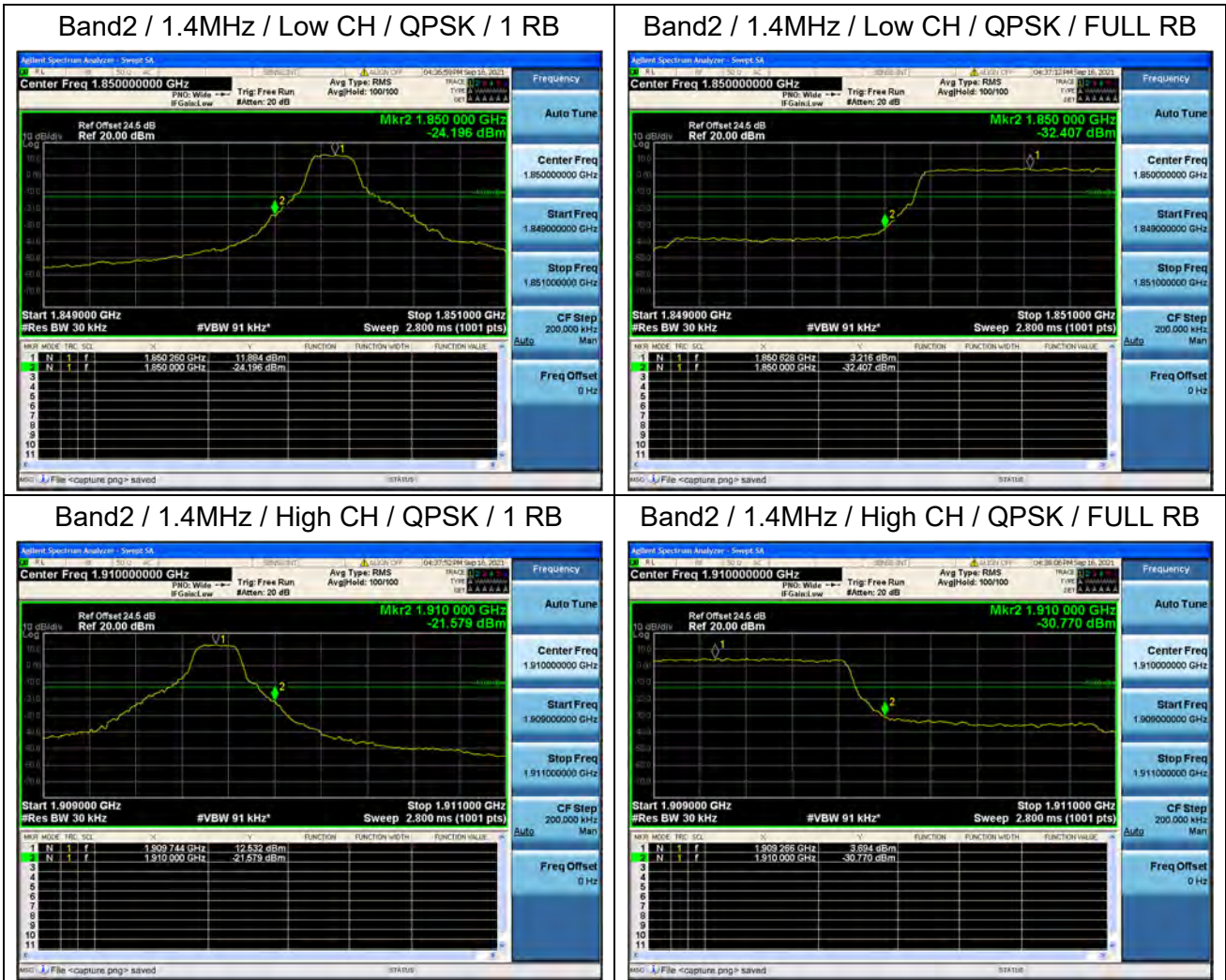
The EUT is coupled to the Spectrum Analyzer (SA) and the System Simulator (SS) with Attenuators through the Power Splitter; the RF load attached to the EUT antenna terminal is 50Ohm; the path loss as the factor is calibrated to correct the reading. The EUT is commanded by the SS to operate at the maximum output power. A call is established between the EUT and the SS.

2.6.3. Test Procedure

KDB 971168 D01v03 Section 6.0 and ANSI/TIA-603-E-2016.



2.6.4. Test Result





Band2 / 3MHz / Low CH / QPSK / 1 RB



Band2 / 3MHz / Low CH / QPSK / FULL RB



Band2 / 3MHz / High CH / QPSK / 1 RB



Band2 / 3MHz / High CH / QPSK / FULL RB





Band2 / 5MHz / Low CH / QPSK / 1 RB



Band2 / 5MHz / Low CH / QPSK / FULL RB



Band2 / 5MHz / High CH / QPSK / 1 RB



Band2 / 5MHz / High CH / QPSK / FULL RB





Band2 / 10MHz / Low CH / QPSK / 1 RB



Band2 / 10MHz / Low CH / QPSK / FULL RB



Band2 / 10MHz / High CH / QPSK / 1 RB



Band2 / 10MHz / High CH / QPSK / FULL RB





Band2 / 15MHz / Low CH / QPSK / 1 RB



Band2 / 15MHz / Low CH / QPSK / FULL RB



Band2 / 15MHz / High CH / QPSK / 1 RB



Band2 / 15MHz / High CH / QPSK / FULL RB





Band2 / 20MHz / Low CH / QPSK / 1 RB



Band2 / 20MHz / Low CH / QPSK / FULL RB



Band2 / 20MHz / High CH / QPSK / 1 RB



Band2 / 20MHz / High CH / QPSK / FULL RB





Band4 / 1.4MHz / Low CH / QPSK / 1 RB



Band4 / 1.4MHz / Low CH / QPSK / FULL RB



Band4 / 1.4MHz / High CH / QPSK / 1 RB



Band4 / 1.4MHz / High CH / QPSK / FULL RB





Band4 / 3MHz / Low CH / QPSK / 1 RB



Band4 / 3MHz / Low CH / QPSK / FULL RB



Band4 / 3MHz / High CH / QPSK / 1 RB



Band4 / 3MHz / High CH / QPSK / FULL RB





Band4 / 5MHz / Low CH / QPSK / 1 RB



Band4 / 5MHz / Low CH / QPSK / FULL RB



Band4 / 5MHz / High CH / QPSK / 1 RB



Band4 / 5MHz / High CH / QPSK / FULL RB





Band4 / 10MHz / Low CH / QPSK / 1 RB



Band4 / 10MHz / Low CH / QPSK / FULL RB



Band4 / 10MHz / High CH / QPSK / 1 RB

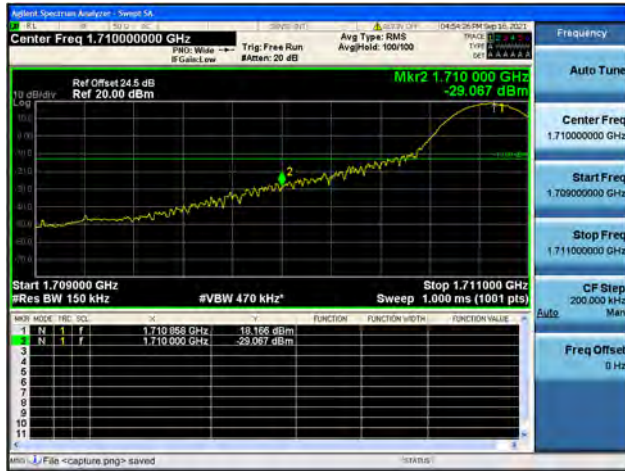


Band4 / 10MHz / High CH / QPSK / FULL RB





Band4 / 15MHz / Low CH / QPSK / 1 RB



Band4 / 15MHz / Low CH / QPSK / FULL RB



Band4 / 15MHz / High CH / QPSK / 1 RB



Band4 / 15MHz / High CH / QPSK / FULL RB





Band4 / 20MHz / Low CH / QPSK / 1 RB



Band4 / 20MHz / Low CH / QPSK / FULL RB



Band4 / 20MHz / High CH / QPSK / 1 RB



Band4 / 20MHz / High CH / QPSK / FULL RB





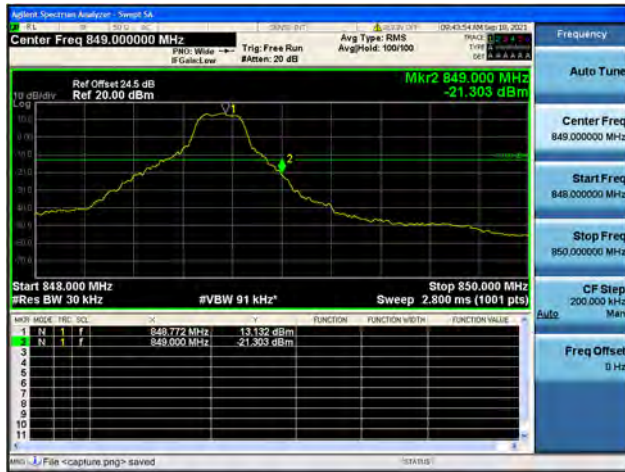
Band5 / 1.4MHz / Low CH / QPSK / 1 RB



Band5 / 1.4MHz / Low CH / QPSK / FULL RB



Band5 / 1.4MHz / High CH / QPSK / 1 RB



Band5 / 1.4MHz / High CH / QPSK / FULL RB





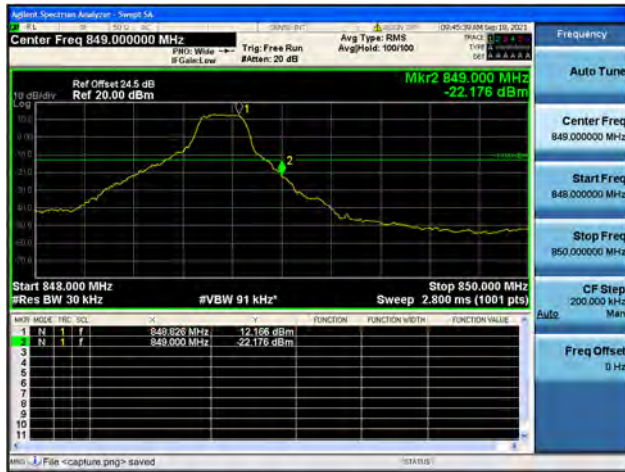
Band5 / 3MHz / Low CH / QPSK / 1 RB



Band5 / 3MHz / Low CH / QPSK / FULL RB



Band5 / 3MHz / High CH / QPSK / 1 RB



Band5 / 3MHz / High CH / QPSK / FULL RB





Band5 / 5MHz / Low CH / QPSK / 1 RB



Band5 / 5MHz / Low CH / QPSK / FULL RB



Band5 / 5MHz / High CH / QPSK / 1 RB



Band5 / 5MHz / High CH / QPSK / FULL RB





Band5 / 10MHz / Low CH / QPSK / 1 RB



Band5 / 10MHz / Low CH / QPSK / FULL RB

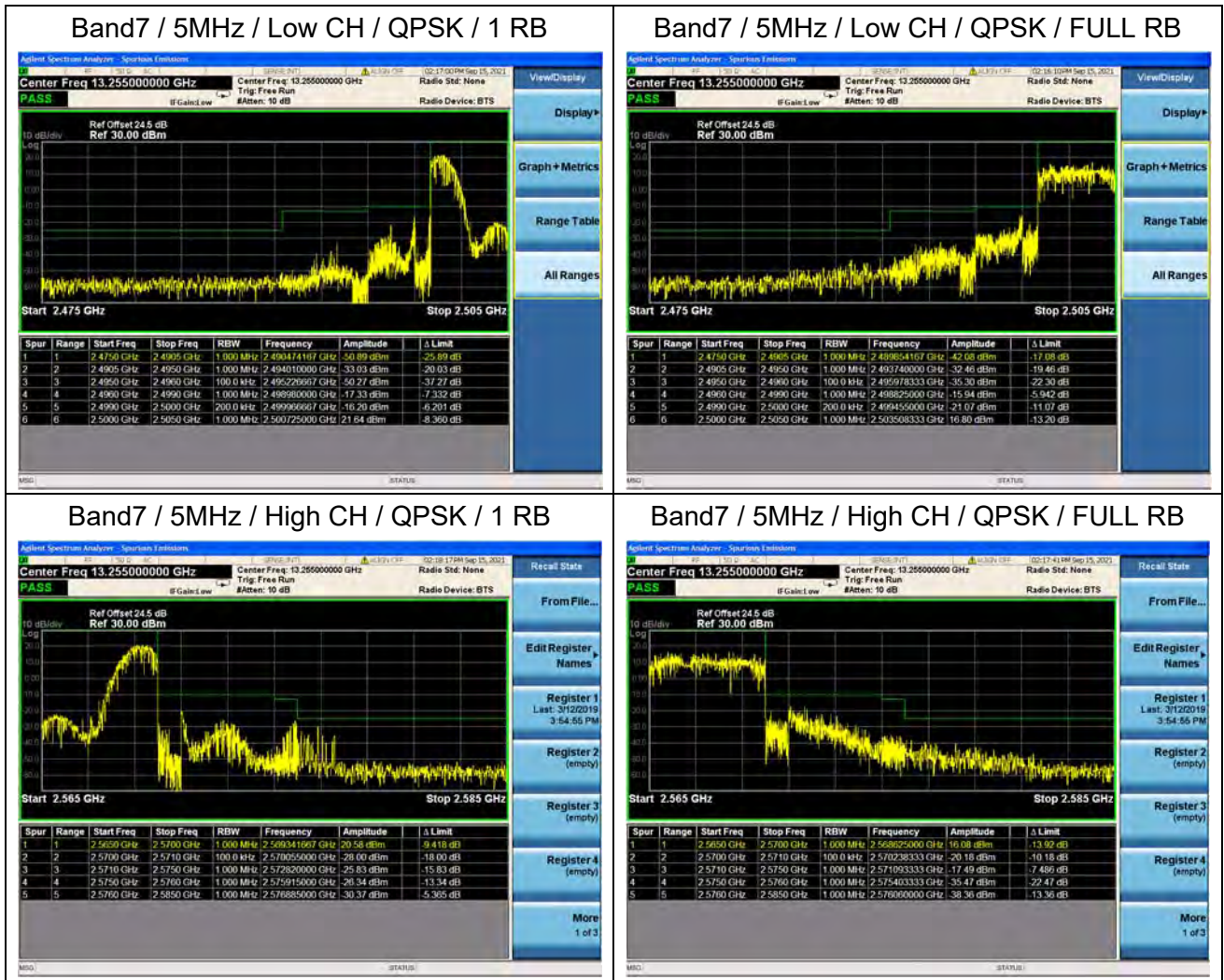


Band5 / 10MHz / High CH / QPSK / 1 RB



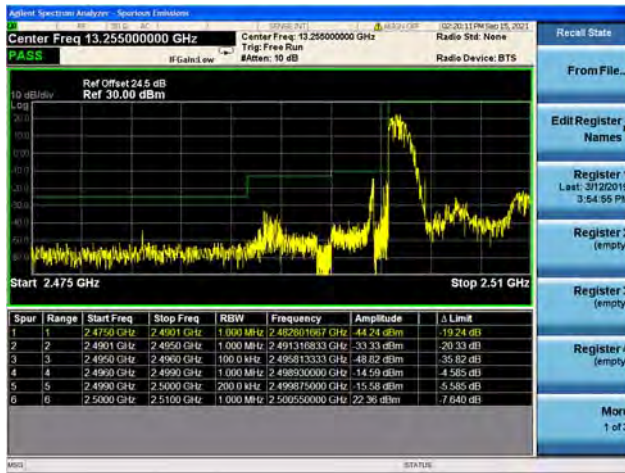
Band5 / 10MHz / High CH / QPSK / FULL RB



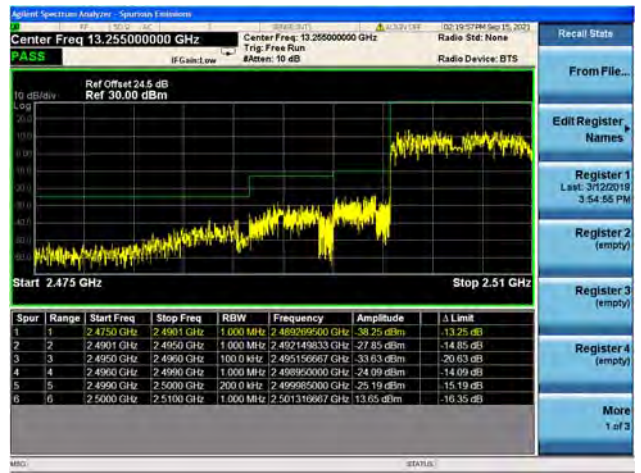




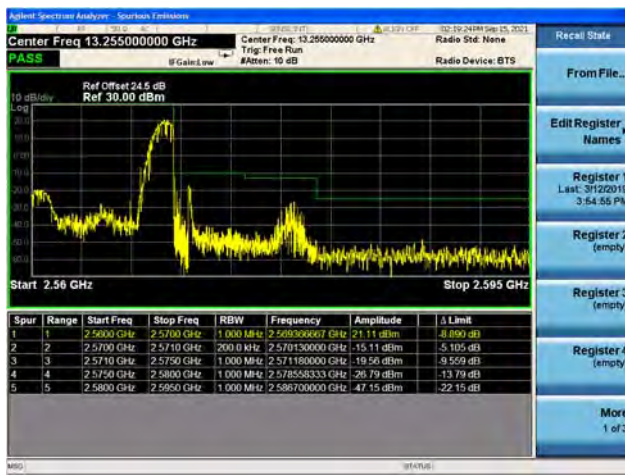
Band7 / 10MHz / Low CH / QPSK / 1 RB



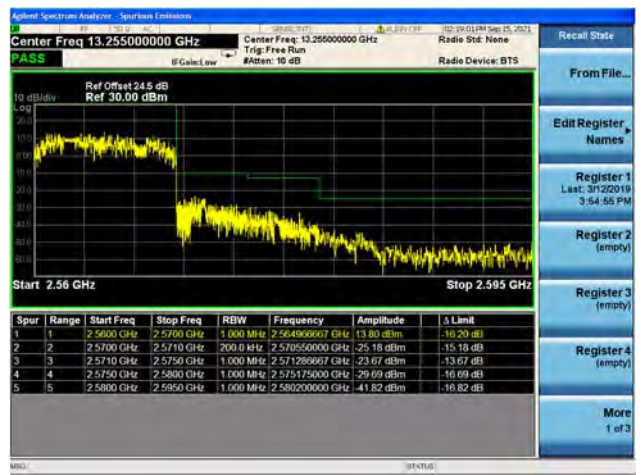
Band7 / 10MHz / Low CH / QPSK / FULL RB



Band7 / 10MHz / High CH / QPSK / 1 RB

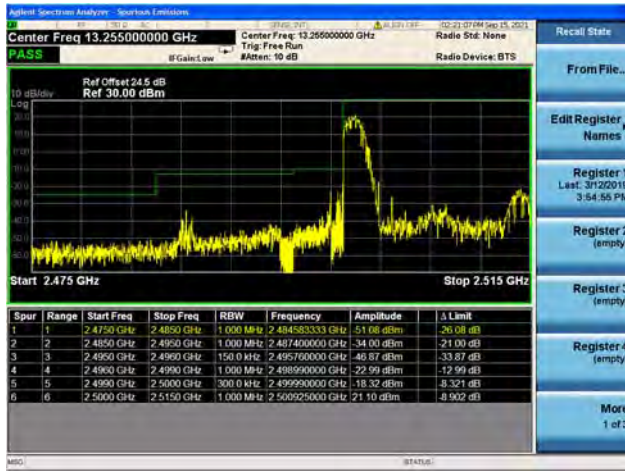


Band7 / 10MHz / High CH / QPSK / FULL RB

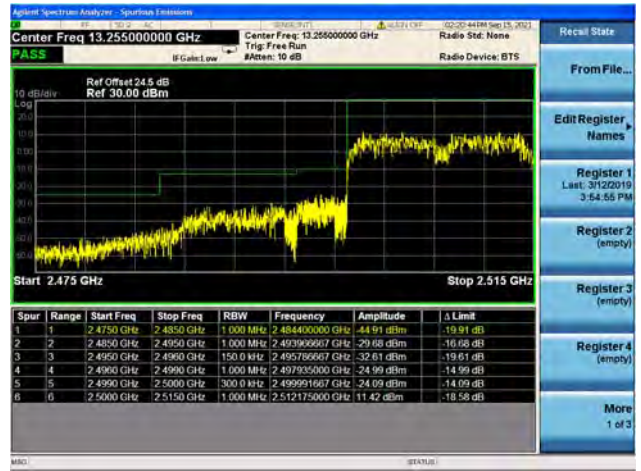




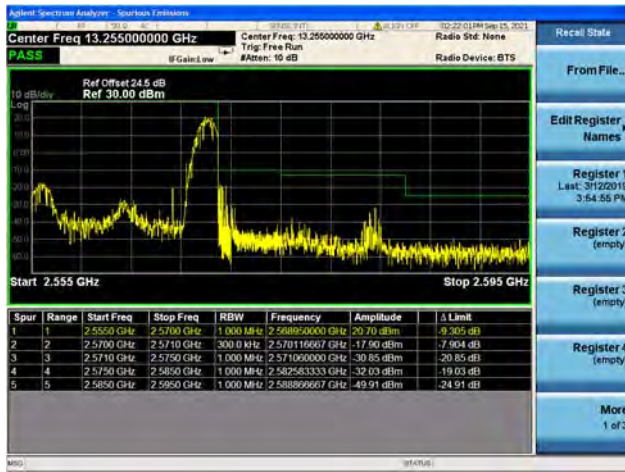
Band7 / 15MHz / Low CH / QPSK / 1 RB



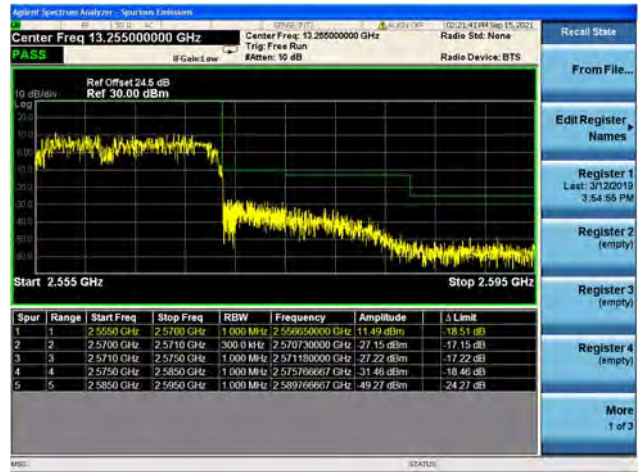
Band7 / 15MHz / Low CH / QPSK / FULL RB



Band7 / 15MHz / High CH / QPSK / 1 RB

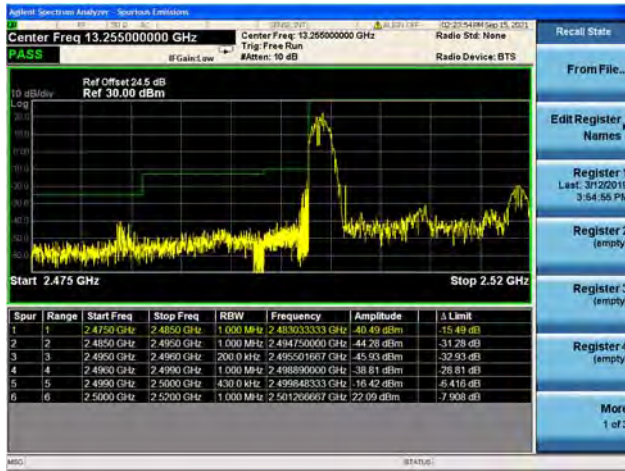


Band7 / 15MHz / High CH / QPSK / FULL RB

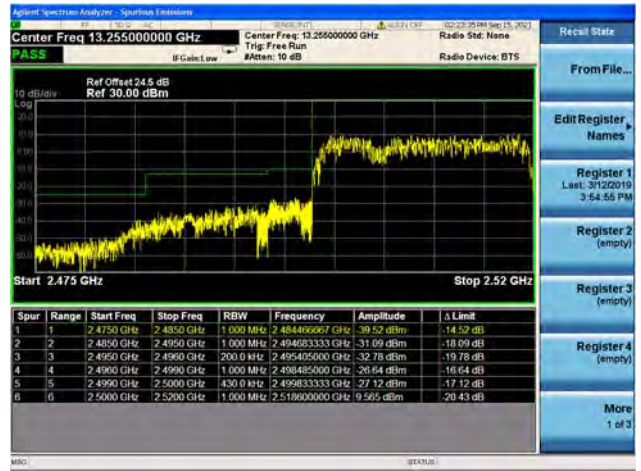




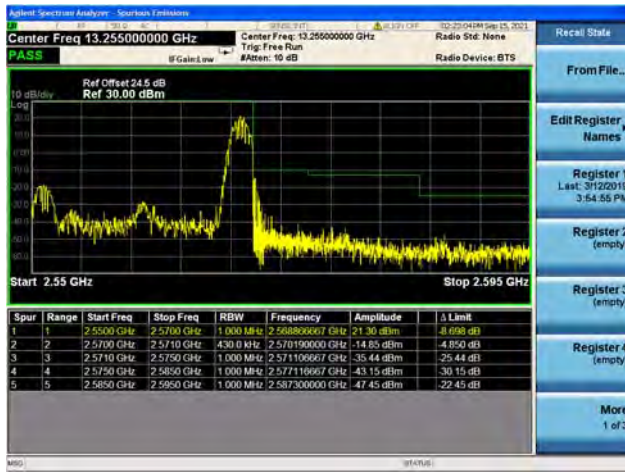
Band7 / 20MHz / Low CH / QPSK / 1 RB



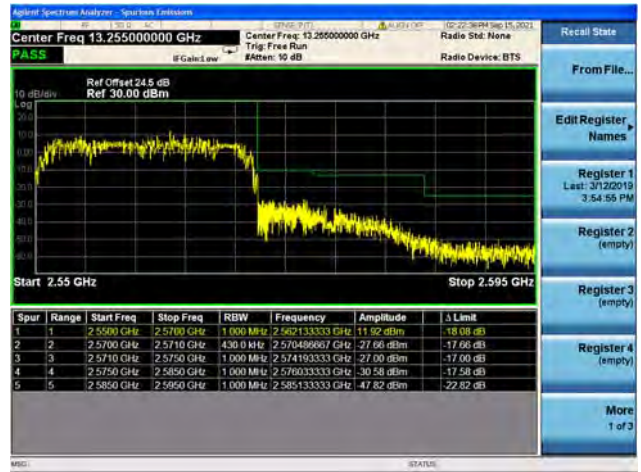
Band7 / 20MHz / Low CH / QPSK / FULL RB



Band7 / 20MHz / High CH / QPSK / 1 RB



Band7 / 20MHz / High CH / QPSK / FULL RB





Band26 / 1.4MHz / Low CH / QPSK / 1 RB



Band26 / 1.4MHz / Low CH / QPSK / FULL RB

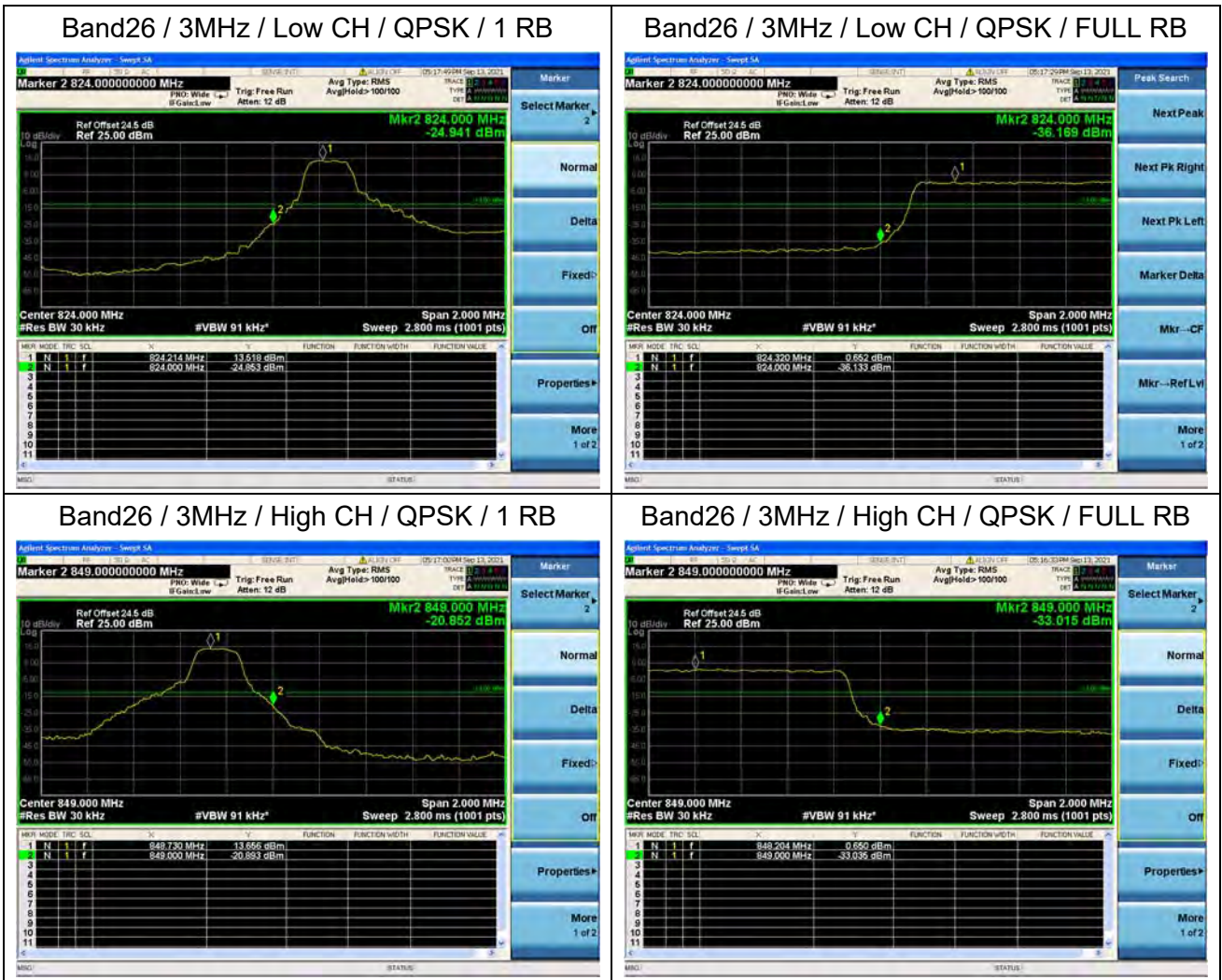


Band26 / 1.4MHz / High CH / QPSK / 1 RB



Band26 / 1.4MHz / High CH / QPSK / FULL RB



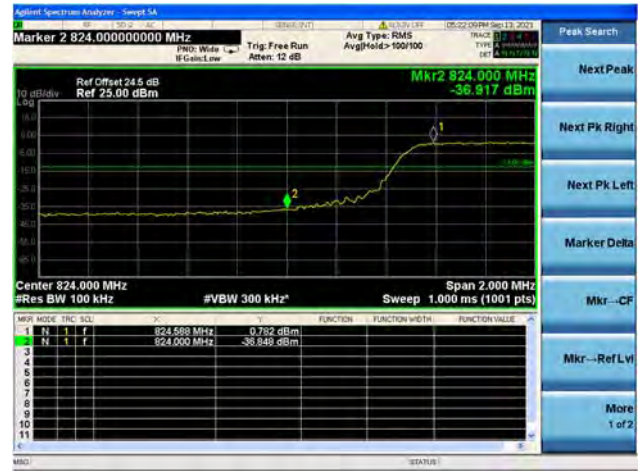




Band26 / 10MHz / Low CH / QPSK / 1 RB



Band26 / 10MHz / Low CH / QPSK / FULL RB



Band26 / 10MHz / High CH / QPSK / 1 RB



Band26 / 10MHz / High CH / QPSK / FULL RB

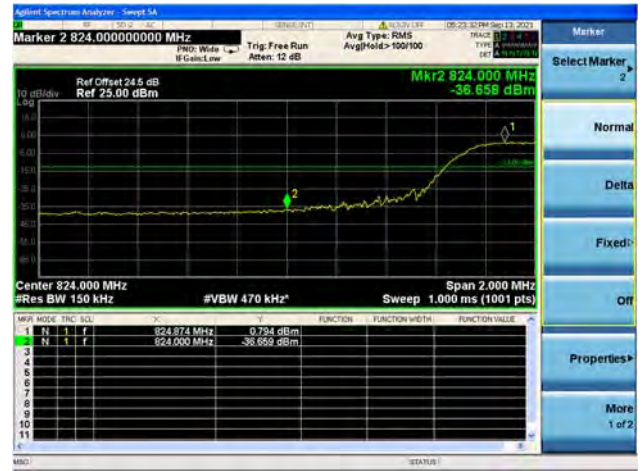




Band26 / 15MHz / Low CH / QPSK / 1 RB



Band26 / 15MHz / Low CH / QPSK / FULL RB

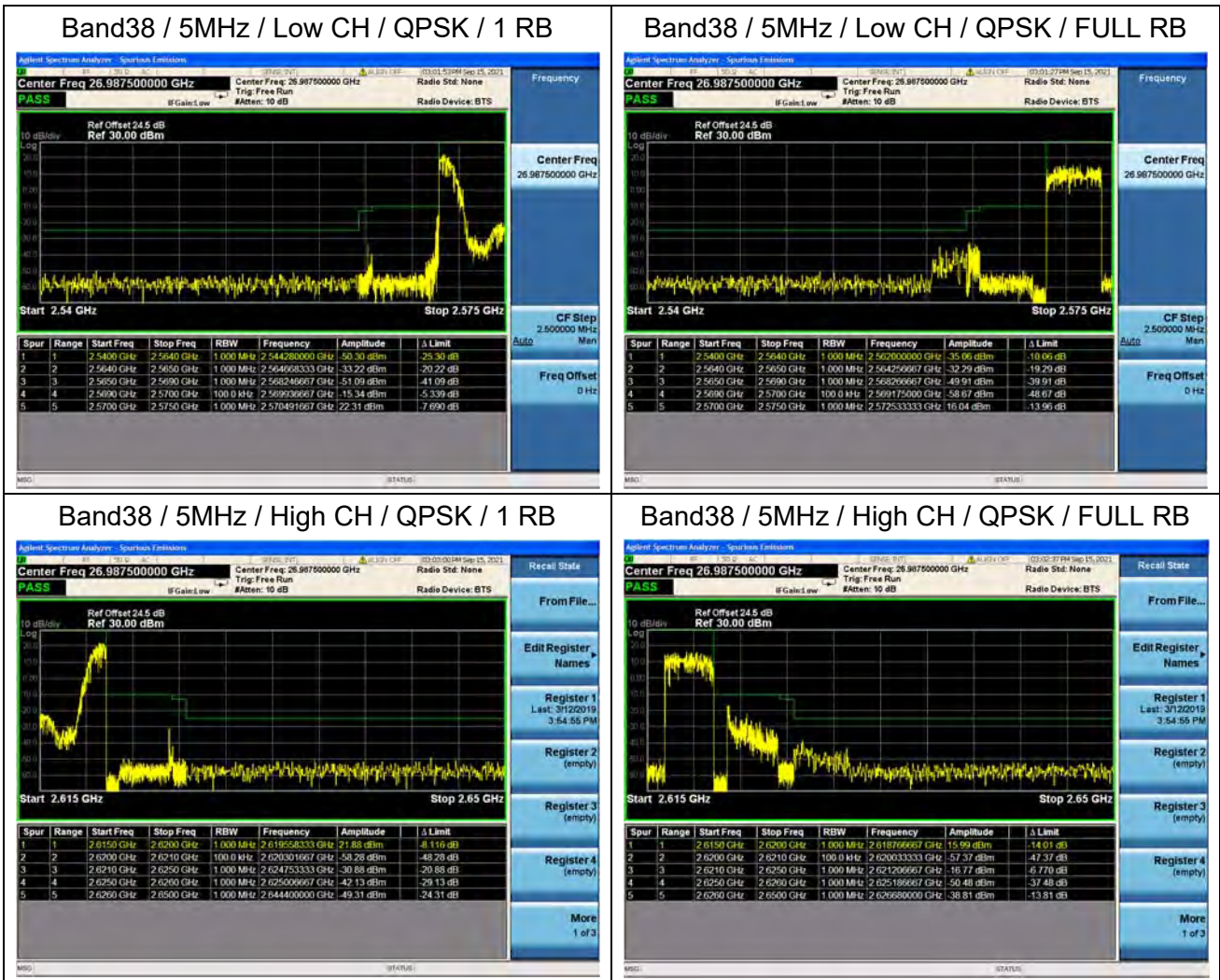


Band26 / 15MHz / High CH / QPSK / 1 RB



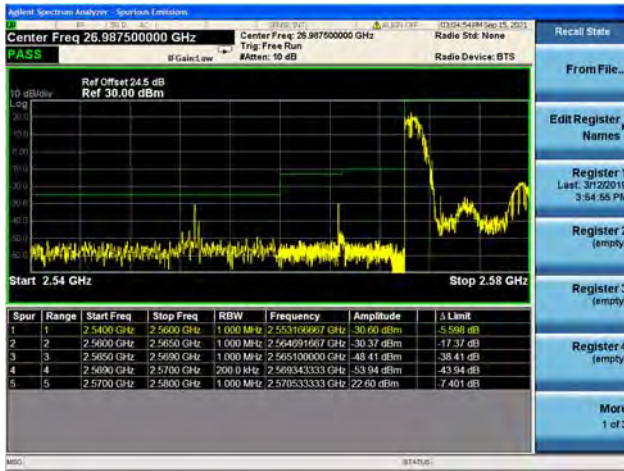
Band26 / 15MHz / High CH / QPSK / FULL RB



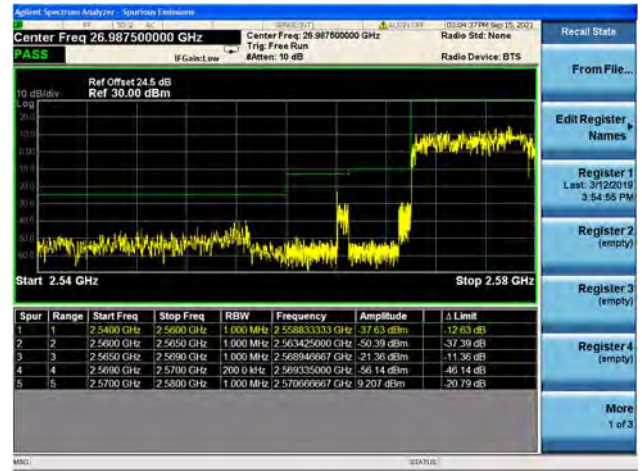




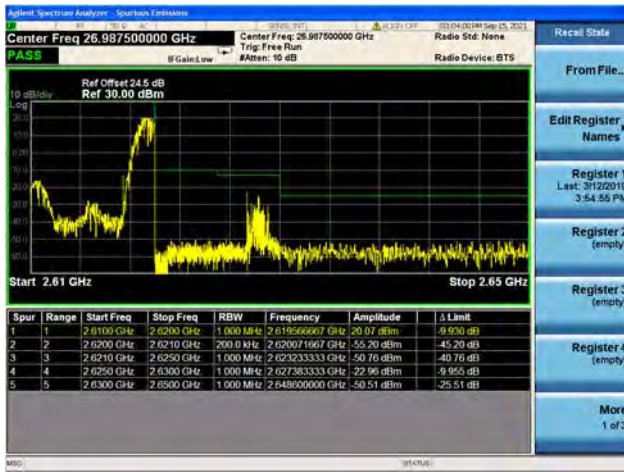
Band38 / 10MHz / Low CH / QPSK / 1 RB



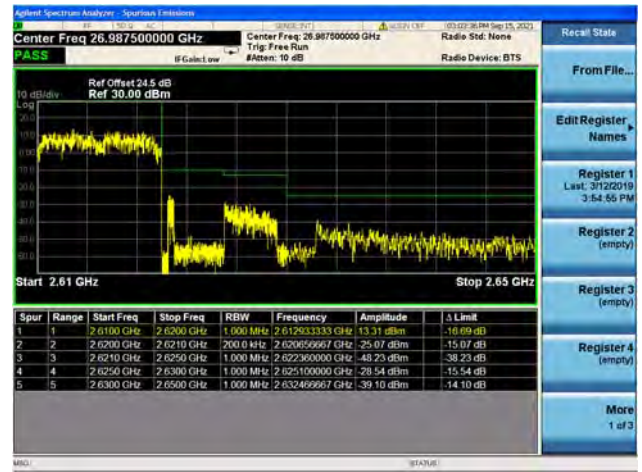
Band38 / 10MHz / Low CH / QPSK / FULL RB



Band38 / 10MHz / High CH / QPSK / 1 RB

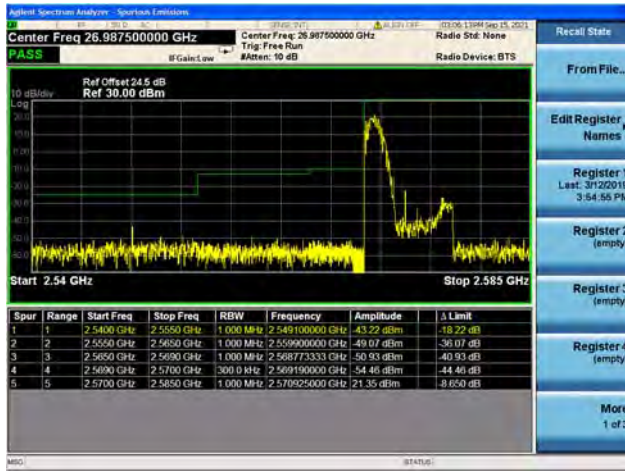


Band38 / 10MHz / High CH / QPSK / FULL RB

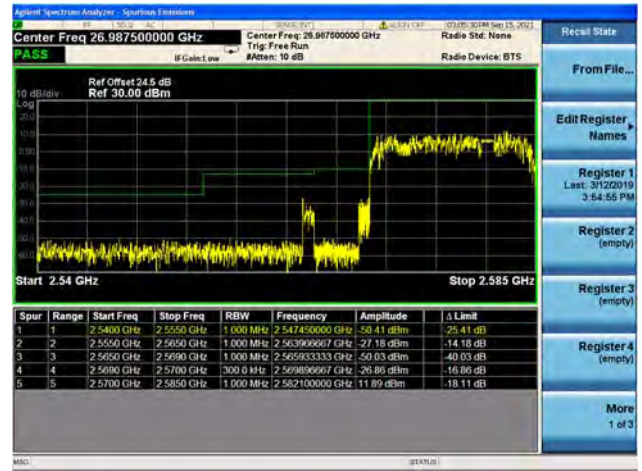




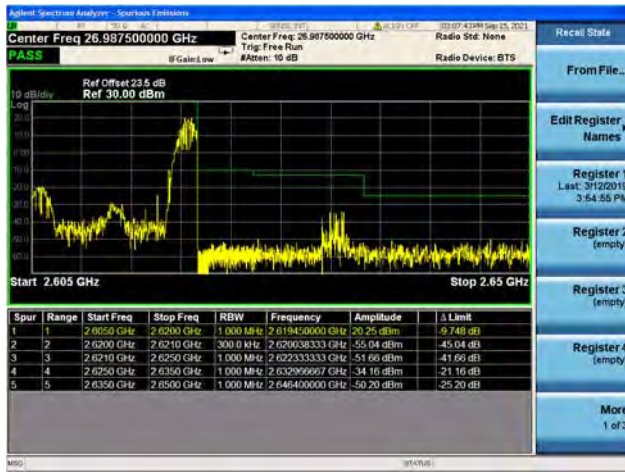
Band38 / 15MHz / Low CH / QPSK / 1 RB



Band38 / 15MHz / Low CH / QPSK / FULL RB

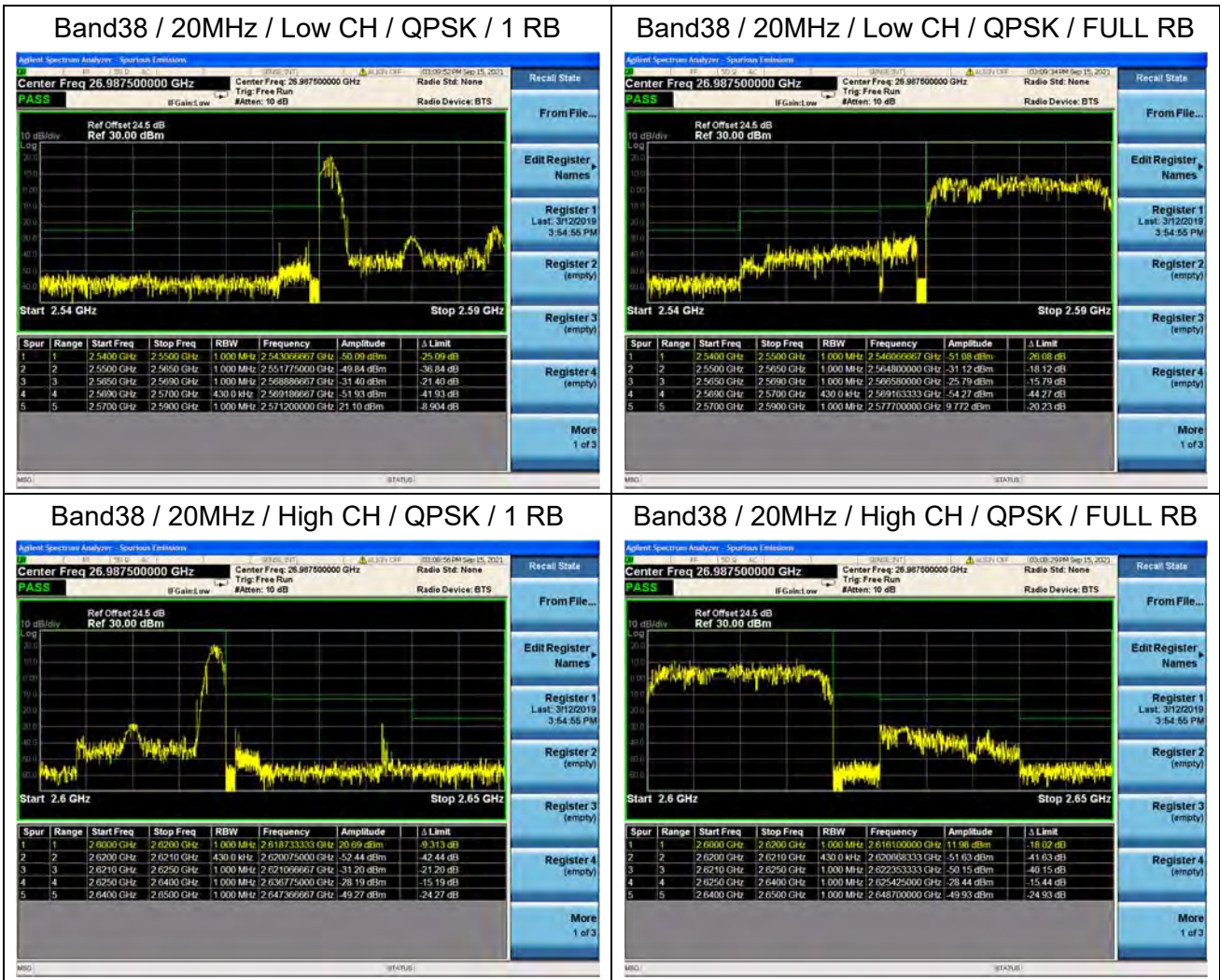


Band38 / 15MHz / High CH / QPSK / 1 RB



Band38 / 15MHz / High CH / QPSK / FULL RB

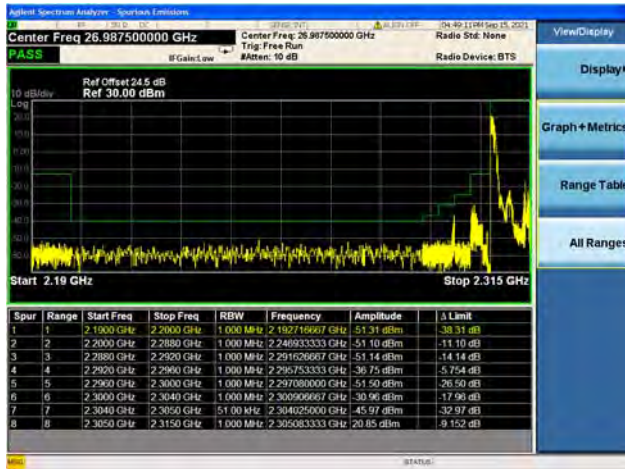




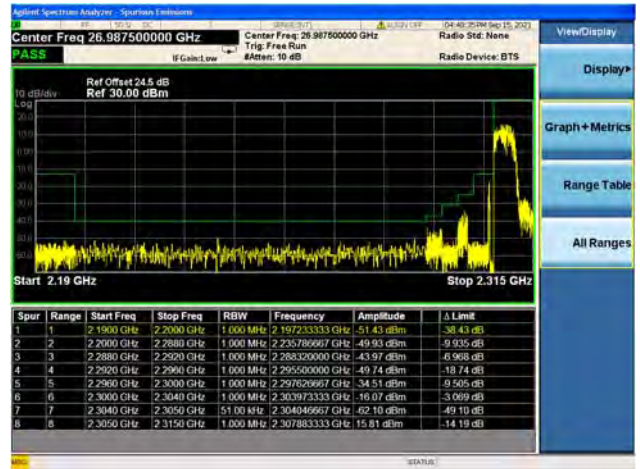


Band 40, Block A

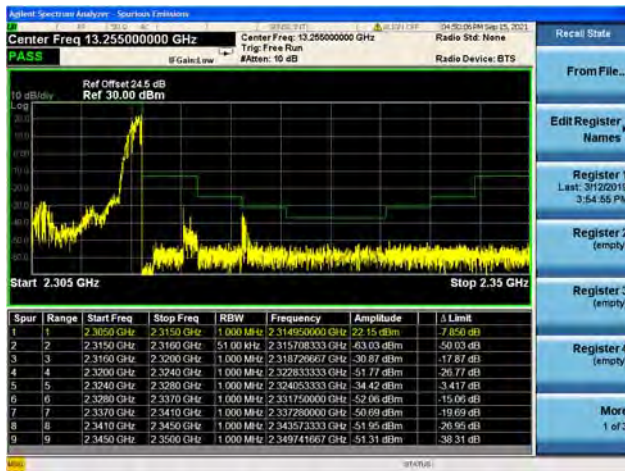
Band40 / 5MHz / Low CH / QPSK / 1 RB



Band40 / 5MHz / Low CH / QPSK / FULL RB



Band40 / 5MHz / High CH / QPSK / 1 RB



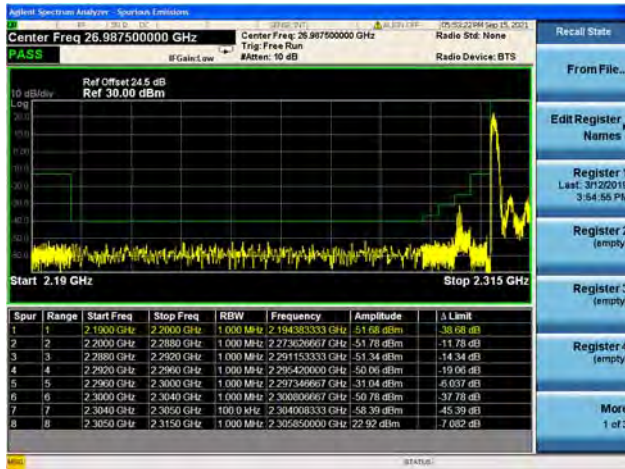
Band40 / 5MHz / High CH / QPSK / FULL RB



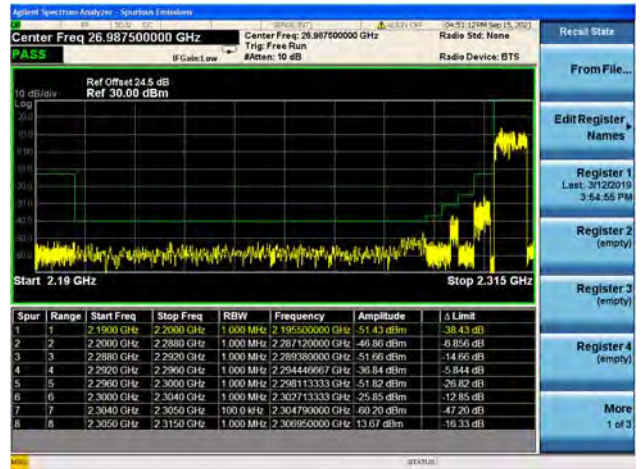


Band 40, Block A

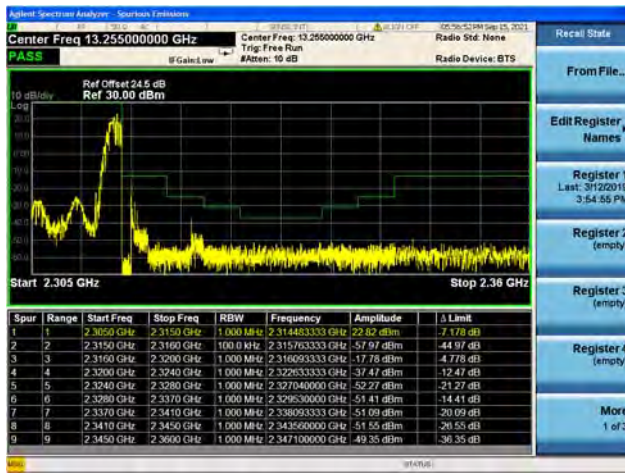
Band40 / 10MHz / Low CH / QPSK / 1 RB



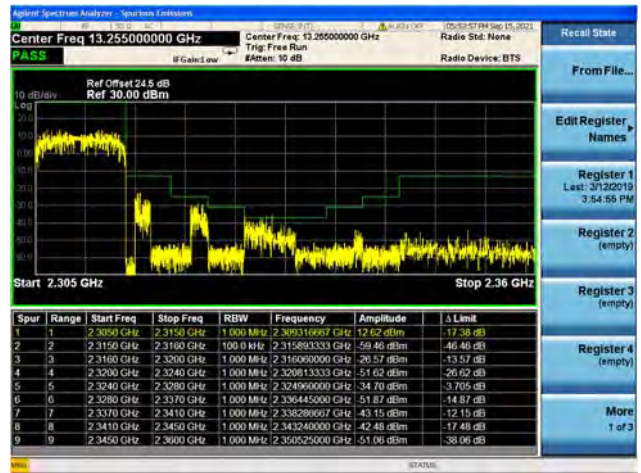
Band40 / 10MHz / Low CH / QPSK / FULL RB



Band40 / 10MHz / High CH / QPSK / 1 RB



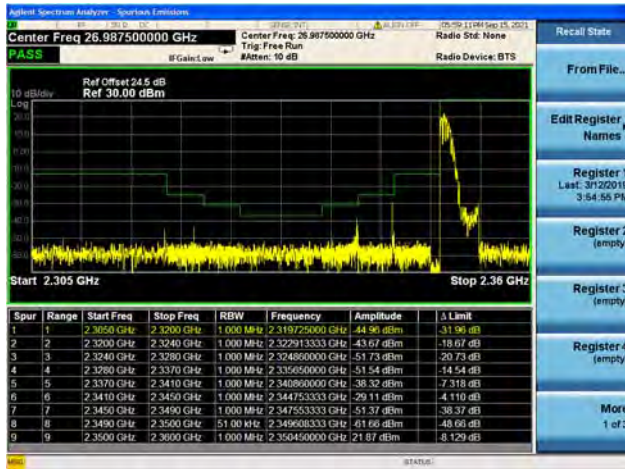
Band40 / 10MHz / High CH / QPSK / FULL RB



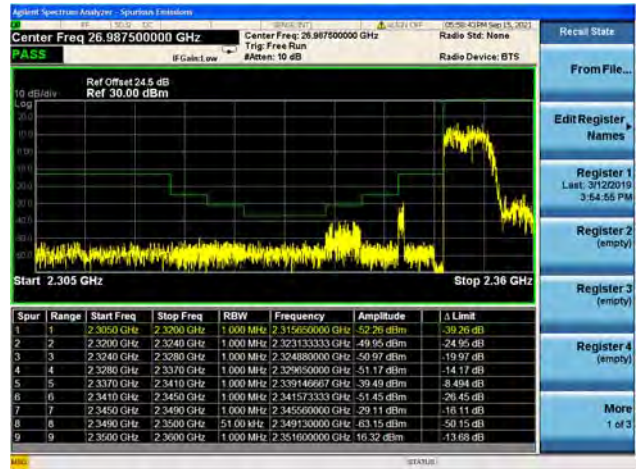


Band 40, Block B

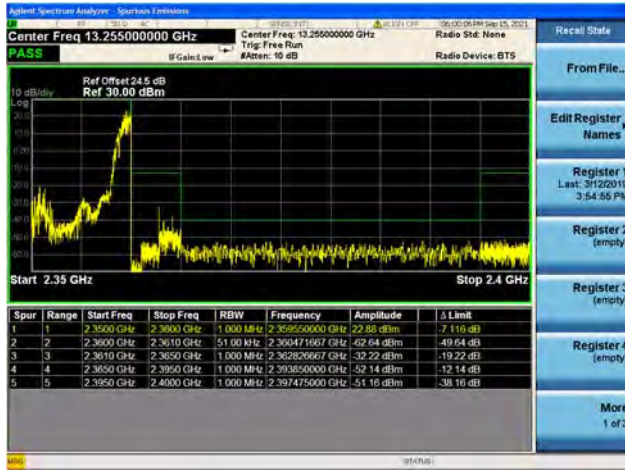
Band40 / 5MHz / Low CH / QPSK / 1 RB



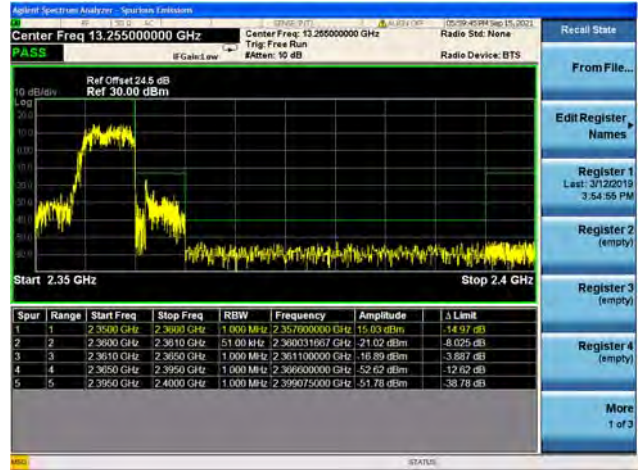
Band40 / 5MHz / Low CH / QPSK / FULL RB



Band40 / 5MHz / High CH / QPSK / 1 RB



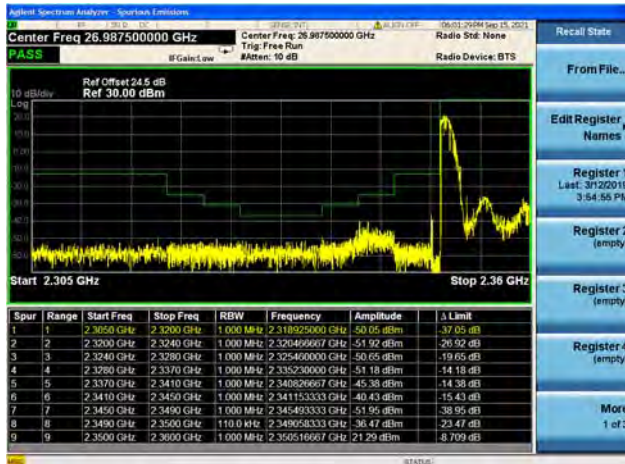
Band40 / 5MHz / High CH / QPSK / FULL RB



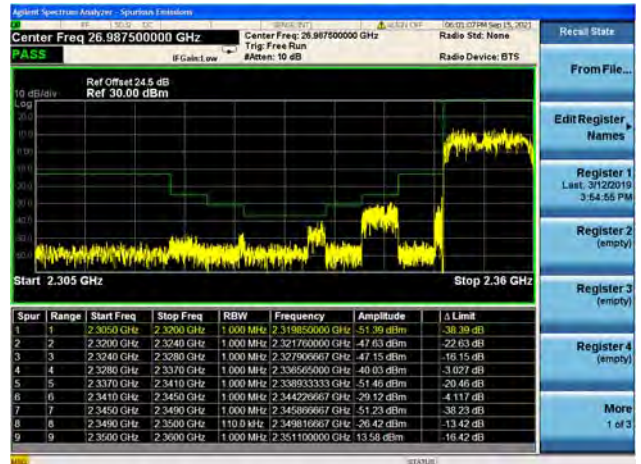


Band 40, Block B

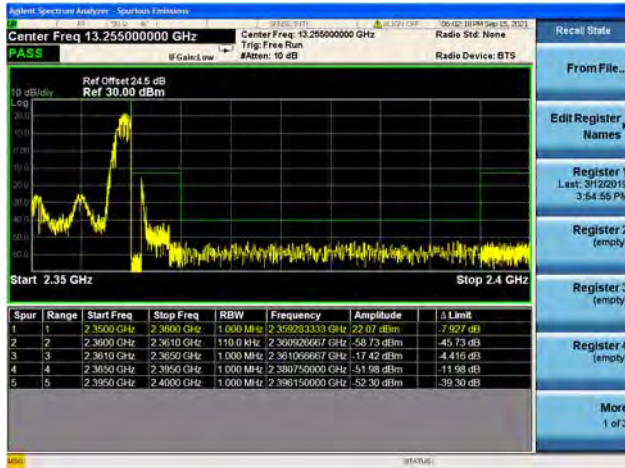
Band40 / 10MHz / Low CH / QPSK / 1 RB



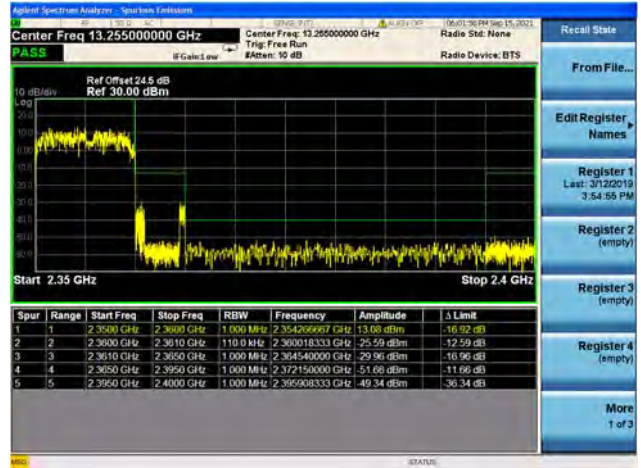
Band40 / 10MHz / Low CH / QPSK / FULL RB

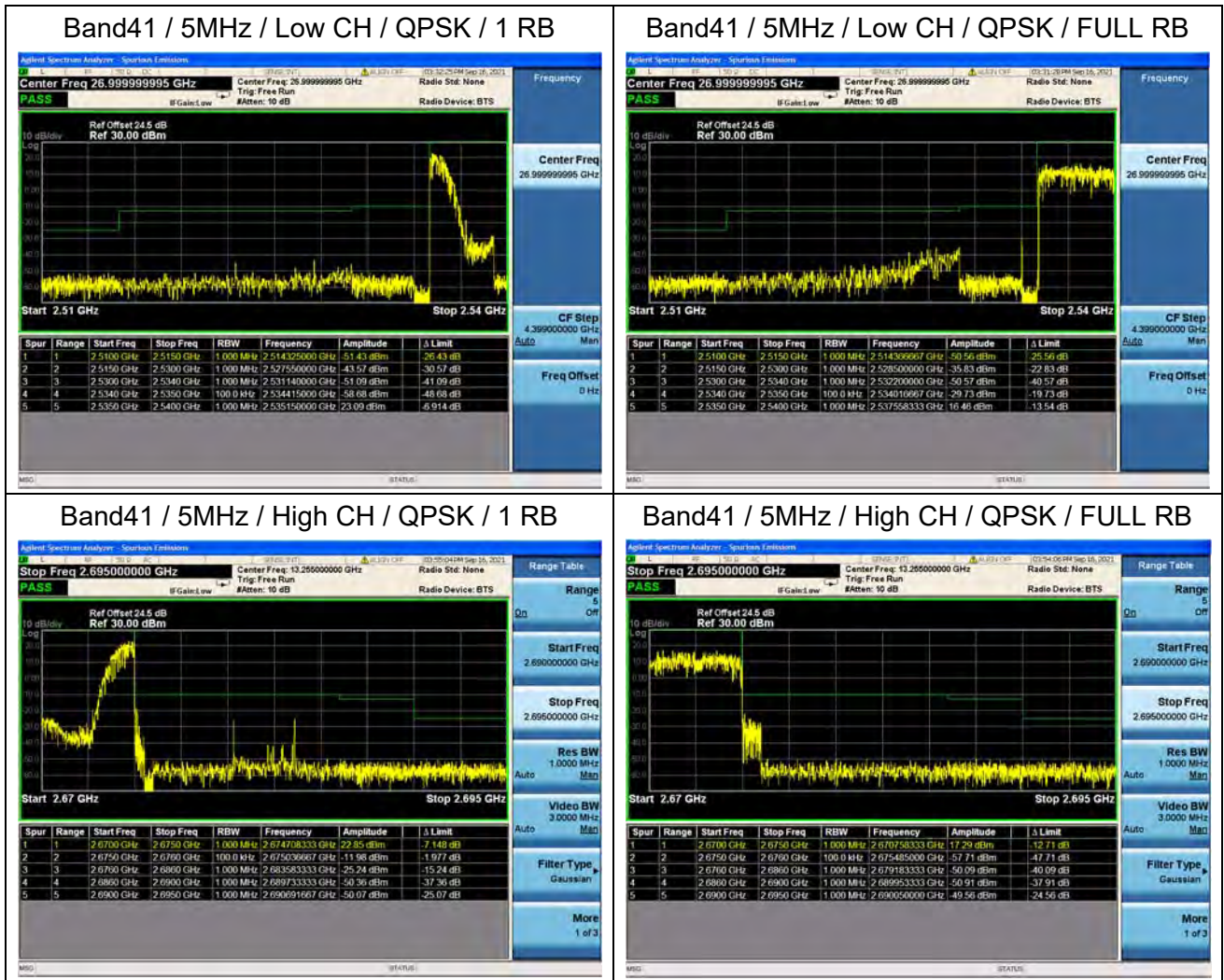


Band40 / 10MHz / High CH / QPSK / 1 RB



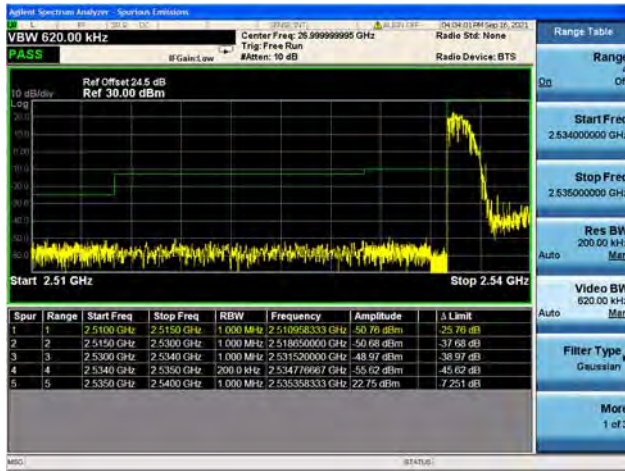
Band40 / 10MHz / High CH / QPSK / FULL RB



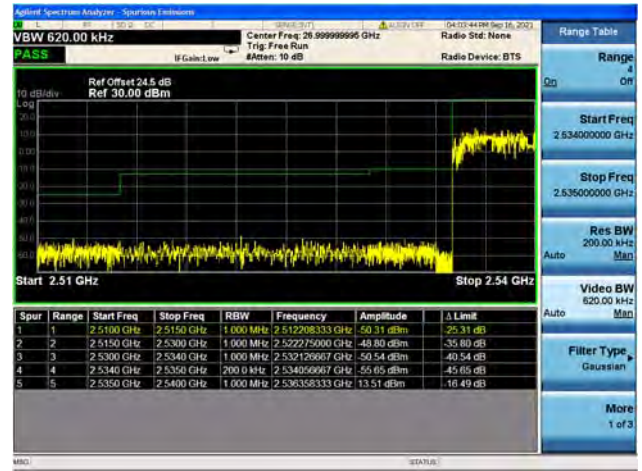




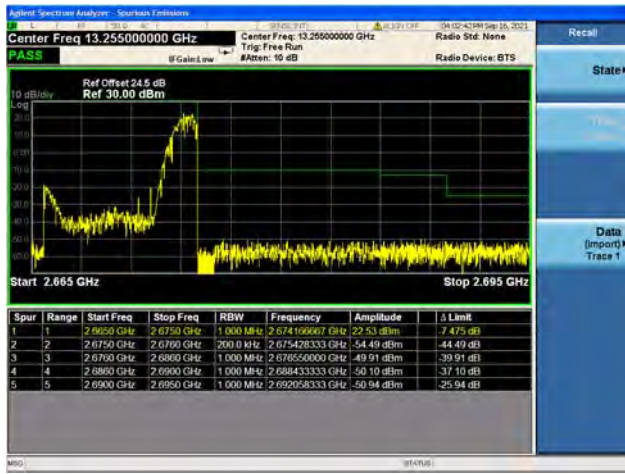
Band41 / 10MHz / Low CH / QPSK / 1 RB



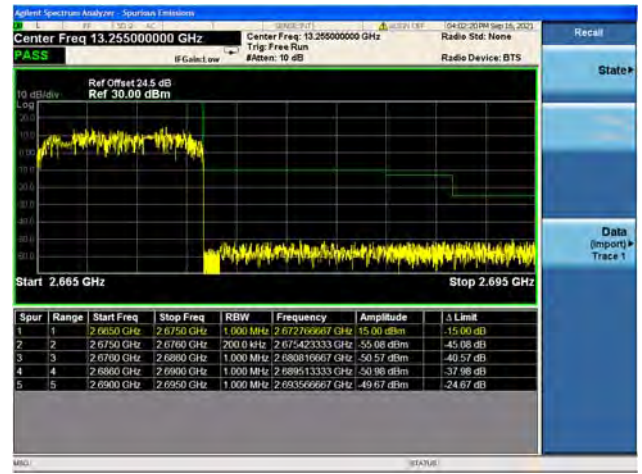
Band41 / 10MHz / Low CH / QPSK / FULL RB



Band41 / 10MHz / High CH / QPSK / 1 RB

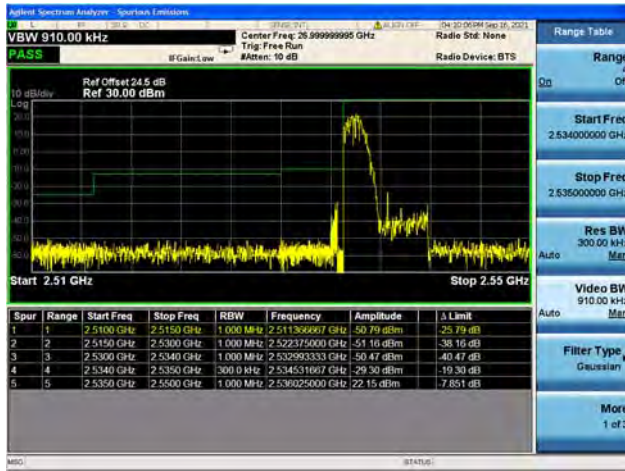


Band41 / 10MHz / High CH / QPSK / FULL RB

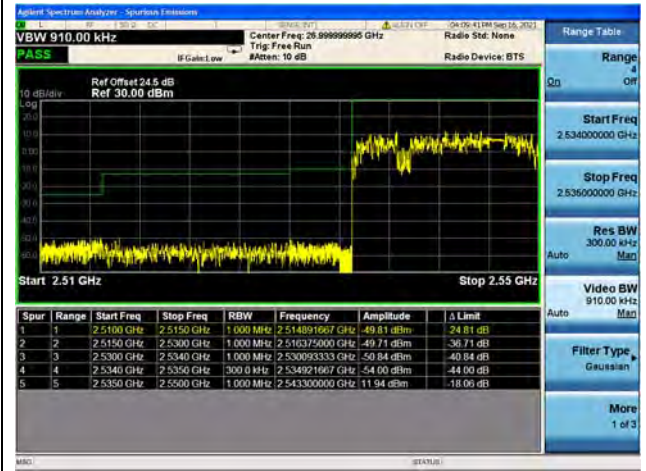




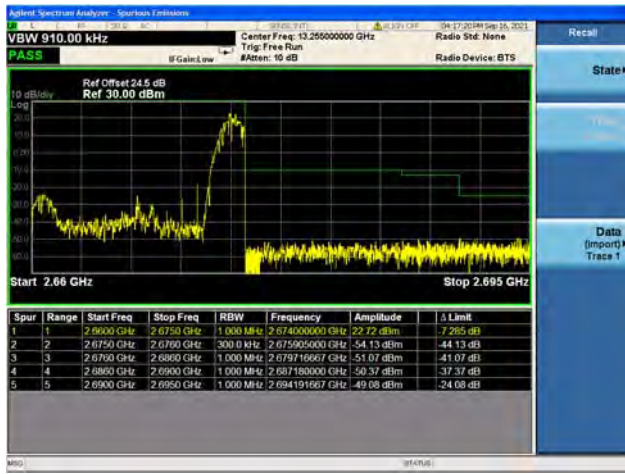
Band41 / 15MHz / Low CH / QPSK / 1 RB



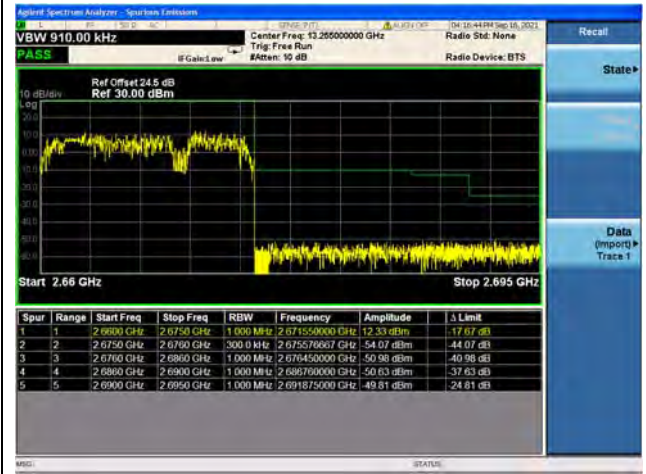
Band41 / 15MHz / Low CH / QPSK / FULL RB



Band41 / 15MHz / High CH / QPSK / 1 RB

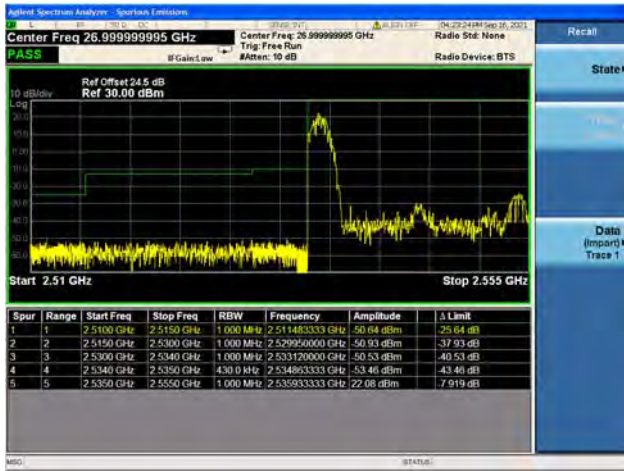


Band41 / 15MHz / High CH / QPSK / FULL RB

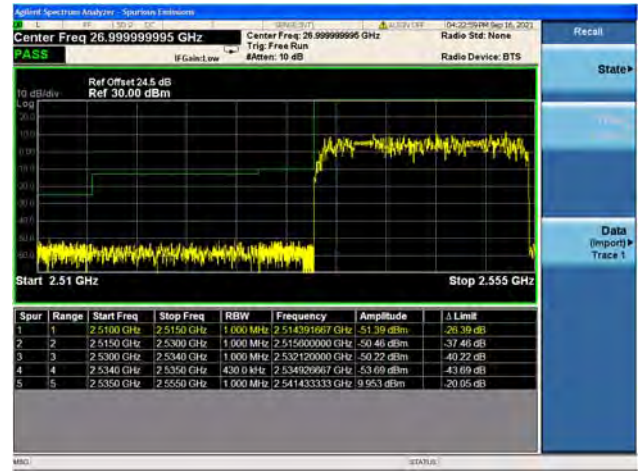




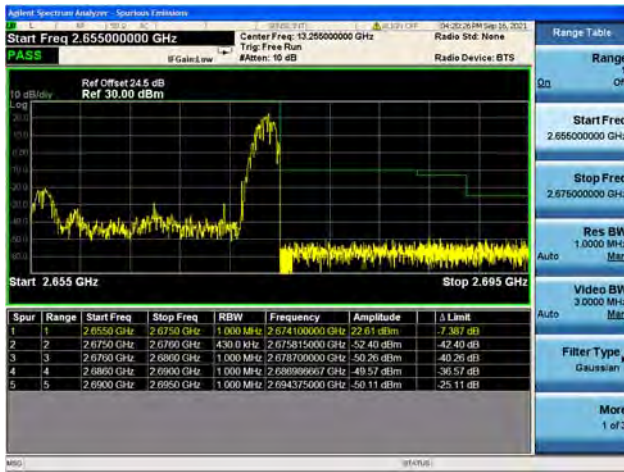
Band41 / 20MHz / Low CH / QPSK / 1 RB



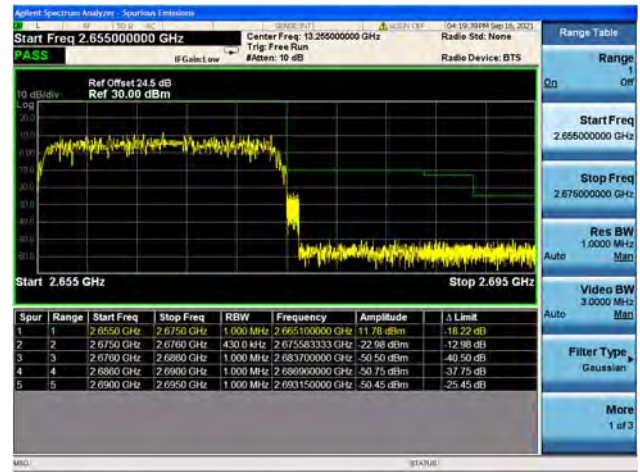
Band41 / 20MHz / Low CH / QPSK / FULL RB



Band41 / 20MHz / High CH / QPSK / 1 RB



Band41 / 20MHz / High CH / QPSK / FULL RB





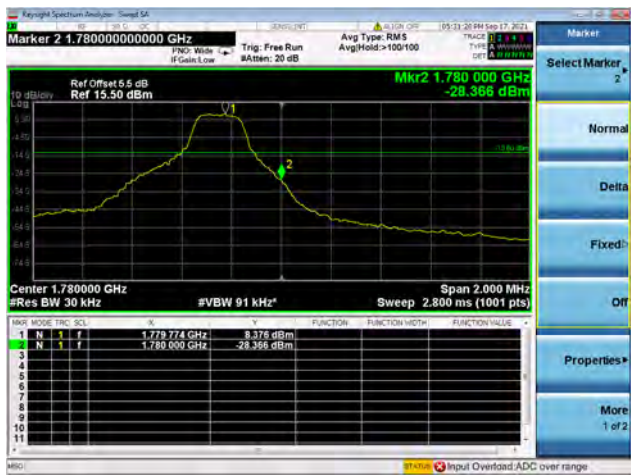
Band66 / 1.4MHz / Low CH / QPSK / 1 RB



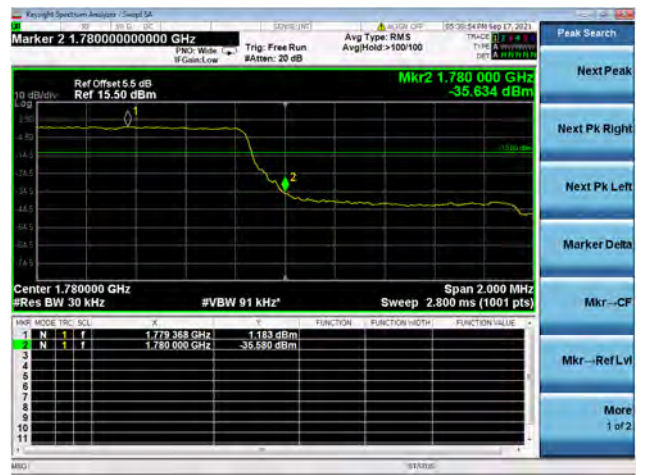
Band66 / 1.4MHz / Low CH / QPSK / FULL RB



Band66 / 1.4MHz / High CH / QPSK / 1 RB



Band66 / 1.4MHz / High CH / QPSK / FULL RB









Band66 / 10MHz / Low CH / QPSK / 1 RB



Band66 / 10MHz / Low CH / QPSK / FULL RB



Band66 / 10MHz / High CH / QPSK / 1 RB

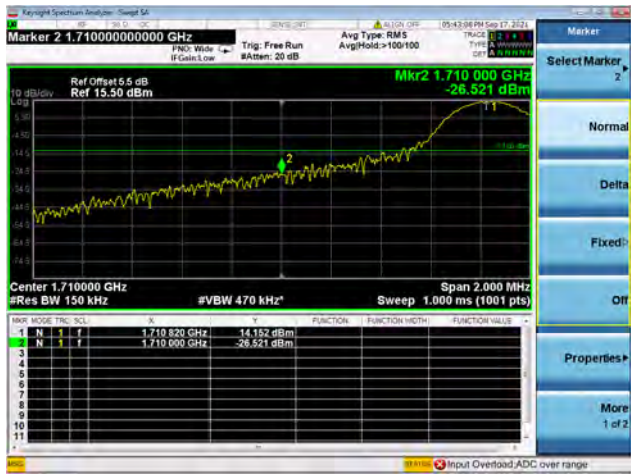


Band66 / 10MHz / High CH / QPSK / FULL RB





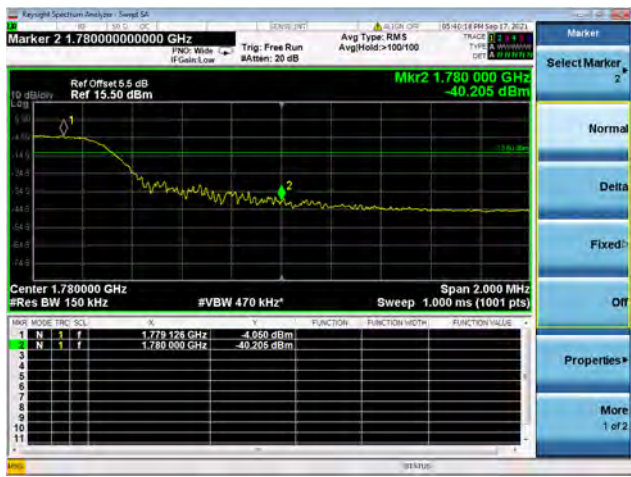
Band66 / 15MHz / Low CH / QPSK / 1 RB



Band66 / 15MHz / Low CH / QPSK / FULL RB



Band66 / 15MHz / High CH / QPSK / 1 RB

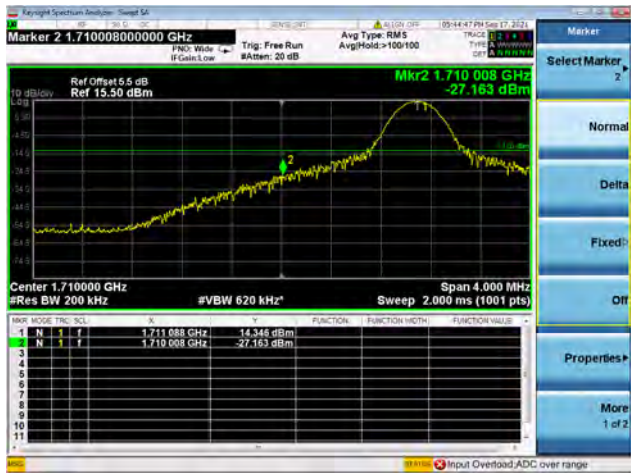


Band66 / 15MHz / High CH / QPSK / FULL RB





Band66 / 20MHz / Low CH / QPSK / 1 RB



Band66 / 20MHz / Low CH / QPSK / FULL RB



Band66 / 20MHz / High CH / QPSK / 1 RB



Band66 / 20MHz / High CH / QPSK / FULL RB



2.7. Radiated Spurious Emissions

2.7.1. Requirement

According to FCC section 2.1051, the power of any emission outside of the authorized operating frequency ranges must be attenuated below the transmitting power (P) by a factor of at least $43 + 10 \cdot \log(P)$ dB. This calculated to be -13dBm.

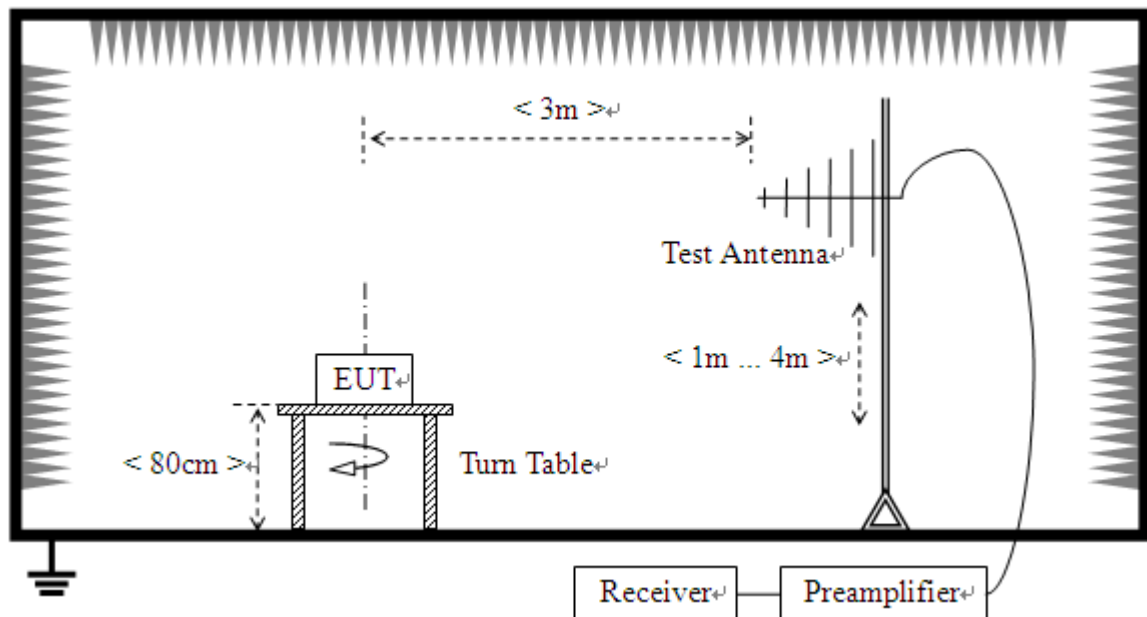
Additional requirement for LTE Band 7, 38, 41

The power of any emission outside of the authorized operating frequency ranges must be attenuated below the transmitting power (P) by a factor of at least $55 + 10 \log(P)$ dB. This calculated to be -25dBm.

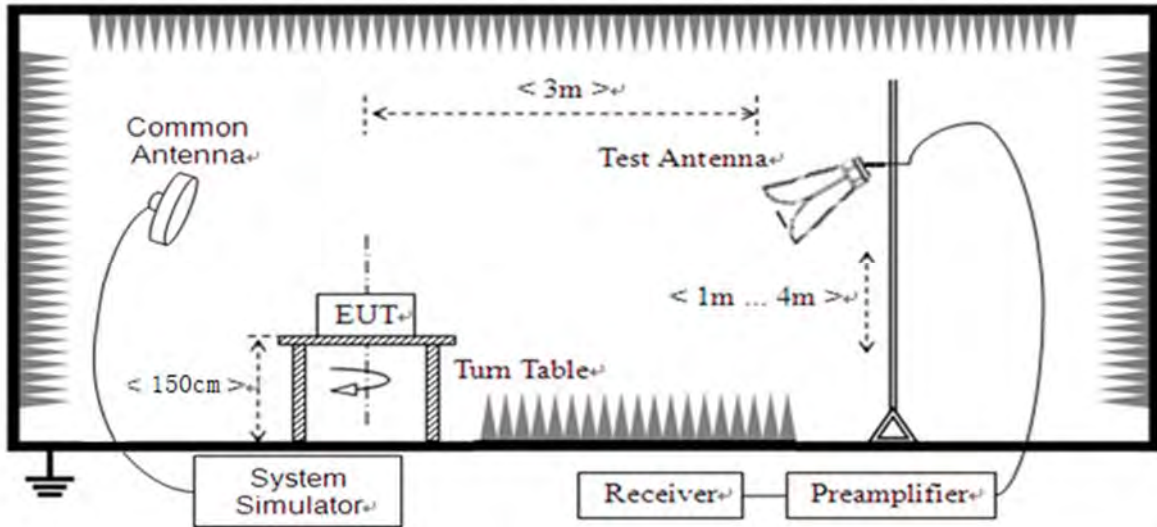
Additional requirement for LTE Band 40

The power of any emission outside of the authorized operating frequency ranges must be attenuated below the transmitter power (P) by a factor of at least $70 + 10 \log(P)$ dB. This calculated to be -40dBm.

2.7.2. Test Description



(For the test frequency from 30MHz to1GHz)



(For the test frequency above 1GHz)

The EUT is located in a 3m Full-Anechoic Chamber, the cable loss, air loss and so on of the site as factors are pre-calibrated using the "Substitution" method, and calculated to correct the reading. A call is established between the EUT and the SS via a Common Antenna. The EUT is commanded by the SS to operate at the maximum and minimum output power, and only the test result of the maximum output power was recorded.

In the frequency range above 30MHz, Bi-Log Test Antenna (30MHz to 1GHz) and Horn Test Antenna (above 1GHz) are used. Test Antenna is 3m away from the EUT. Test Antenna height is varied from 1m to 4m above the ground and the Turn Table is actuated to turn from 0° to 360° to determine the maximum value of the radiated power. The emission levels at both horizontal and vertical polarizations should be tested. The Filters consists of Notch Filters and High Pass Filter.

Note: When doing measurements above 1GHz, the EUT has been within the 3dB cone width of the horn antenna during horizontal antenna.

2.7.3. Test Procedure

KDB 971168 D01v03 Section 5.8 and ANSI/TIA-603-E-2016.

For measurements below 1 GHz the resolution bandwidth is set to 100 kHz for peak detection measurements.

For measurements above 1GHz the resolution bandwidth is set to 1MHz, the video band width is set to 3MHz for peak measurements.



2.7.4. Test Result

The measurement frequency range is from 30MHz to the 10th harmonic of the fundamental frequency. The Turn Table is actuated to turn from 0° to 360°, and both horizontal and vertical polarizations of the Test Antenna are used to find the maximum radiated power. The lowest, middle and highest channels are tested to verify the out of band emissions.

The substitution corrections are obtained as described below:

$$A_{\text{SUBST}} = P_{\text{SUBST_TX}} - P_{\text{SUBST_RX}} - L_{\text{SUBST_CABLES}} + G_{\text{SUBST_TX_ANT}}$$

$$A_{\text{TOT}} = L_{\text{CABLES}} + A_{\text{SUBST}}$$

Where A_{SUBST} is the final substitution correction including receive antenna gain.

$P_{\text{SUBST_TX}}$ is signal generator level,

$P_{\text{SUBST_RX}}$ is receiver level,

$L_{\text{SUBST_CABLES}}$ is cable losses including TX cable,

$G_{\text{SUBST_TX_ANT}}$ is substitution antenna gain.

A_{TOT} is total correction factor including cable loss and substitution correction

During the test, the data of A_{TOT} was added in the test spectrum analyze, so spectrum analyze reading is the final values which contain the data of A_{TOT} .

Note1: The power of the EUT transmitting frequency should be ignored.

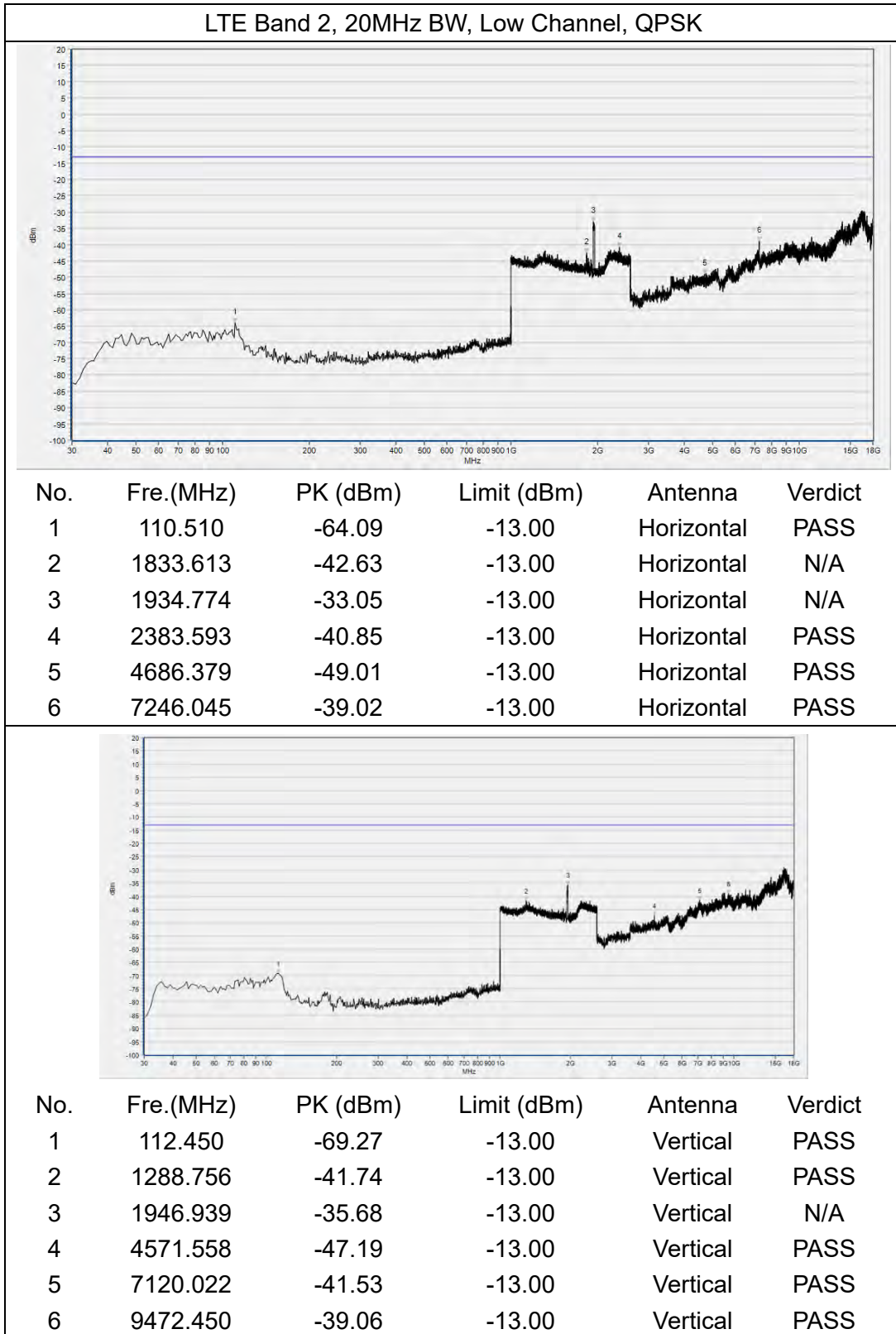
Note2: All Spurious Emission tests were performed in X, Y, Z axis direction. And only the worst axis test condition was recorded in this test report.

Note3: All bandwidth and modulation were considered and evaluated respectively by performing full test for each band, only the worst cases (Max Bandwidth and QPSK mode) were recorded in this test report.

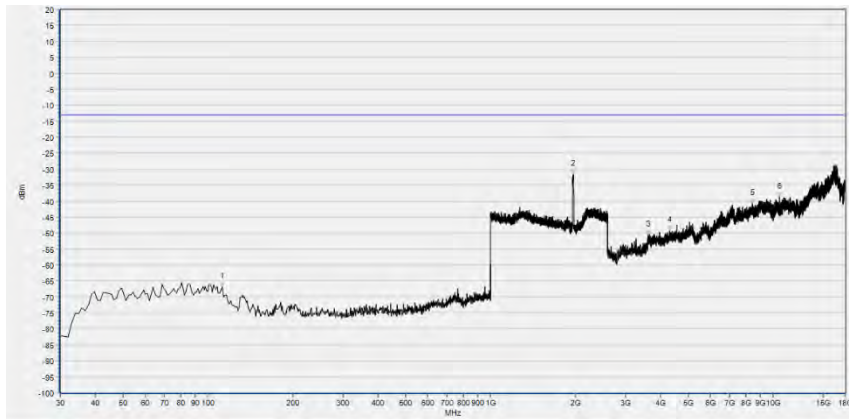
Note4: N/A means the frequency is the basic frequency or the base station frequency, they are no need to verdict.



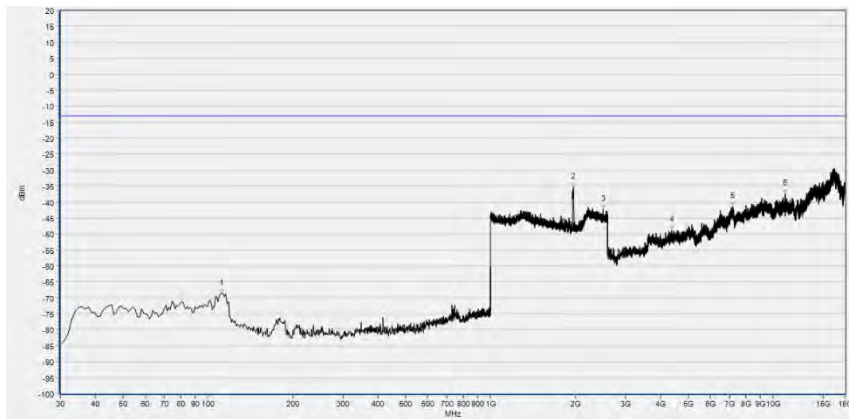
Top Antenna



LTE Band 2, 20MHz BW, Mid Channel, QPSK

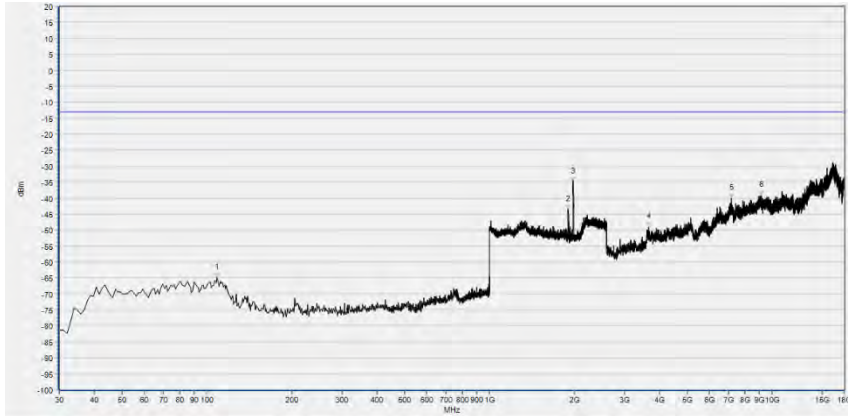


No.	Fre.(MHz)	PK (dBm)	Limit (dBm)	Antenna	Verdict
1	112.450	-66.89	-13.00	Horizontal	PASS
2	1962.305	-31.63	-13.00	Horizontal	N/A
3	3619.385	-50.70	-13.00	Horizontal	PASS
4	4313.912	-49.27	-13.00	Horizontal	PASS
5	8436.261	-40.85	-13.00	Horizontal	PASS
6	10542.244	-38.77	-13.00	Horizontal	PASS

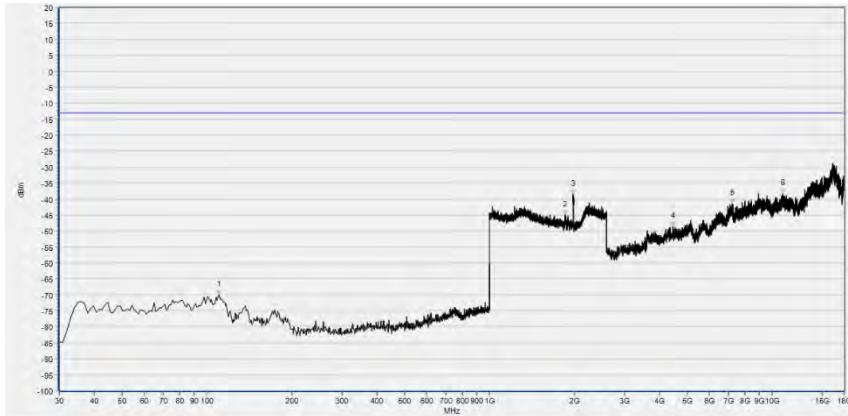


No.	Fre.(MHz)	PK (dBm)	Limit (dBm)	Antenna	Verdict
1	111.480	-68.72	-13.00	Vertical	PASS
2	1958.463	-35.44	-13.00	Vertical	N/A
3	2501.401	-42.28	-13.00	Vertical	PASS
4	4389.525	-48.90	-13.00	Vertical	PASS
5	7201.237	-41.47	-13.00	Vertical	PASS
6	11049.136	-37.50	-13.00	Vertical	PASS

LTE Band 2, 20MHz BW, High Channel, QPSK

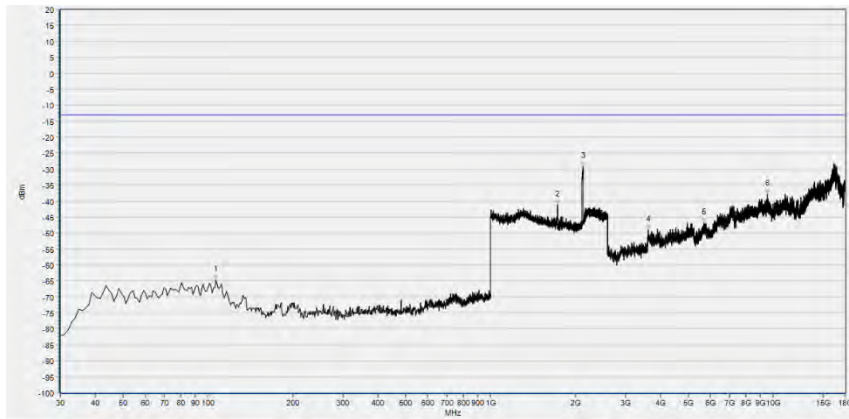


No.	Fre.(MHz)	PK (dBm)	Limit (dBm)	Antenna	Verdict
1	108.570	-64.97	-13.00	Horizontal	PASS
2	1900.200	-43.65	-13.00	Horizontal	N/A
3	1971.909	-34.98	-13.00	Horizontal	N/A
4	3652.991	-49.14	-13.00	Horizontal	PASS
5	7184.434	-40.12	-13.00	Horizontal	PASS
6	9175.596	-39.23	-13.00	Horizontal	PASS

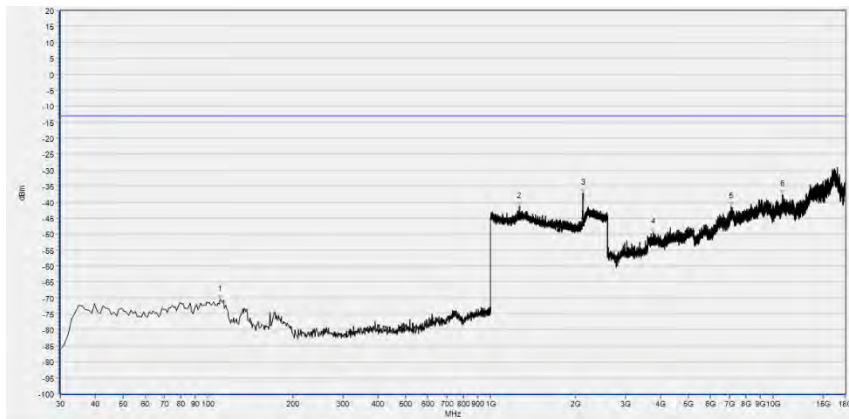


No.	Fre.(MHz)	PK (dBm)	Limit (dBm)	Antenna	Verdict
1	110.510	-70.13	-13.00	Vertical	PASS
2	1854.102	-45.08	-13.00	Vertical	N/A
3	1971.269	-38.63	-13.00	Vertical	N/A
4	4445.536	-48.69	-13.00	Vertical	PASS
5	7240.444	-41.36	-13.00	Vertical	PASS
6	10886.707	-38.27	-13.00	Vertical	PASS

LTE Band 4, 20MHz BW, Low Channel, QPSK

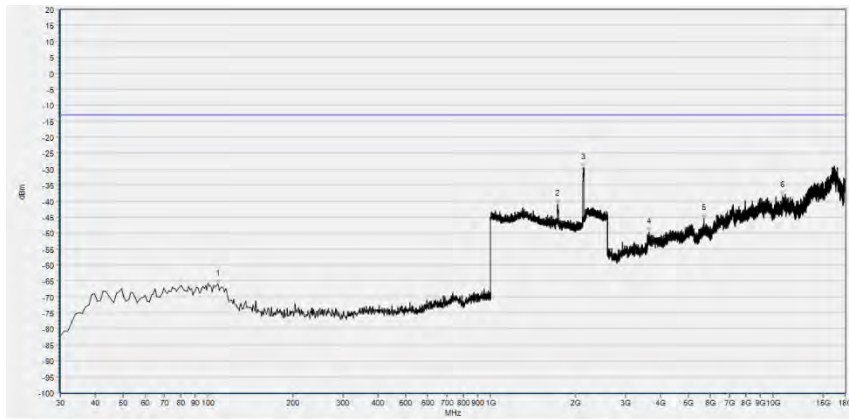


No.	Fre.(MHz)	PK (dBm)	Limit (dBm)	Antenna	Verdict
1	106.707	-64.64	-13.00	Horizontal	PASS
2	1727.564	-41.23	-13.00	Horizontal	N/A
3	2126.963	-29.24	-13.00	Horizontal	N/A
4	3611.435	-49.01	-13.00	Horizontal	PASS
5	5698.483	-46.71	-13.00	Horizontal	PASS
6	9561.960	-37.98	-13.00	Horizontal	PASS

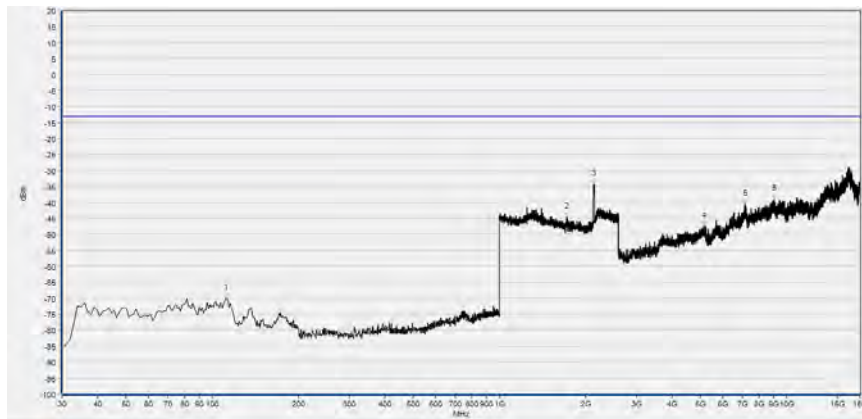


No.	Fre.(MHz)	PK (dBm)	Limit (dBm)	Antenna	Verdict
1	110.591	-70.45	-13.00	Vertical	PASS
2	1264.932	-41.48	-13.00	Vertical	PASS
3	2128.564	-37.30	-13.00	Vertical	PASS
4	3773.162	-49.49	-13.00	Vertical	PASS
5	7112.952	-41.56	-13.00	Vertical	PASS
6	10809.568	-37.74	-13.00	Vertical	PASS

LTE Band 4, 20MHz BW, Mid Channel, QPSK

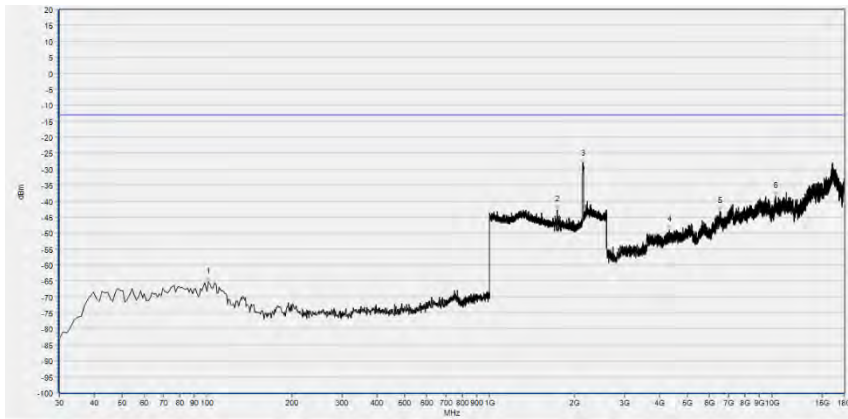


No.	Fre.(MHz)	PK (dBm)	Limit (dBm)	Antenna	Verdict
1	108.649	-65.97	-13.00	Horizontal	PASS
2	1727.564	-41.00	-13.00	Horizontal	N/A
3	2135.768	-29.57	-13.00	Horizontal	N/A
4	3629.405	-49.76	-13.00	Horizontal	PASS
5	5683.081	-45.39	-13.00	Horizontal	PASS
6	10819.837	-38.42	-13.00	Horizontal	PASS

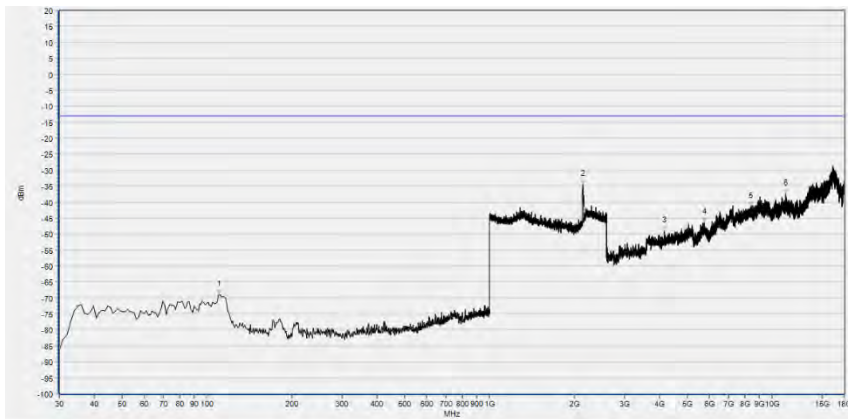


No.	Fre.(MHz)	PK (dBm)	Limit (dBm)	Antenna	Verdict
1	111.562	-70.04	-13.00	Vertical	PASS
2	1713.957	-44.52	-13.00	Vertical	N/A
3	2134.167	-34.20	-13.00	Vertical	N/A
4	5156.826	-47.46	-13.00	Vertical	PASS
5	7179.697	-40.50	-13.00	Vertical	PASS
6	9058.810	-38.97	-13.00	Vertical	PASS

LTE Band 4, 20MHz BW, High Channel, QPSK

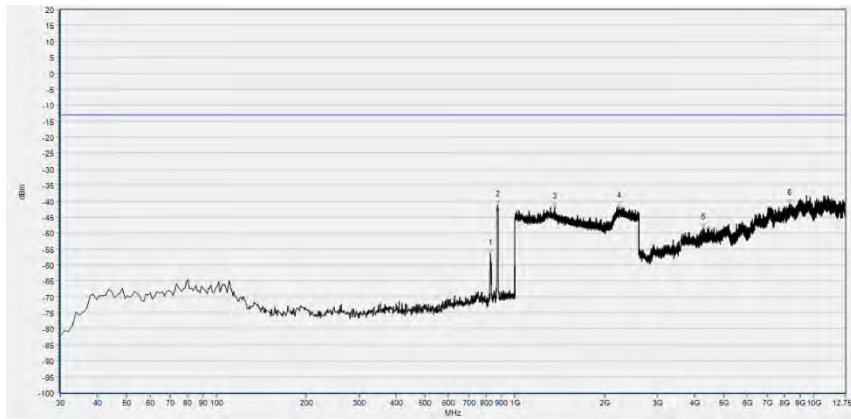


No.	Fre.(MHz)	PK (dBm)	Limit (dBm)	Antenna	Verdict
1	100.881	-65.34	-13.00	Horizontal	PASS
2	1736.368	-42.69	-13.00	Horizontal	N/A
3	2140.570	-28.50	-13.00	Horizontal	N/A
4	4337.923	-49.01	-13.00	Horizontal	PASS
5	6525.088	-43.25	-13.00	Horizontal	PASS
6	10301.284	-38.61	-13.00	Horizontal	PASS

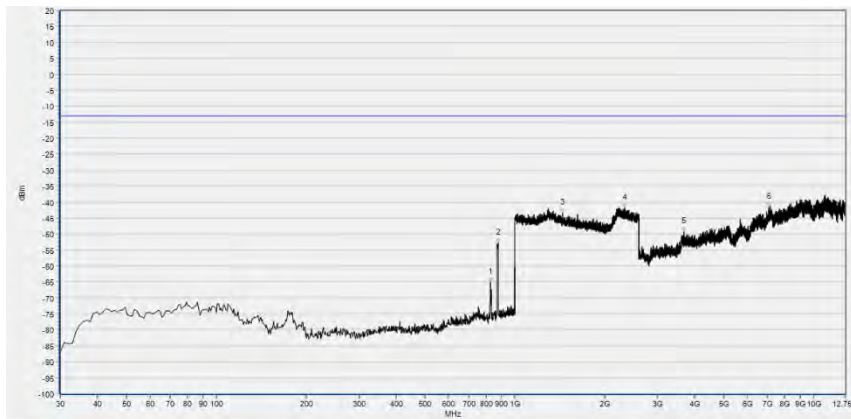


No.	Fre.(MHz)	PK (dBm)	Limit (dBm)	Antenna	Verdict
1	110.591	-69.05	-13.00	Vertical	PASS
2	2137.369	-34.42	-13.00	Vertical	N/A
3	4160.793	-49.09	-13.00	Vertical	PASS
4	5754.959	-46.37	-13.00	Vertical	PASS
5	8391.365	-41.55	-13.00	Vertical	PASS
6	11192.065	-37.46	-13.00	Vertical	PASS

LTE Band 5, 10MHz BW, Low Channel, QPSK



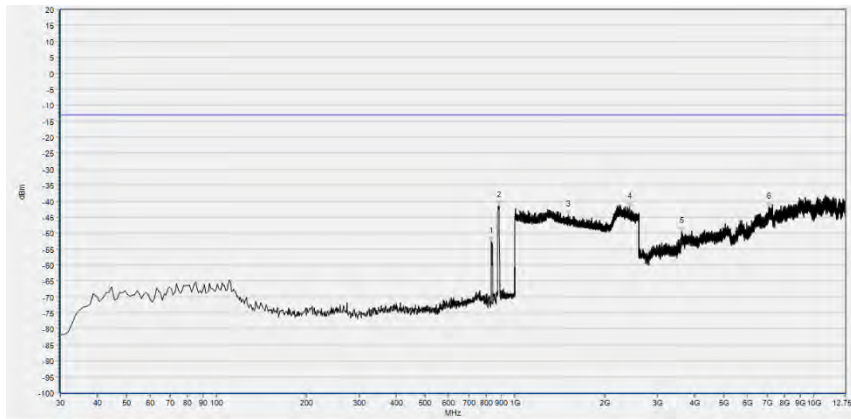
No.	Fre.(MHz)	PK (dBm)	Limit (dBm)	Antenna	Verdict
1	827.340	-56.39	-13.00	Horizontal	N/A
2	874.870	-41.18	-13.00	Horizontal	N/A
3	1357.263	-41.83	-13.00	Horizontal	PASS
4	2229.292	-41.71	-13.00	Horizontal	PASS
5	4261.211	-48.40	-13.00	Horizontal	PASS
6	8299.800	-40.78	-13.00	Horizontal	PASS



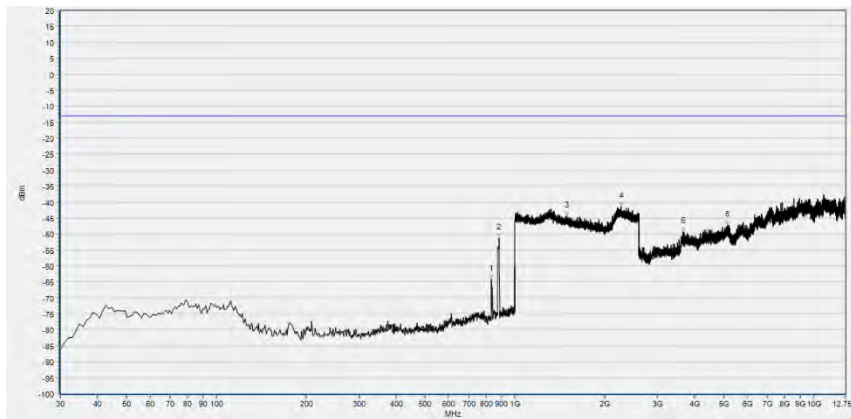
No.	Fre.(MHz)	PK (dBm)	Limit (dBm)	Antenna	Verdict
1	828.310	-65.23	-13.00	Vertical	N/A
2	877.780	-52.89	-13.00	Vertical	N/A
3	1440.496	-43.56	-13.00	Vertical	PASS
4	2323.409	-41.92	-13.00	Vertical	PASS
5	3672.404	-49.30	-13.00	Vertical	PASS
6	7083.424	-41.70	-13.00	Vertical	PASS



LTE Band 5, 10MHz BW, Mid Channel, QPSK



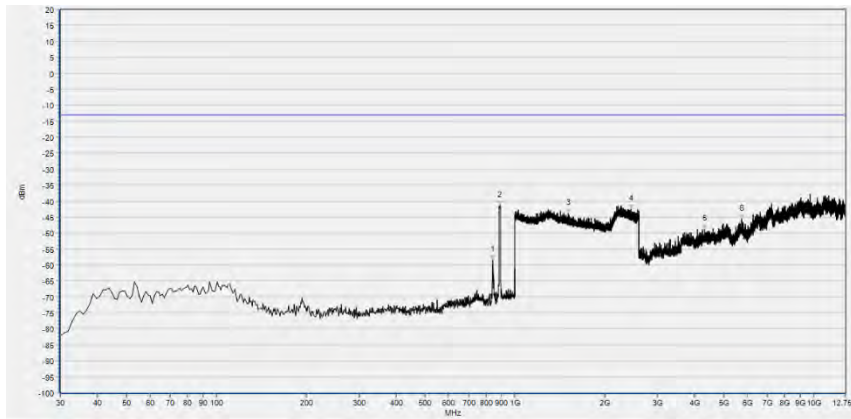
No.	Fre.(MHz)	PK (dBm)	Limit (dBm)	Antenna	Verdict
1	833.160	-52.70	-13.00	Horizontal	N/A
2	883.600	-41.42	-13.00	Horizontal	N/A
3	1506.443	-44.28	-13.00	Horizontal	PASS
4	2414.326	-41.82	-13.00	Horizontal	PASS
5	3607.801	-49.59	-13.00	Horizontal	PASS
6	7066.812	-41.85	-13.00	Horizontal	PASS



No.	Fre.(MHz)	PK (dBm)	Limit (dBm)	Antenna	Verdict
1	834.130	-64.27	-13.00	Vertical	N/A
2	885.540	-51.27	-13.00	Vertical	N/A
3	1492.357	-44.43	-13.00	Vertical	PASS
4	2265.146	-41.43	-13.00	Vertical	PASS
5	3663.175	-49.30	-13.00	Vertical	PASS
6	5143.499	-47.24	-13.00	Vertical	PASS



LTE Band 5, 10MHz BW, High Channel, QPSK



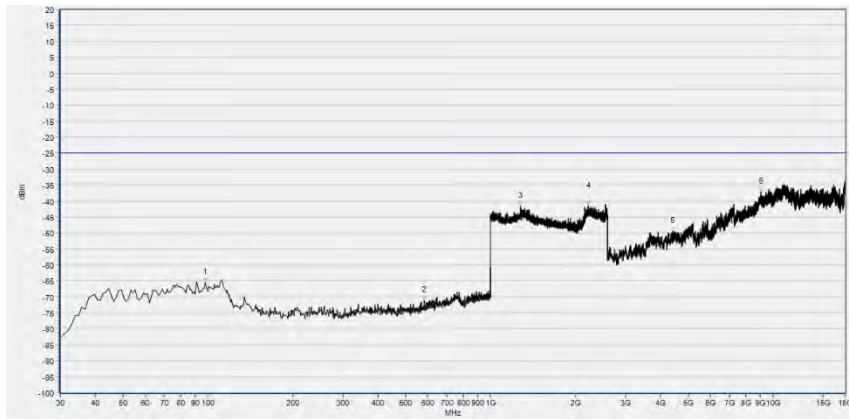
No.	Fre.(MHz)	PK (dBm)	Limit (dBm)	Antenna	Verdict
1	842.860	-58.51	-13.00	Horizontal	N/A
2	891.360	-41.56	-13.00	Horizontal	N/A
3	1507.723	-43.90	-13.00	Horizontal	PASS
4	2446.979	-42.63	-13.00	Horizontal	PASS
5	4316.585	-48.93	-13.00	Horizontal	PASS
6	5747.072	-45.80	-13.00	Horizontal	PASS



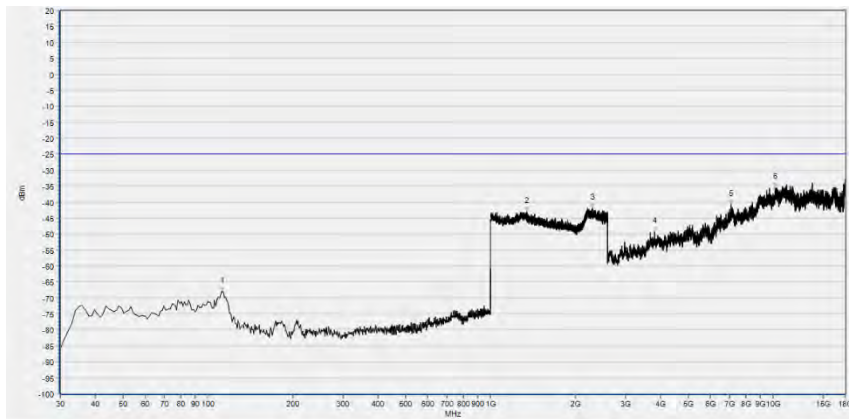
No.	Fre.(MHz)	PK (dBm)	Limit (dBm)	Antenna	Verdict
1	842.860	-65.01	-13.00	Vertical	N/A
2	893.300	-53.26	-13.00	Vertical	N/A
3	1302.841	-42.08	-13.00	Vertical	PASS
4	2235.054	-41.73	-13.00	Vertical	PASS
5	3884.670	-49.33	-13.00	Vertical	PASS
6	7238.471	-40.46	-13.00	Vertical	PASS



LTE Band 7, 20MHz BW, Low Channel, QPSK

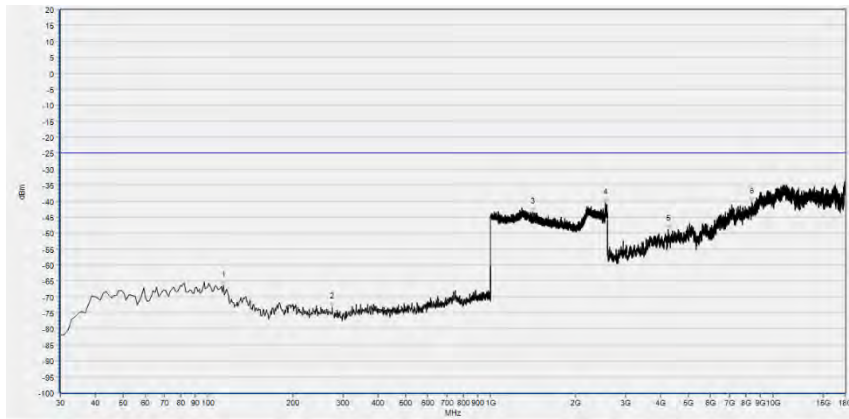


No.	Fre.(MHz)	PK (dBm)	Limit (dBm)	Antenna	Verdict
1	97.900	-65.67	-25.00	Horizontal	PASS
2	583.870	-71.10	-25.00	Horizontal	PASS
3	1277.871	-41.69	-25.00	Horizontal	PASS
4	2218.407	-41.50	-25.00	Horizontal	PASS
5	4397.927	-49.58	-25.00	Horizontal	PASS
6	9066.376	-37.27	-25.00	Horizontal	PASS



No.	Fre.(MHz)	PK (dBm)	Limit (dBm)	Antenna	Verdict
1	112.450	-68.13	-25.00	Vertical	PASS
2	1345.098	-42.99	-25.00	Vertical	PASS
3	2300.360	-41.84	-25.00	Vertical	PASS
4	3812.620	-49.26	-25.00	Vertical	PASS
5	7094.817	-40.87	-25.00	Vertical	PASS
6	10208.983	-35.49	-25.00	Vertical	PASS

LTE Band 7, 20MHz BW, Mid Channel, QPSK

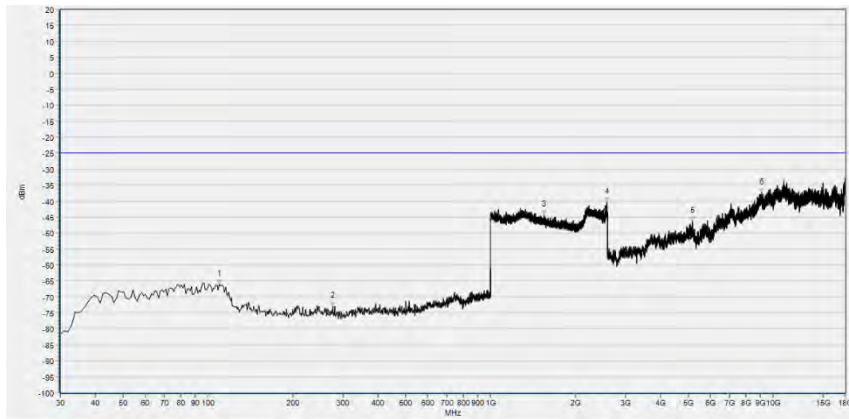


No.	Fre.(MHz)	PK (dBm)	Limit (dBm)	Antenna	Verdict
1	113.420	-66.54	-25.00	Horizontal	PASS
2	275.410	-73.12	-25.00	Horizontal	PASS
3	1405.922	-43.57	-25.00	Horizontal	PASS
4	2553.261	-40.47	-25.00	Horizontal	PASS
5	4260.702	-48.87	-25.00	Horizontal	PASS
6	8425.059	-40.35	-25.00	Horizontal	PASS

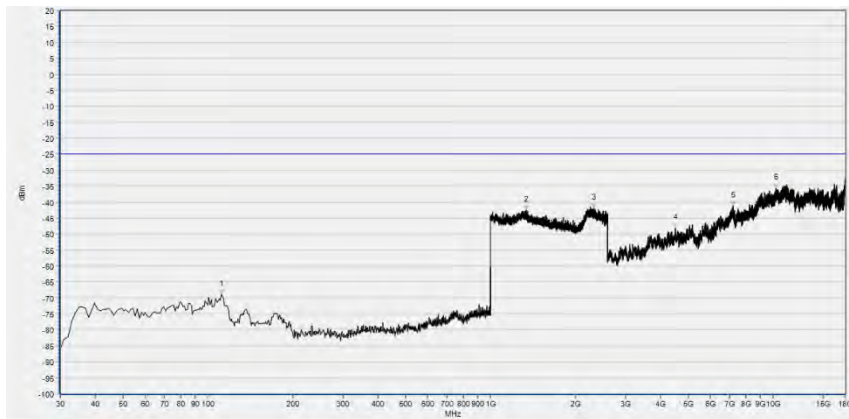


No.	Fre.(MHz)	PK (dBm)	Limit (dBm)	Antenna	Verdict
1	102.750	-69.92	-25.00	Vertical	PASS
2	1304.762	-42.08	-25.00	Vertical	PASS
3	2503.321	-41.92	-25.00	Vertical	PASS
4	3731.406	-49.83	-25.00	Vertical	PASS
5	6361.084	-44.85	-25.00	Vertical	PASS
6	10287.398	-35.48	-25.00	Vertical	PASS

LTE Band 7, 20MHz BW, High Channel, QPSK



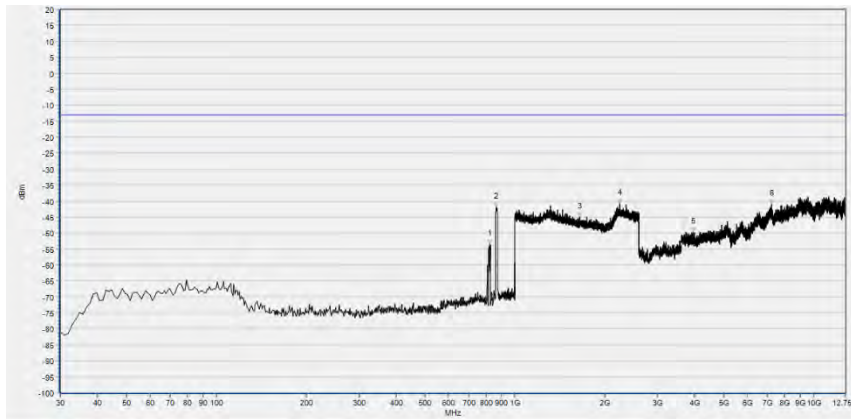
No.	Fre.(MHz)	PK (dBm)	Limit (dBm)	Antenna	Verdict
1	109.540	-66.14	-25.00	Horizontal	PASS
2	277.350	-73.06	-25.00	Horizontal	PASS
3	1543.577	-44.46	-25.00	Horizontal	PASS
4	2581.433	-40.41	-25.00	Horizontal	PASS
5	5184.870	-46.28	-25.00	Horizontal	PASS
6	9113.984	-37.51	-25.00	Horizontal	PASS



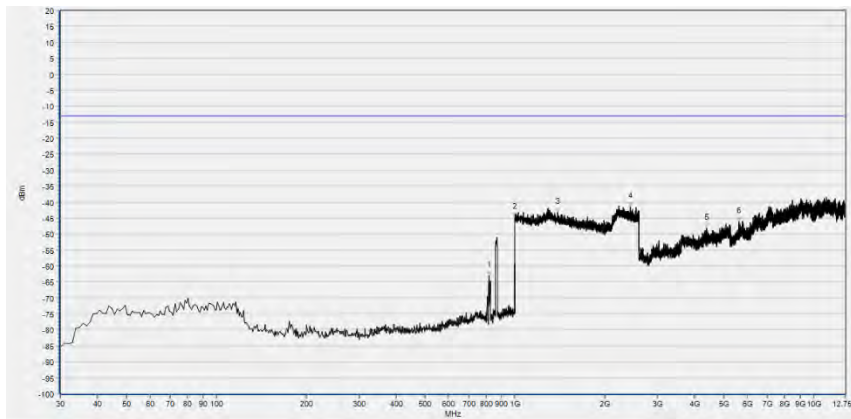
No.	Fre.(MHz)	PK (dBm)	Limit (dBm)	Antenna	Verdict
1	111.480	-69.02	-25.00	Vertical	PASS
2	1335.494	-42.52	-25.00	Vertical	PASS
3	2327.251	-41.99	-25.00	Vertical	PASS
4	4501.546	-48.24	-25.00	Vertical	PASS
5	7243.244	-41.12	-25.00	Vertical	PASS
6	10225.787	-35.74	-25.00	Vertical	PASS



LTE Band 26, 15MHz BW, Low Channel, QPSK

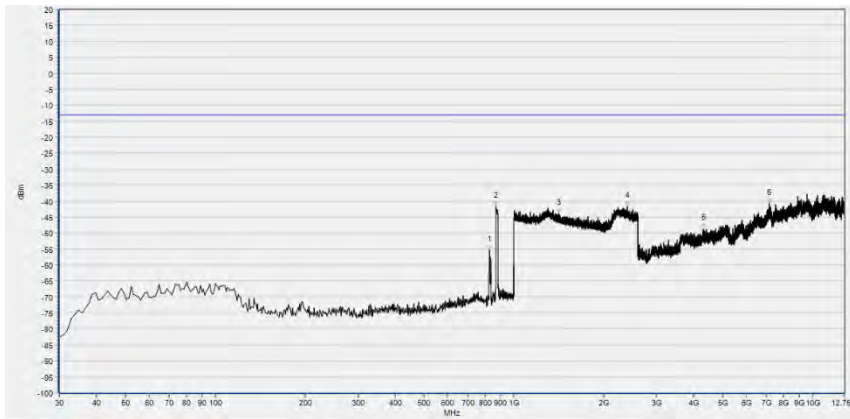


No.	Fre.(MHz)	PK (dBm)	Limit (dBm)	Antenna	Verdict
1	821.520	-53.56	-13.00	Horizontal	N/A
2	864.200	-41.87	-13.00	Horizontal	N/A
3	1647.939	-45.11	-13.00	Horizontal	PASS
4	2246.579	-40.83	-13.00	Horizontal	PASS
5	3952.964	-49.79	-13.00	Horizontal	PASS
6	7231.087	-41.03	-13.00	Horizontal	PASS

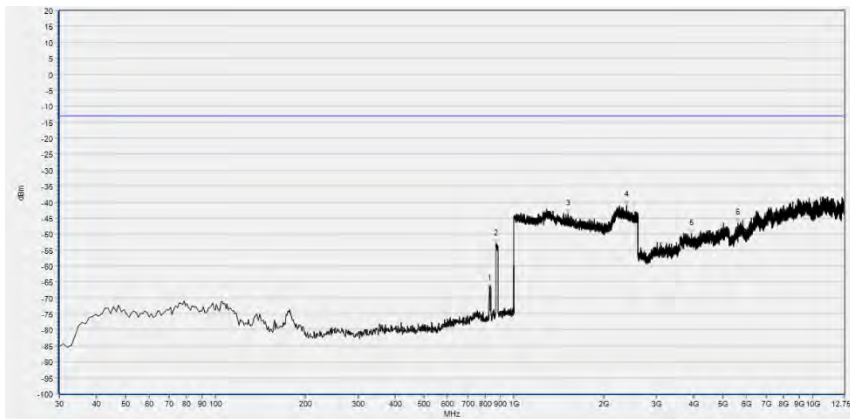


No.	Fre.(MHz)	PK (dBm)	Limit (dBm)	Antenna	Verdict
1	816.670	-63.08	-13.00	Vertical	N/A
2	1000.640	-44.77	-13.00	Vertical	N/A
3	1386.715	-43.29	-13.00	Vertical	PASS
4	2436.735	-41.47	-13.00	Vertical	PASS
5	4373.804	-48.22	-13.00	Vertical	PASS
6	5603.101	-46.23	-13.00	Vertical	PASS

LTE Band 26, 15MHz BW, Mid Channel, QPSK



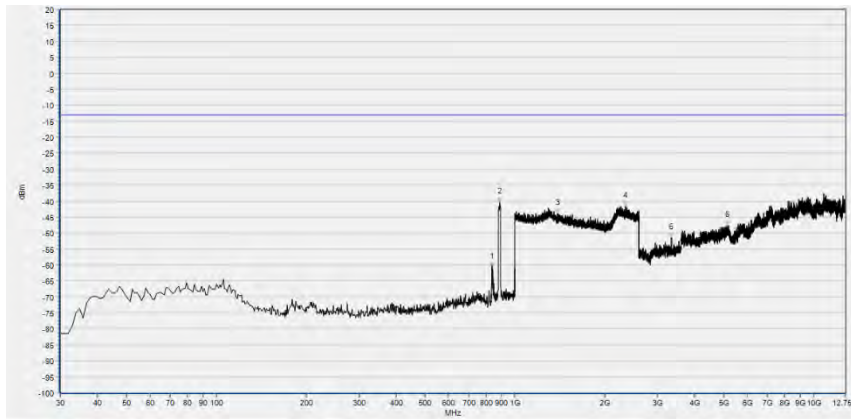
No.	Fre.(MHz)	PK (dBm)	Limit (dBm)	Antenna	Verdict
1	827.340	-55.40	-13.00	Horizontal	N/A
2	870.020	-41.71	-13.00	Horizontal	N/A
3	1409.764	-43.91	-13.00	Horizontal	PASS
4	2398.960	-41.75	-13.00	Horizontal	PASS
5	4309.202	-48.50	-13.00	Horizontal	PASS
6	7146.181	-40.82	-13.00	Horizontal	PASS



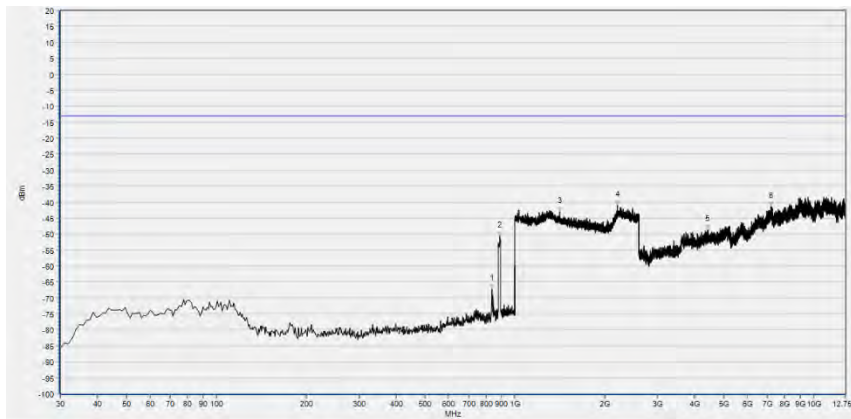
No.	Fre.(MHz)	PK (dBm)	Limit (dBm)	Antenna	Verdict
1	826.370	-67.22	-13.00	Vertical	N/A
2	870.020	-52.97	-13.00	Vertical	N/A
3	1519.888	-43.72	-13.00	Vertical	PASS
4	2386.795	-40.97	-13.00	Vertical	PASS
5	3917.894	-49.95	-13.00	Vertical	PASS
6	5610.484	-46.49	-13.00	Vertical	PASS



LTE Band 26, 15MHz BW, High Channel, QPSK



No.	Fre.(MHz)	PK (dBm)	Limit (dBm)	Antenna	Verdict
1	836.070	-60.77	-13.00	Horizontal	N/A
2	888.450	-40.40	-13.00	Horizontal	N/A
3	1391.837	-44.02	-13.00	Horizontal	PASS
4	2343.898	-41.63	-13.00	Horizontal	PASS
5	3338.316	-51.40	-13.00	Horizontal	PASS
6	5132.424	-47.63	-13.00	Horizontal	PASS



No.	Fre.(MHz)	PK (dBm)	Limit (dBm)	Antenna	Verdict
1	835.100	-67.16	-13.00	Vertical	N/A
2	890.390	-50.69	-13.00	Vertical	N/A
3	1411.044	-43.06	-13.00	Vertical	PASS
4	2199.200	-41.07	-13.00	Vertical	PASS
5	4419.949	-48.59	-13.00	Vertical	PASS
6	7201.555	-41.35	-13.00	Vertical	PASS



LTE Band 38, 20MHz BW, Low Channel, QPSK



No.	Fre.(MHz)	PK (dBm)	Limit (dBm)	Antenna	Verdict
1	109.620	-70.24	-25.00	Horizontal	PASS
2	1375.058	-46.60	-25.00	Horizontal	PASS
3	2552.518	-32.61	-25.00	Horizontal	N/A
4	4134.147	-49.25	-25.00	Horizontal	PASS
5	5190.798	-47.33	-25.00	Horizontal	PASS
6	7907.902	-41.45	-25.00	Horizontal	PASS



No.	Fre.(MHz)	PK (dBm)	Limit (dBm)	Antenna	Verdict
1	110.591	-71.56	-25.00	Vertical	PASS
2	1345.715	-47.41	-25.00	Vertical	PASS
3	2342.848	-44.81	-25.00	Vertical	PASS
4	3705.941	-49.52	-25.00	Vertical	PASS
5	7137.748	-41.50	-25.00	Vertical	PASS
6	9013.843	-35.59	-25.00	Vertical	PASS

LTE Band 38, 20MHz BW, Mid Channel, QPSK



No.	Fre.(MHz)	PK (dBm)	Limit (dBm)	Antenna	Verdict
1	109.620	-71.30	-25.00	Horizontal	PASS
2	1371.857	-46.81	-25.00	Horizontal	PASS
3	2594.131	-38.37	-25.00	Horizontal	N/A
4	3841.488	-50.25	-25.00	Horizontal	PASS
5	5175.395	-45.55	-25.00	Horizontal	PASS
6	7048.410	-41.60	-25.00	Horizontal	PASS



No.	Fre.(MHz)	PK (dBm)	Limit (dBm)	Antenna	Verdict
1	102.823	-70.41	-25.00	Vertical	PASS
2	1322.774	-46.03	-25.00	Vertical	PASS
3	2196.132	-45.05	-25.00	Vertical	PASS
4	2978.916	-52.35	-25.00	Vertical	PASS
5	5153.831	-45.13	-25.00	Vertical	PASS
6	10313.863	-35.28	-25.00	Vertical	PASS



LTE Band 38, 20MHz BW, High Channel, QPSK



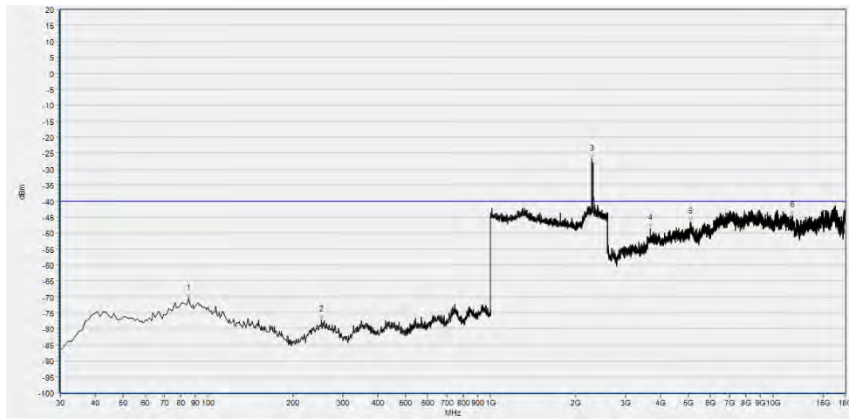
No.	Fre.(MHz)	PK (dBm)	Limit (dBm)	Antenna	Verdict
1	99.910	-71.00	-25.00	Horizontal	PASS
2	255.265	-77.96	-25.00	Horizontal	PASS
3	1522.307	-48.18	-25.00	Horizontal	PASS
4	2548.249	-44.01	-25.00	Horizontal	PASS
5	3924.665	-49.89	-25.00	Horizontal	PASS
6	7544.389	-41.70	-25.00	Horizontal	PASS



No.	Fre.(MHz)	PK (dBm)	Limit (dBm)	Antenna	Verdict
1	105.736	-70.78	-25.00	Vertical	PASS
2	1363.321	-48.04	-25.00	Vertical	PASS
3	2327.909	-44.94	-25.00	Vertical	PASS
4	3918.504	-49.49	-25.00	Vertical	PASS
5	7183.957	-41.21	-25.00	Vertical	PASS
6	9645.369	-35.33	-25.00	Vertical	PASS



LTE Band 40, Block A, 5MHz BW, Low Channel, QPSK



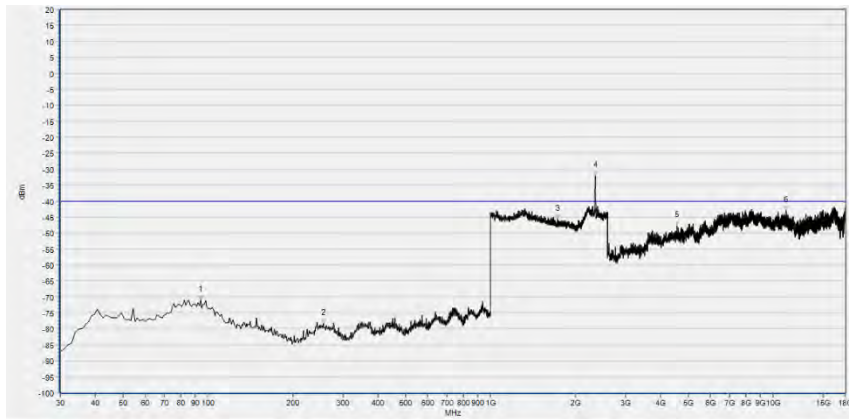
No.	Fre.(MHz)	PK (dBm)	Limit (dBm)	Antenna	Verdict
1	85.345	-70.52	-40.00	Horizontal	PASS
2	252.352	-77.31	-40.00	Horizontal	PASS
3	2284.484	-26.90	-40.00	Horizontal	N/A
4	3678.216	-48.61	-40.00	Horizontal	PASS
5	5086.057	-46.58	-40.00	Horizontal	PASS
6	11718.624	-44.67	-40.00	Horizontal	PASS



No.	Fre.(MHz)	PK (dBm)	Limit (dBm)	Antenna	Verdict
1	99.910	-70.85	-40.00	Vertical	PASS
2	446.547	-76.35	-40.00	Vertical	PASS
3	1517.317	-44.22	-40.00	Vertical	PASS
4	3970.874	-50.38	-40.00	Vertical	PASS
5	5757.632	-46.65	-40.00	Vertical	PASS
6	13526.945	-44.18	-40.00	Vertical	PASS



LTE Band 40, Block A, 5MHz BW, Mid Channel, QPSK

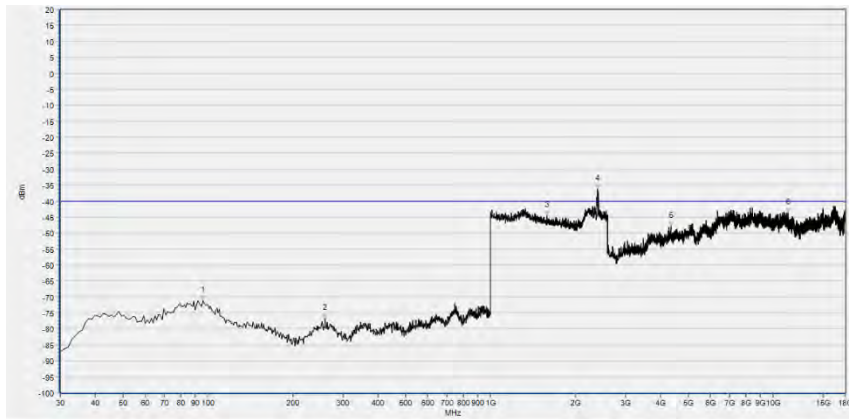


No.	Fre.(MHz)	PK (dBm)	Limit (dBm)	Antenna	Verdict
1	94.084	-70.86	-40.00	Horizontal	PASS
2	256.236	-78.38	-40.00	Horizontal	PASS
3	1725.526	-45.75	-40.00	Horizontal	PASS
4	2348.549	-31.96	-40.00	Horizontal	N/A
5	4571.594	-47.70	-40.00	Horizontal	PASS
6	11136.387	-43.11	-40.00	Horizontal	PASS



No.	Fre.(MHz)	PK (dBm)	Limit (dBm)	Antenna	Verdict
1	95.055	-70.46	-40.00	Vertical	PASS
2	1821.622	-45.68	-40.00	Vertical	PASS
3	3625.845	-49.93	-40.00	Vertical	PASS
4	5184.637	-46.80	-40.00	Vertical	PASS
5	8246.769	-42.90	-40.00	Vertical	PASS
6	13573.155	-43.82	-40.00	Vertical	PASS

LTE Band 40, Block A, 5MHz BW, High Channel, QPSK



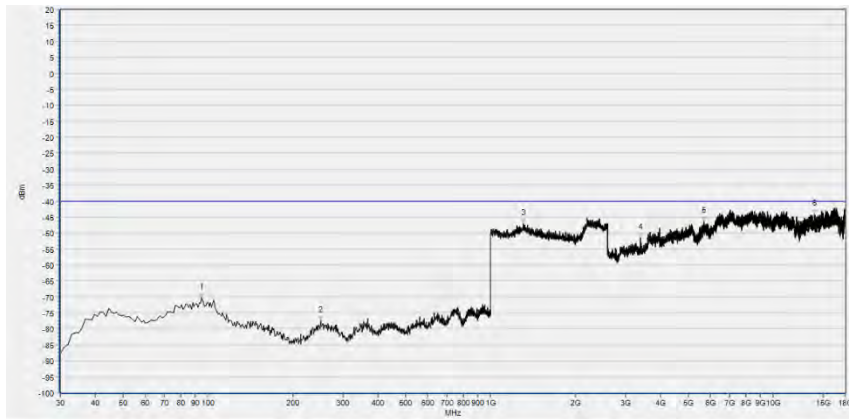
No.	Fre.(MHz)	PK (dBm)	Limit (dBm)	Antenna	Verdict
1	96.026	-71.17	-40.00	Horizontal	PASS
2	260.120	-76.77	-40.00	Horizontal	PASS
3	1584.585	-44.68	-40.00	Horizontal	PASS
4	2393.393	-36.22	-40.00	Horizontal	N/A
5	4343.629	-47.84	-40.00	Horizontal	PASS
6	11290.418	-43.61	-40.00	Horizontal	PASS



No.	Fre.(MHz)	PK (dBm)	Limit (dBm)	Antenna	Verdict
1	81.461	-71.44	-40.00	Vertical	PASS
2	456.256	-77.40	-40.00	Vertical	PASS
3	1666.266	-44.01	-40.00	Vertical	PASS
4	4605.481	-48.44	-40.00	Vertical	PASS
5	7929.466	-43.49	-40.00	Vertical	PASS
6	13474.575	-44.68	-40.00	Vertical	PASS



LTE Band 40, Block B, 5MHz BW, Low Channel, QPSK



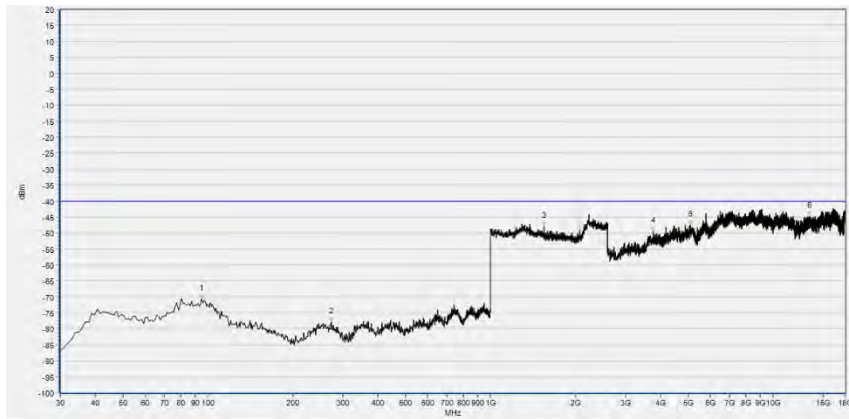
No.	Fre.(MHz)	PK (dBm)	Limit (dBm)	Antenna	Verdict
1	95.055	-70.24	-40.00	Horizontal	PASS
2	250.410	-77.40	-40.00	Horizontal	PASS
3	1305.906	-46.97	-40.00	Horizontal	PASS
4	3385.557	-51.61	-40.00	Horizontal	PASS
5	5705.261	-45.43	-40.00	Horizontal	PASS
6	13995.199	-44.23	-40.00	Horizontal	PASS



No.	Fre.(MHz)	PK (dBm)	Limit (dBm)	Antenna	Verdict
1	99.910	-71.07	-40.00	Vertical	PASS
2	256.236	-77.27	-40.00	Vertical	PASS
3	1376.376	-48.22	-40.00	Vertical	PASS
4	3139.108	-52.74	-40.00	Vertical	PASS
5	4537.708	-48.55	-40.00	Vertical	PASS
6	14019.844	-44.13	-40.00	Vertical	PASS



LTE Band 40, Block B, 5MHz BW, Mid Channel, QPSK



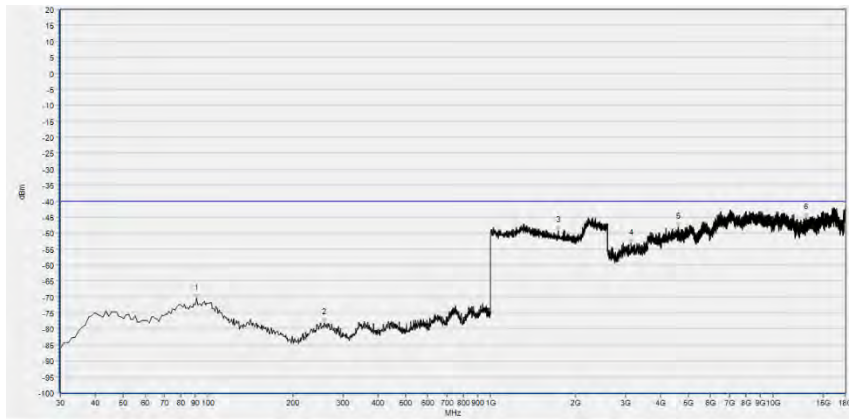
No.	Fre.(MHz)	PK (dBm)	Limit (dBm)	Antenna	Verdict
1	95.055	-70.73	-40.00	Horizontal	PASS
2	272.743	-77.83	-40.00	Horizontal	PASS
3	1547.748	-47.93	-40.00	Horizontal	PASS
4	3764.473	-49.56	-40.00	Horizontal	PASS
5	5092.218	-47.57	-40.00	Horizontal	PASS
6	13449.930	-44.77	-40.00	Horizontal	PASS



No.	Fre.(MHz)	PK (dBm)	Limit (dBm)	Antenna	Verdict
1	98.939	-70.61	-40.00	Vertical	PASS
2	257.207	-77.78	-40.00	Vertical	PASS
3	1429.229	-48.25	-40.00	Vertical	PASS
4	3086.737	-53.48	-40.00	Vertical	PASS
5	4611.642	-47.97	-40.00	Vertical	PASS
6	13471.494	-44.39	-40.00	Vertical	PASS



LTE Band 40, Block B, 5MHz BW, High Channel, QPSK

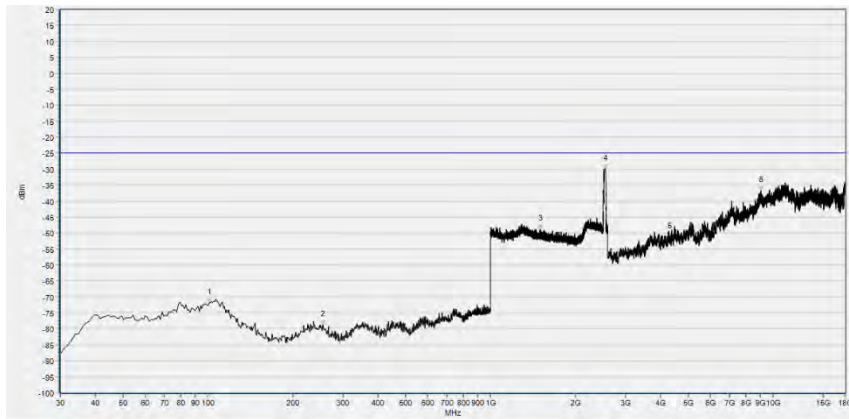


No.	Fre.(MHz)	PK (dBm)	Limit (dBm)	Antenna	Verdict
1	91.171	-70.57	-40.00	Horizontal	PASS
2	258.178	-78.08	-40.00	Horizontal	PASS
3	1736.737	-49.36	-40.00	Horizontal	PASS
4	3148.350	-53.27	-40.00	Horizontal	PASS
5	4620.884	-48.19	-40.00	Horizontal	PASS
6	13107.982	-45.14	-40.00	Horizontal	PASS

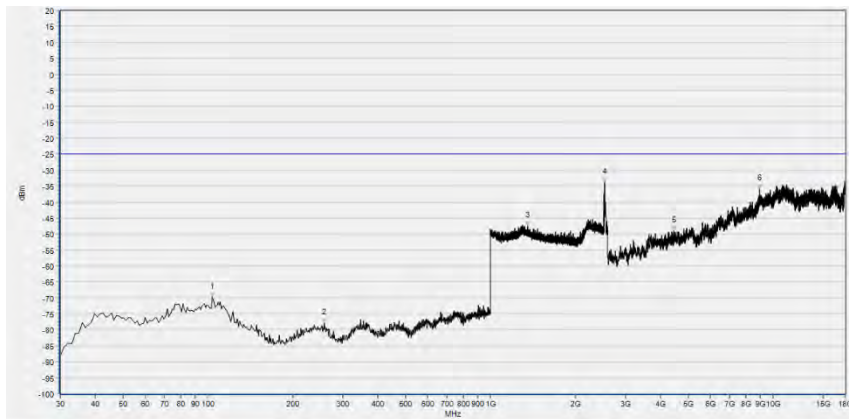


No.	Fre.(MHz)	PK (dBm)	Limit (dBm)	Antenna	Verdict
1	97.968	-70.20	-40.00	Vertical	PASS
2	277.598	-77.50	-40.00	Vertical	PASS
3	1598.999	-49.03	-40.00	Vertical	PASS
4	3256.171	-52.53	-40.00	Vertical	PASS
5	4331.306	-48.54	-40.00	Vertical	PASS
6	11749.430	-44.65	-40.00	Vertical	PASS

LTE Band 41, 20MHz BW, Low Channel, QPSK

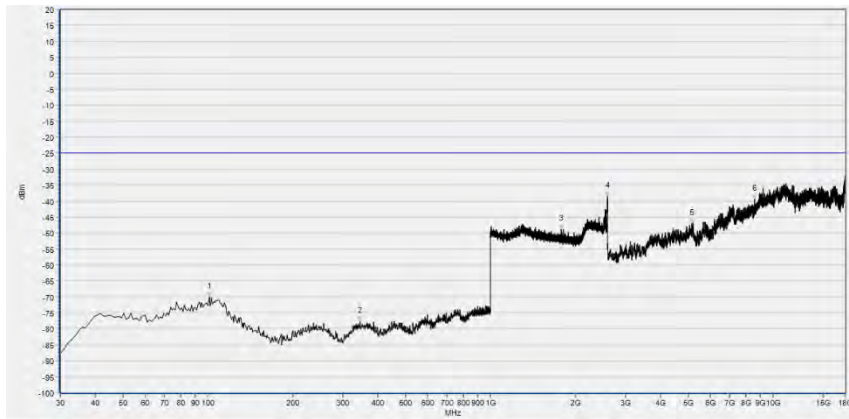


No.	Fre.(MHz)	PK (dBm)	Limit (dBm)	Antenna	Verdict
1	100.881	-71.77	-25.00	Horizontal	PASS
2	255.265	-78.83	-25.00	Horizontal	PASS
3	1504.702	-48.89	-25.00	Horizontal	PASS
4	2543.448	10.88	-25.00	Horizontal	N/A
5	4294.339	-51.36	-25.00	Horizontal	PASS
6	9041.568	-36.86	-25.00	Horizontal	PASS



No.	Fre.(MHz)	PK (dBm)	Limit (dBm)	Antenna	Verdict
1	103.794	-69.86	-25.00	Vertical	PASS
2	258.178	-77.80	-25.00	Vertical	PASS
3	1351.050	-47.45	-25.00	Vertical	PASS
4	2532.778	-33.94	-25.00	Vertical	N/A
5	4466.853	-49.07	-25.00	Vertical	PASS
6	8976.875	-35.91	-25.00	Vertical	PASS

LTE Band 41, 20MHz BW, Mid Channel, QPSK



No.	Fre.(MHz)	PK (dBm)	Limit (dBm)	Antenna	Verdict
1	100.881	-70.02	-25.00	Horizontal	PASS
2	345.566	-77.67	-25.00	Horizontal	PASS
3	1783.728	-48.73	-25.00	Horizontal	PASS
4	2595.732	-38.62	-25.00	Horizontal	N/A
5	5159.992	-47.08	-25.00	Horizontal	PASS
6	8585.637	-39.48	-25.00	Horizontal	PASS



No.	Fre.(MHz)	PK (dBm)	Limit (dBm)	Antenna	Verdict
1	109.620	-69.98	-25.00	Vertical	PASS
2	337.798	-77.87	-25.00	Vertical	PASS
3	1411.337	-48.02	-25.00	Vertical	PASS
4	3619.684	-50.80	-25.00	Vertical	PASS
5	4941.268	-47.54	-25.00	Vertical	PASS
6	8964.553	-37.12	-25.00	Vertical	PASS