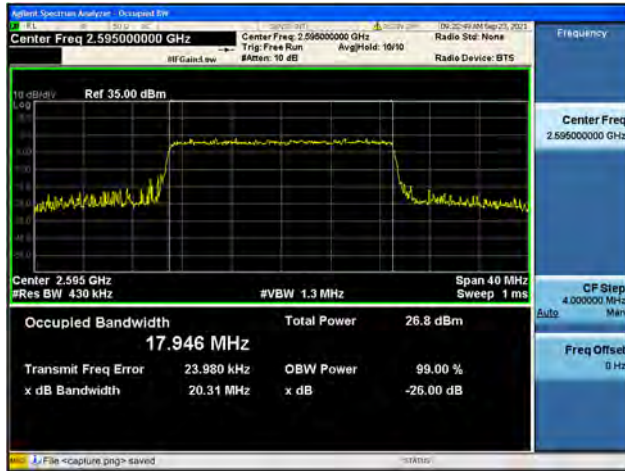
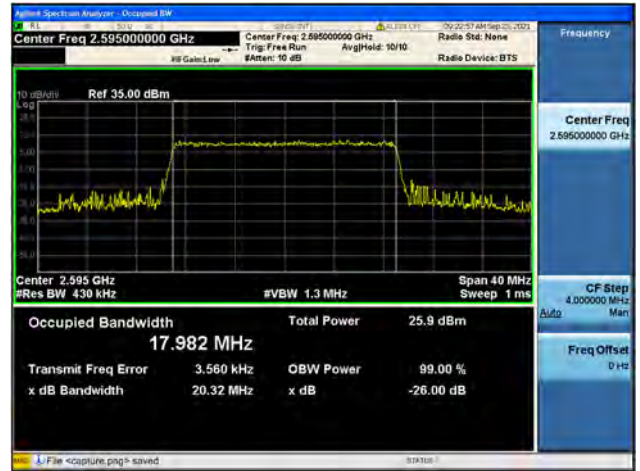




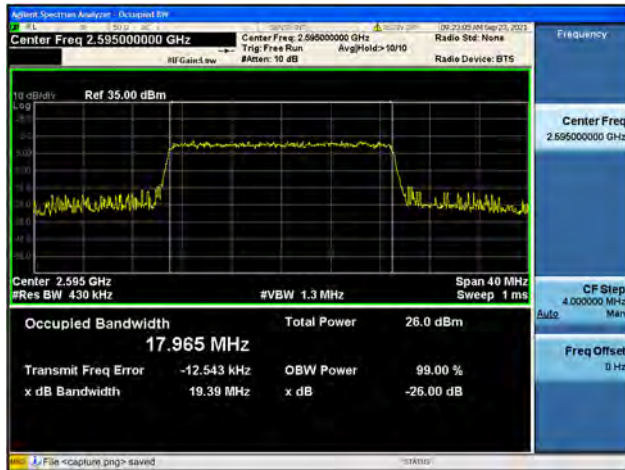
Band38 / 20MHz / Mid CH / QPSK



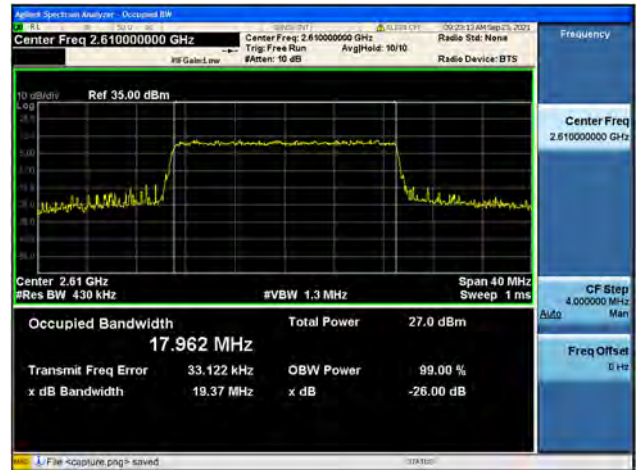
Band38 / 20MHz / Mid CH / 16QAM



Band38 / 20MHz / Mid CH / 64QAM



Band38 / 20MHz / High CH / QPSK



Band38 / 20MHz / High CH / 16QAM

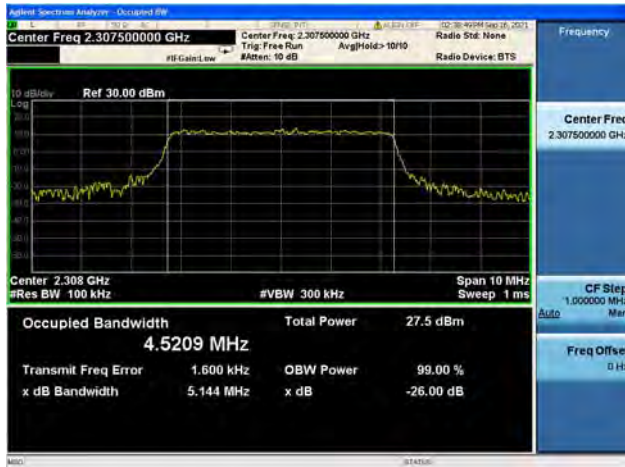


Band38 / 20MHz / High CH / 64QAM

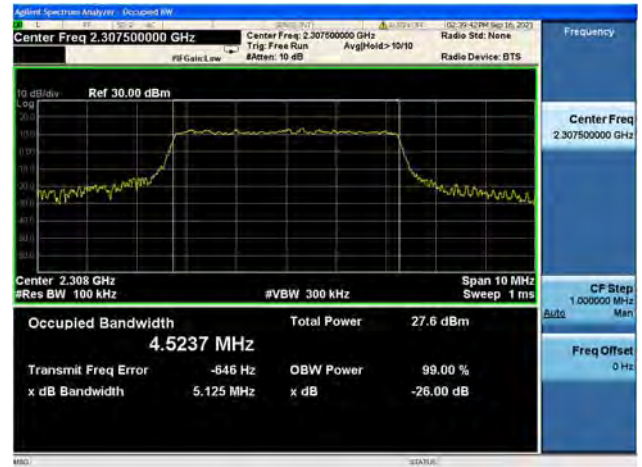




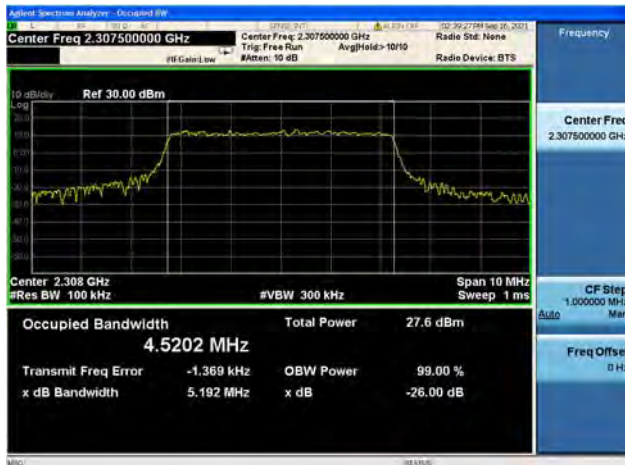
Band40/ Block A / 5MHz / Low CH / QPSK



Band40/ Block A / 5MHz / Low CH / 16QAM



Band40/ Block A / 5MHz / Low CH / 64QAM



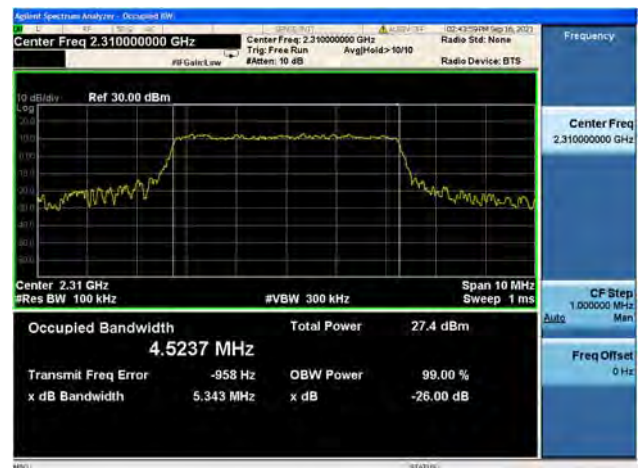
Band40/ Block A / 5MHz / Mid CH / QPSK



Band40/ Block A / 5MHz / Mid CH / 16QAM

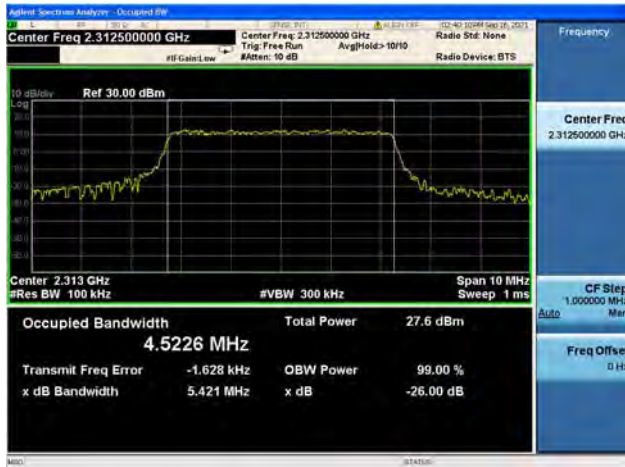


Band40/ Block A / 5MHz / Mid CH / 64QAM

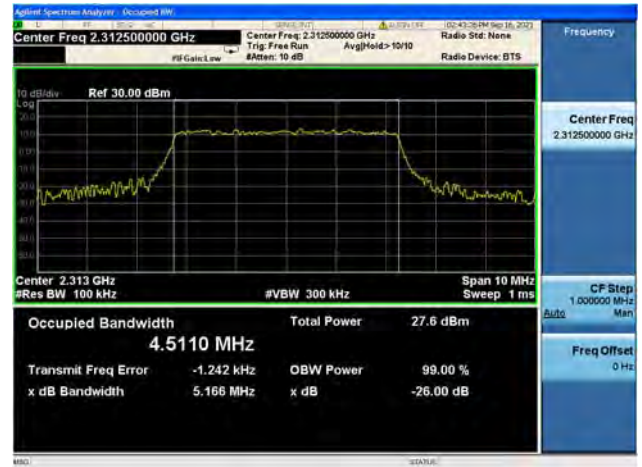




Band40/ Block A / 5MHz / High CH / QPSK



Band40/ Block A / 5MHz / High CH / 16QAM



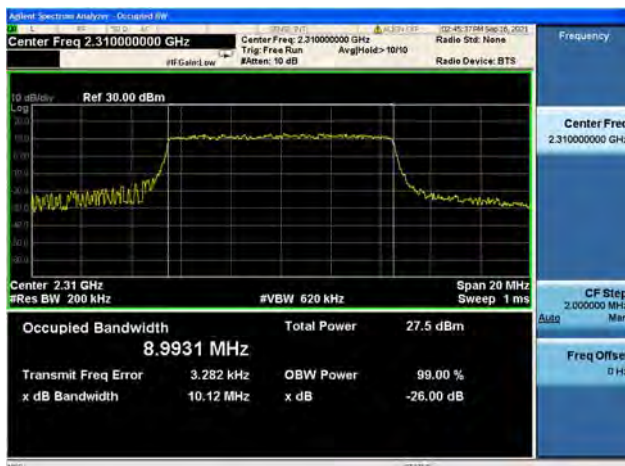
Band40/ Block A / 5MHz / High CH / 64QAM



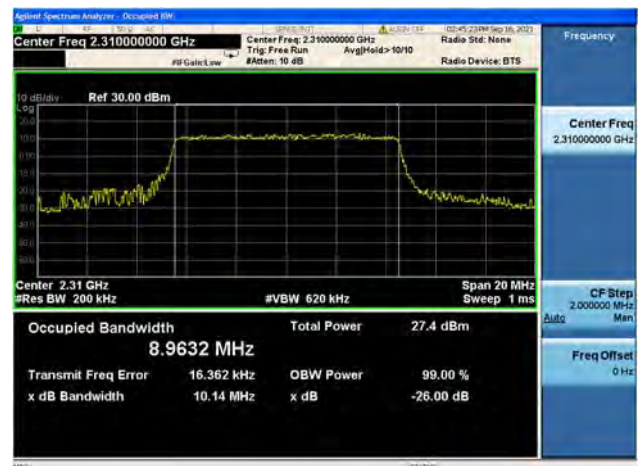
Band40/ Block A / 10MHz / Mid CH / QPSK



Band40/ Block A / 10MHz / Mid CH / 16QAM

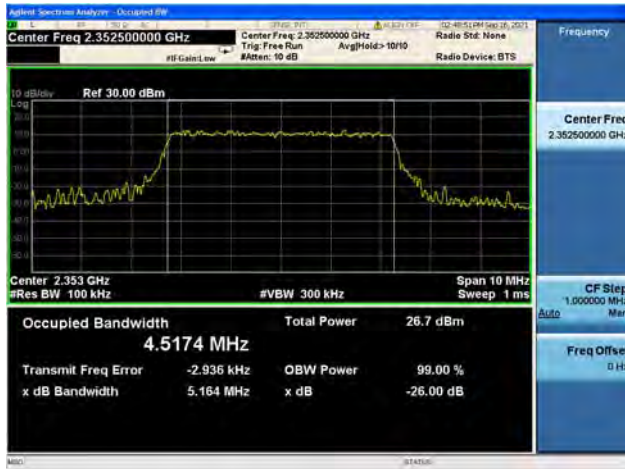


Band40/ Block A / 10MHz / Mid CH / 64QAM

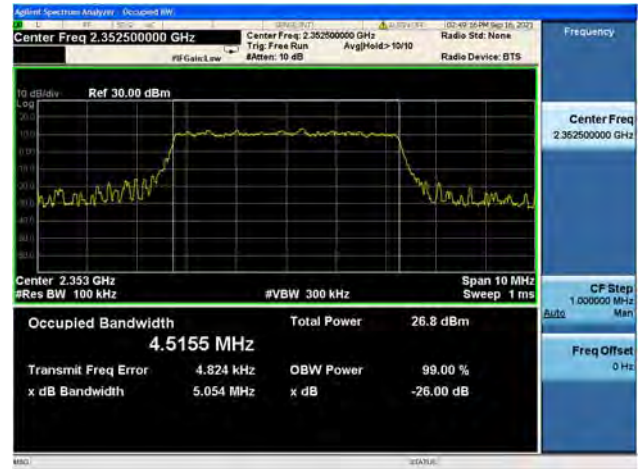




Band40/ Block B / 5MHz / Low CH / QPSK



Band40/ Block B / 5MHz / Low CH / 16QAM



Band40/ Block B / 5MHz / Low CH / 64QAM



Band40/ Block B / 5MHz / Mid CH / QPSK



Band40/ Block B / 5MHz / Mid CH / 16QAM

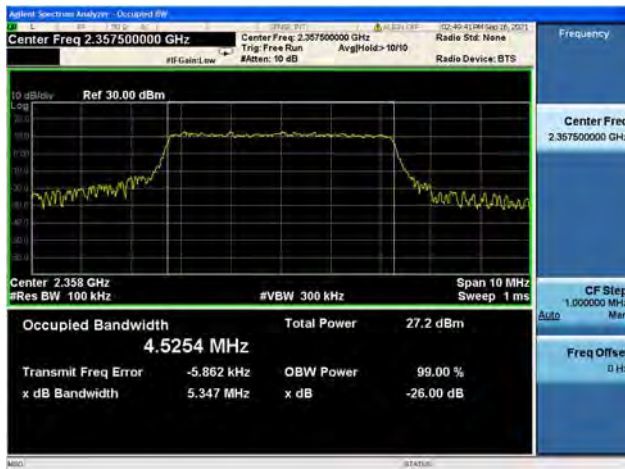


Band40/ Block B / 5MHz / Mid CH / 64QAM

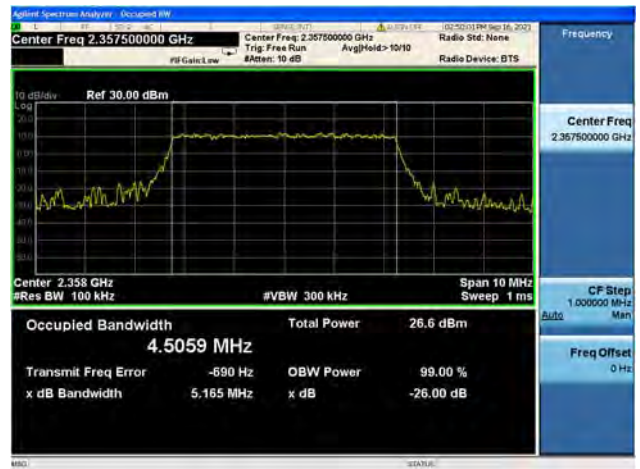




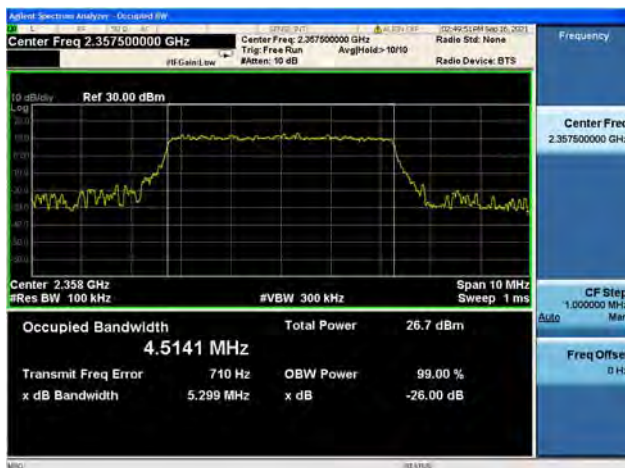
Band40/ Block B / 5MHz / High CH / QPSK



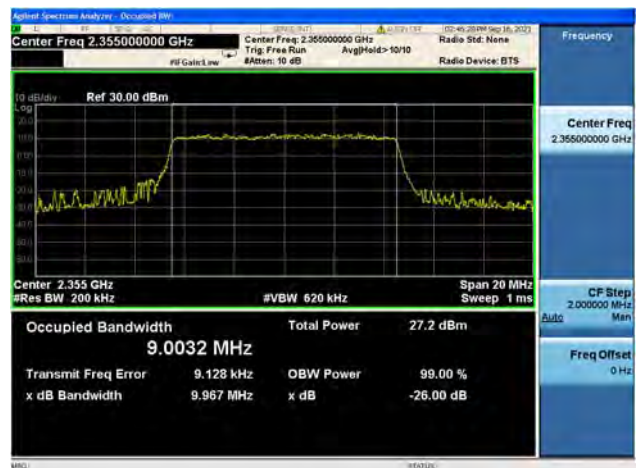
Band40/ Block B / 5MHz / High CH / 16QAM



Band40/ Block B / 5MHz / High CH / 64QAM



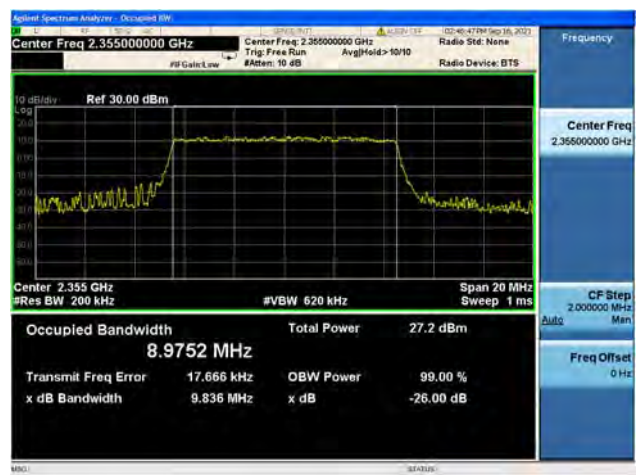
Band40/ Block B / 10MHz / Mid CH / QPSK



Band40/ Block B / 10MHz / Mid CH / 16QAM

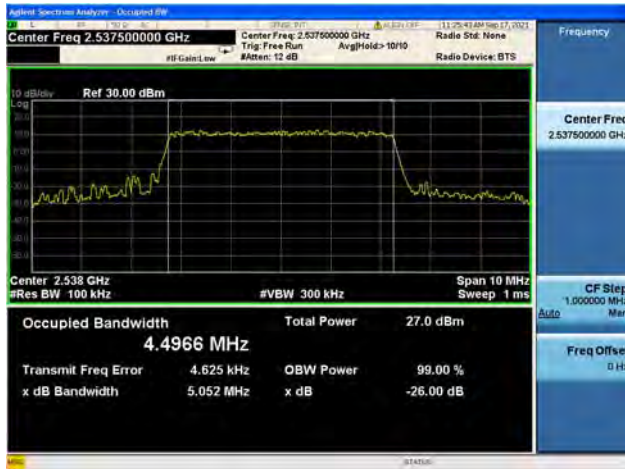


Band40/ Block B / 10MHz / Mid CH / 64QAM

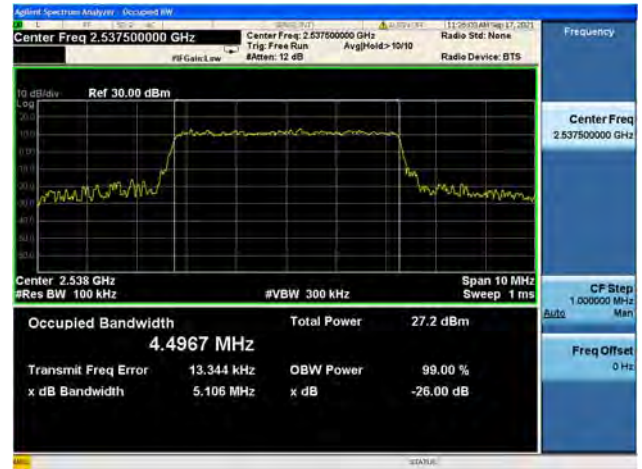




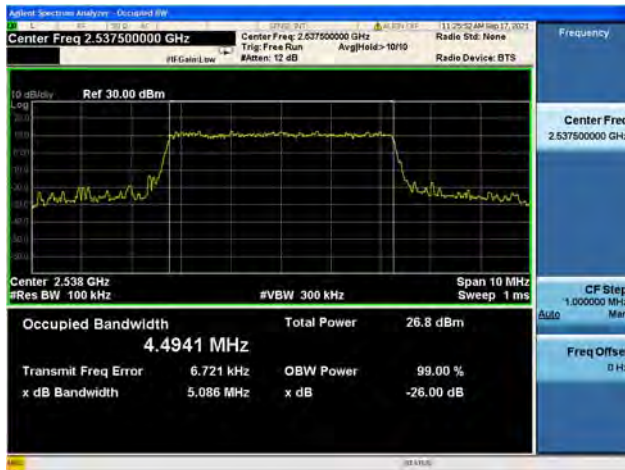
Band41 / 5MHz / Low CH / QPSK



Band41 / 5MHz / Low CH / 16QAM



Band41 / 5MHz / Low CH / 64QAM



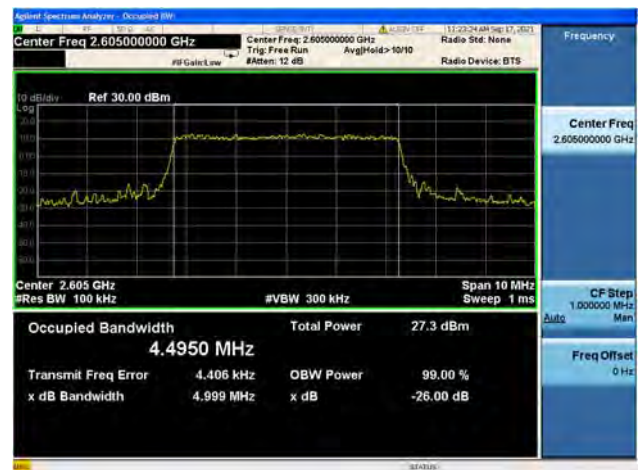
Band41 / 5MHz / Mid CH / QPSK



Band41 / 5MHz / Mid CH / 16QAM

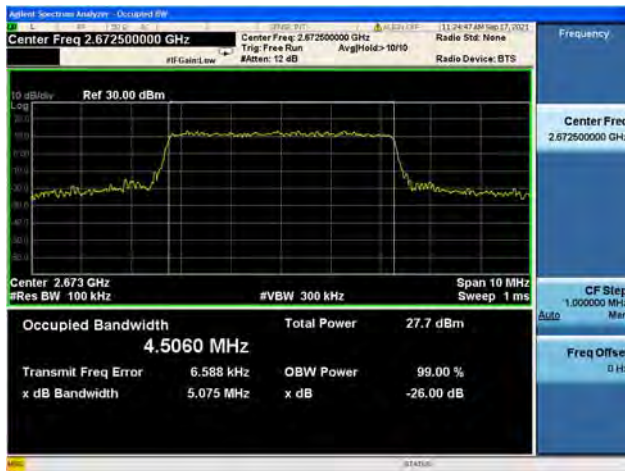


Band41 / 5MHz / Mid CH / 64QAM





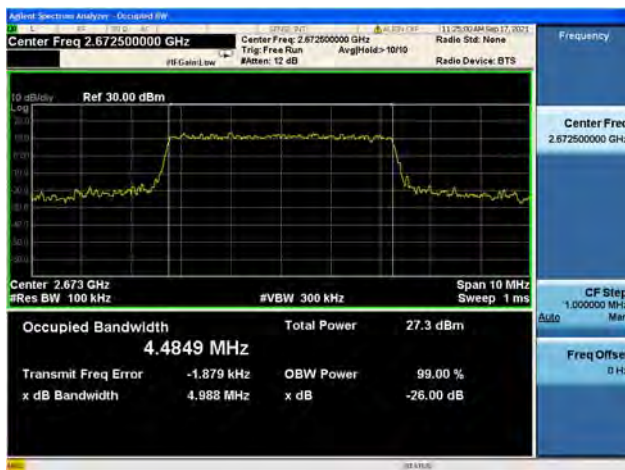
Band41 / 5MHz / High CH / QPSK



Band41 / 5MHz / High CH / 16QAM



Band41 / 5MHz / High CH / 64QAM



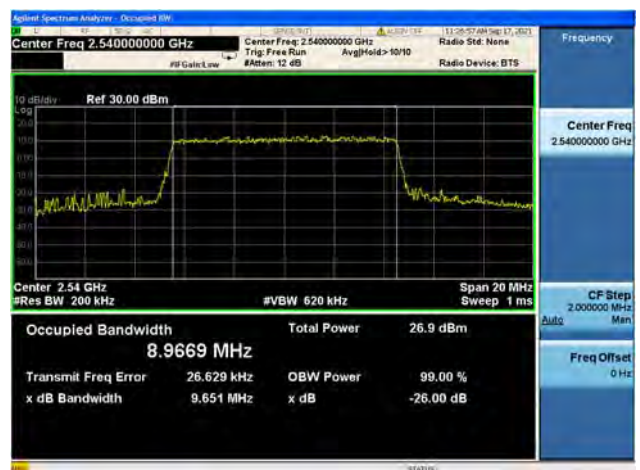
Band41 / 10MHz / Low CH / QPSK



Band41 / 10MHz / Low CH / 16QAM

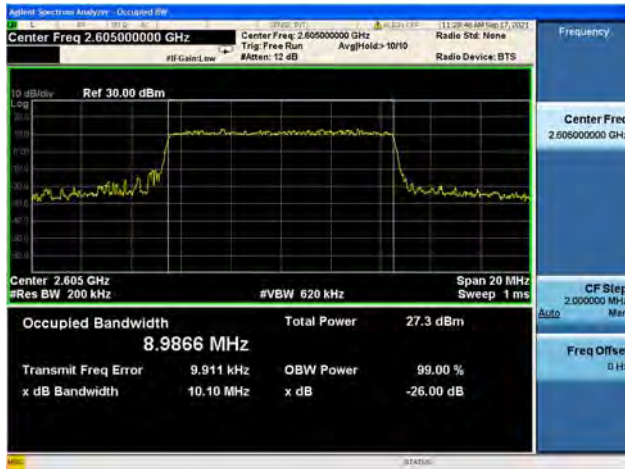


Band41 / 10MHz / Low CH / 64QAM

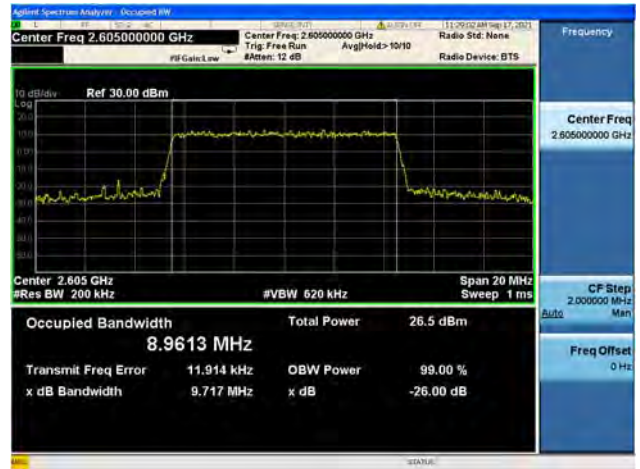




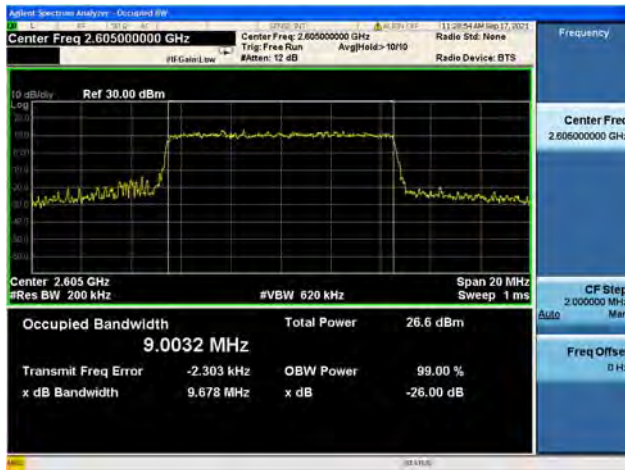
Band41 / 10MHz / Mid CH / QPSK



Band41 / 10MHz / Mid CH / 16QAM



Band41 / 10MHz / Mid CH / 64QAM



Band41 / 10MHz / High CH / QPSK



Band41 / 10MHz / High CH / 16QAM



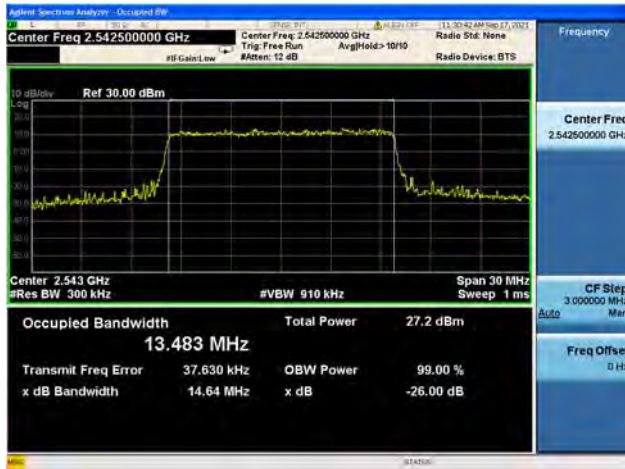
Band41 / 10MHz / High CH / 64QAM



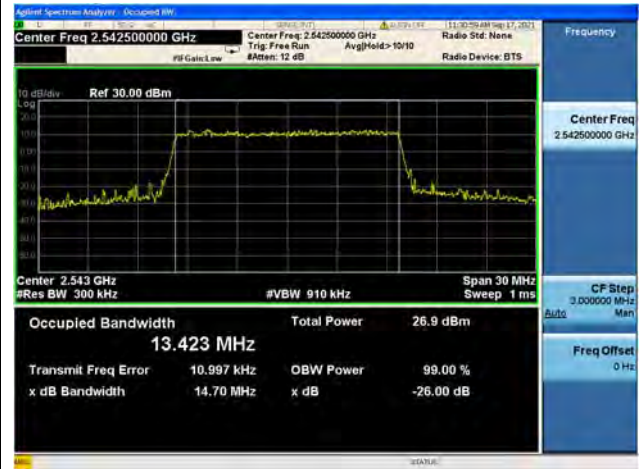




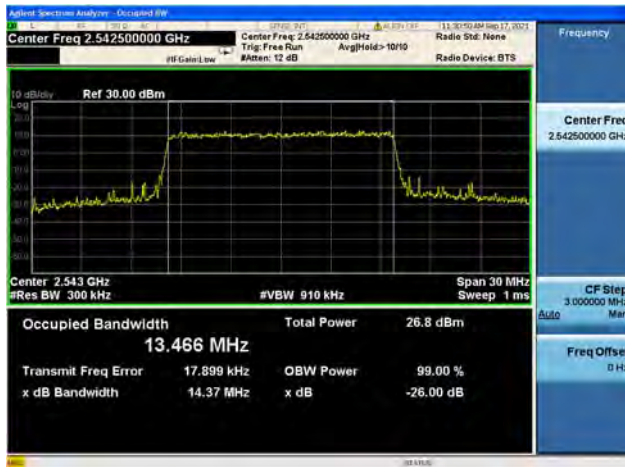
Band41 / 15MHz / Low CH / QPSK



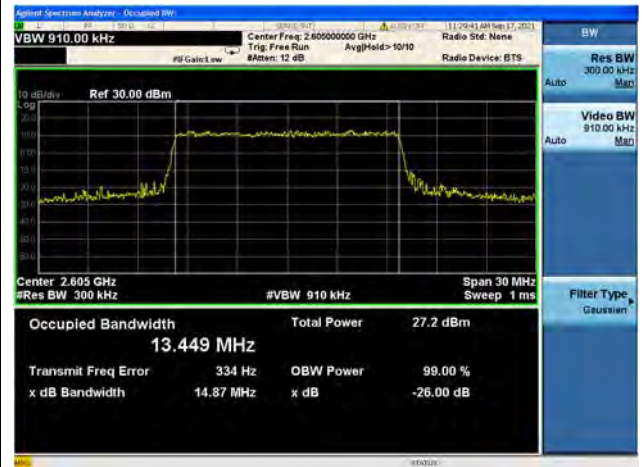
Band41 / 15MHz / Low CH / 16QAM



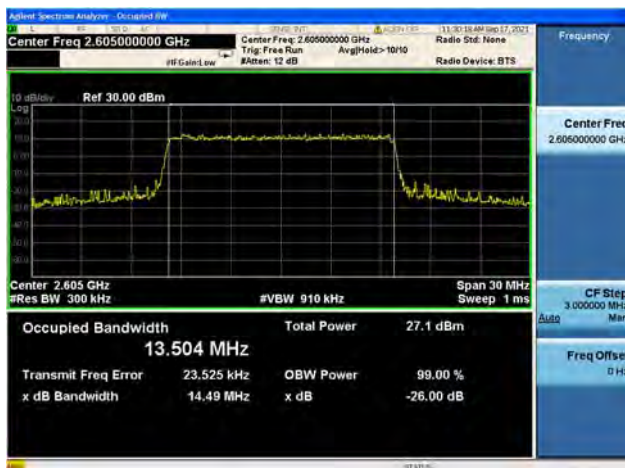
Band41 / 15MHz / Low CH / 64QAM



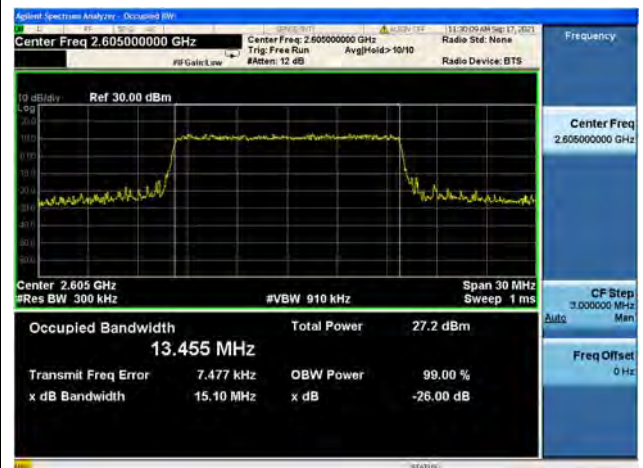
Band41 / 15MHz / Mid CH / QPSK

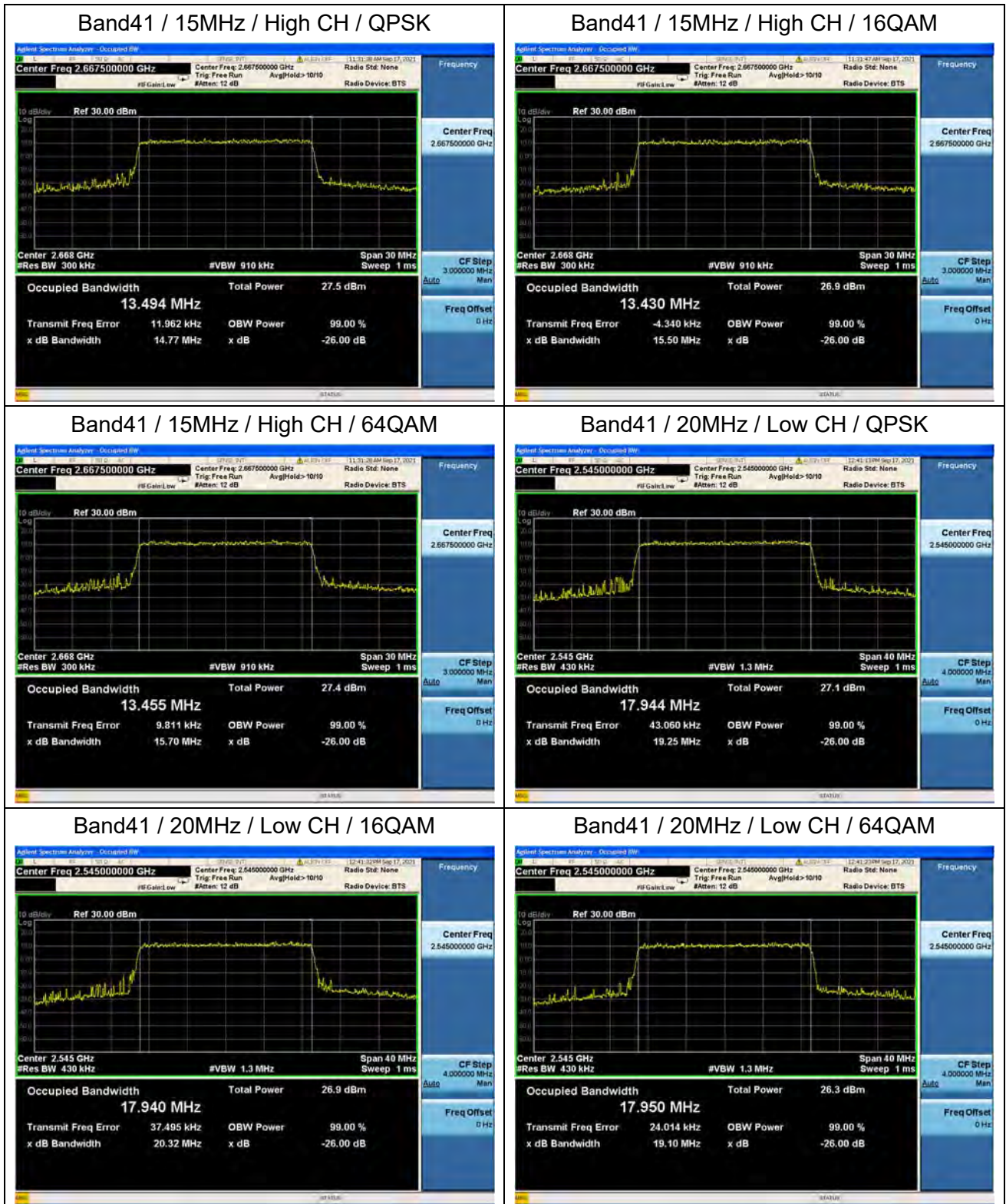


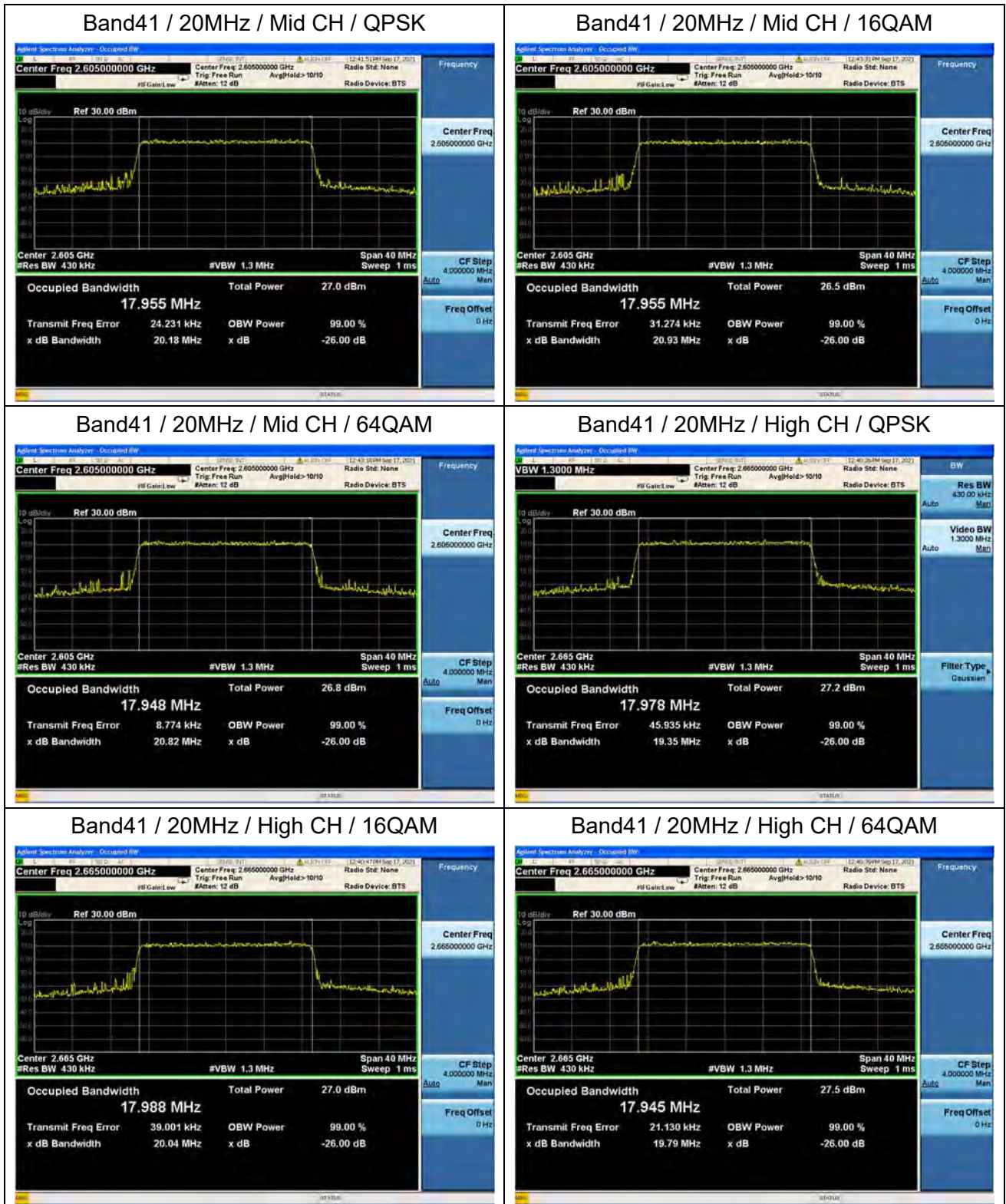
Band41 / 15MHz / Mid CH / 16QAM

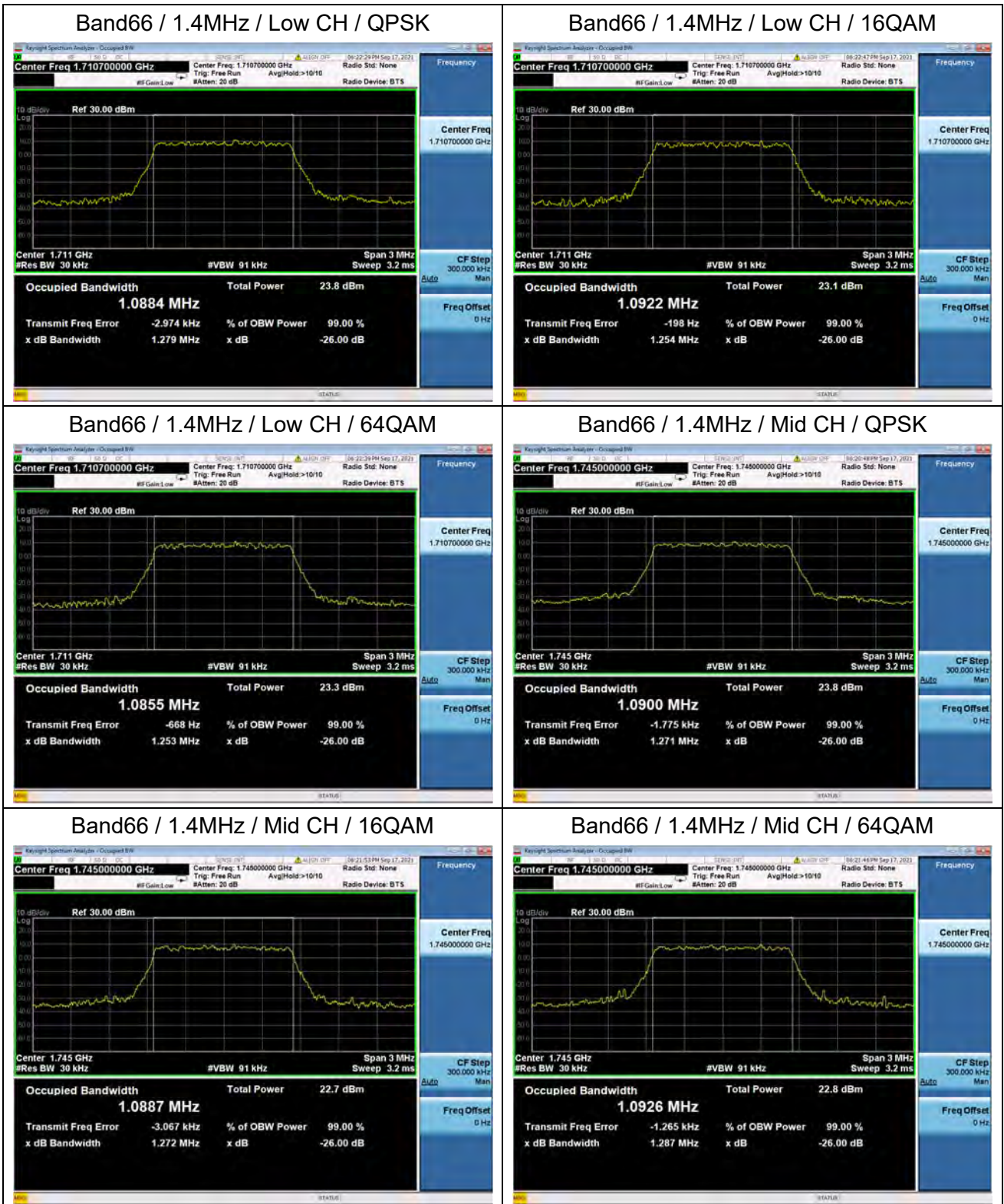


Band41 / 15MHz / Mid CH / 64QAM

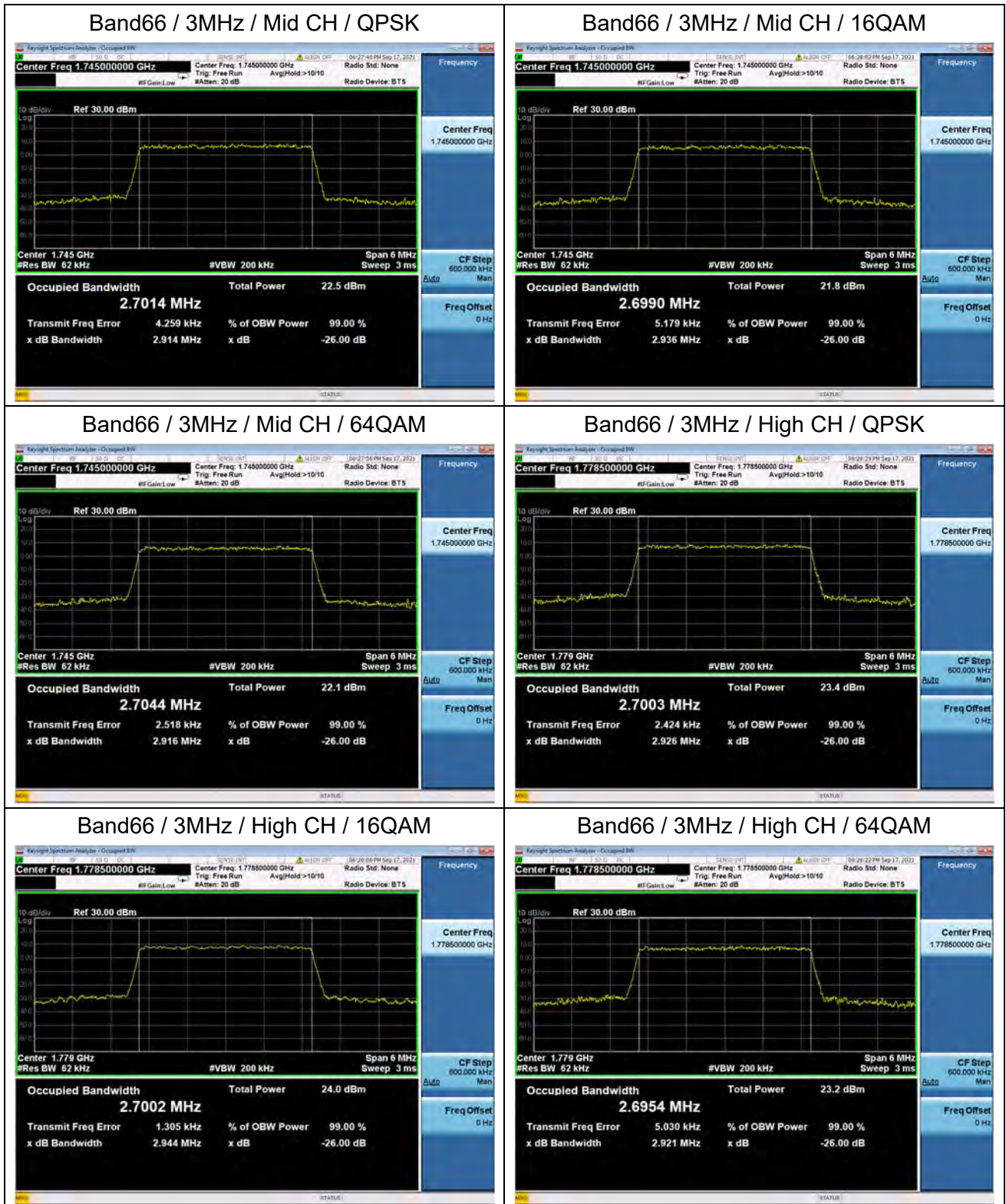


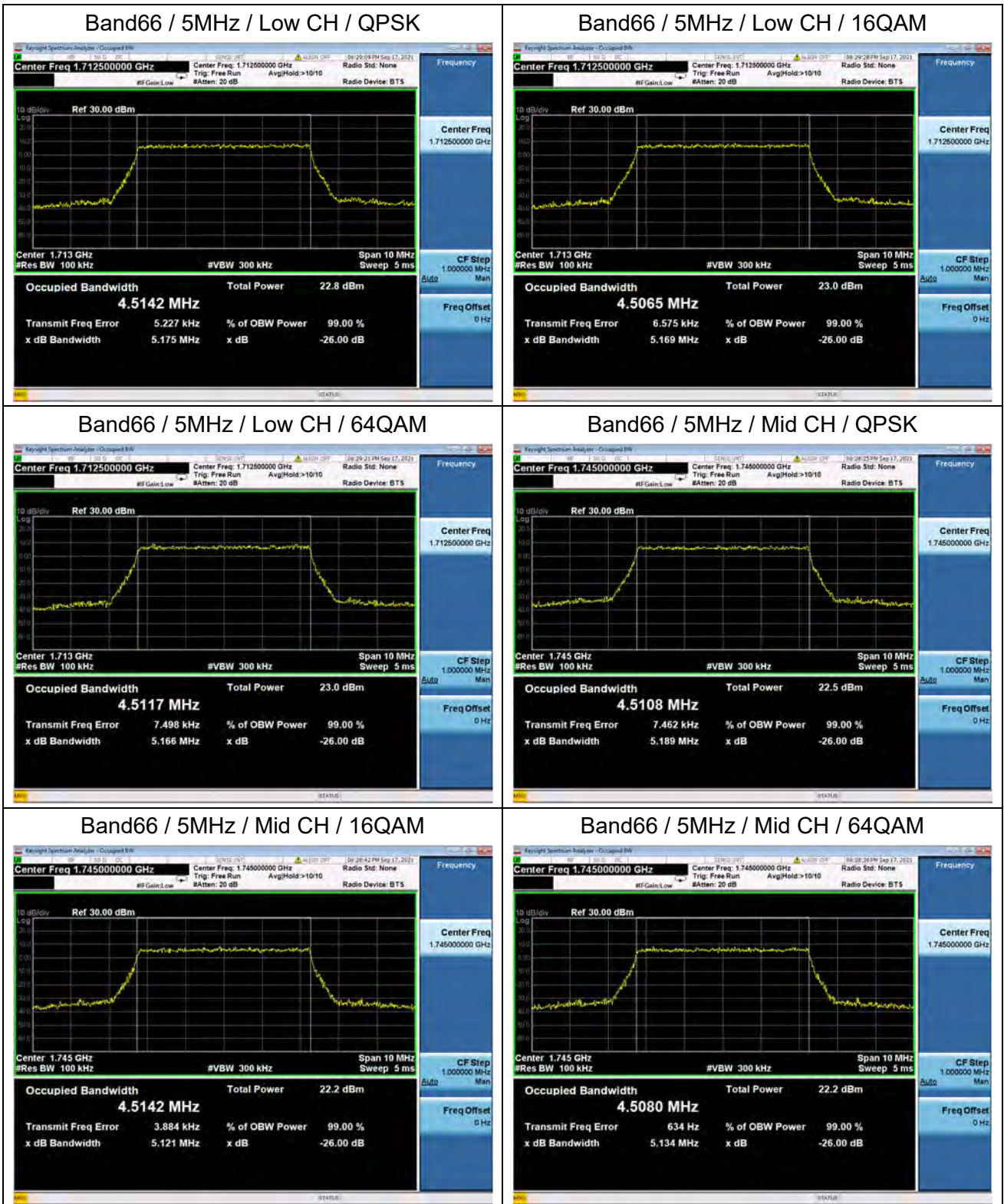


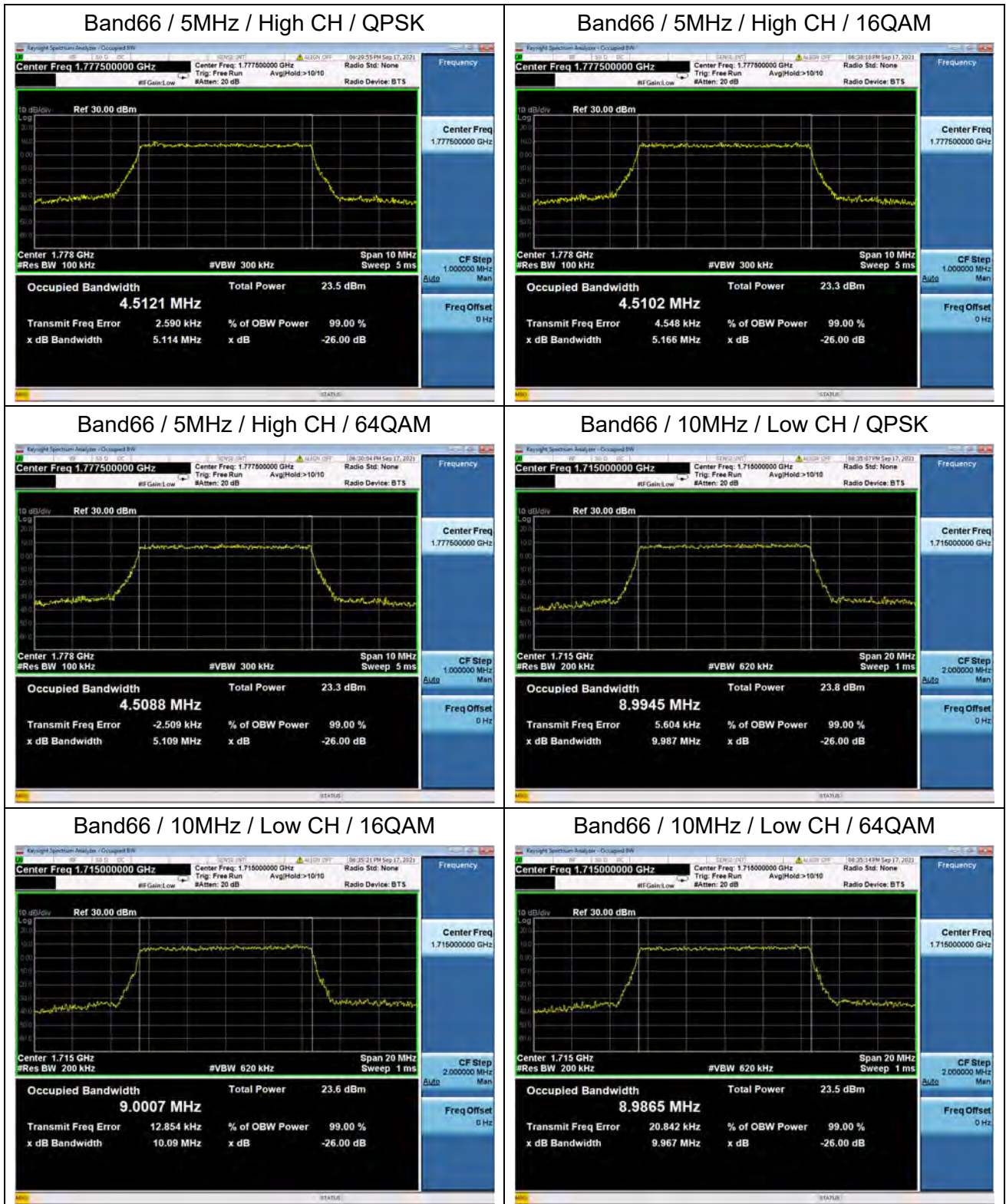




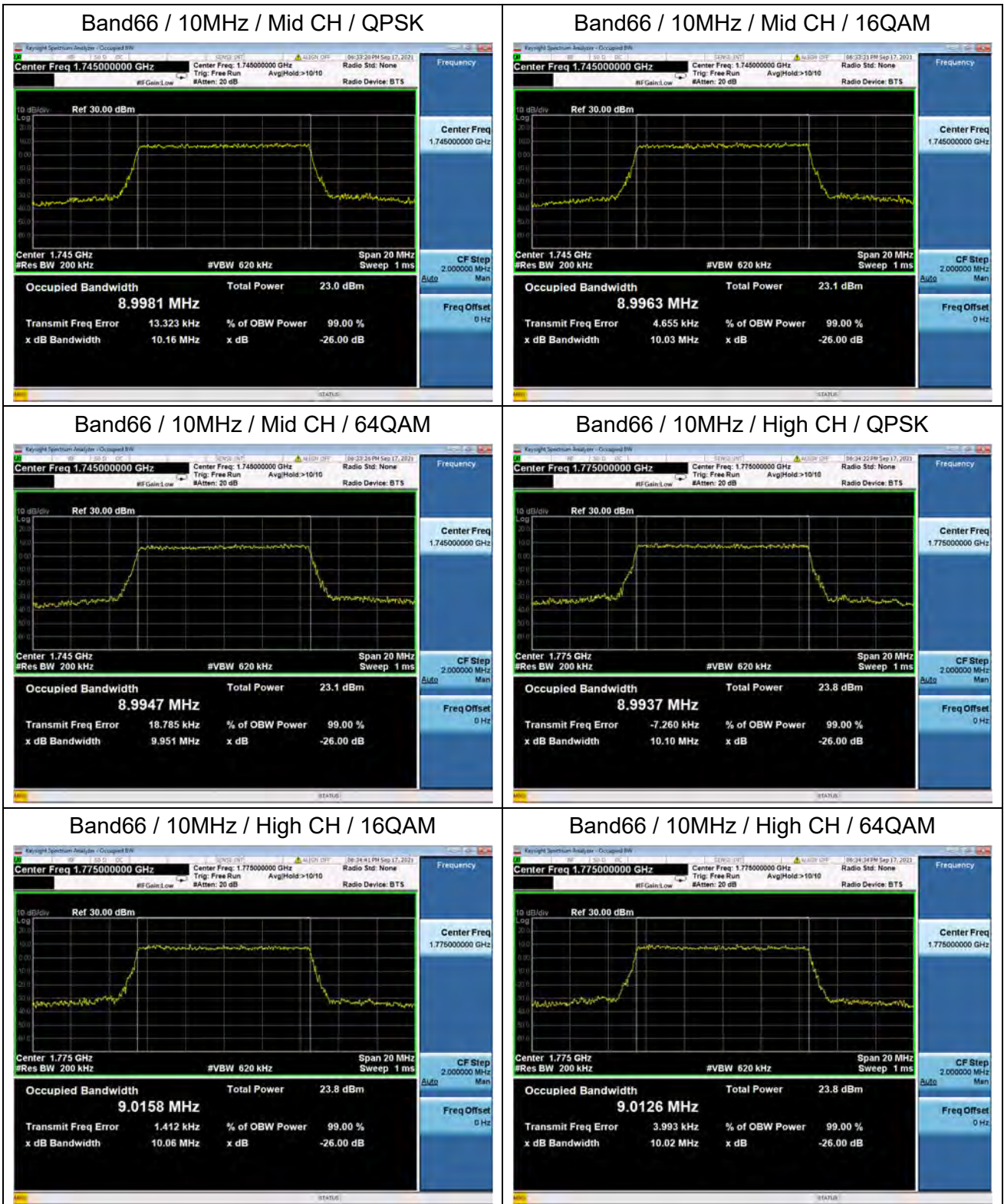


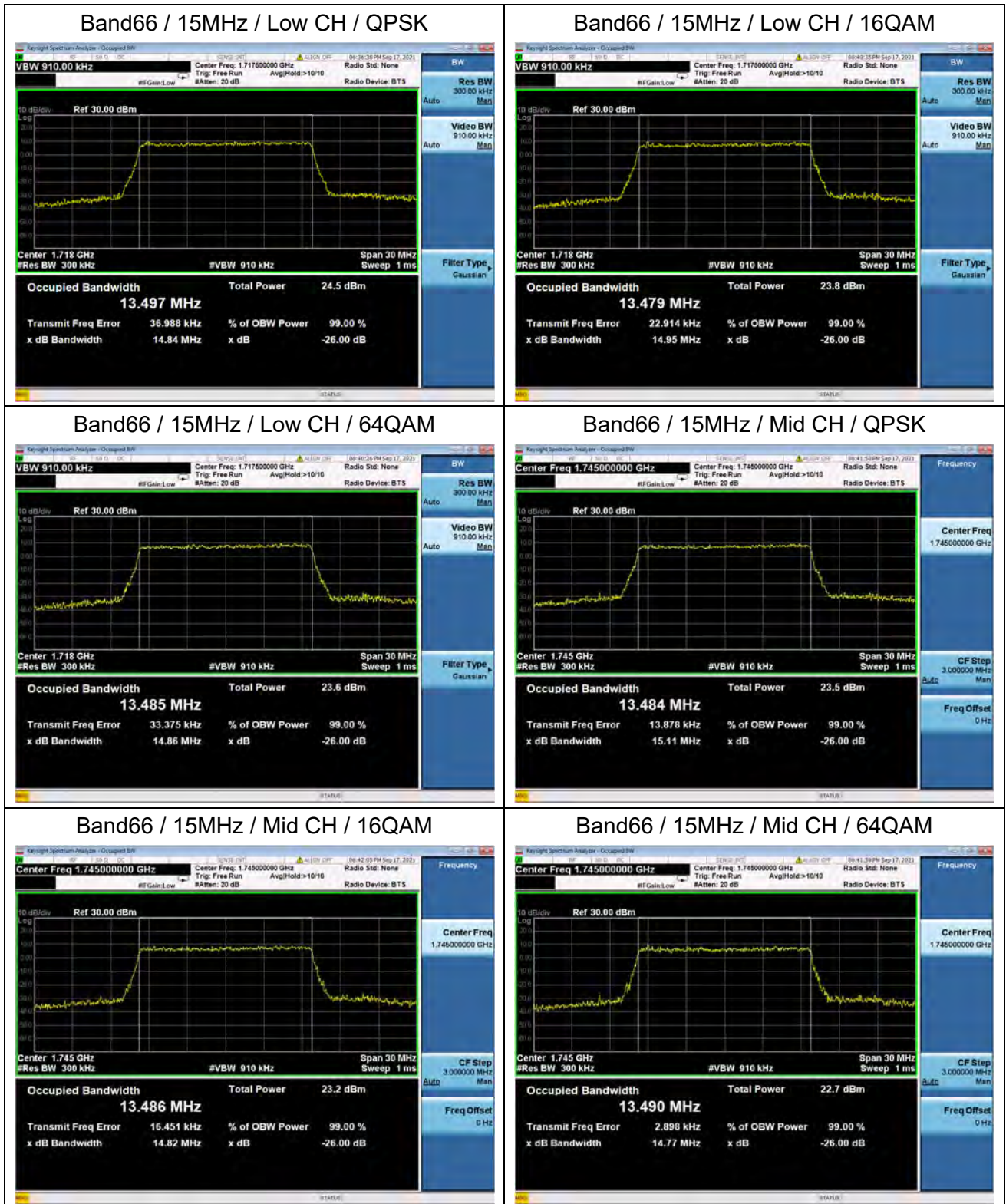


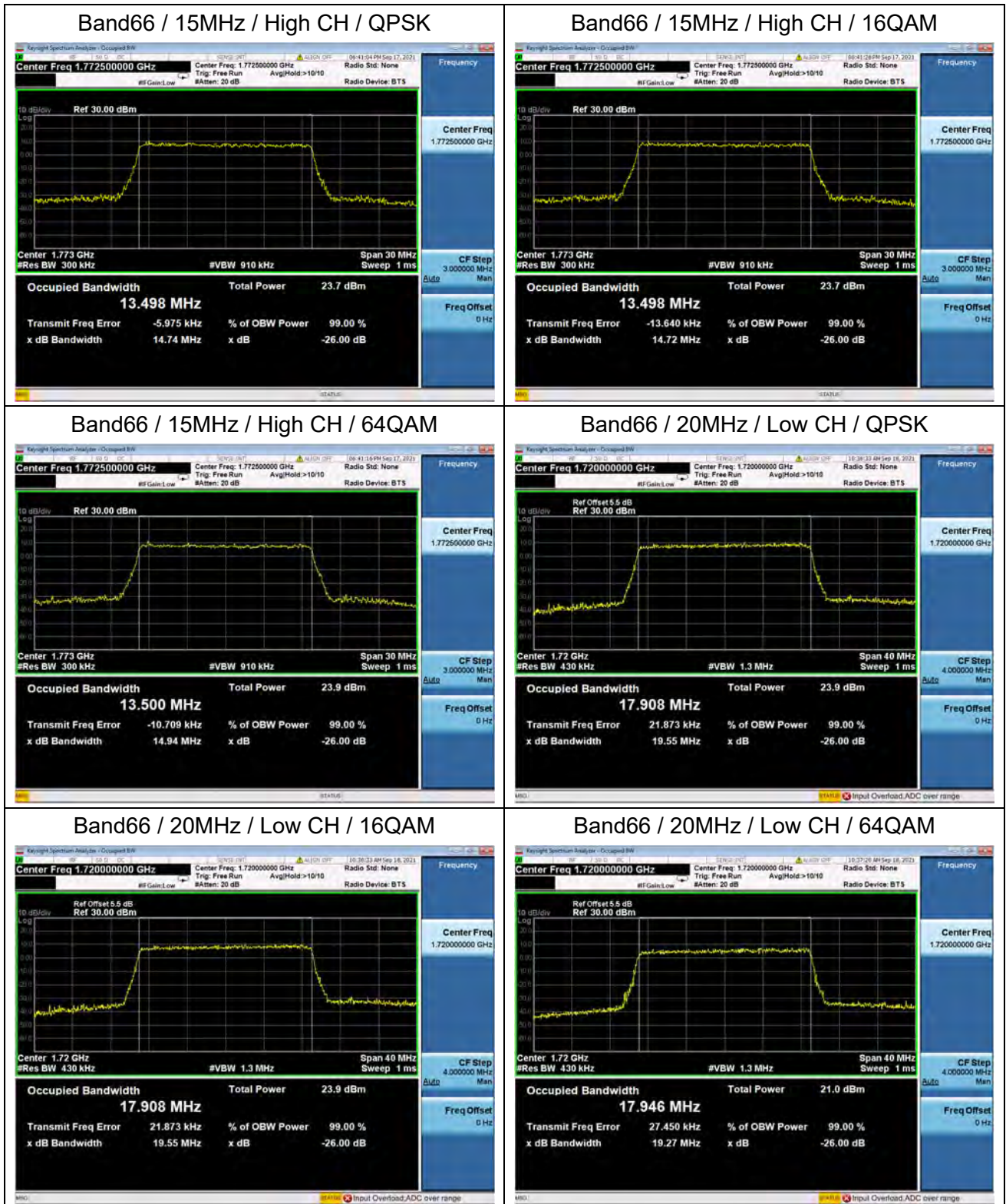


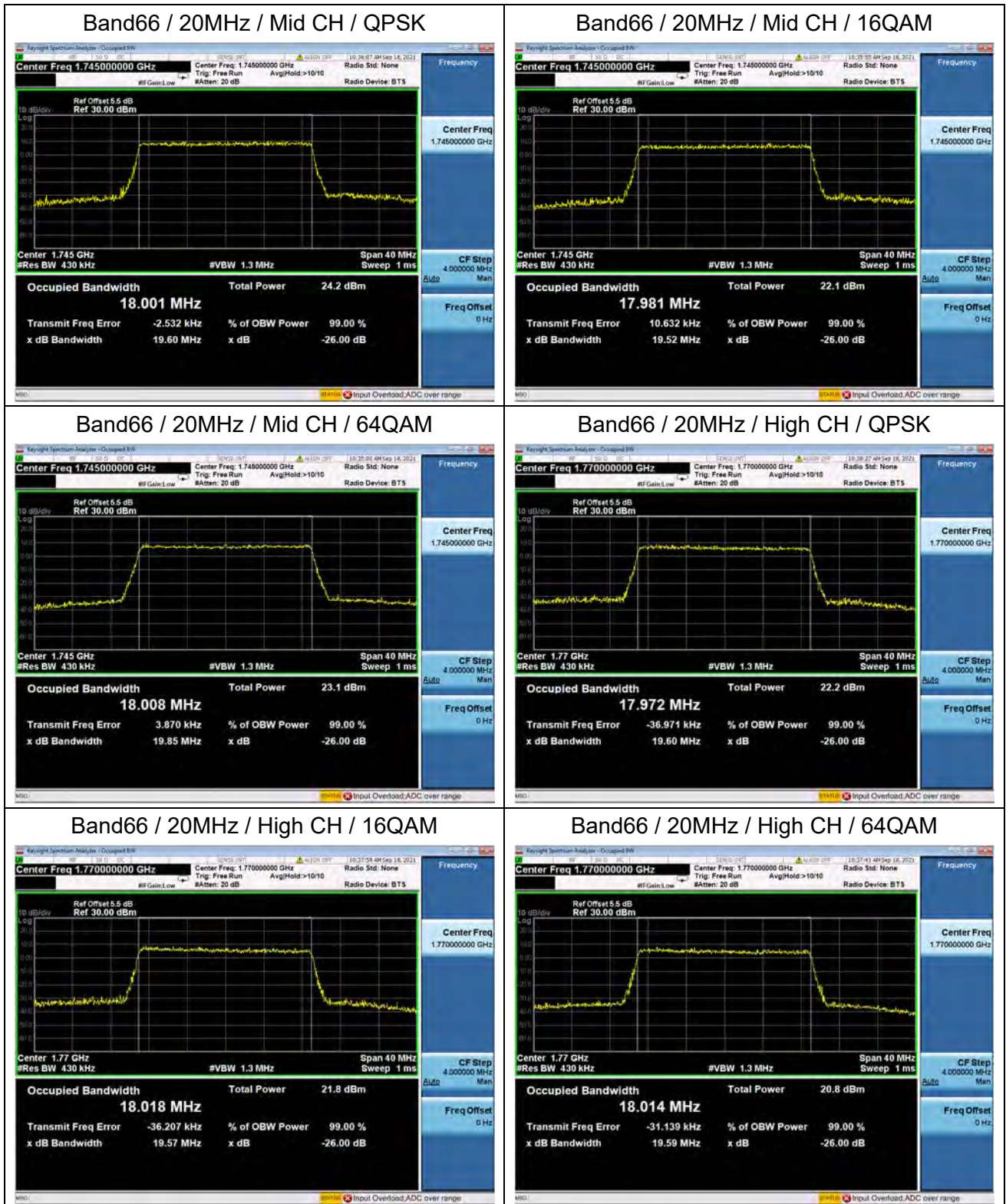












## 2.3. Frequency Stability

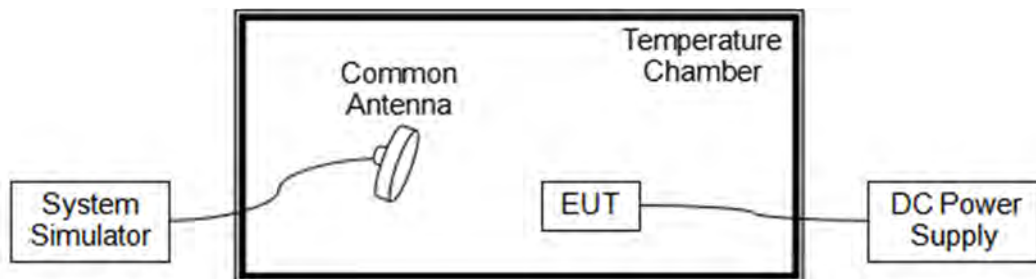
### 2.3.1. Requirement

According to FCC section 2.1055, 24.235, 27.54, the frequency stability shall be sufficient to ensure that the fundamental emission stays within the authorized frequency block. According to FCC section 2.1055, the test conditions are:

- (a) The temperature is varied from  $-30^{\circ}\text{C}$  to  $+50^{\circ}\text{C}$  at intervals of not more than  $10^{\circ}\text{C}$ .
- (b) For hand carried battery powered equipment, the primary supply voltage is reduced to the battery operating end point which shall be specified by the manufacture. The supply voltage shall be measured at the input to the cable normally provided with the equipment, or at the power supply terminals if cables are not normally provided.

**Note:** The operating temperature of EUT is from  $-10^{\circ}\text{C}$  to  $55^{\circ}\text{C}$ , which are specified by the applicant.

### 2.3.2. Test Description



The EUT which is powered by the DC Power Supply directly, is located in the Temperature Chamber. The EUT is commanded by the System Simulator (SS) to operate at the maximum output power. A call is established between the EUT and the SS via a Common Antenna.

### 2.3.3. Test Procedure

KDB 971168 D01v03 Section 9.0 and ANSI/TIA-603-E-2016.



**2.3.4. Test Result**

The nominal, highest and lowest extreme voltages are separately 3.85V, 4.43V and 3.50V, which are specified by the applicant; the normal temperature here used is 20°C.

<b>LTE Band 2, QPSK, Channel 18900, Frequency 1880.0MHz</b>					
<b>Limit =Within Authorized Band</b>					
<b>Voltage (%)</b>	<b>Power (VDC)</b>	<b>Temp(°C)</b>	<b>Fre. Dev.(Hz)</b>	<b>Deviation (ppm)</b>	<b>Result</b>
100	3.87	+20(Ref)	45	0.024	PASS
100		0	13	0.007	
100		+10	-40	-0.021	
100		+20	-14	-0.007	
100		+30	38	0.020	
100		+40	41	0.022	
115	4.43	+20	-33	-0.018	
85	3.50	+20	-49	-0.026	

<b>LTE Band 4, QPSK, Channel 20175, Frequency 1732.5MHz</b>					
<b>Limit =Within Authorized Band</b>					
<b>Voltage (%)</b>	<b>Power (VDC)</b>	<b>Temp(°C)</b>	<b>Fre. Dev.(Hz)</b>	<b>Deviation (ppm)</b>	<b>Result</b>
100	3.87	+20(Ref)	44	0.025	PASS
100		0	22	0.013	
100		+10	-39	-0.023	
100		+20	31	0.018	
100		+30	18	0.010	
100		+40	50	0.029	
115	4.43	+20	55	0.032	
85	3.50	+20	-21	-0.012	



LTE Band 5, QPSK, Channel 20525, Frequency 836.5MHz Limit=±2.5ppm					
Voltage (%)	Power (VDC)	Temp(°C)	Fre. Dev.(Hz)	Deviation (ppm)	Result
100	3.85	+20(Ref)	-48	-0.057	PASS
100		0	-26	-0.031	
100		+10	52	0.062	
100		+20	29	0.035	
100		+30	-40	-0.048	
100		+40	35	0.042	
115	4.43	+20	26	0.031	
85	3.50	+20	41	0.049	

LTE Band 7, QPSK, Channel 21100, Frequency 2535MHz Limit= Within Authorized Band					
Voltage (%)	Power (VDC)	Temp(°C)	Fre. Dev.(Hz)	Deviation (ppm)	Result
100	3.85	+20(Ref)	57	0.022	PASS
100		0	55	0.022	
100		+10	-26	-0.010	
100		+20	46	0.018	
100		+30	-16	-0.006	
100		+40	17	0.007	
115	4.43	+20	-35	-0.014	
85	3.50	+20	17	0.007	



LTE Band 26, QPSK, Channel 26915, Frequency 836.5MHz Limit=±2.5ppm					
Voltage (%)	Power (VDC)	Temp(°C)	Fre. Dev.(Hz)	Deviation (ppm)	Result
100	3.85	+20(Ref)	19	0.023	PASS
100		0	45	0.054	
100		+10	-47	-0.056	
100		+20	-27	-0.032	
100		+30	43	0.051	
100		+40	25	0.030	
115	4.43	+20	36	0.043	
85	3.50	+20	51	0.061	

LTE Band 38, QPSK, Channel 38000, Frequency 2595MHz Limit =Within Authorized Band					
Voltage (%)	Power (VDC)	Temp(°C)	Fre. Dev.(Hz)	Deviation (ppm)	Result
100	3.85	+20(Ref)	-51	-0.020	PASS
100		0	-39	-0.015	
100		+10	-23	-0.009	
100		+20	17	0.007	
100		+30	17	0.007	
100		+40	13	0.005	
115	4.43	+20	-21	-0.008	
85	3.50	+20	-43	-0.017	





LTE Band 40, Block A, QPSK, Channel 38750, Frequency 2310MHz					
Limit =Within Authorized Band					
Voltage (%)	Power (VDC)	Temp (°C)	Fre. Dev. (Hz)	Deviation (ppm)	Result
100	3.85	+20(Ref)	-58	-0.025	PASS
100		0	53	0.023	
100		+10	-54	-0.023	
100		+20	51	0.022	
100		+30	16	0.007	
100		+40	-45	-0.019	
115	4.43	+20	-22	-0.010	
85	3.50	+20	33	0.014	

LTE Band 40 Block B, QPSK, Channel 39200, Frequency 2355MHz					
Limit =Within Authorized Band					
Voltage (%)	Power (VDC)	Temp (°C)	Fre. Dev. (Hz)	Deviation (ppm)	Result
100	3.85	+20(Ref)	-47	-0.020	PASS
100		0	-54	-0.023	
100		+10	53	0.023	
100		+20	25	0.011	
100		+30	-57	-0.024	
100		+40	-17	-0.007	
115	4.43	+20	-17	-0.007	
85	3.50	+20	-59	-0.025	



LTE Band 41, QPSK, Channel 40620, Frequency 2593.0MHz					
Limit =Within Authorized Band					
Voltage (%)	Power (VDC)	Temp(°C)	Fre. Dev. (Hz)	Deviation (ppm)	Result
100	3.85	+20(Ref)	-25	-0.010	PASS
100		0	55	0.021	
100		+10	-59	-0.023	
100		+20	41	0.016	
100		+30	27	0.010	
100		+40	-52	-0.020	
115	4.43	+20	26	0.010	
85	3.50	+20	33	0.013	

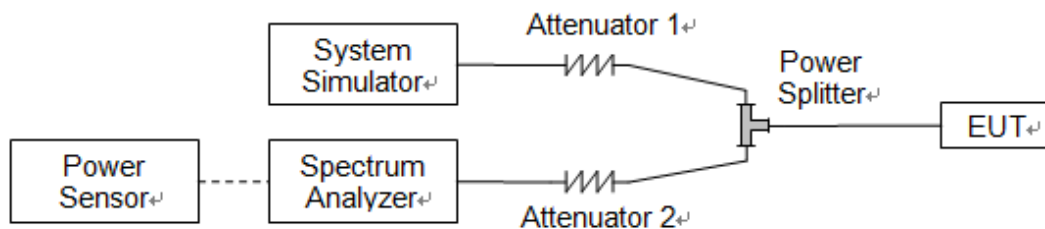
LTE Band 66, QPSK, Channel 132322, Frequency 1745MHz					
Limit =Within Authorized Band					
Voltage (%)	Power (VDC)	Temp (°C)	Fre. Dev. (Hz)	Deviation (ppm)	Result
100	3.85	+20(Ref)	-38	-0.022	PASS
100		0	-38	-0.022	
100		+10	26	0.015	
100		+20	-27	-0.015	
100		+30	49	0.028	
100		+40	22	0.013	
115	4.43	+20	38	0.022	
85	3.50	+20	25	0.014	

## 2.4. Peak to Average Ratio

### 2.4.1. Requirement

According to FCC section 24.232(d) and 27.50(d), the peak to average ratio (PAR) of the transmission may not exceed 13dB.

### 2.4.2. Test Description



The EUT is coupled to the Spectrum Analyzer (SA) and the System Simulator (SS) with Attenuators through the Power Splitter; the RF load attached to the EUT antenna terminal is 50Ohm; the path loss as the factor is calibrated to correct the reading. The EUT is commanded by the SS to operate at the maximum output power. A call is established between the EUT and the SS.

### 2.4.3. Test Procedure

KDB 971168 D01v03 Section 5.7 and ANSI/TIA-603-E-2016.

### 2.4.4. Test Result

Record the maximum PAPR level associated with a probability of 0.1%.



LTE Band 2					
BW(MHz)	Channel Level	Modulation	PAR Radio(dB)	Limit(dB)	Verdict
1.4	Low	QPSK	5.12	<=13	PASS
	Low	16QAM	6.07	<=13	PASS
	Low	64QAM	6.03	<=13	PASS
	Mid	QPSK	5.44	<=13	PASS
	Mid	16QAM	6.26	<=13	PASS
	Mid	64QAM	6.15	<=13	PASS
	High	QPSK	4.9	<=13	PASS
	High	16QAM	5.66	<=13	PASS
	High	64QAM	5.67	<=13	PASS
3	Low	QPSK	5.4	<=13	PASS
	Low	16QAM	6.19	<=13	PASS
	Low	64QAM	6.05	<=13	PASS
	Mid	QPSK	5.61	<=13	PASS
	Mid	16QAM	6.36	<=13	PASS
	Mid	64QAM	6.22	<=13	PASS
	High	QPSK	5.04	<=13	PASS
	High	16QAM	5.98	<=13	PASS
	High	64QAM	5.86	<=13	PASS
5	Low	QPSK	5.5	<=13	PASS
	Low	16QAM	6.17	<=13	PASS
	Low	64QAM	6.1	<=13	PASS
	Mid	QPSK	5.63	<=13	PASS
	Mid	16QAM	6.33	<=13	PASS
	Mid	64QAM	6.27	<=13	PASS
	High	QPSK	5.33	<=13	PASS
	High	16QAM	6.05	<=13	PASS
	High	64QAM	5.99	<=13	PASS
10	Low	QPSK	5.55	<=13	PASS
	Low	16QAM	6.19	<=13	PASS
	Low	64QAM	6.22	<=13	PASS
	Mid	QPSK	5.69	<=13	PASS
	Mid	16QAM	6.39	<=13	PASS
	Mid	64QAM	6.37	<=13	PASS
	High	QPSK	5.49	<=13	PASS
	High	16QAM	6.23	<=13	PASS
	High	64QAM	6.17	<=13	PASS



15	Low	QPSK	5.47	<=13	PASS
	Low	16QAM	6.18	<=13	PASS
	Low	64QAM	6.16	<=13	PASS
	Mid	QPSK	5.64	<=13	PASS
	Mid	16QAM	6.35	<=13	PASS
	Mid	64QAM	6.3	<=13	PASS
	High	QPSK	5.41	<=13	PASS
	High	16QAM	6.15	<=13	PASS
	High	64QAM	6.2	<=13	PASS
20	Low	QPSK	5.51	<=13	PASS
	Low	16QAM	6.24	<=13	PASS
	Low	64QAM	6.26	<=13	PASS
	Mid	QPSK	5.59	<=13	PASS
	Mid	16QAM	6.4	<=13	PASS
	Mid	64QAM	6.36	<=13	PASS
	High	QPSK	5.46	<=13	PASS
	High	16QAM	6.31	<=13	PASS
	High	64QAM	6.26	<=13	PASS



LTE Band 4					
BW(MHz)	Channel Level	Modulation	PAR Radio(dB)	Limit(dB)	Verdict
1.4	Low	QPSK	5.12	<=13	PASS
	Low	16QAM	6.13	<=13	PASS
	Low	64QAM	6.07	<=13	PASS
	Mid	QPSK	5.6	<=13	PASS
	Mid	16QAM	6.32	<=13	PASS
	Mid	64QAM	6.2	<=13	PASS
	High	QPSK	5.09	<=13	PASS
	High	16QAM	5.88	<=13	PASS
	High	64QAM	5.83	<=13	PASS
3	Low	QPSK	5.47	<=13	PASS
	Low	16QAM	6.23	<=13	PASS
	Low	64QAM	6.09	<=13	PASS
	Mid	QPSK	5.65	<=13	PASS
	Mid	16QAM	6.37	<=13	PASS
	Mid	64QAM	6.26	<=13	PASS
	High	QPSK	5.25	<=13	PASS
	High	16QAM	6.03	<=13	PASS
	High	64QAM	5.91	<=13	PASS
5	Low	QPSK	5.61	<=13	PASS
	Low	16QAM	6.22	<=13	PASS
	Low	64QAM	6.17	<=13	PASS
	Mid	QPSK	5.7	<=13	PASS
	Mid	16QAM	6.3	<=13	PASS
	Mid	64QAM	6.26	<=13	PASS
	High	QPSK	5.4	<=13	PASS
	High	16QAM	6.09	<=13	PASS
	High	64QAM	6.0	<=13	PASS
10	Low	QPSK	5.62	<=13	PASS
	Low	16QAM	6.24	<=13	PASS
	Low	64QAM	6.24	<=13	PASS
	Mid	QPSK	5.75	<=13	PASS
	Mid	16QAM	6.36	<=13	PASS
	Mid	64QAM	6.39	<=13	PASS
	High	QPSK	5.51	<=13	PASS
	High	16QAM	6.14	<=13	PASS
	High	64QAM	6.14	<=13	PASS



15	Low	QPSK	5.6	<=13	PASS
	Low	16QAM	6.23	<=13	PASS
	Low	64QAM	6.2	<=13	PASS
	Mid	QPSK	5.69	<=13	PASS
	Mid	16QAM	6.31	<=13	PASS
	Mid	64QAM	6.34	<=13	PASS
	High	QPSK	5.42	<=13	PASS
	High	16QAM	6.14	<=13	PASS
	High	64QAM	6.12	<=13	PASS
20	Low	QPSK	5.63	<=13	PASS
	Low	16QAM	6.31	<=13	PASS
	Low	64QAM	6.28	<=13	PASS
	Mid	QPSK	5.72	<=13	PASS
	Mid	16QAM	6.35	<=13	PASS
	Mid	64QAM	6.33	<=13	PASS
	High	QPSK	5.54	<=13	PASS
	High	16QAM	6.27	<=13	PASS
	High	64QAM	6.24	<=13	PASS



LTE Band 41					
BW(MHz)	Channel Level	Modulation	PAR Radio(dB)	Limit(dB)	Verdict
5	Low	QPSK	8.74	<=13	PASS
	Low	16QAM	9.37	<=13	PASS
	Low	64QAM	9.34	<=13	PASS
	Mid	QPSK	9.13	<=13	PASS
	Mid	16QAM	9.54	<=13	PASS
	Mid	64QAM	9.40	<=13	PASS
	High	QPSK	8.34	<=13	PASS
	High	16QAM	9.30	<=13	PASS
	High	64QAM	10.11	<=13	PASS
10	Low	QPSK	8.95	<=13	PASS
	Low	16QAM	9.48	<=13	PASS
	Low	64QAM	9.63	<=13	PASS
	Mid	QPSK	8.77	<=13	PASS
	Mid	16QAM	9.89	<=13	PASS
	Mid	64QAM	10.18	<=13	PASS
	High	QPSK	9.03	<=13	PASS
	High	16QAM	9.45	<=13	PASS
	High	64QAM	9.19	<=13	PASS
15	Low	QPSK	8.70	<=13	PASS
	Low	16QAM	9.34	<=13	PASS
	Low	64QAM	9.32	<=13	PASS
	Mid	QPSK	8.69	<=13	PASS
	Mid	16QAM	9.28	<=13	PASS
	Mid	64QAM	9.87	<=13	PASS
	High	QPSK	9.16	<=13	PASS
	High	16QAM	9.89	<=13	PASS
	High	64QAM	9.58	<=13	PASS
20	Low	QPSK	9.96	<=13	PASS
	Low	16QAM	9.99	<=13	PASS
	Low	64QAM	9.98	<=13	PASS
	Mid	QPSK	9.09	<=13	PASS
	Mid	16QAM	10.14	<=13	PASS
	Mid	64QAM	9.14	<=13	PASS
	High	QPSK	9.14	<=13	PASS
	High	16QAM	9.24	<=13	PASS
	High	64QAM	9.32	<=13	PASS





LTE Band 66					
BW(MHz)	Channel Level	Modulation	PAR Radio(dB)	Limit(dB)	Verdict
1.4	Low	QPSK	3.41	<=13	PASS
	Low	16QAM	4.50	<=13	PASS
	Low	64QAM	5.23	<=13	PASS
	Mid	QPSK	3.32	<=13	PASS
	Mid	16QAM	4.30	<=13	PASS
	Mid	64QAM	5.76	<=13	PASS
	High	QPSK	3.21	<=13	PASS
	High	16QAM	4.20	<=13	PASS
	High	64QAM	4.98	<=13	PASS
3	Low	QPSK	3.51	<=13	PASS
	Low	16QAM	4.27	<=13	PASS
	Low	64QAM	4.89	<=13	PASS
	Mid	QPSK	3.47	<=13	PASS
	Mid	16QAM	4.36	<=13	PASS
	Mid	64QAM	5.06	<=13	PASS
	High	QPSK	4.75	<=13	PASS
	High	16QAM	4.67	<=13	PASS
	High	64QAM	4.65	<=13	PASS
5	Low	QPSK	4.08	<=13	PASS
	Low	16QAM	4.71	<=13	PASS
	Low	64QAM	5.22	<=13	PASS
	Mid	QPSK	4.20	<=13	PASS
	Mid	16QAM	4.84	<=13	PASS
	Mid	64QAM	5.30	<=13	PASS
	High	QPSK	5.26	<=13	PASS
	High	16QAM	4.76	<=13	PASS
	High	64QAM	5.22	<=13	PASS
10	Low	QPSK	4.04	<=13	PASS
	Low	16QAM	4.75	<=13	PASS
	Low	64QAM	5.34	<=13	PASS
	Mid	QPSK	4.21	<=13	PASS
	Mid	16QAM	4.92	<=13	PASS
	Mid	64QAM	5.31	<=13	PASS
	High	QPSK	4.01	<=13	PASS
	High	16QAM	4.70	<=13	PASS
	High	64QAM	5.16	<=13	PASS



15	Low	QPSK	4.15	<=13	PASS
	Low	16QAM	4.60	<=13	PASS
	Low	64QAM	5.06	<=13	PASS
	Mid	QPSK	4.07	<=13	PASS
	Mid	16QAM	4.73	<=13	PASS
	Mid	64QAM	5.30	<=13	PASS
	High	QPSK	4.06	<=13	PASS
	High	16QAM	4.80	<=13	PASS
	High	64QAM	5.28	<=13	PASS
20	Low	QPSK	4.15	<=13	PASS
	Low	16QAM	5.43	<=13	PASS
	Low	64QAM	5.44	<=13	PASS
	Mid	QPSK	4.22	<=13	PASS
	Mid	16QAM	4.84	<=13	PASS
	Mid	64QAM	5.43	<=13	PASS
	High	QPSK	4.21	<=13	PASS
	High	16QAM	4.20	<=13	PASS
	High	64QAM	5.39	<=13	PASS



Band2 / 1.4MHz / Low CH / QPSK



Band2 / 1.4MHz / Low CH / 16QAM



Band2 / 1.4MHz / Low CH / 64QAM



Band2 / 1.4MHz / Mid CH / QPSK



Band2 / 1.4MHz / Mid CH / 16QAM



Band2 / 1.4MHz / Mid CH / 64QAM





Band2 / 1.4MHz / High CH / QPSK



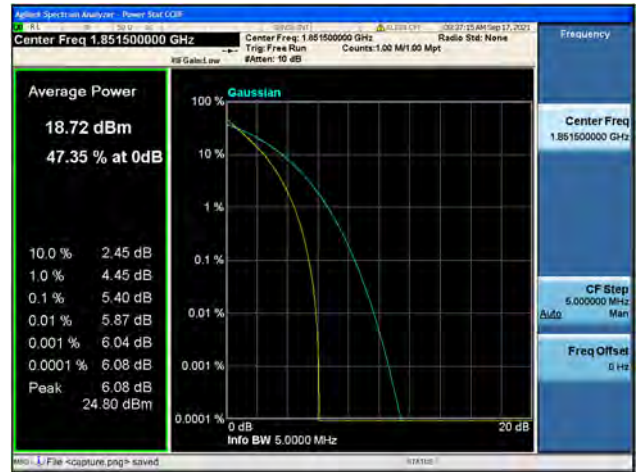
Band2 / 1.4MHz / High CH / 16QAM



Band2 / 1.4MHz / High CH / 64QAM



Band2 / 3MHz / Low CH / QPSK



Band2 / 3MHz / Low CH / 16QAM



Band2 / 3MHz / Low CH / 64QAM





Band2 / 3MHz / Mid CH / QPSK



Band2 / 3MHz / Mid CH / 16QAM



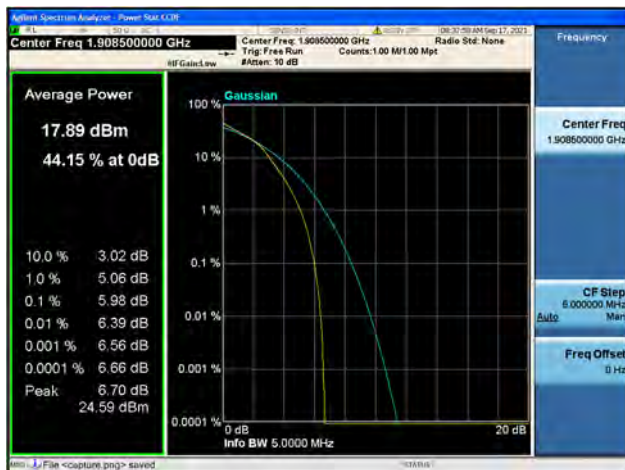
Band2 / 3MHz / Mid CH / 64QAM



Band2 / 3MHz / High CH / QPSK



Band2 / 3MHz / High CH / 16QAM



Band2 / 3MHz / High CH / 64QAM





Band2 / 5MHz / Low CH / QPSK



Band2 / 5MHz / Low CH / 16QAM



Band2 / 5MHz / Low CH / 64QAM



Band2 / 5MHz / Mid CH / QPSK



Band2 / 5MHz / Mid CH / 16QAM



Band2 / 5MHz / Mid CH / 64QAM





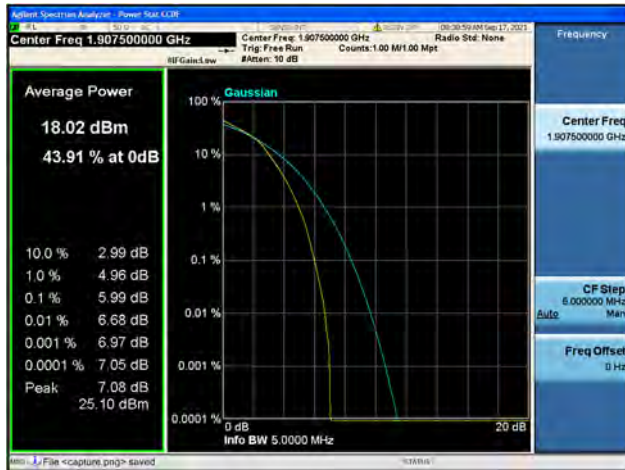
Band2 / 5MHz / High CH / QPSK



Band2 / 5MHz / High CH / 16QAM



Band2 / 5MHz / High CH / 64QAM



Band2 / 10MHz / Low CH / QPSK



Band2 / 10MHz / Low CH / 16QAM



Band2 / 10MHz / Low CH / 64QAM





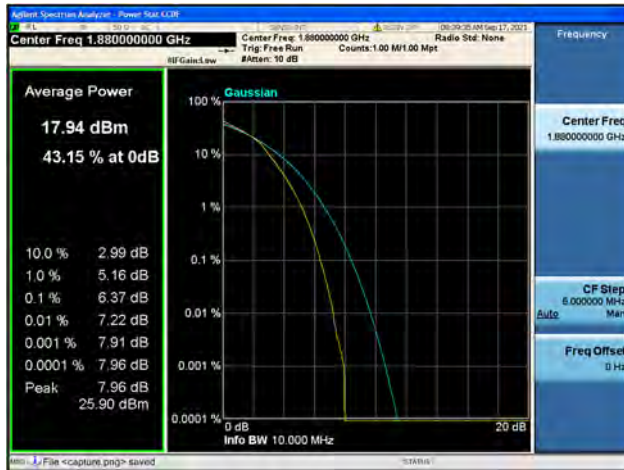
Band2 / 10MHz / Mid CH / QPSK



Band2 / 10MHz / Mid CH / 16QAM



Band2 / 10MHz / Mid CH / 64QAM



Band2 / 10MHz / High CH / QPSK



Band2 / 10MHz / High CH / 16QAM



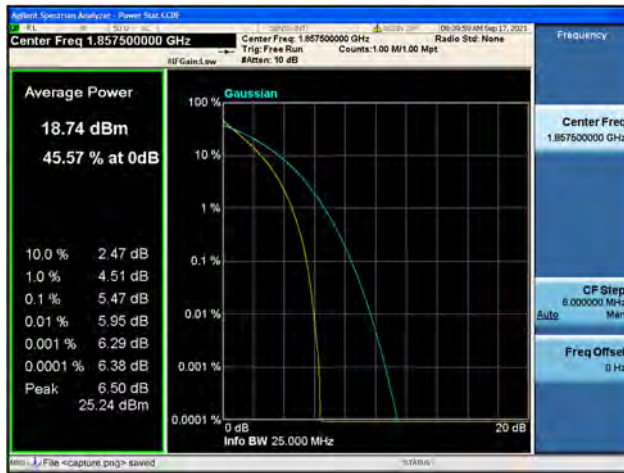
Band2 / 10MHz / High CH / 64QAM



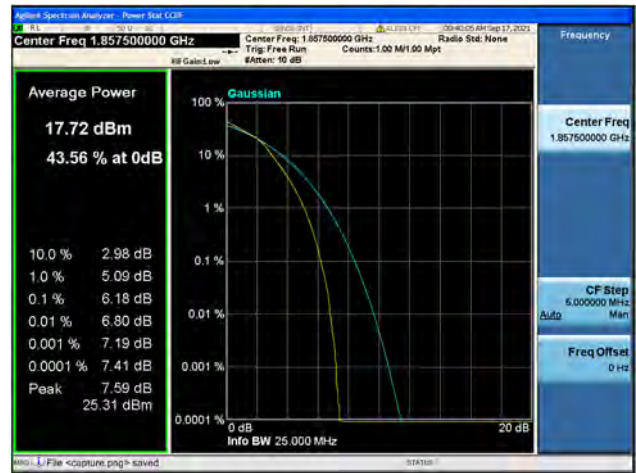




Band2 / 15MHz / Low CH / QPSK



Band2 / 15MHz / Low CH / 16QAM



Band2 / 15MHz / Low CH / 64QAM



Band2 / 15MHz / Mid CH / QPSK



Band2 / 15MHz / Mid CH / 16QAM



Band2 / 15MHz / Mid CH / 64QAM





Band2 / 15MHz / High CH / QPSK



Band2 / 15MHz / High CH / 16QAM



Band2 / 15MHz / High CH / 64QAM



Band2 / 20MHz / Low CH / QPSK



Band2 / 20MHz / Low CH / 16QAM



Band2 / 20MHz / Low CH / 64QAM

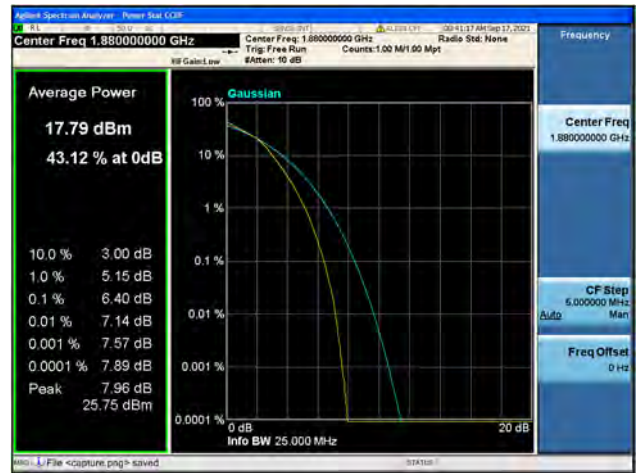




Band2 / 20MHz / Mid CH / QPSK



Band2 / 20MHz / Mid CH / 16QAM



Band2 / 20MHz / Mid CH / 64QAM



Band2 / 20MHz / High CH / QPSK



Band2 / 20MHz / High CH / 16QAM



Band2 / 20MHz / High CH / 64QAM





Band4 / 1.4MHz / Low CH / QPSK



Band4 / 1.4MHz / Low CH / 16QAM



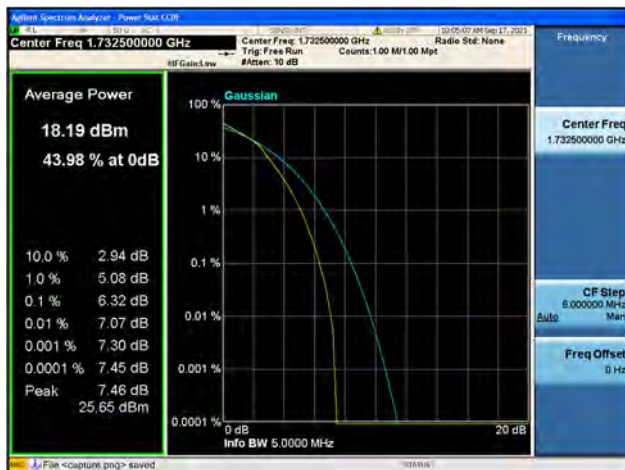
Band4 / 1.4MHz / Low CH / 64QAM



Band4 / 1.4MHz / Mid CH / QPSK



Band4 / 1.4MHz / Mid CH / 16QAM



Band4 / 1.4MHz / Mid CH / 64QAM





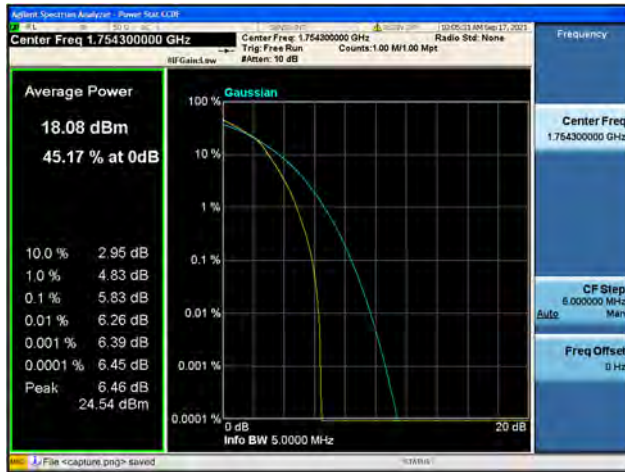
Band4 / 1.4MHz / High CH / QPSK



Band4 / 1.4MHz / High CH / 16QAM



Band4 / 1.4MHz / High CH / 64QAM



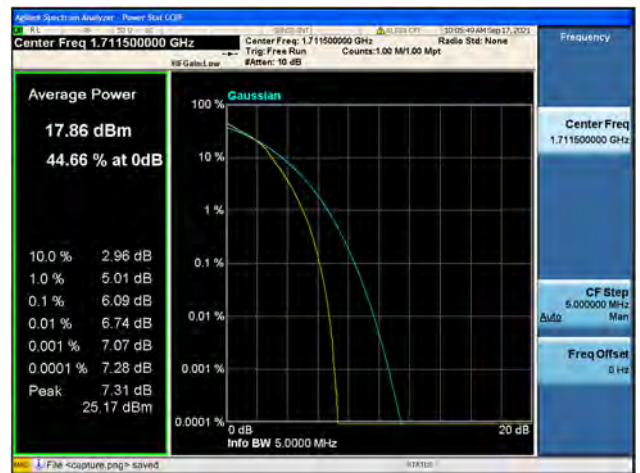
Band4 / 3MHz / Low CH / QPSK



Band4 / 3MHz / Low CH / 16QAM



Band4 / 3MHz / Low CH / 64QAM





Band4 / 3MHz / Mid CH / QPSK



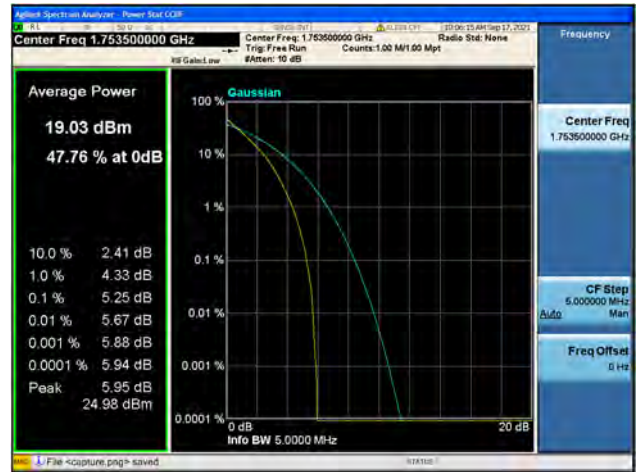
Band4 / 3MHz / Mid CH / 16QAM



Band4 / 3MHz / Mid CH / 64QAM



Band4 / 3MHz / High CH / QPSK



Band4 / 3MHz / High CH / 16QAM



Band4 / 3MHz / High CH / 64QAM

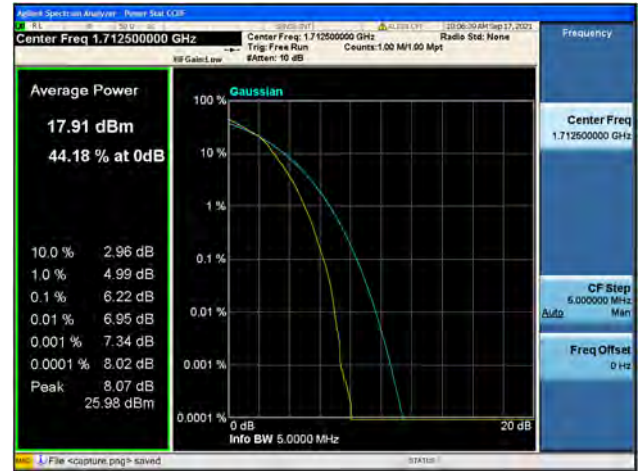




Band4 / 5MHz / Low CH / QPSK



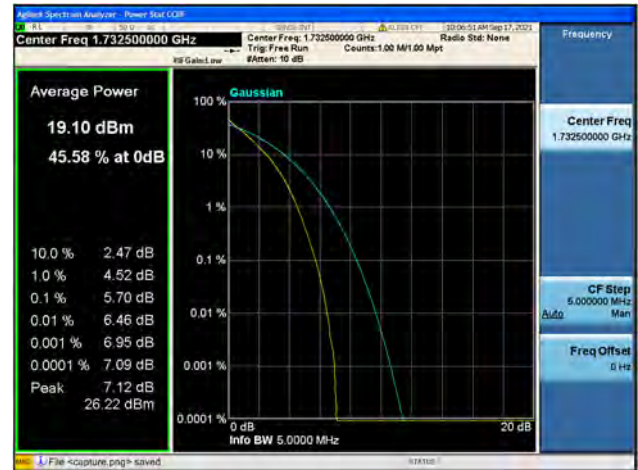
Band4 / 5MHz / Low CH / 16QAM



Band4 / 5MHz / Low CH / 64QAM



Band4 / 5MHz / Mid CH / QPSK



Band4 / 5MHz / Mid CH / 16QAM



Band4 / 5MHz / Mid CH / 64QAM





Band4 / 5MHz / High CH / QPSK



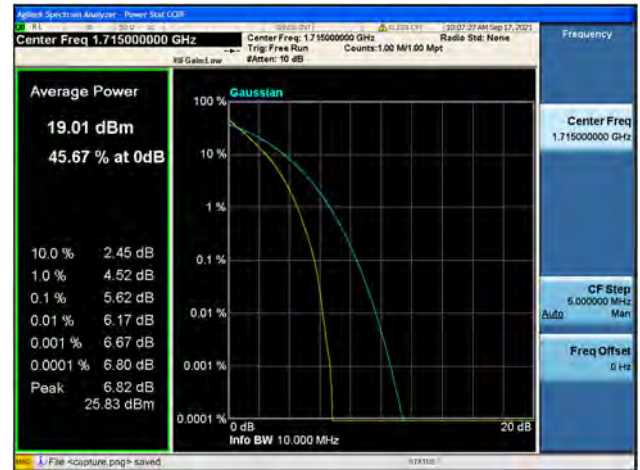
Band4 / 5MHz / High CH / 16QAM



Band4 / 5MHz / High CH / 64QAM



Band4 / 10MHz / Low CH / QPSK



Band4 / 10MHz / Low CH / 16QAM



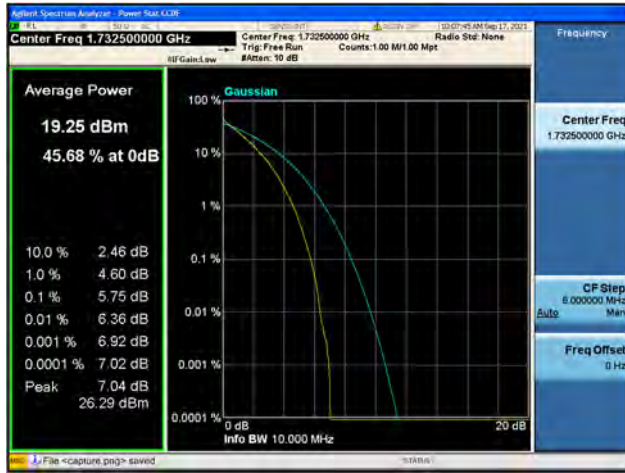
Band4 / 10MHz / Low CH / 64QAM







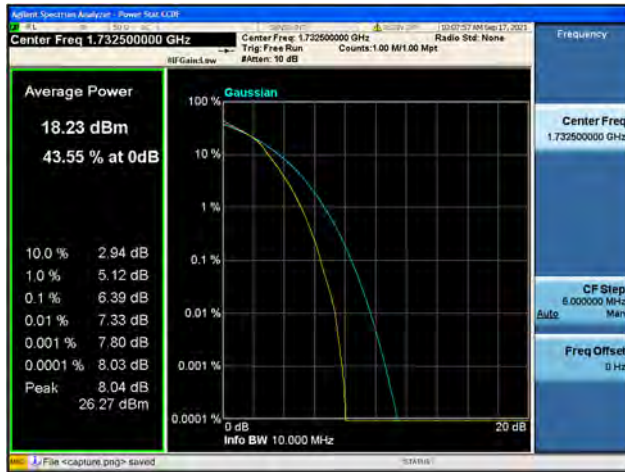
Band4 / 10MHz / Mid CH / QPSK



Band4 / 10MHz / Mid CH / 16QAM



Band4 / 10MHz / Mid CH / 64QAM



Band4 / 10MHz / High CH / QPSK



Band4 / 10MHz / High CH / 16QAM



Band4 / 10MHz / High CH / 64QAM





Band4 / 15MHz / Low CH / QPSK



Band4 / 15MHz / Low CH / 16QAM



Band4 / 15MHz / Low CH / 64QAM



Band4 / 15MHz / Mid CH / QPSK



Band4 / 15MHz / Mid CH / 16QAM



Band4 / 15MHz / Mid CH / 64QAM

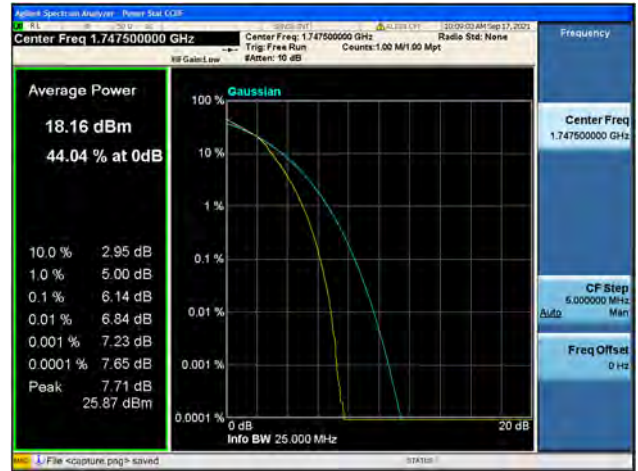




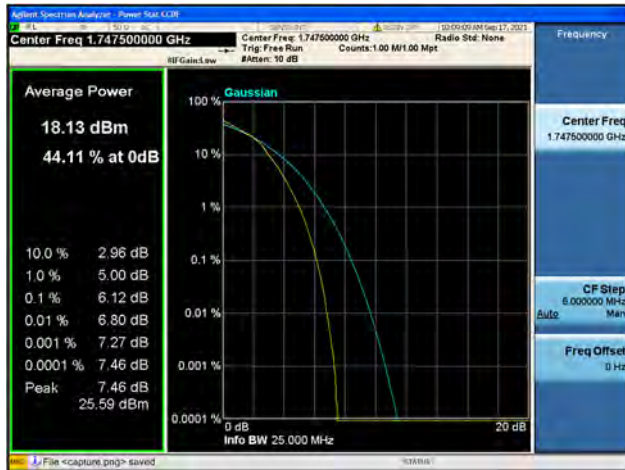
Band4 / 15MHz / High CH / QPSK



Band4 / 15MHz / High CH / 16QAM



Band4 / 15MHz / High CH / 64QAM



Band4 / 20MHz / Low CH / QPSK



Band4 / 20MHz / Low CH / 16QAM

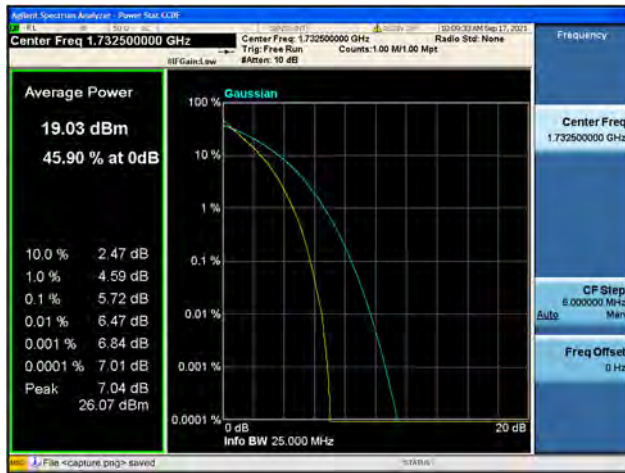


Band4 / 20MHz / Low CH / 64QAM

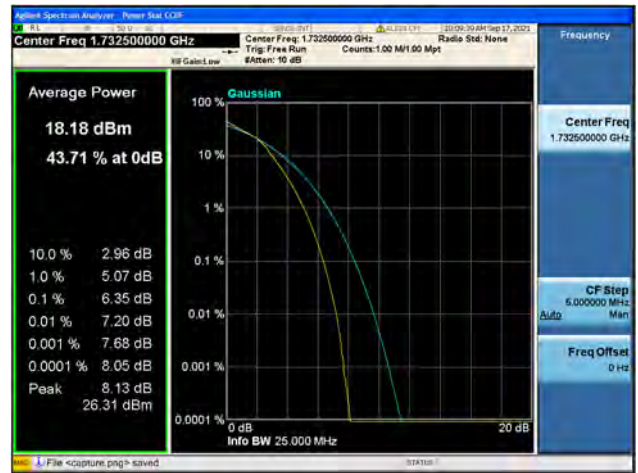




Band4 / 20MHz / Mid CH / QPSK



Band4 / 20MHz / Mid CH / 16QAM



Band4 / 20MHz / Mid CH / 64QAM



Band4 / 20MHz / High CH / QPSK



Band4 / 20MHz / High CH / 16QAM



Band4 / 20MHz / High CH / 64QAM

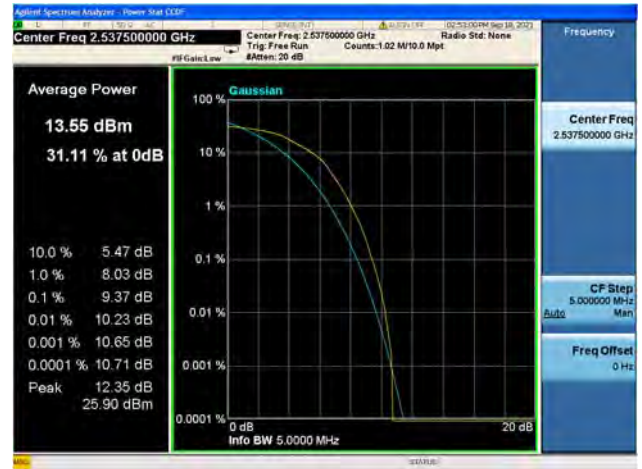




Band41 / 5MHz / Low CH / QPSK



Band41 / 5MHz / Low CH / 16QAM



Band41 / 5MHz / Low CH / 64QAM



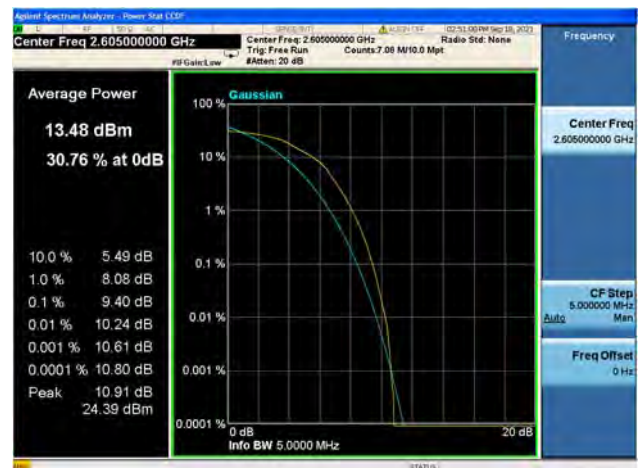
Band41 / 5MHz / Mid CH / QPSK



Band41 / 5MHz / Mid CH / 16QAM

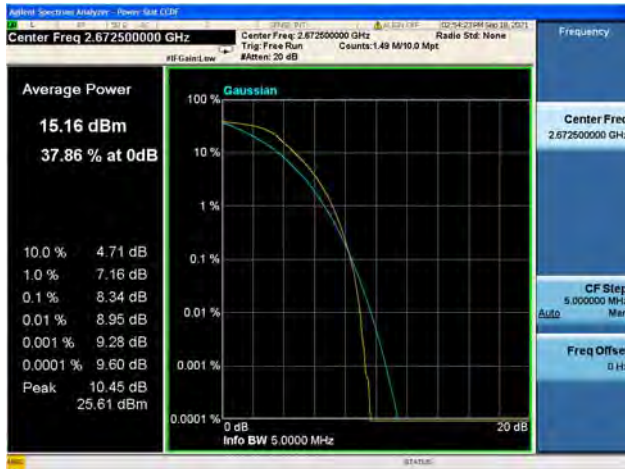


Band41 / 5MHz / Mid CH / 64QAM

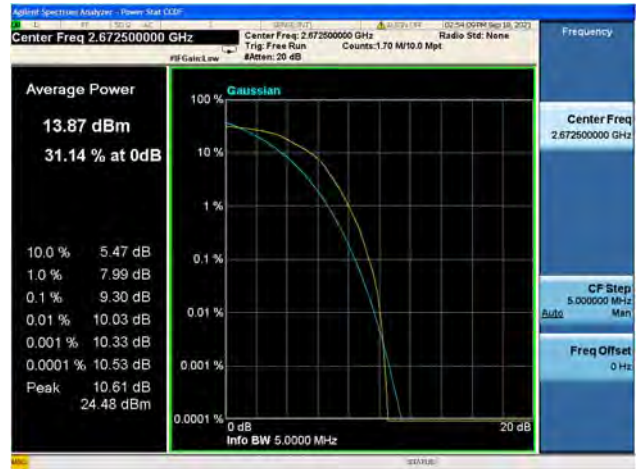




Band41 / 5MHz / High CH / QPSK



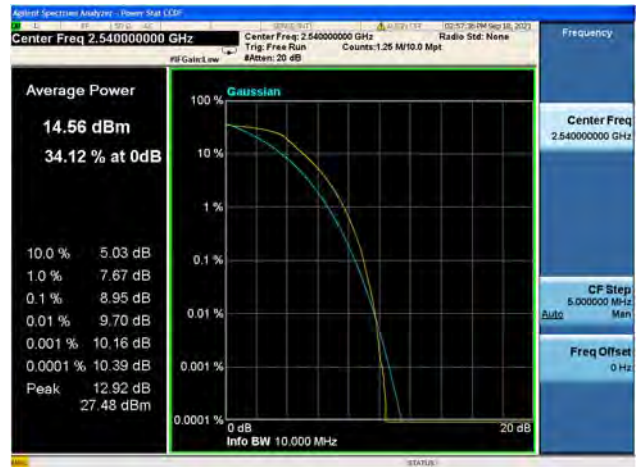
Band41 / 5MHz / High CH / 16QAM



Band41 / 5MHz / High CH / 64QAM



Band41 / 10MHz / Low CH / QPSK



Band41 / 10MHz / Low CH / 16QAM

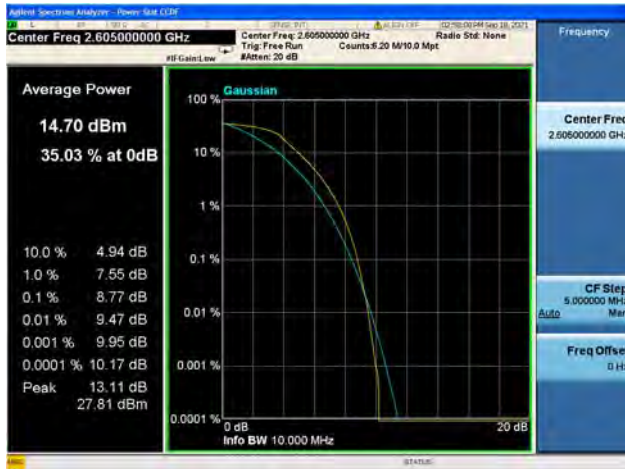


Band41 / 10MHz / Low CH / 64QAM

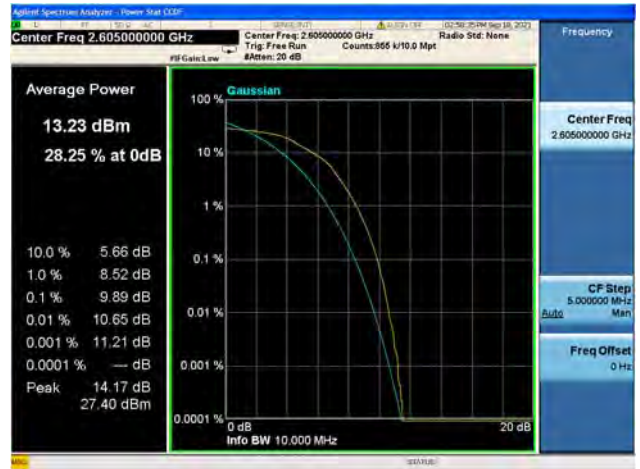




Band41 / 10MHz / Mid CH / QPSK



Band41 / 10MHz / Mid CH / 16QAM



Band41 / 10MHz / Mid CH / 64QAM



Band41 / 10MHz / High CH / QPSK

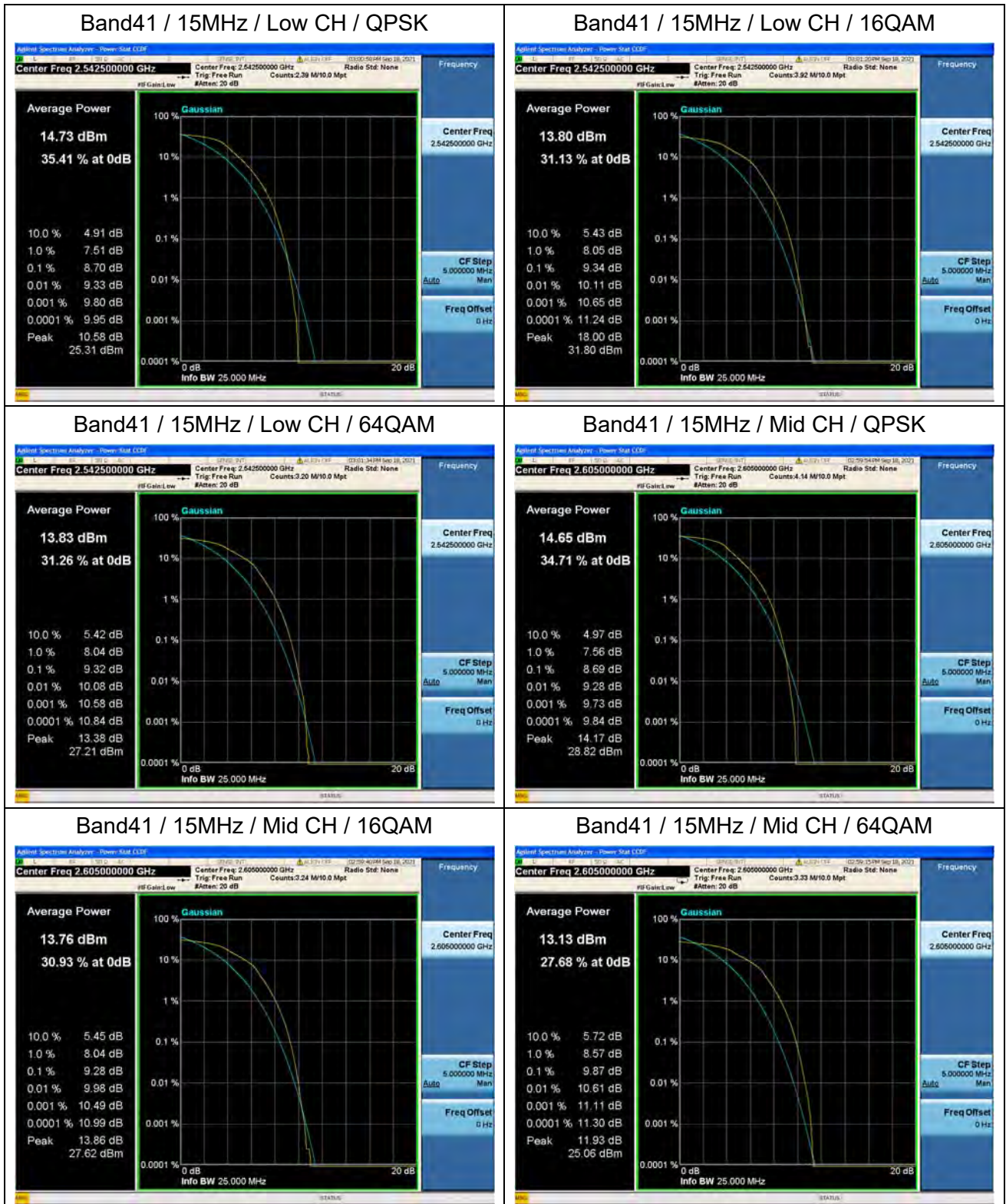


Band41 / 10MHz / High CH / 16QAM

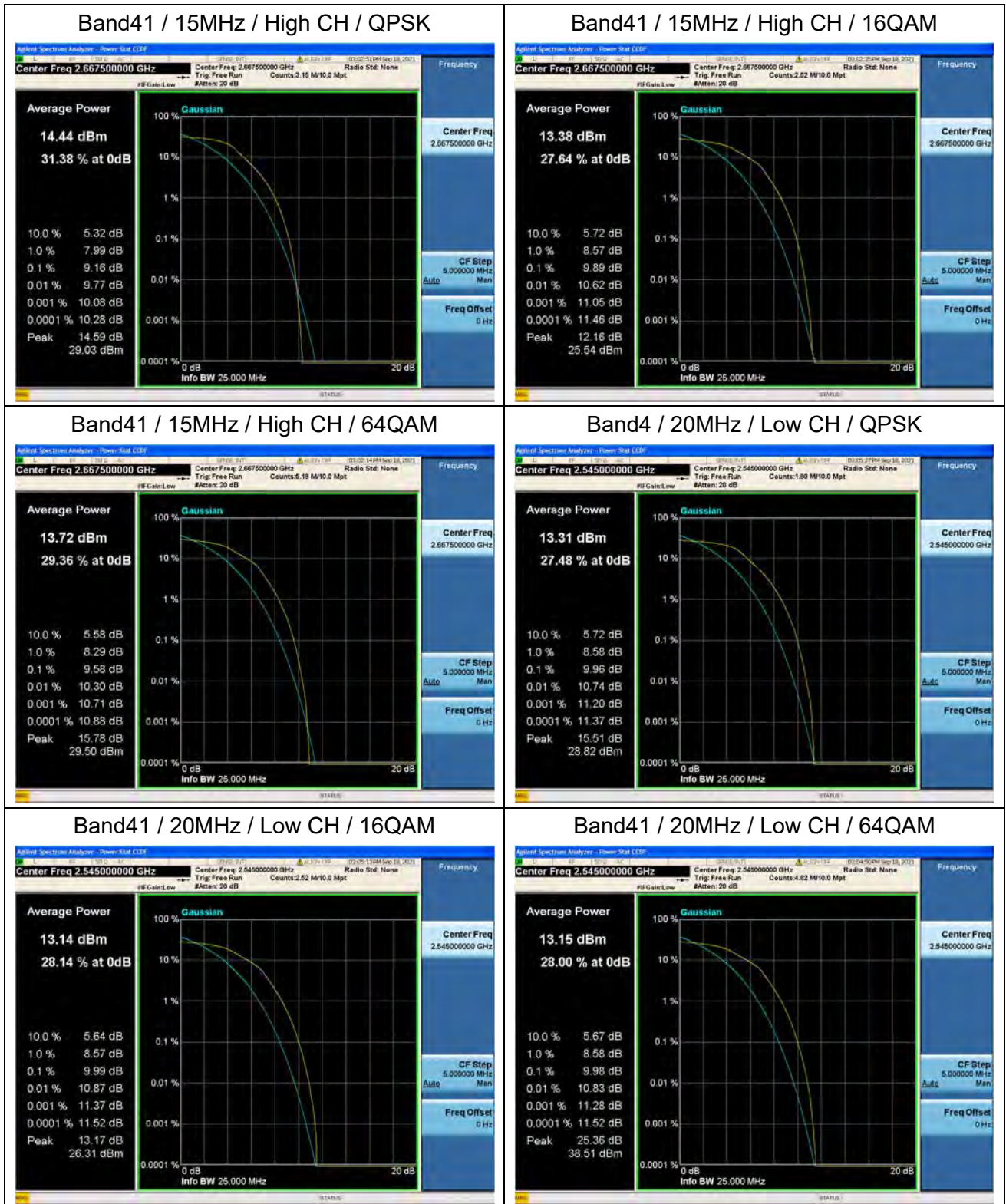


Band41 / 10MHz / High CH / 64QAM



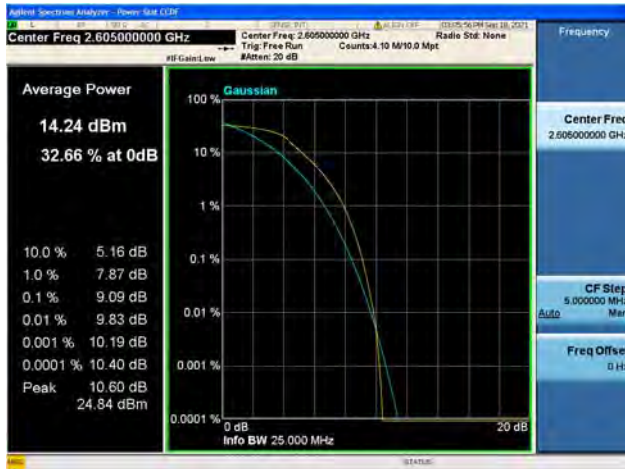




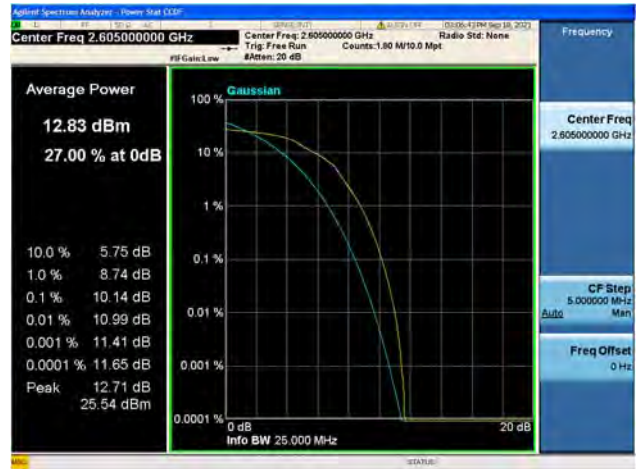




Band41 / 20MHz / Mid CH / QPSK



Band41 / 20MHz / Mid CH / 16QAM



Band41 / 20MHz / Mid CH / 64QAM



Band41 / 20MHz / High CH / QPSK



Band41 / 20MHz / High CH / 16QAM



Band41 / 20MHz / High CH / 64QAM

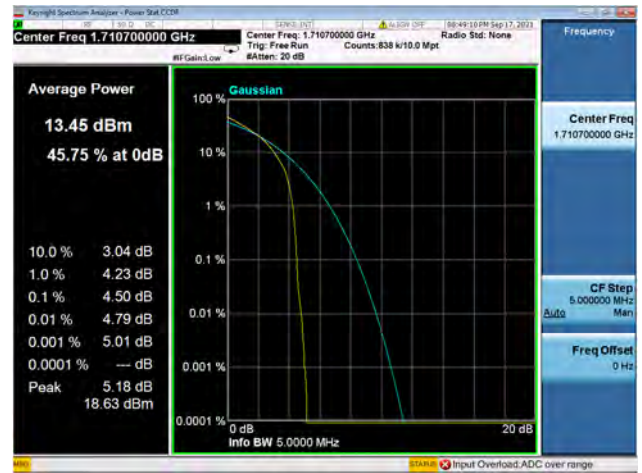




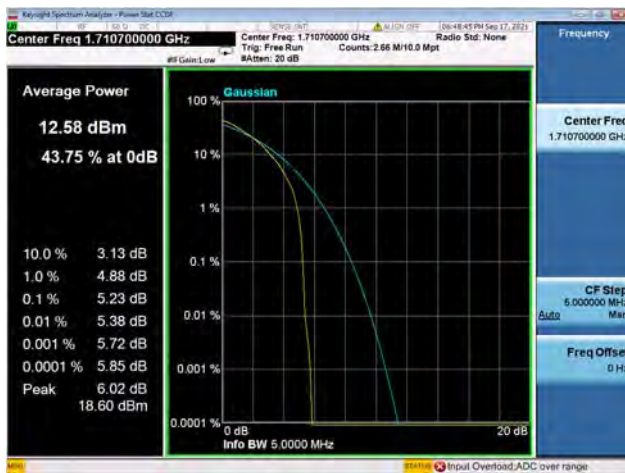
Band66 / 1.4MHz / Low CH / QPSK



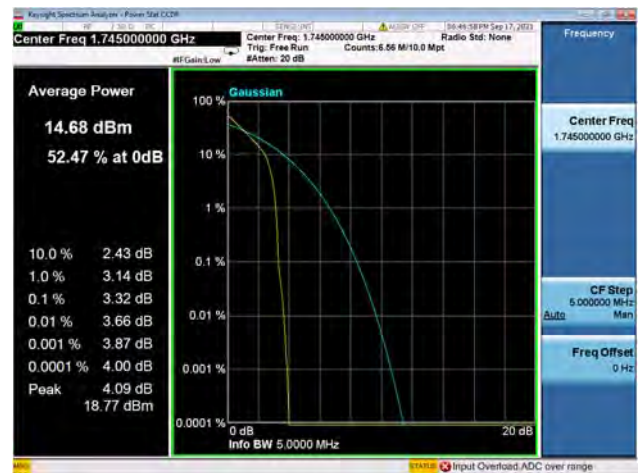
Band66 / 1.4MHz / Low CH / 16QAM



Band66 / 1.4MHz / Low CH / 64QAM



Band66 / 1.4MHz / Mid CH / QPSK



Band66 / 1.4MHz / Mid CH / 16QAM



Band66 / 1.4MHz / Mid CH / 64QAM

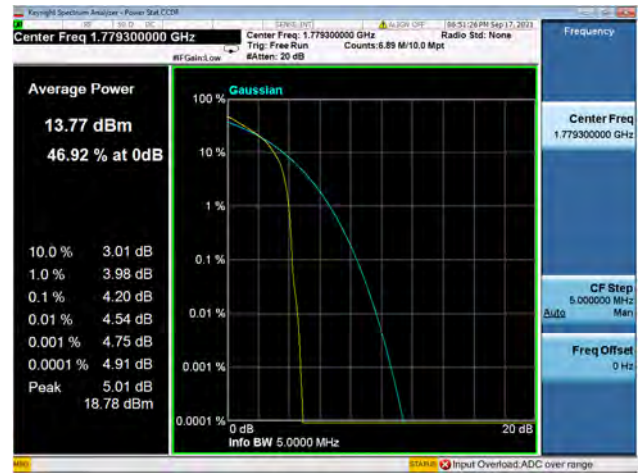




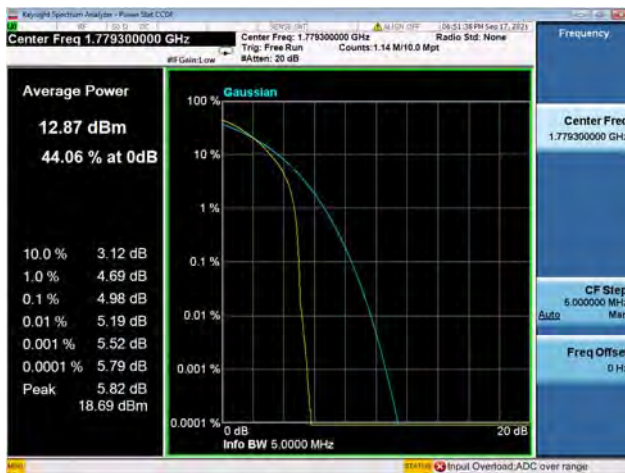
Band66 / 1.4MHz / High CH / QPSK



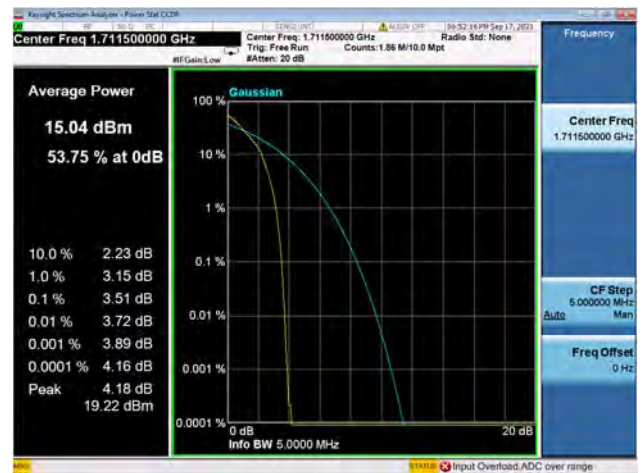
Band66 / 1.4MHz / High CH / 16QAM



Band66 / 1.4MHz / High CH / 64QAM



Band66 / 3MHz / Low CH / QPSK

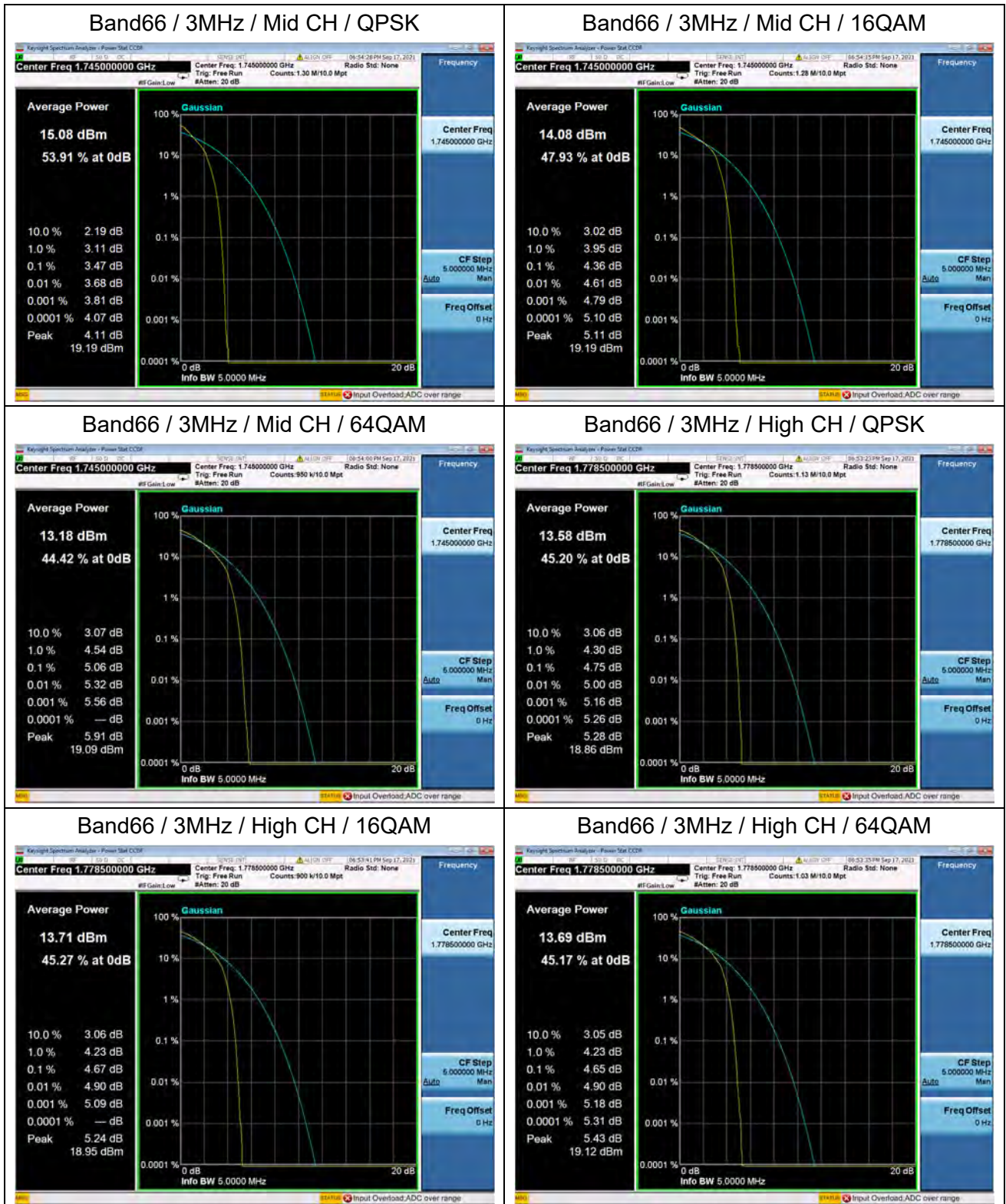


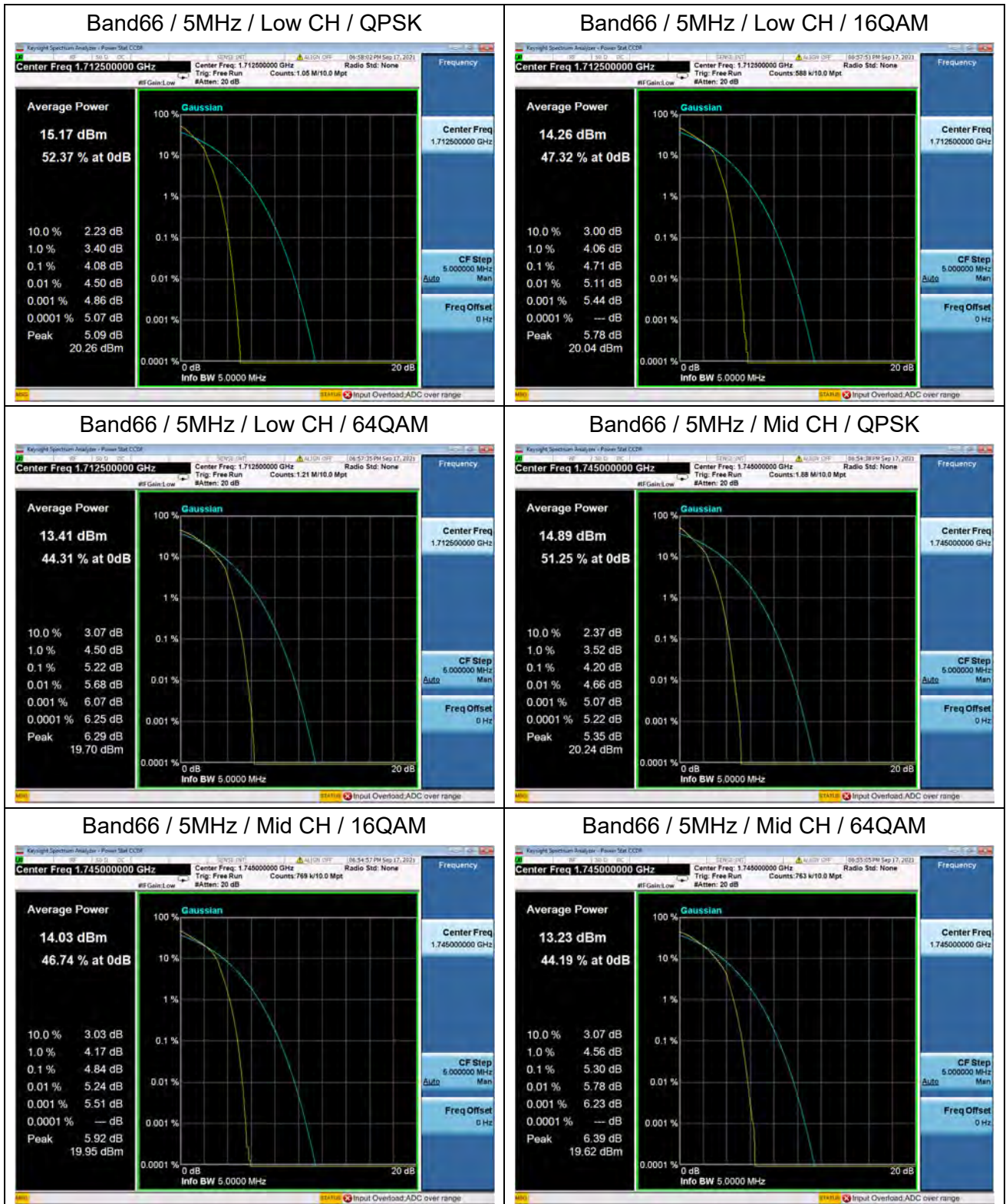
Band66 / 3MHz / Low CH / 16QAM

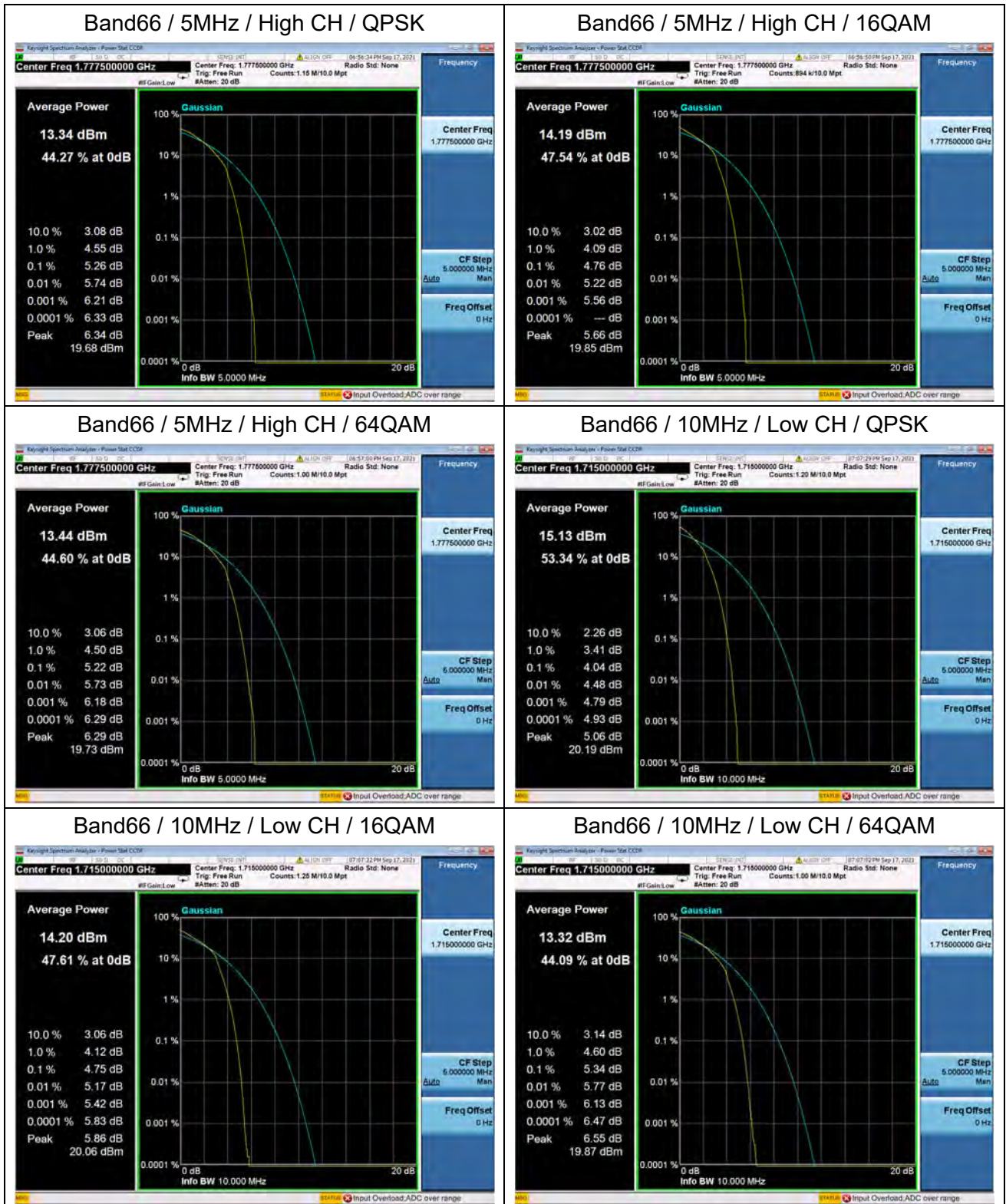


Band66 / 3MHz / Low CH / 64QAM







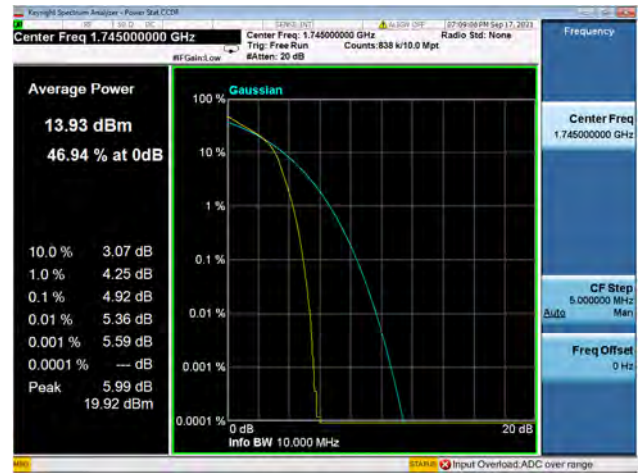




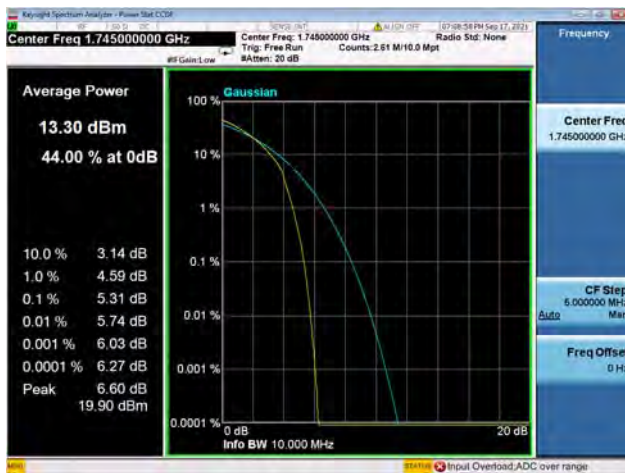
Band66 / 10MHz / Mid CH / QPSK



Band66 / 10MHz / Mid CH / 16QAM



Band66 / 10MHz / Mid CH / 64QAM



Band66 / 10MHz / High CH / QPSK



Band66 / 10MHz / High CH / 16QAM



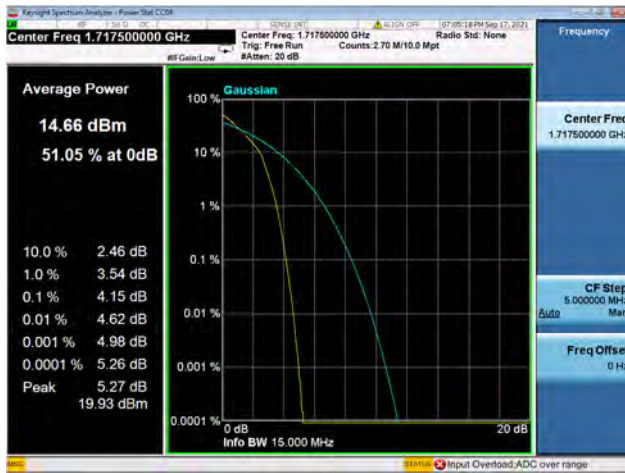
Band66 / 10MHz / High CH / 64QAM







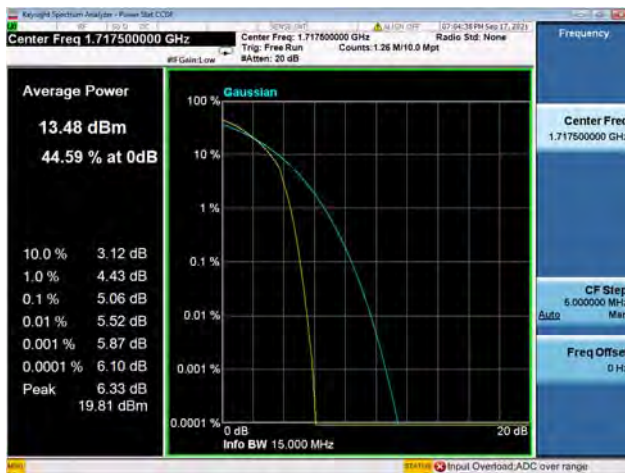
Band66 / 15MHz / Low CH / QPSK



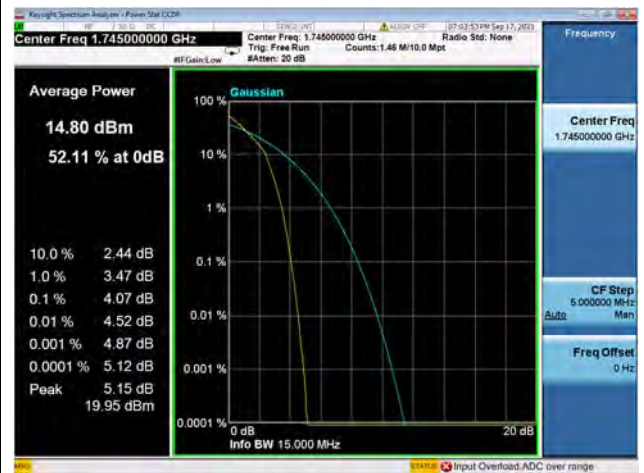
Band66 / 15MHz / Low CH / 16QAM



Band66 / 15MHz / Low CH / 64QAM



Band66 / 15MHz / Mid CH / QPSK



Band66 / 15MHz / Mid CH / 16QAM



Band66 / 15MHz / Mid CH / 64QAM



