



# TEST REPORT

**APPLICANT** : WIKO SAS

**PRODUCT NAME** : Smart phone

**MODEL NAME** : W-V770

**BRAND NAME** : WIKO

**FCC ID** : 2AM86W-V770

**STANDARD(S)** : 47 CFR Part 22 Subpart H  
47 CFR Part 24 Subpart E  
47 CFR Part 27 Subpart L

**RECEIPT DATE** : 2021-09-13

**TEST DATE** : 2021-09-13 to 2021-09-30

**ISSUE DATE** : 2021-10-11

Edited by: Peng Mi  
Peng Mi (Rapporteur)

Approved by: Shen Junsheng  
Shen Junsheng (Supervisor)

**NOTE:** This document is issued by Shenzhen Morlab Communications Technology Co., Ltd., the test report shall not be reproduced except in full without prior written permission of the company. The test results apply only to the particular sample(s) tested and to the specific tests carried out which is available on request for validation and information confirmed at our website.





# DIRECTORY

- 1. Technical Information ..... 3**
- 1.1. Applicant and Manufacturer Information ..... 3**
- 1.2. Equipment Under Test (EUT) Description ..... 3**
- 1.3. Maximum E.R.P./E.I.R.P. and Emission Designator ..... 6**
- 1.4. Test Standards and Results ..... 7**
- 1.5. Environmental Conditions ..... 8**
- 2. 47 CFR Part 2, Part 22H, 24E&27L Requirements ..... 9**
- 2.1. Conducted RF Output Power ..... 9**
- 2.2. Peak to Average Ratio ..... 15**
- 2.3. Occupied Bandwidth ..... 21**
- 2.4. Frequency Stability ..... 30**
- 2.5. Conducted Out of Band Emissions ..... 35**
- 2.6. Band Edge ..... 43**
- 2.7. Determining E.R.P. and/or E.I.R.P. from conducted RF output power measurements ..... 47**
- 2.8. Radiated Out of Band Emissions ..... 53**
- Annex A Test Uncertainty ..... 98**
- Annex B Testing Laboratory Information ..... 99**

Change History		
Version	Date	Reason for change
1.0	2021-10-11	First edition





# 1. Technical Information

Note: Provide by applicant.

## 1.1. Applicant and Manufacturer Information

<b>Applicant:</b>	WIKO SAS
<b>Applicant Address:</b>	1, rue Capitaine Dessemond – 13007 Marseille – France.
<b>Manufacturer:</b>	WIKO SAS
<b>Manufacturer Address:</b>	1, rue Capitaine Dessemond – 13007 Marseille – France.

## 1.2. Equipment Under Test (EUT) Description

<b>Product Name:</b>	Smart phone	
<b>Sample No.:</b>	6#	
<b>Hardware Version:</b>	V1.0	
<b>Software Version:</b>	W-V770-V01	
<b>Modulation Type:</b>	GSM/GPRS Mode with GMSK Modulation EDGE Mode with 8PSK Modulation WCDMA Mode with QPSK Modulation HSDPA Mode with QPSK Modulation HSUPA Mode with QPSK Modulation HSPA+ Mode with 16QAM Modulation	
<b>Operating Frequency Range:</b>	GSM 850MHz	Tx: 824MHz-849MHz
		Rx: 869MHz-894MHz
	GSM 1900MHz	Tx: 1850MHz-1910MHz
		Rx: 1930MHz-1990MHz
	WCDMA Band V	Tx: 824MHz-849MHz
		Rx: 869MHz-894MHz
WCDMA Band IV	Tx: 1710MHz-1755MHz	
	Rx: 2110MHz-2155MHz	
WCDMA Band II	Tx: 1850MHz-1910MHz	
	Rx: 1930MHz-1990MHz	





<b>Antenna Type:</b>	Top Antenna	PIFA Antenna
	Bottom Antenna	PIFA Antenna
<b>Antenna Gain:</b>	Top Antenna	
	GSM 850:	-2.5dBi
	GSM1900:	-0.4dBi
	WCDMA Band V:	-2.5dBi
	WCDMA Band IV:	-0.3dBi
	WCDMA Band II:	-0.4dBi
	Bottom Antenna	
	GSM 850:	-1.7dBi
	GSM1900:	-3.7dBi
	WCDMA Band V:	-1.7dBi
	WCDMA Band IV:	-0.3dBi
	WCDMA Band II:	-3.7dBi
<b>Accessory Information:</b>	Battery	
	Brand Name:	N/A
	Model No.:	HB526489EEW
	Serial No.:	N/A
	Capacity:	4900mAh
	Rated Voltage:	3.85V
	Charge Limit:	4.43V
	Manufacturer:	SCUD(FUJIAN) ELECTRONICS CO.,LTD.
	AC Adapter 1	
	Brand Name:	N/A
	Model No.:	HW-050200U02
	Serial No.:	N/A
	Rated Output:	5V=2A
	Rated Input:	100-240V~50/60Hz, 0.5A
	Manufacturer:	HUIZHOU BYD ELECTRONIC CO., LTD.



<b>Accessory Information:</b>	AC Adapter 2	
	Brand Name:	N/A
	Model No.:	TN-050200U5
	Serial No.:	N/A
	Rated Output:	5V=2A
	Rated Input:	100-240V~50/60Hz, 0.5A
	Manufacturer:	Dong Guan City GangQi Electronic Co., Ltd
	USB Cable 1	
	Model No.:	203-1572-0
	Manufacturer:	Guangdong Mingji Hi-Tech Electronics Co., Ltd
	USB Cable 2	
	Model No.:	336275
	Manufacturer:	SUNTOPS ELECTRONICS CO.,LTD

**Note 1:** SIM 1 and SIM 2 is a chipset unit and tested as a single chipset. The SIM 1 is chosen for test.

**Note 2:** All test modes and data rates were considered and evaluated respectively by performing full test. Test modes are chosen to be reported as the worst case below:

- GSM mode and EDGE mode for GSM 850;
- GSM mode and EDGE mode for GSM 1900;
- WCDMA mode for WCDMA band V;
- WCDMA mode for WCDMA band IV;
- WCDMA mode for WCDMA band II;

**Note 3:** The transmitter (Tx) frequency arrangement of the Cellular 850MHz band used by the EUT can be represented with the formula  $F(n)=824.2+0.2*(n-128)$ ,  $128 \leq n \leq 251$ ; the lowest, middle, highest channel numbers (ARFCHs) used and tested in this report are separately 128 (824.2MHz), 189 (836.4MHz) and 251 (848.8MHz).

**Note 4:** The transmitter (Tx) frequency arrangement of the PCS 1900MHz band used by the EUT can be represented with the formula  $F(n)=1850.2+0.2*(n-512)$ ,  $512 \leq n \leq 810$ ; the lowest, middle and highest channel numbers (ARFCHs) used and tested in this report are separately 512 (1850.2MHz), 661 (1880.0MHz) and 810 (1909.8MHz).

**Note 5:** The transmitter (Tx) frequency arrangement of the WCDMA Band V used by the EUT can be represented with the formula  $F(n)=826.4+0.2*(n-4132)$ ,  $4132 \leq n \leq 4233$ ; the lowest, middle and highest channel numbers (ARFCHs) used and tested in this report are separately 4132 (826.4MHz), 4182(836.4MHz) and 4233 (846.6MHz).

**Note 6:** The transmitter (Tx) frequency arrangement of the WCDMA IV band used by the EUT can be represented with the formula  $F(n)=1712.4+0.2*(n-1312)$ ,  $1312 \leq n \leq 1513$ ; the lowest, middle and highest channel numbers (ARFCHs) used and tested in this report are





separately 1312 (1712.4MHz), 1413 (1732.6MHz) and 1513 (1752.6MHz).

**Note 7:** The transmitter (Tx) frequency arrangement of the WCDMA Band II used by the EUT can be represented with the formula  $F(n)=1852.4+0.2*(n-9262)$ ,  $9262 \leq n \leq 9538$ ; the lowest, middle and highest channel numbers (ARFCHs) used and tested in this report are separately 9262 (1852.4MHz), 9400 (1880MHz) and 9538 (1907.6MHz).

**Note 8:** For a more detailed description, please refer to Specification or User's Manual supplied by the applicant and/or manufacturer.

### 1.3. Maximum E.R.P./E.I.R.P. and Emission Designator

Test Mode	Maximum E.R.P./E.I.R.P. (W)		Emission Designator
	Top Antenna	Bottom Antenna	
GSM850(GSM)	0.594	0.771	249KGXW
GSM850(EDGE)	0.177	0.216	247KG7W
GSM1900(GSM)	0.979	0.481	245KGXW
GSM1900(EDGE)	0.418	0.179	246KG7W
WCDMA Band V	0.102	0.124	4M19F9W
WCDMA Band IV	0.211	0.199	4M19F9W
WCDMA Band II	0.215	0.091	4M19F9W



## 1.4. Test Standards and Results

The objective of the report is to perform testing according to 47 CFR Part 2, Part 22, Part 24 and Part 27 for the EUT FCC ID Certification:

No.	Identity	Document Title
1	47 CFR Part 2 (10-1-12 Edition)	Frequency Allocations and Radio Treaty Matters; General Rules and Regulations
2	47 CFR Part 22 (10-1-12 Edition)	Public Mobile Services
3	47 CFR Part 24 (10-1-12 Edition)	Personal Communications Services
4	47 CFR Part 27 (10-1-12 Edition)	Miscellaneous Wireless Communications Services

Test detailed items/section required by FCC rules and results are as below:

No.	Section	Description	Test Date	Test Engineer	Result	Method determination/ Remark
1	2.1046	Conducted RF Output Power	Sep 30, 2021	Chen Hao Li Huaijie	PASS	No deviation
2	24.232(d)	Peak -Average Ratio	Sep 13&15, 2021	Li Huaijie	PASS	No deviation
3	2.1049	Occupied Bandwidth	Sep 13&15, 2021	Li Huaijie	PASS	No deviation
4	2.1055, 22.355, 24.235, 27.54	Frequency Stability	Sep 29, 2021	Li Huaijie	PASS	No deviation
5	2.1051, 22.917(a), 24.238(a), 27.53(h)	Conducted Out of Band Emissions	Sep 13&15, 2021	Li Huaijie	PASS	No deviation
6	2.1051, 22.917(a), 24.238(a), 27.53(h)	Band Edge	Sep 13&15, 2021	Li Huaijie	PASS	No deviation
7	22.913(a), 24.232(c), 27.50(d)	Transmitter Radiated Power (EIPR/E.R.P.)	Sep 30, 2021	Gao Jianrou	PASS	No deviation
8	2.1051, 22.917(a),	Radiated Out of Band	Sep 30, 2021	Gao Jianrou	PASS	No deviation





24.238(a), 27.53(h)	Emissions				
------------------------	-----------	--	--	--	--

**Note 1:** The tests were performed according to the method of measurements prescribed in KDB971168 D01 v03r01 and ANSI/TIA-603-E-2016.

**Note 2:** The path loss during the RF test is calibrated to correct the results by the offset setting in the test equipments. The ref offset 23.5dB contains two parts that cable loss 13.5dB and Attenuator 10dB.

**Note 3:** Additions to, deviation, or exclusions from the method shall be judged in the "method determination" column of add, deviate or exclude from the specific method shall be explained in the "Remark" of the above table.

**Note 4:** When the test result is a critical value, we will use the measurement uncertainty give the judgment result based on the 95% risk level.

### 1.5. Environmental Conditions

During the measurement, the environmental conditions were within the listed ranges:

Temperature (°C):	15-35
Relative Humidity (%):	30-60
Atmospheric Pressure (kPa):	86-106





## 2.47 CFR Part 2, Part 22H, 24E&27L Requirements

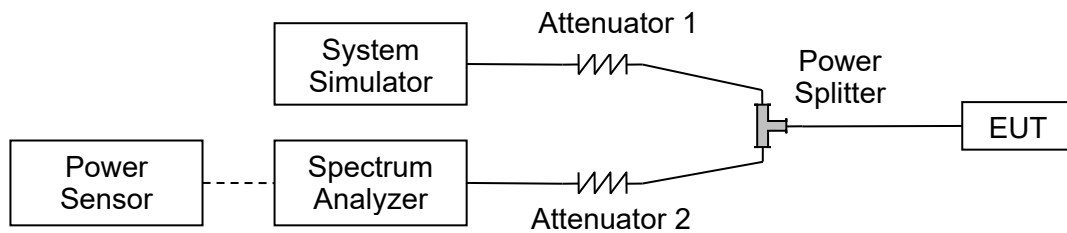
### 2.1. Conducted RF Output Power

#### 2.1.1. Requirement

According to FCC section 2.1046(a), for transmitters other than single sideband, independent sideband and controlled carrier radiotelephone, power output shall be measured at the RF output terminals when the transmitter is adjusted in accordance with the tune-up procedure to give the values of current and voltage on the circuit elements specified in FCC section 2.1033(c)(8).

#### 2.1.2. Test Description

Test Setup:



The EUT is coupled to the Spectrum Analyzer (SA) and the System Simulator (SS) with Attenuators through the Power Splitter; the RF load attached to the EUT antenna terminal is 50Ohm; the path loss as the factor is calibrated to correct the reading. The EUT is commanded by the SS to operate at the maximum output power i.e. Power Control Level (PCL) = 5 and Power Class = 4. A call is established between the EUT and the SS.



**2.1.3. Test Result**

<b>Top Antenna</b>			
<b>GSM850</b>	<b>Average Power (dBm)</b>		
<b>TX Channel</b>	<b>128</b>	<b>189</b>	<b>251</b>
<b>Frequency (MHz)</b>	<b>824.2</b>	<b>836.4</b>	<b>848.8</b>
GSM 1 Tx slot	32.19	32.31	32.39
GPRS 1 Tx slot	32.15	32.21	32.33
GPRS 2 Tx slots	29.64	29.71	29.86
GPRS 3 Tx slots	27.88	27.94	28.00
GPRS 4 Tx slots	26.55	26.60	26.71
EDGE 1 Tx slot	26.79	26.73	27.14
EDGE 2 Tx slots	24.05	24.14	24.13
EDGE 3 Tx slots	22.14	22.22	22.47
EDGE 4 Tx slots	20.18	20.42	20.48

<b>Bottom Antenna</b>			
<b>GSM850</b>	<b>Average Power (dBm)</b>		
<b>TX Channel</b>	<b>128</b>	<b>189</b>	<b>251</b>
<b>Frequency (MHz)</b>	<b>824.2</b>	<b>836.4</b>	<b>848.8</b>
GSM 1 Tx slot	32.69	32.70	32.72
GPRS 1 Tx slot	32.64	32.68	32.68
GPRS 2 Tx slots	30.15	30.20	30.22
GPRS 3 Tx slots	28.41	28.44	28.44
GPRS 4 Tx slots	27.03	27.08	27.10
EDGE 1 Tx slot	27.13	27.15	27.20
EDGE 2 Tx slots	24.10	24.05	24.20
EDGE 3 Tx slots	22.08	22.09	22.22
EDGE 4 Tx slots	20.50	20.54	20.70





<b>Top Antenna</b>			
<b>GSM1900</b>	<b>Average Power (dBm)</b>		
<b>TX Channel</b>	<b>512</b>	<b>661</b>	<b>810</b>
<b>Frequency (MHz)</b>	<b>1850.2</b>	<b>1880</b>	<b>1909.8</b>
GSM 1 Tx slot	30.00	30.31	30.30
GPRS 1 Tx slot	29.93	30.27	30.27
GPRS 2 Tx slots	26.90	27.21	27.32
GPRS 3 Tx slots	25.15	25.45	25.63
GPRS 4 Tx slots	23.92	24.15	24.32
EDGE 1 Tx slot	26.30	26.32	26.61
EDGE 2 Tx slots	23.09	23.11	23.56
EDGE 3 Tx slots	21.63	21.55	21.95
EDGE 4 Tx slots	20.10	20.15	20.30

<b>Bottom Antenna</b>			
<b>GSM1900</b>	<b>Average Power (dBm)</b>		
<b>TX Channel</b>	<b>512</b>	<b>661</b>	<b>810</b>
<b>Frequency (MHz)</b>	<b>1850.2</b>	<b>1880</b>	<b>1909.8</b>
GSM 1 Tx slot	30.37	30.45	30.52
GPRS 1 Tx slot	30.33	30.41	30.47
GPRS 2 Tx slots	27.26	27.40	27.53
GPRS 3 Tx slots	25.52	25.64	25.77
GPRS 4 Tx slots	24.20	24.35	24.46
EDGE 1 Tx slot	25.94	26.02	26.23
EDGE 2 Tx slots	23.24	23.44	23.45
EDGE 3 Tx slots	21.35	21.54	21.66
EDGE 4 Tx slots	20.01	20.28	20.33





<b>Top Antenna</b>			
<b>WCDMA Band V</b>	<b>Average Power (dBm)</b>		
<b>TX Channel</b>	<b>4132</b>	<b>4182</b>	<b>4233</b>
<b>Frequency (MHz)</b>	<b>826.4</b>	<b>836.4</b>	<b>846.6</b>
RMC 12.2Kbps	24.74	24.70	24.72
HSDPA Subtest-1	23.28	23.33	23.31
HSDPA Subtest-2	23.28	23.25	23.32
HSDPA Subtest-3	22.82	22.76	22.79
HSDPA Subtest-4	22.81	22.77	22.79
HSUPA Subtest-1	22.99	23.41	22.98
HSUPA Subtest-2	23.32	23.40	23.44
HSUPA Subtest-3	22.28	22.48	22.35
HSUPA Subtest-4	23.34	23.42	23.36
HSUPA Subtest-5	22.45	22.46	22.26
HSPA+ (16QAM) Subtest-1	22.33	22.35	22.26

<b>Bottom Antenna</b>			
<b>WCDMA Band V</b>	<b>Average Power (dBm)</b>		
<b>TX Channel</b>	<b>4132</b>	<b>4182</b>	<b>4233</b>
<b>Frequency (MHz)</b>	<b>826.4</b>	<b>836.4</b>	<b>846.6</b>
RMC 12.2Kbps	24.77	24.70	24.73
HSDPA Subtest-1	21.56	21.67	21.79
HSDPA Subtest-2	20.58	20.72	20.83
HSDPA Subtest-3	19.64	19.70	19.89
HSDPA Subtest-4	19.59	19.74	19.89
HSUPA Subtest-1	22.62	23.07	22.57
HSUPA Subtest-2	23.05	22.99	23.09
HSUPA Subtest-3	21.60	22.06	21.57
HSUPA Subtest-4	23.96	24.04	24.02
HSUPA Subtest-5	22.03	22.06	22.06
HSPA+ (16QAM) Subtest-1	21.48	21.60	21.54





<b>Top Antenna</b>			
<b>WCDMA Band IV</b>	<b>Average Power (dBm)</b>		
<b>TX Channel</b>	<b>1312</b>	<b>1413</b>	<b>1513</b>
<b>Frequency (MHz)</b>	<b>1712.4</b>	<b>1732.6</b>	<b>1752.6</b>
RMC 12.2Kbps	23.54	23.44	23.52
HSDPA Subtest-1	22.93	22.89	22.82
HSDPA Subtest-2	22.96	22.90	22.79
HSDPA Subtest-3	22.51	22.43	22.34
HSDPA Subtest-4	22.47	22.36	22.33
HSUPA Subtest-1	22.97	22.83	22.89
HSUPA Subtest-2	22.99	22.88	22.86
HSUPA Subtest-3	22.53	22.41	22.37
HSUPA Subtest-4	22.90	22.90	22.84
HSUPA Subtest-5	22.47	22.47	22.43
HSPA+ (16QAM) Subtest-1	21.47	21.30	21.16

<b>Bottom Antenna</b>			
<b>WCDMA Band IV</b>	<b>Average Power (dBm)</b>		
<b>TX Channel</b>	<b>1312</b>	<b>1413</b>	<b>1513</b>
<b>Frequency (MHz)</b>	<b>1712.4</b>	<b>1732.6</b>	<b>1752.6</b>
RMC 12.2Kbps	23.28	23.23	23.14
HSDPA Subtest-1	21.75	21.77	21.64
HSDPA Subtest-2	20.85	20.73	20.65
HSDPA Subtest-3	19.91	19.78	19.58
HSDPA Subtest-4	20.02	19.68	19.60
HSUPA Subtest-1	20.46	20.30	20.12
HSUPA Subtest-2	20.97	20.85	20.74
HSUPA Subtest-3	19.53	19.39	19.22
HSUPA Subtest-4	21.87	21.80	21.71
HSUPA Subtest-5	20.02	19.88	19.69
HSPA+ (16QAM) Subtest-1	19.40	19.20	19.15





<b>Top Antenna</b>			
<b>WCDMA Band II</b>	<b>Average Power (dBm)</b>		
<b>TX Channel</b>	<b>9262</b>	<b>9400</b>	<b>9538</b>
<b>Frequency (MHz)</b>	<b>1852.4</b>	<b>1880.0</b>	<b>1907.6</b>
RMC 12.2Kbps	23.72	23.67	23.70
HSDPA Subtest-1	22.83	23.00	22.95
HSDPA Subtest-2	22.92	22.93	22.96
HSDPA Subtest-3	22.45	22.60	22.46
HSDPA Subtest-4	22.38	22.46	22.46
HSUPA Subtest-1	22.93	23.08	22.99
HSUPA Subtest-2	22.92	23.05	22.95
HSUPA Subtest-3	22.47	22.57	22.48
HSUPA Subtest-4	22.90	23.02	22.95
HSUPA Subtest-5	22.43	22.59	22.44
HSPA+ (16QAM) Subtest-1	21.07	21.21	21.13

<b>Bottom Antenna</b>			
<b>WCDMA Band II</b>	<b>Average Power (dBm)</b>		
<b>TX Channel</b>	<b>9262</b>	<b>9400</b>	<b>9538</b>
<b>Frequency (MHz)</b>	<b>1852.4</b>	<b>1880.0</b>	<b>1907.6</b>
RMC 12.2Kbps	23.31	23.28	23.25
HSDPA Subtest-1	21.69	21.50	21.58
HSDPA Subtest-2	20.72	20.59	20.57
HSDPA Subtest-3	19.70	19.73	19.61
HSDPA Subtest-4	19.66	19.89	19.54
HSUPA Subtest-1	20.17	20.12	20.07
HSUPA Subtest-2	20.55	20.64	20.57
HSUPA Subtest-3	19.01	19.19	19.02
HSUPA Subtest-4	21.45	21.59	21.51
HSUPA Subtest-5	19.54	19.68	19.52
HSPA+ (16QAM) Subtest-1	19.18	19.17	19.18



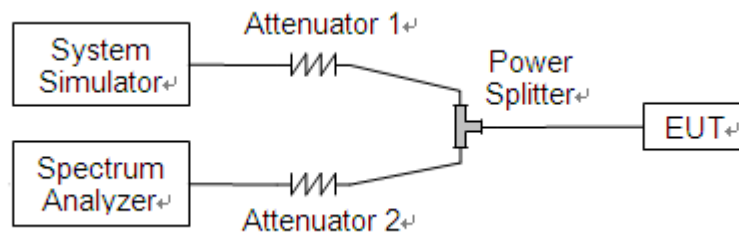
## 2.2. Peak to Average Ratio

### 2.2.1. Requirement

According to FCC 24.232(d) and 27.50(d), the peak-to-average ratio (PAR) of the transmission may not exceed 13 dB.

### 2.2.2. Test Description

Test Setup:



The EUT is coupled to the Spectrum Analyzer (SA) and the System Simulator (SS) with Attenuators through the Power Splitter; the RF load attached to the EUT antenna terminal is 50Ohm; the path loss as the factor is calibrated to correct the reading. The EUT is commanded by the SS to operate at the maximum output power i.e. Power Control Level (PCL) = 5 and Power Class = 4. A call is established between the EUT and the SS.

### 2.2.3. Test procedure

1. For GSM/EDGE operating mode:

- a. Set RBW=1MHz, VBW=3MHz, peak detector in spectrum analyzer.
- b. Set EUT in maximum output power, and triggered the bust signal.
- c. Measured respectively the peak level and mean level, and the deviation was recorded as Peak to Average ratio.

2. For UMTS operating mode:

- a. Set the CCDF (Complementary Cumulative Distribution Function) option in spectrum analyzer.
- b. The highest RF powers were measured and recorded the maximum PAPR level associated with a probability of 0.1%.



**2.2.4. Test Result**

The lowest, middle and highest channels are selected to perform testing to verify the conducted RF output peak power of the Module.

**A. Test Verdict:**

GSM1900					
Mode	Channel	Frequency (MHz)	Peak to Average ratio (dB)	Limit (dB)	Verdict
GSM	512	1850.2	0.021	13	PASS
	661	1880.0	0.021		PASS
	810	1909.8	0.005		PASS
EDGE	512	1850.2	0.013		PASS
	661	1880.0	0.036		PASS
	810	1909.8	0.007		PASS

WCDMA Band IV					
Mode	Channel	Frequency (MHz)	Peak to Average ratio (dB)	Limit (dB)	Verdict
WCDMA	1312	1712.4	2.86	13	PASS
	1413	1732.6	2.91		PASS
	1513	1752.6	2.57		PASS

WCDMA Band II					
Mode	Channel	Frequency (MHz)	Peak to Average ratio (dB)	Limit (dB)	Verdict
WCDMA	9262	1852.4	2.89	13	PASS
	9400	1880.0	2.90		PASS
	9538	1907.6	2.67		PASS







### GSM1900(GSM), CH512, 1850.2MHz



### GSM1900(GSM), CH661, 1880.0MHz



### GSM1900(GSM), CH810, 1909.8MHz





### GSM1900(EDGE), CH512, 1850.2MHz



### GSM1900(EDGE), CH661, 1880.0MHz



### GSM1900(EDGE), CH810, 1909.8MHz



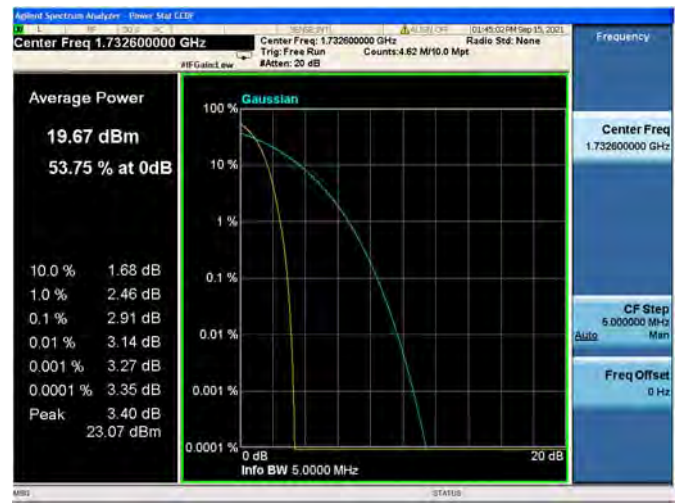




### WCDMA Band IV, CH1312, 1712.4MHz



### WCDMA Band IV, CH1413, 1732.6MHz



### WCDMA Band IV, CH1513, 1752.6MHz





### WCDMA Band II, CH9262, 1852.4MHz



### WCDMA Band II, CH9400, 1880.0MHz



### WCDMA Band II, CH9538, 1907.6MHz



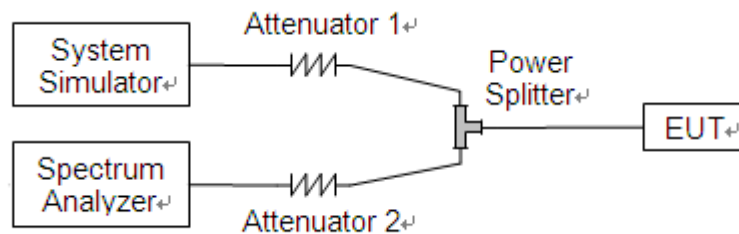
## 2.3. Occupied Bandwidth

### 2.3.1. Requirement

According to FCC section 2.1049, the occupied bandwidth is the frequency bandwidth such that, below its lower and above its upper frequency limits, the mean powers radiated are each equal to 0.5 percent of the total mean power radiated by a given emission. Occupied bandwidth is also known as the 99% emission bandwidth.

### 2.3.2. Test Description

Test Setup:



The EUT is coupled to the Spectrum Analyzer (SA) and the System Simulator (SS) with Attenuators through the Power Splitter; the RF load attached to the EUT antenna terminal is 50Ohm; the path loss as the factor is calibrated to correct the reading. The EUT is commanded by the SS to operate at the maximum output power i.e. Power Control Level (PCL) = 5 and Power Class = 4. A call is established between the EUT and the SS.





2.3.3. Test Result

GSM850				
Mode	Channel	Frequency (MHz)	99% Occupied Bandwidth (kHz)	26dB Bandwidth (kHz)
GSM	128	824.2	249.20	321.2
	189	836.4	244.94	321.3
	251	848.8	245.49	317.9
EDGE	128	824.2	241.85	318.6
	189	836.4	247.29	315.9
	251	848.8	244.99	318.2

GSM1900				
Mode	Channel	Frequency (MHz)	99% Occupied Bandwidth (kHz)	26dB Bandwidth (kHz)
GSM	512	1850.2	243.18	316.3
	661	1880.0	244.58	305.3
	810	1909.8	245.28	317.3
EDGE	512	1850.2	246.10	309.8
	661	1880.0	242.59	311.5
	810	1909.8	242.27	314.3

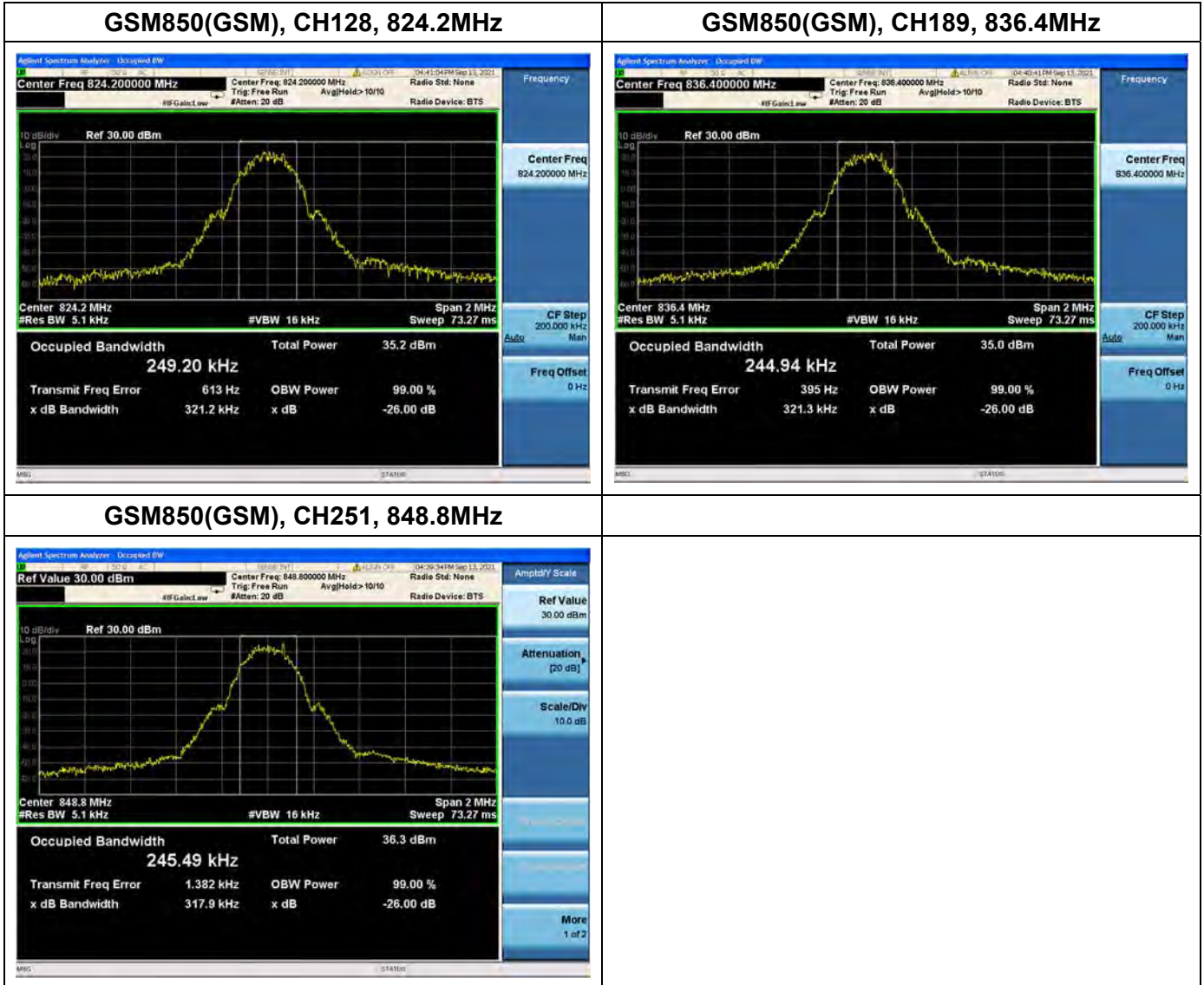
WCDMA Band V				
Mode	Channel	Frequency (MHz)	99% Occupied Bandwidth (MHz)	26dB Bandwidth (MHz)
WCDMA	4132	826.4	4.18	4.75
	4182	836.4	4.19	4.75
	4233	846.6	4.18	4.76

WCDMA Band IV				
Mode	Channel	Frequency (MHz)	99% Occupied Bandwidth (MHz)	26dB Bandwidth (MHz)
WCDMA	1312	1712.4	4.19	4.73
	1413	1732.6	4.17	4.72
	1513	1752.6	4.19	4.74





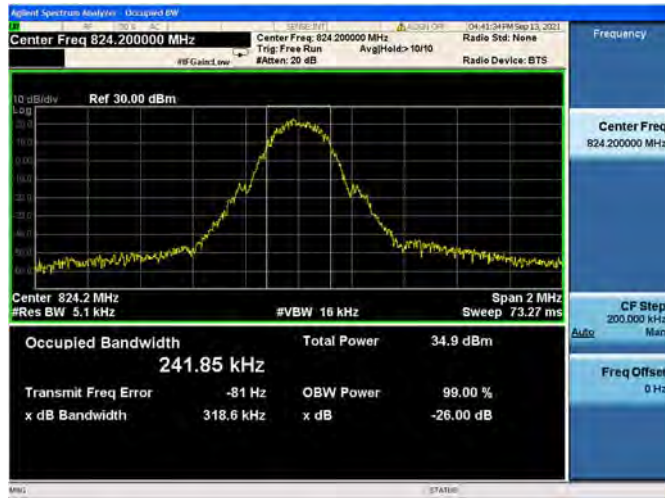
WCDMA Band II				
Mode	Channel	Frequency (MHz)	99% Occupied Bandwidth (MHz)	26dB Bandwidth (MHz)
WCDMA	9262	1852.4	4.19	4.71
	9400	1880.0	4.18	4.72
	9538	1907.6	4.18	4.75



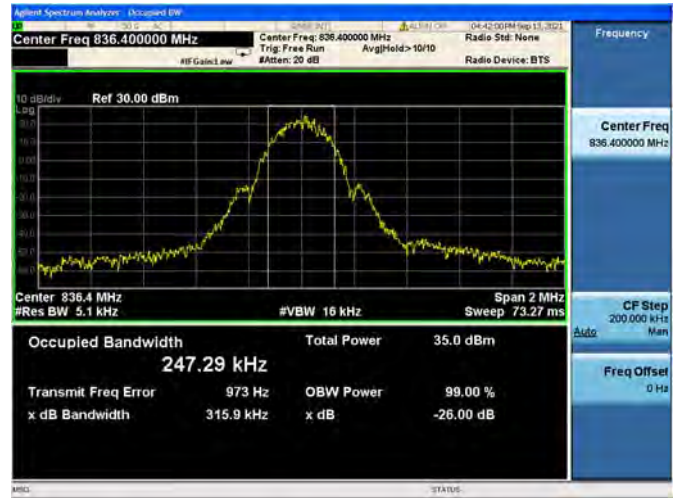




**GSM850(EDGE), CH128, 824.2MHz**



**GSM850(EDGE), CH189, 836.4MHz**



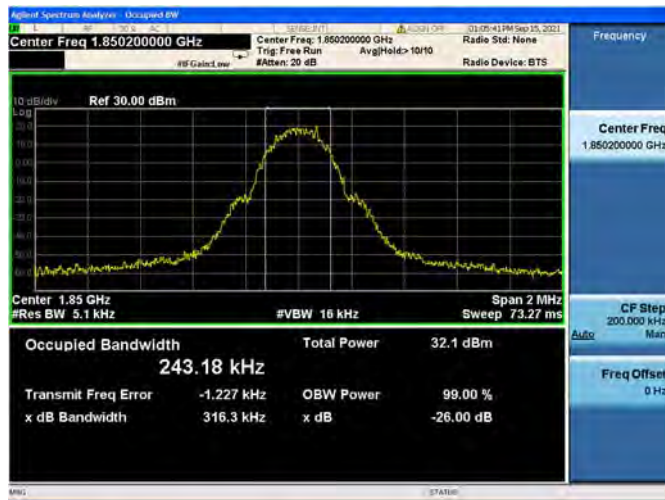
**GSM850(EDGE), CH251, 848.8MHz**



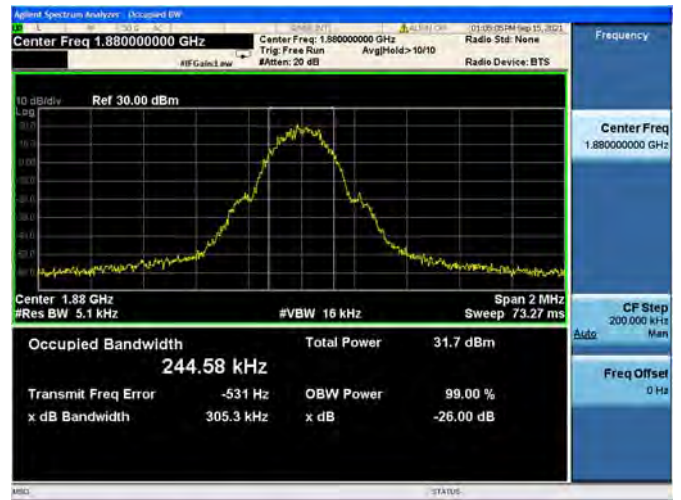




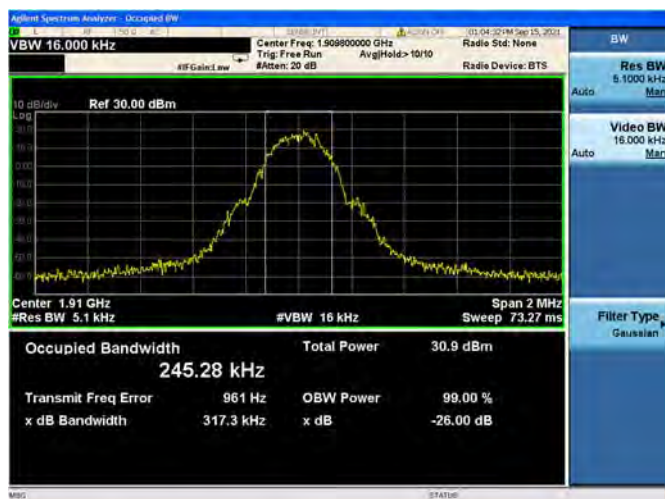
**GSM1900(GSM), CH512, 1850.2MHz**



**GSM1900(GSM), CH661, 1880.0MHz**

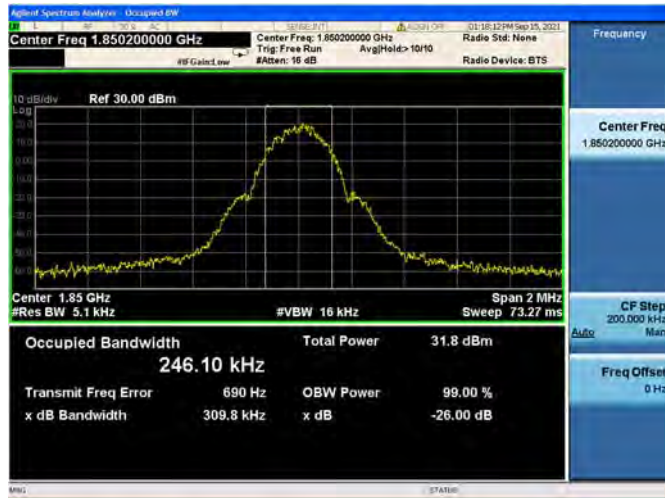


**GSM1900(GSM), CH810, 1909.8MHz**

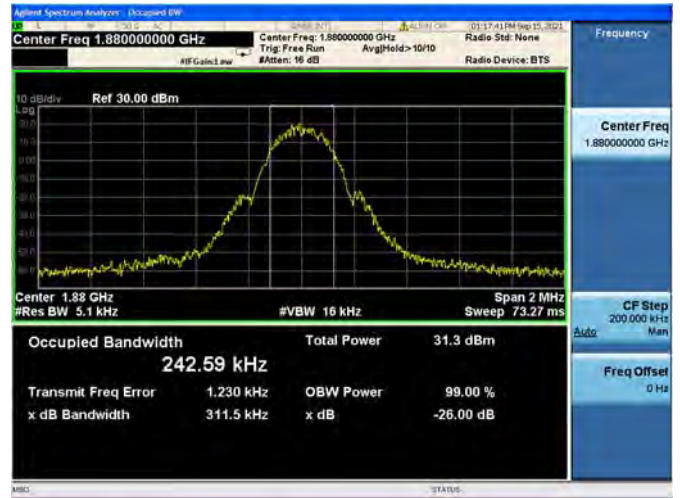




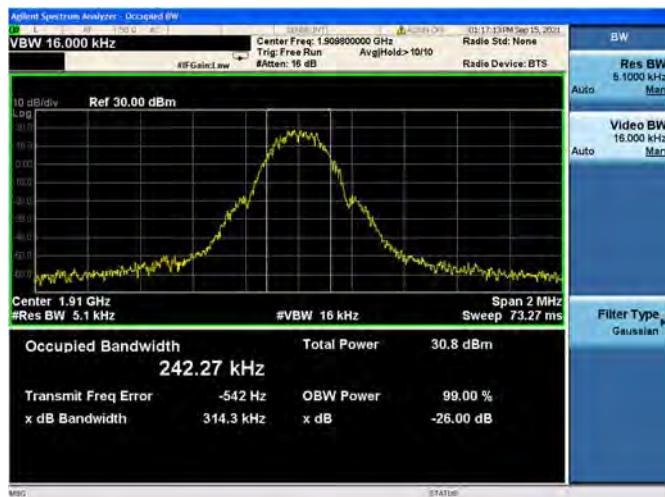
**GSM1900(EDGE), CH512, 1850.2MHZ**



**GSM1900(EDGE), CH661, 1880.0MHZ**



**GSM1900(EDGE), CH810, 1909.8MHZ**

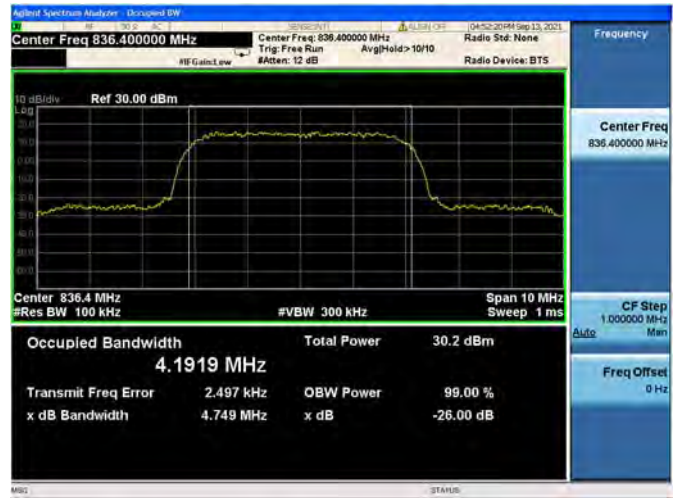




**WCDMA Band V, CH4132, 826.4MHz**



**WCDMA Band V, CH4182, 836.4MHz**



**WCDMA Band V, CH4233, 846.6MHz**







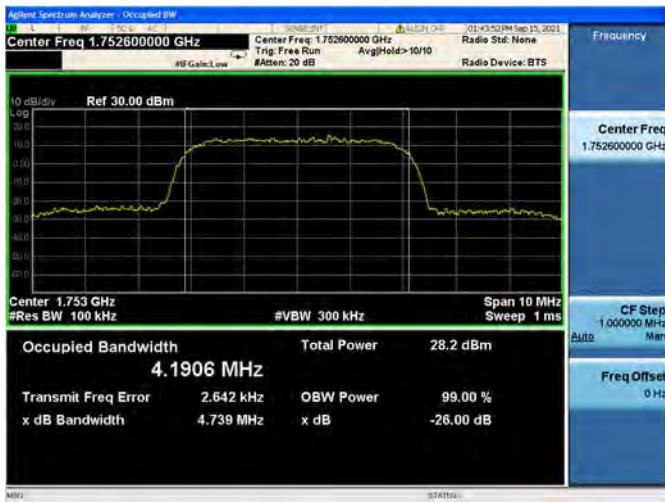
**WCDMA Band IV, CH1312, 1712.4MHz**



**WCDMA Band IV, CH1413, 1732.6MHz**

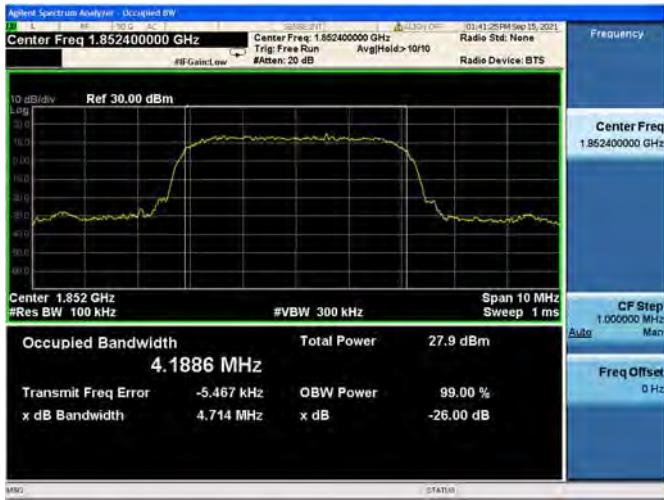


**WCDMA Band IV, CH1513, 1752.6MHz**





**WCDMA Band II, CH9262, 1852.4MHz**



**WCDMA Band II, CH9400, 1880.0MHz**



**WCDMA Band II, CH9538, 1907.6MHz**



## 2.4. Frequency Stability

### 2.4.1. Requirement

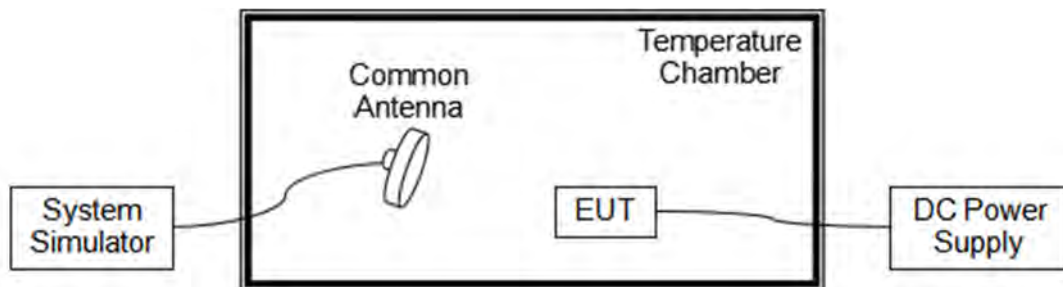
According to FCC section 22.355, 24.235 and 27.54 the frequency stability shall be sufficient to ensure that the fundamental emission stays within the authorized frequency block. According to FCC section 2.1055, the test conditions are:

- (a) The temperature is varied from  $-30^{\circ}\text{C}$  to  $+50^{\circ}\text{C}$  at intervals of not more than  $10^{\circ}\text{C}$ .
- (b) For hand carried battery powered equipment, the primary supply voltage is reduced to the battery operating end point which shall be specified by the manufacture. The supply voltage shall be measured at the input to the cable normally provided with the equipment, or at the power supply terminals if cables are not normally provided.

**Note:** The operating temperature of EUT is from  $-10^{\circ}\text{C}$  to  $45^{\circ}\text{C}$ , which are specified by the applicant.

### 2.4.2. Test Description

Test Setup:



The EUT, which is powered by the DC Power Supply directly, is located in the Temperature Chamber. The EUT is commanded by the System Simulator (SS) to operate at the maximum output power i.e. Power Control Level (PCL) = 5 and Power Class = 4. A call is established between the EUT and the SS via a Common Antenna.





**2.4.3. Test Result**

The nominal, highest and lowest extreme voltages are separately 3.85V, 4.43V and 3.50V, which are specified by the applicant; the normal temperature here used is 20°C.

<b>GSM850(GSM), CH189, 836.4MHz</b>					
<b>Limit =±2.5ppm</b>					
<b>Voltage (%)</b>	<b>Power (VDC)</b>	<b>Temp (°C)</b>	<b>Fre. Dev. (Hz)</b>	<b>Deviation (ppm)</b>	<b>Result</b>
100	3.85	+20(Ref)	-34	-0.041	PASS
100		0	29	0.035	
100		+10	26	0.031	
100		+20	23	0.027	
100		+30	15	0.018	
100		+40	-21	-0.025	
115	4.43	+20	17	0.020	
85	3.50	+20	-50	-0.060	

<b>GSM850(EDGE), CH189, 836.4MHz</b>					
<b>Limit =±2.5ppm</b>					
<b>Voltage (%)</b>	<b>Power (VDC)</b>	<b>Temp (°C)</b>	<b>Fre. Dev. (Hz)</b>	<b>Deviation (ppm)</b>	<b>Result</b>
100	3.85	+20(Ref)	57	0.068	PASS
100		0	41	0.049	
100		+10	-24	-0.029	
100		+20	13	0.016	
100		+30	20	0.024	
100		+40	54	0.065	
115	4.43	+20	33	0.039	
85	3.50	+20	-47	-0.056	





<b>GSM1900(GSM), CH661, 1880.0MHz</b>					
<b>Limit =Within Authorized Band</b>					
<b>Voltage (%)</b>	<b>Power (VDC)</b>	<b>Temp (°C)</b>	<b>Fre. Dev. (Hz)</b>	<b>Deviation (ppm)</b>	<b>Result</b>
100	3.85	+20(Ref)	54	0.029	PASS
100		0	23	0.012	
100		+10	17	0.009	
100		+20	28	0.015	
100		+30	-22	-0.012	
100		+40	-33	-0.018	
115	4.43	+20	19	0.010	
85	3.50	+20	44	0.023	

<b>GSM1900(EDGE), CH661, 1880.0MHz</b>					
<b>Limit =Within Authorized Band</b>					
<b>Voltage (%)</b>	<b>Power (VDC)</b>	<b>Temp (°C)</b>	<b>Fre. Dev. (Hz)</b>	<b>Deviation (ppm)</b>	<b>Result</b>
100	3.85	+20(Ref)	-14	-0.007	PASS
100		0	47	0.025	
100		+10	-29	-0.015	
100		+20	-14	-0.007	
100		+30	18	0.010	
100		+40	-48	-0.026	
115	4.43	+20	25	0.013	
85	3.50	+20	28	0.015	







WCDMA Band V, CH4182, 836.4MHz					
Limit = $\pm$ 2.5ppm					
Voltage (%)	Power (VDC)	Temp ( $^{\circ}$ C)	Fre. Dev. (Hz)	Deviation (ppm)	Result
100	3.85	+20(Ref)	18	0.022	PASS
100		0	34	0.041	
100		+10	16	0.019	
100		+20	56	0.067	
100		+30	13	0.016	
100		+40	46	0.055	
115	4.43	+20	43	0.051	
85	3.50	+20	-59	-0.071	

WCDMA Band IV, CH1413, 1732.6MHz					
Limit =Within Authorized Band					
Voltage (%)	Power (VDC)	Temp ( $^{\circ}$ C)	Fre. Dev. (Hz)	Deviation (ppm)	Result
100	3.85	+20(Ref)	21	0.012	PASS
100		0	22	0.013	
100		+10	55	0.032	
100		+20	-21	-0.012	
100		+30	49	0.028	
100		+40	37	0.021	
115	4.43	+20	-39	-0.023	
85	3.50	+20	-22	-0.013	





<b>WCDMA Band II, CH9400, 1880.0MHz</b>					
<b>Limit =Within Authorized Band</b>					
<b>Voltage (%)</b>	<b>Power (VDC)</b>	<b>Temp (°C)</b>	<b>Fre. Dev. (Hz)</b>	<b>Deviation (ppm)</b>	<b>Result</b>
100	3.85	+20(Ref)	20	0.011	PASS
100		0	-13	-0.007	
100		+10	25	0.013	
100		+20	32	0.017	
100		+30	19	0.010	
100		+40	-42	-0.022	
115	4.43	+20	49	0.026	
85	3.50	+20	-23	-0.012	



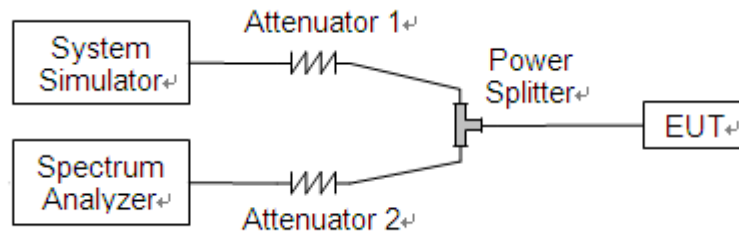
## 2.5. Conducted Out of Band Emissions

### 2.5.1. Requirement

According to FCC section 22.917(a), 24.238(a) and 27.53(h) the power of any emission outside of the authorized operating frequency ranges must be attenuated below the transmitting power (P) by a factor of at least  $43+10*\log(P)$ dB. This calculated to be -13dBm. The measurement frequency range is from 30MHz to the 10<sup>th</sup> harmonic of the fundamental frequency.

### 2.5.2. Test Description

Test Setup:

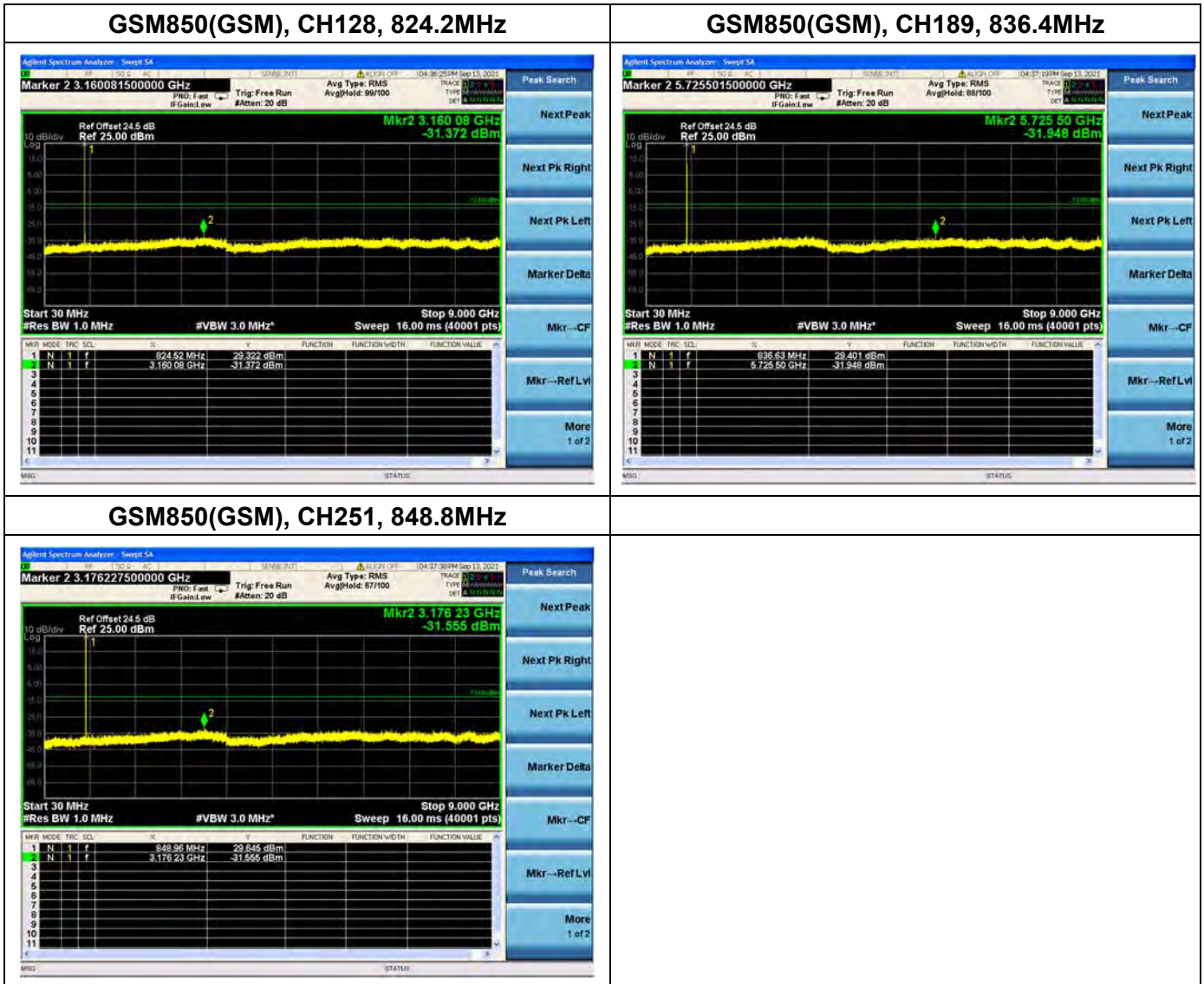


The EUT is coupled to the Spectrum Analyzer (SA) and the System Simulator (SS) with Attenuators through the Power Splitter; the RF load attached to the EUT antenna terminal is 50Ohm; the path loss as the factor is calibrated to correct the reading. The EUT is commanded by the SS to operate at the maximum output power i.e. Power Control Level (PCL) = 5 and Power Class = 4. A call is established between the EUT and the SS.



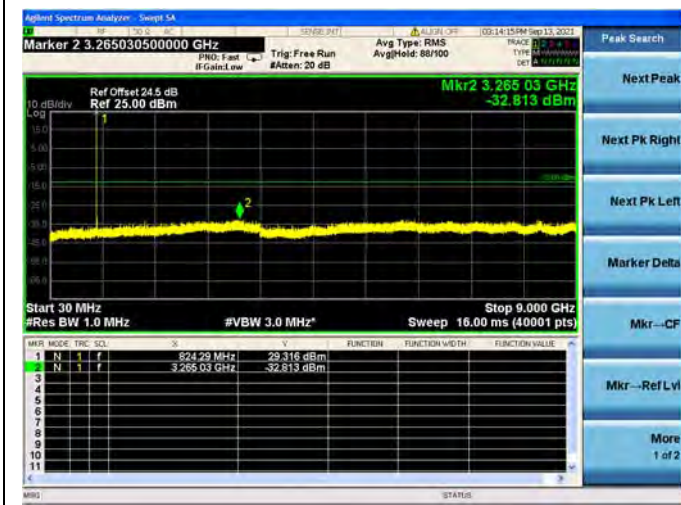


2.5.3. Test Result

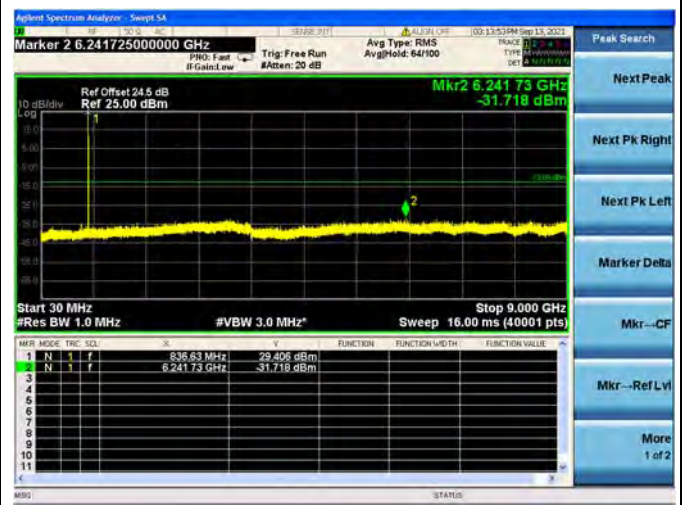




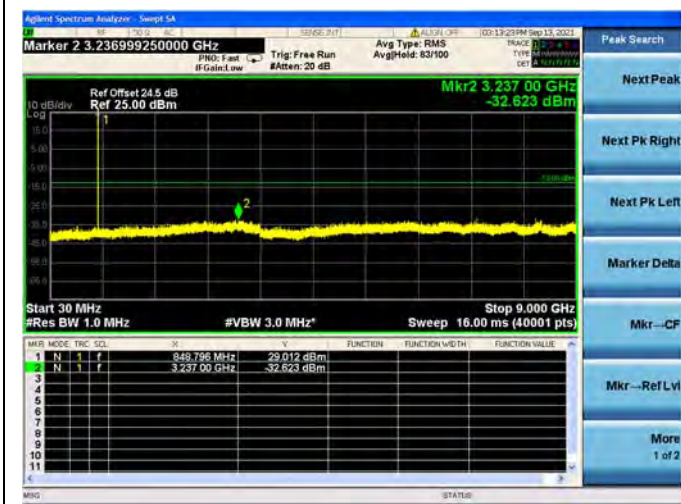
**GSM850(EDGE), CH128, 824.2MHz**



**GSM850(EDGE), CH189, 836.4MHz**



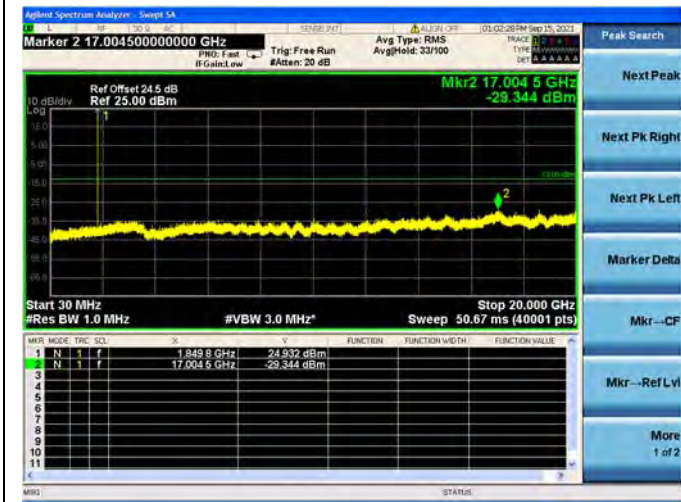
**GSM850(EDGE), CH251, 848.8MHz**



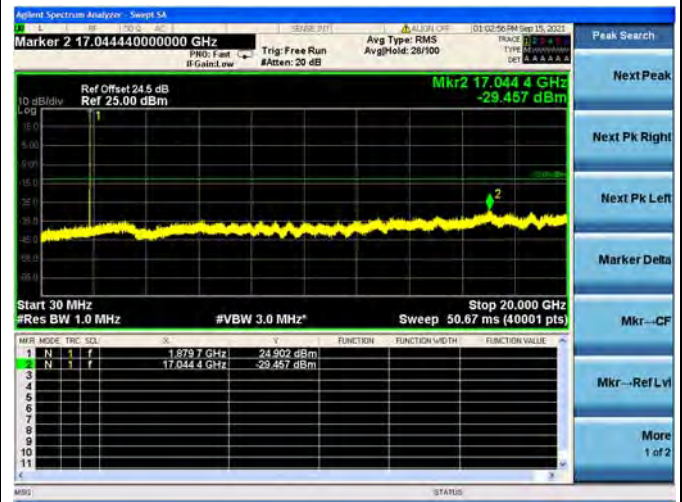




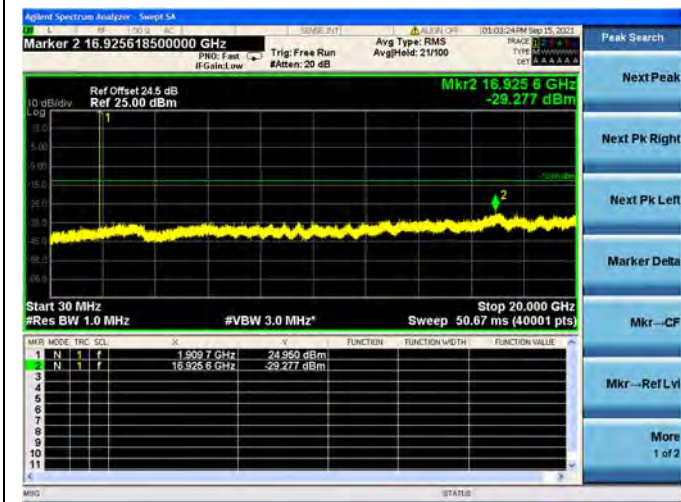
**GSM1900(GSM), CH512, 1850.2MHz**



**GSM1900(GSM), CH661, 1880.0MHz**

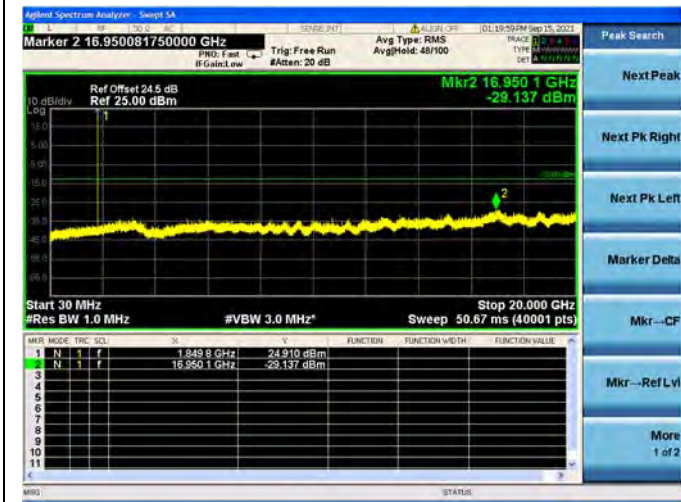


**GSM1900(GSM), CH810, 1909.8MHz**





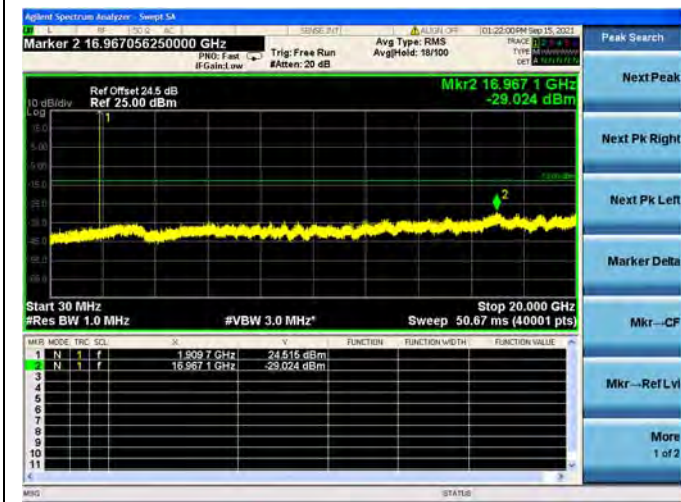
**GSM1900(EDGE), CH512, 1850.2MHz**



**GSM1900(EDGE), CH661, 1880.0MHz**

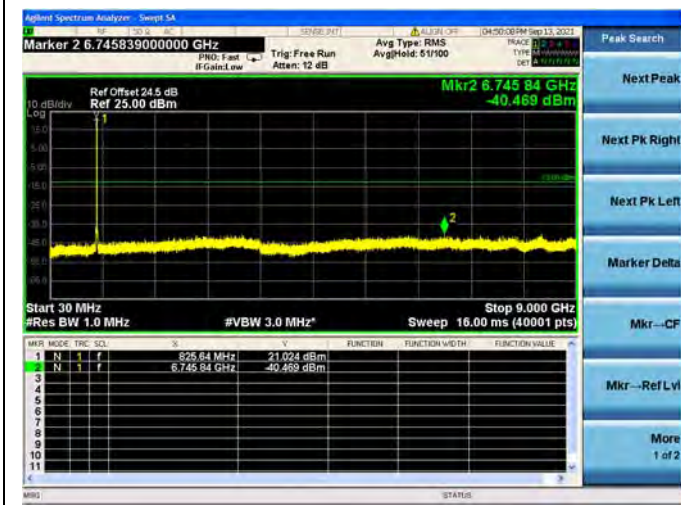


**GSM1900(EDGE), CH810, 1909.8MHz**

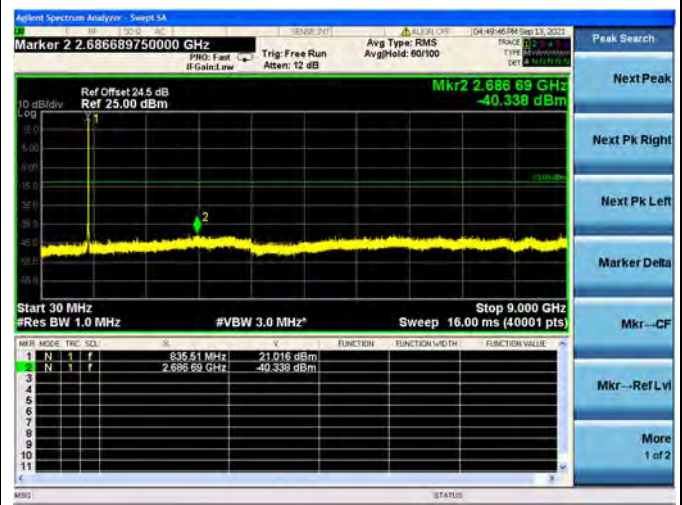




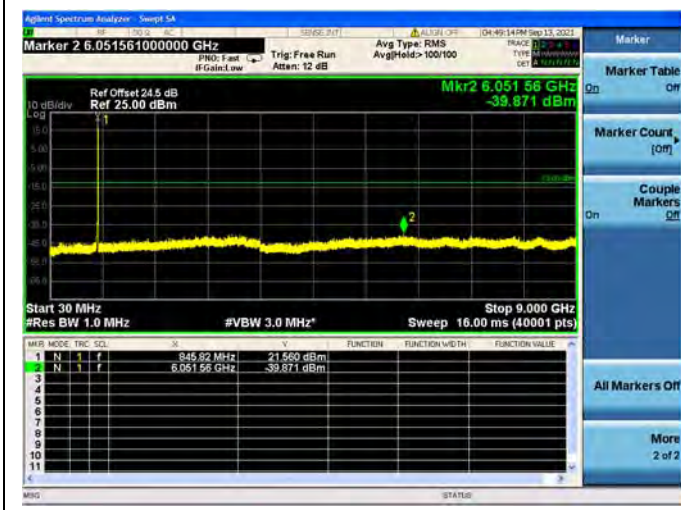
**WCDMA Band V, CH4132, 826.4MHz**



**WCDMA Band V, CH4182, 836.4MHz**



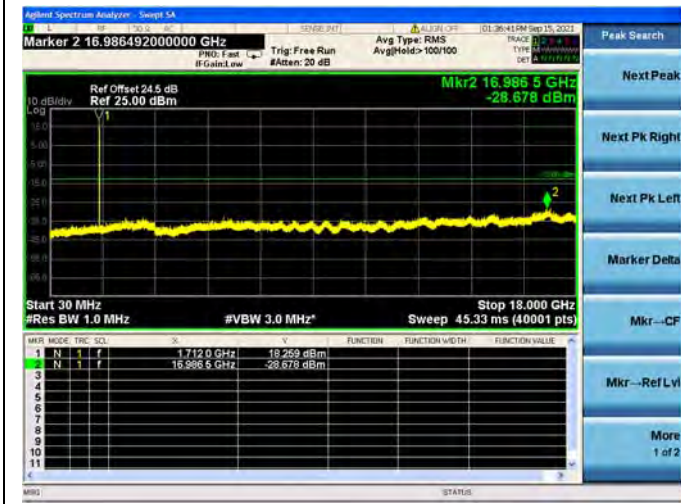
**WCDMA Band V, CH4233, 846.6MHz**



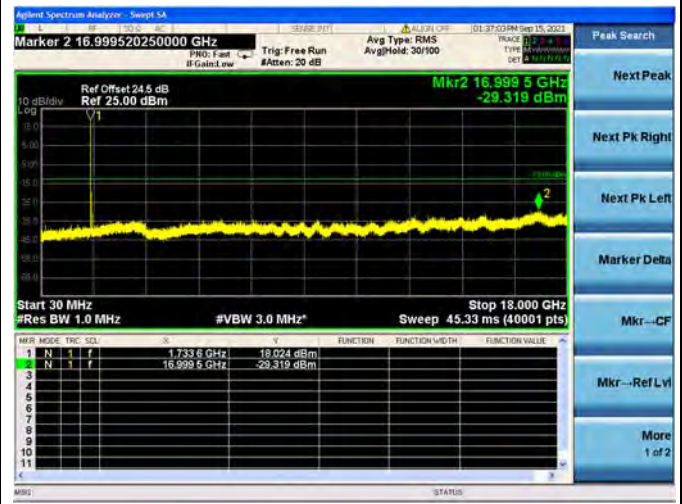




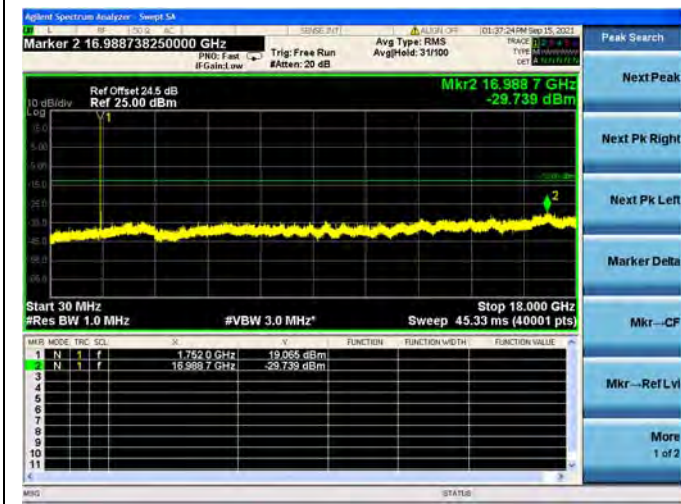
**WCDMA Band IV, CH1312, 1712.4MHz**



**WCDMA Band IV, CH1413, 1732.6MHz**

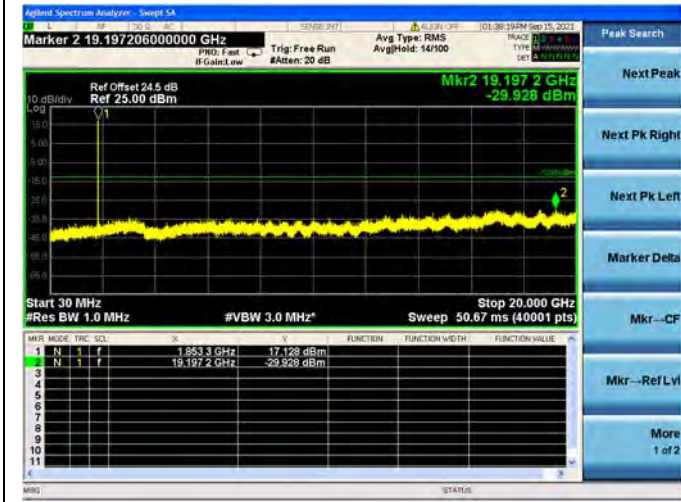


**WCDMA Band IV, CH1513, 1752.6MHz**

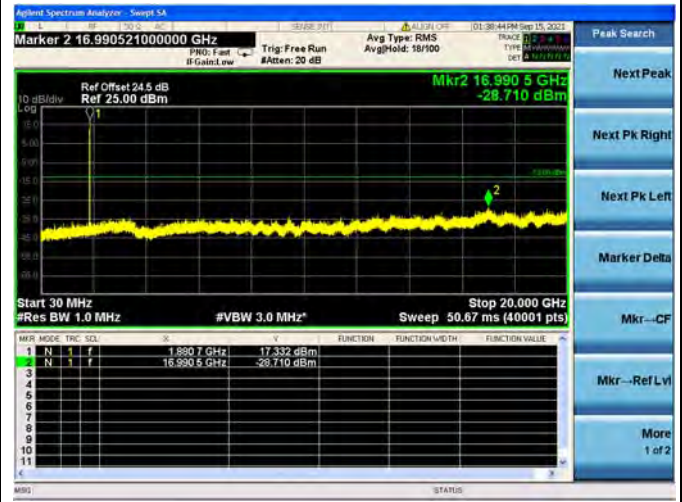




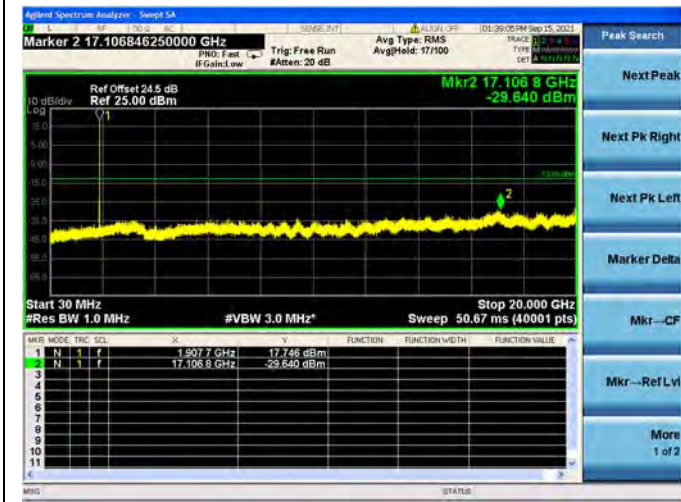
**WCDMA Band II, CH9262, 1852.4MHz**



**WCDMA Band II, CH9400, 1880.0MHz**



**WCDMA Band II, CH9538, 1907.6MHz**



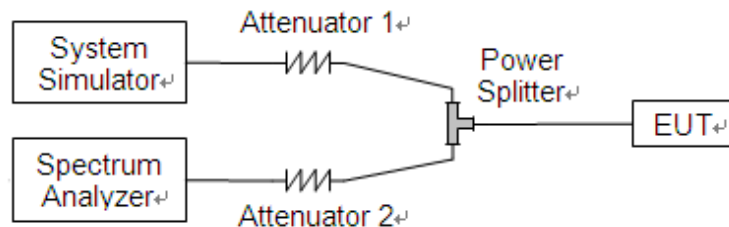
## 2.6. Band Edge

### 2.6.1. Requirement

According to FCC section 22.917(b), 24.238(b) and 27.53(h) in the 1MHz bands immediately outside and adjacent to the frequency block a resolution bandwidth of at least one percent of the emission bandwidth (26dB emission bandwidth) of the fundamental emission of the transmitter may be employed.

### 2.6.2. Test Description

Test Setup:



The EUT is coupled to the Spectrum Analyzer (SA) and the System Simulator (SS) with Attenuators through the Power Splitter; the RF load attached to the EUT antenna terminal is 50Ohm; the path loss as the factor is calibrated to correct the reading. The EUT is commanded by the SS to operate at the maximum output power i.e. Power Control Level (PCL) = 5 and Power Class = 4. A call is established between the EUT and the SS.

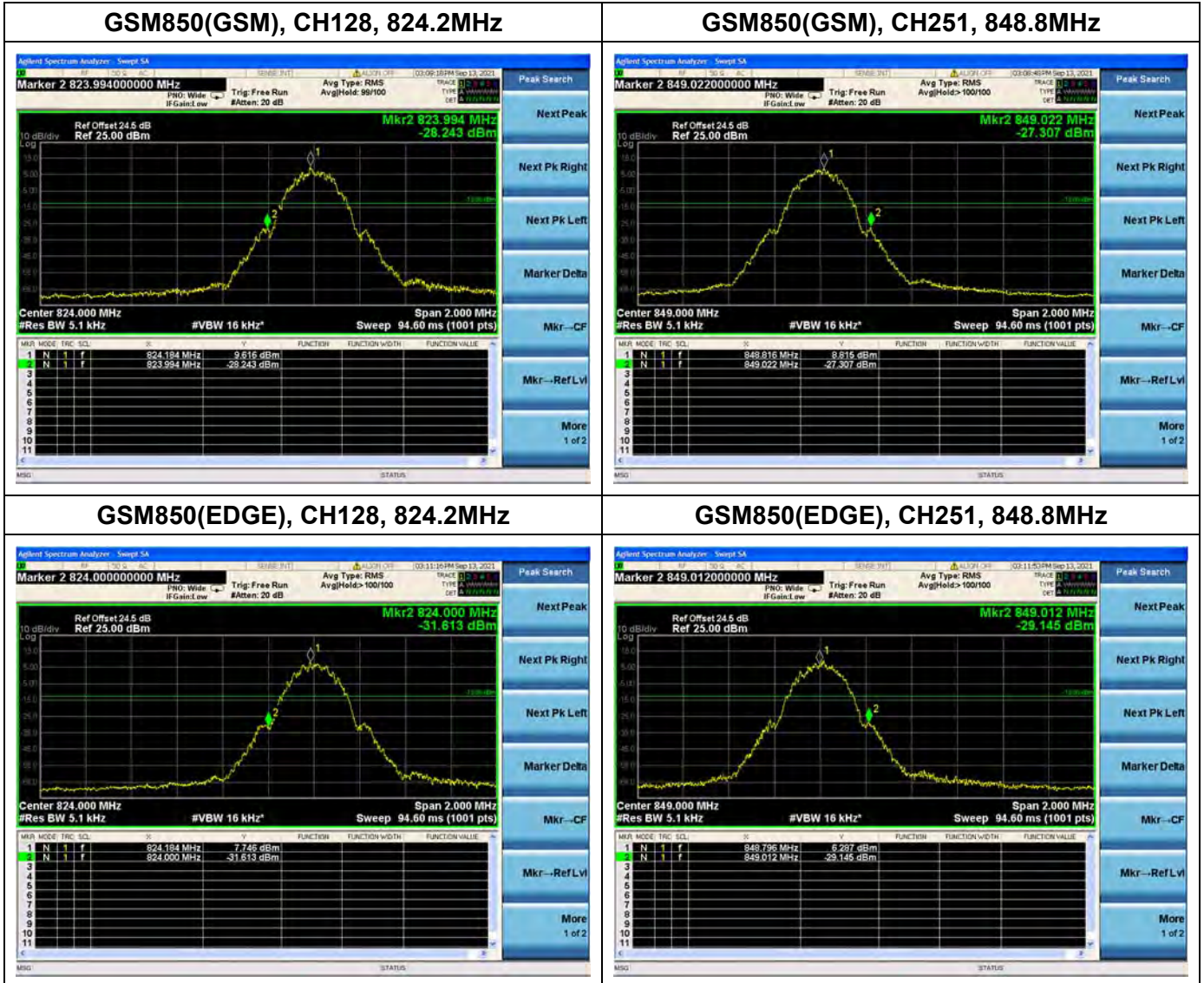






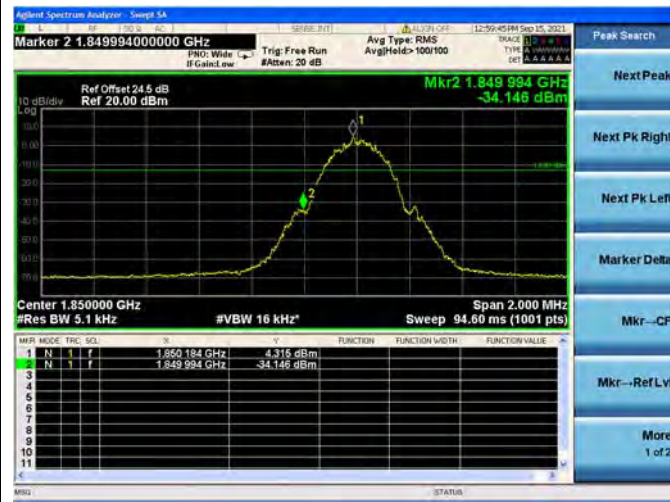
2.6.3. Test Result

The lowest and highest channels are tested to verify the band edge emissions.

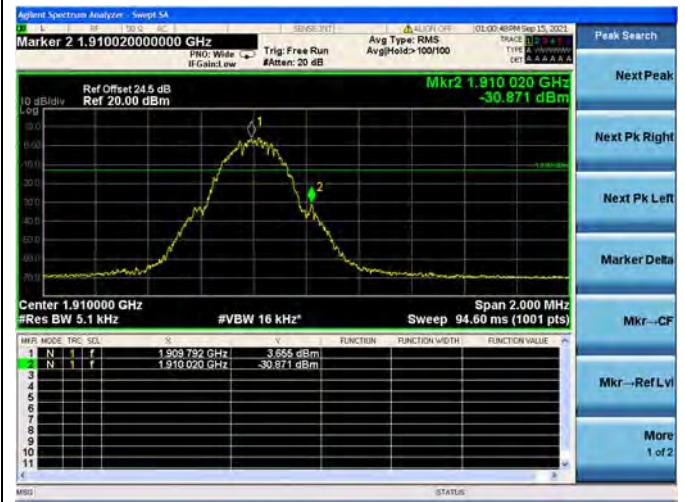




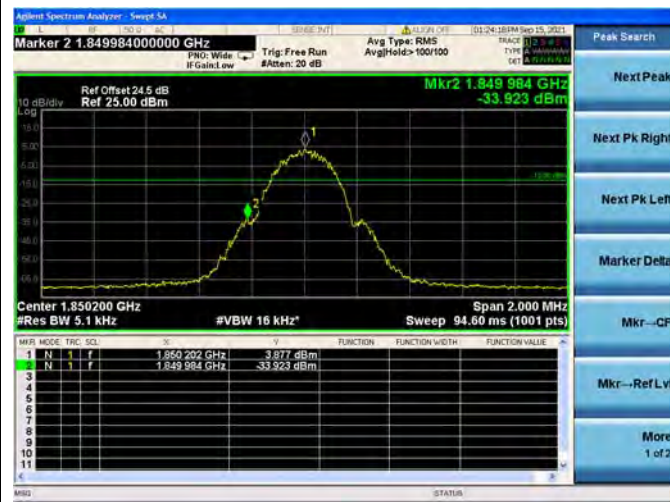
**GSM1900(GSM), CH512, 1850.2MHz**



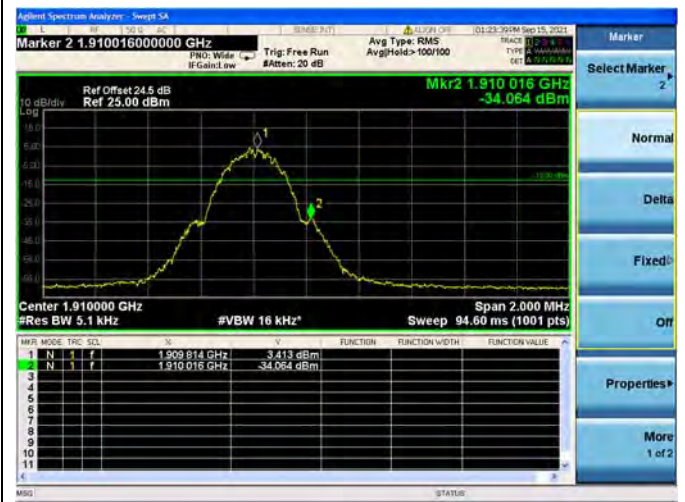
**GSM1900(GSM), CH810, 1909.8MHz**



**GSM1900(EDGE), CH512, 1850.2MHz**



**GSM1900(EDGE), CH810, 1909.8MHz**



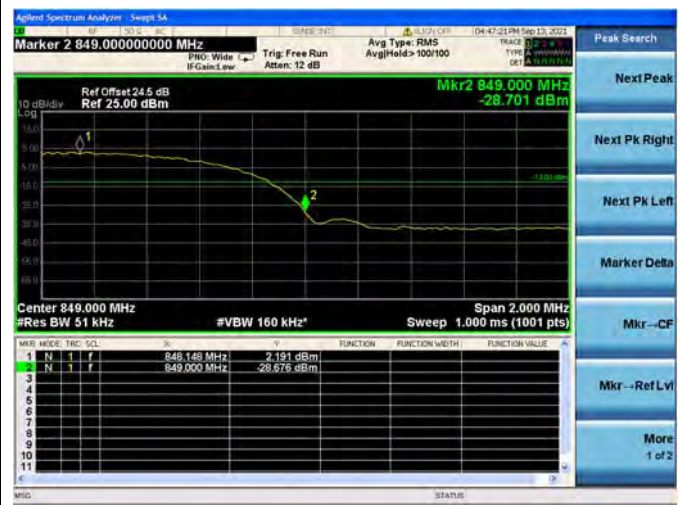




### WCDMA Band V, CH4132, 826.4MHz



### WCDMA Band V, CH4233, 846.6MHz



### WCDMA Band IV, CH1312, 1712.4MHz



### WCDMA Band IV, CH1513, 1752.6MHz



### WCDMA Band II, CH9262, 1852.4MHz



### WCDMA Band II, CH9538, 1907.6MHz



## 2.7. Determining E.R.P. and/or E.I.R.P. from conducted RF output power measurements

### 2.7.1. Requirement

According to FCC section 22.913, the Effective Radiated Power (E.R.P.) of mobile transmitters and auxiliary test transmitters must not exceed 7 Watts.

According to FCC section 24.232, the broadband PCS mobile station is limited to 2 Watts e.i.r.p. peak power.

According to FCC section 27.50, mobile, and portable (hand-held) stations is limited to 1 Watts e.i.r.p. peak power.

### 2.7.2. Test Description

The test setups refer to section 2.1.3

A call is established between the EUT and the SS via a Common Antenna. The EUT is commanded by the SS to operate at the maximum and minimum output power (i.e. GSM850MHz band Power Control Level (PCL) = 5/19 and Power Class = 4, GSM1900MHz band Power Control Level (PCL) = 0/15 and Power Class = 1), and only the test result of the maximum output power was recorded. Please refer to section 2.1.3 of this report.

The relevant equation for determining the maximum E.R.P. or E.I.R.P. from the measured RF output power is given in Equation (1) as follows:

$$\text{E.R.P. or E.I.R.P.} = P_{\text{Meas}} + G_{\text{T}}$$

Where:

E.R.P. or E.I.R.P. effective radiated power or equivalent isotropically radiated power, respectively (expressed in the same units as  $P_{\text{Meas}}$ , e.g., dBm or dBW)

$P_{\text{Meas}}$  measured transmitter output power or PSD, in dBm or dBW

$G_{\text{T}}$  gain of the transmitting antenna, in dBd (E.R.P.) or dBi (E.I.R.P.)

For devices utilizing multiple antennas, see ANSI C63.25-2015 6.4 for guidance with respect to determining the effective array transmit antenna gain term to be used in the above equation.

The following equations demonstrate the mathematical relationship between E.R.P. and E.I.R.P.:

a) E.R.P. = E.I.R.P. - 2.15, where E.R.P. and E.I.R.P. are expressed in consistent units.

b) E.I.R.P. = E.R.P. + 2.15, where E.R.P. and E.I.R.P. are expressed in consistent units.





2.7.3. Test Result

GSM850, Top Antenna								
Band	Channel	Frequency (MHz)	PCL	Measured E.R.P.		Limit		Verdict
				dBm	W	dBm	W	
GSM	128	824.20	5	27.54	0.568	38.5	7	PASS
	189	836.40	5	27.66	0.583			PASS
	251	848.80	5	27.74	0.594			PASS
GPRS	128	824.20	5	27.50	0.562	38.5	7	PASS
	189	836.40	5	27.56	0.570			PASS
	251	848.80	5	27.68	0.586			PASS
EDGE	128	824.20	5	22.14	0.164	38.5	7	PASS
	189	836.40	5	22.08	0.161			PASS
	251	848.80	5	22.49	0.177			PASS

**Note 1:** For the GPRS and EDGE mode, all the slots were tested and just the worst data were recorded in this report.

GSM850, Bottom Antenna								
Band	Channel	Frequency (MHz)	PCL	Measured E.R.P.		Limit		Verdict
				dBm	W	dBm	W	
GSM	128	824.20	5	28.84	0.766	38.5	7	PASS
	189	836.40	5	28.85	0.767			PASS
	251	848.80	5	28.87	0.771			PASS
GPRS	128	824.20	5	28.79	0.757	38.5	7	PASS
	189	836.40	5	28.83	0.764			PASS
	251	848.80	5	28.83	0.764			PASS
EDGE	128	824.20	5	23.28	0.213	38.5	7	PASS
	189	836.40	5	23.30	0.214			PASS
	251	848.80	5	23.35	0.216			PASS

**Note 1:** For the GPRS and EDGE mode, all the slots were tested and just the worst data were recorded in this report.







GSM1900, Top Antenna								
Band	Channel	Frequency (MHz)	PCL	Measured E.I.R.P.		Limit		Verdict
				dBm	W	dBm	W	
GSM	512	1850.2	0	29.60	0.912	33	2	PASS
	661	1880.0	0	29.91	0.979			PASS
	810	1909.8	0	29.90	0.977			PASS
GPRS	512	1850.2	0	29.53	0.897	33	2	PASS
	661	1880.0	0	29.87	0.971			PASS
	810	1909.8	0	29.87	0.971			PASS
EDGE	512	1850.2	0	25.90	0.389	33	2	PASS
	661	1880.0	0	25.92	0.391			PASS
	810	1909.8	0	26.21	0.418			PASS

**Note 1:** For the GPRS and EDGE mode, all the slots were tested and just the worst data were recorded in this report.

GSM1900, Bottom Antenna								
Band	Channel	Frequency (MHz)	PCL	Measured E.I.R.P.		Limit		Verdict
				dBm	W	dBm	W	
GSM	512	1850.2	0	26.67	0.465	33	2	PASS
	661	1880.0	0	26.75	0.473			PASS
	810	1909.8	0	26.82	0.481			PASS
GPRS	512	1850.2	0	26.63	0.460	33	2	PASS
	661	1880.0	0	26.71	0.469			PASS
	810	1909.8	0	26.77	0.475			PASS
EDGE	512	1850.2	0	22.24	0.167	33	2	PASS
	661	1880.0	0	22.32	0.171			PASS
	810	1909.8	0	22.53	0.179			PASS

**Note 1:** For the GPRS and EDGE mode, all the slots were tested and just the worst data were recorded in this report.





WCDMA Band V, Top Antenna							
Band	Channel	Frequency (MHz)	Measured E.R.P.		Limit		Verdict
			dBm	W	dBm	W	
WCDMA	4132	826.4	20.09	0.102	38.5	7	PASS
	4182	836.4	20.05	0.101			PASS
	4233	846.6	20.07	0.102			PASS
HSDPA	4132	826.4	18.63	0.073	38.5	7	PASS
	4182	836.4	18.68	0.074			PASS
	4233	846.6	18.67	0.074			PASS
HSUPA	4132	826.4	18.69	0.074	38.5	7	PASS
	4182	836.4	18.83	0.076			PASS
	4233	846.6	18.79	0.076			PASS
HSPA+	4132	826.4	17.68	0.059	38.5	7	PASS
	4182	836.4	17.70	0.059			PASS
	4233	846.6	17.61	0.058			PASS

**Note 1:** For the HSDPA and HSUPA mode, all the subtests were tested and just the worst data were recorded in this report.

WCDMA Band V, Bottom Antenna							
Band	Channel	Frequency (MHz)	Measured E.R.P.		Limit		Verdict
			dBm	W	dBm	W	
WCDMA	4132	826.4	20.92	0.124	38.5	7	PASS
	4182	836.4	20.85	0.122			PASS
	4233	846.6	20.88	0.122			PASS
HSDPA	4132	826.4	17.71	0.059	38.5	7	PASS
	4182	836.4	17.82	0.061			PASS
	4233	846.6	17.94	0.062			PASS
HSUPA	4132	826.4	20.11	0.103	38.5	7	PASS
	4182	836.4	20.19	0.104			PASS
	4233	846.6	20.17	0.104			PASS
HSPA+	4132	826.4	17.63	0.058	38.5	7	PASS
	4182	836.4	17.75	0.060			PASS
	4233	846.6	17.69	0.059			PASS

**Note 1:** For the HSDPA and HSUPA mode, all the subtests were tested and just the worst data were recorded in this report.





WCDMA Band IV, Top Antenna							
Band	Channel	Frequency (MHz)	Measured E.I.R.P.		Limit		Verdict
			dBm	W	dBm	W	
WCDMA	1312	1712.4	23.24	0.211	30	1	PASS
	1413	1732.6	23.14	0.206			PASS
	1513	1752.6	23.22	0.210			PASS
HSDPA	1312	1712.4	22.66	0.185	30	1	PASS
	1413	1732.6	22.60	0.182			PASS
	1513	1752.6	22.52	0.179			PASS
HSUPA	1312	1712.4	22.69	0.186	30	1	PASS
	1413	1732.6	22.60	0.182			PASS
	1513	1752.6	22.29	0.169			PASS
HSPA+	1312	1712.4	21.17	0.131	30	1	PASS
	1413	1732.6	21.00	0.126			PASS
	1513	1752.6	20.86	0.122			PASS

**Note 1:** For the HSDPA and HSUPA mode, all the subtests were tested and just the worst data were recorded in this report.

WCDMA Band IV, Bottom Antenna							
Band	Channel	Frequency (MHz)	Measured E.I.R.P.		Limit		Verdict
			dBm	W	dBm	W	
WCDMA	1312	1712.4	22.98	0.199	30	1	PASS
	1413	1732.6	22.93	0.196			PASS
	1513	1752.6	22.84	0.192			PASS
HSDPA	1312	1712.4	21.45	0.140	30	1	PASS
	1413	1732.6	21.47	0.140			PASS
	1513	1752.6	21.34	0.136			PASS
HSUPA	1312	1712.4	21.57	0.144	30	1	PASS
	1413	1732.6	21.50	0.141			PASS
	1513	1752.6	21.41	0.138			PASS
HSPA+	1312	1712.4	19.10	0.081	30	1	PASS
	1413	1732.6	18.90	0.078			PASS
	1513	1752.6	18.85	0.077			PASS

**Note 1:** For the HSDPA and HSUPA mode, all the subtests were tested and just the worst data were recorded in this report.





WCDMA Band II, Top Antenna							
Band	Channel	Frequency (MHz)	Measured E.I.R.P.		Limit		Verdict
			dBm	W	dBm	W	
WCDMA	9262	1852.4	23.32	0.215	33	2	PASS
	9400	1880.0	23.27	0.212			PASS
	9538	1907.6	23.30	0.214			PASS
HSDPA	9262	1852.4	22.52	0.179	33	2	PASS
	9400	1880.0	22.60	0.182			PASS
	9538	1907.6	22.55	0.180			PASS
HSUPA	9262	1852.4	22.53	0.179	33	2	PASS
	9400	1880.0	22.68	0.185			PASS
	9538	1907.6	22.59	0.182			PASS
HSPA+	9262	1852.4	20.67	0.117	33	2	PASS
	9400	1880.0	20.81	0.121			PASS
	9538	1907.6	20.73	0.118			PASS

**Note 1:** For the HSDPA and HSUPA mode, all the subtests were tested and just the worst data were recorded in this report.

WCDMA Band II, Bottom Antenna							
Band	Channel	Frequency (MHz)	Measured E.I.R.P.		Limit		Verdict
			dBm	W	dBm	W	
WCDMA	9262	1852.4	19.61	0.091	33	2	PASS
	9400	1880.0	19.58	0.091			PASS
	9538	1907.6	19.55	0.090			PASS
HSDPA	9262	1852.4	17.99	0.063	33	2	PASS
	9400	1880.0	17.80	0.060			PASS
	9538	1907.6	17.88	0.061			PASS
HSUPA	9262	1852.4	17.75	0.060	33	2	PASS
	9400	1880.0	17.89	0.062			PASS
	9538	1907.6	17.81	0.060			PASS
HSPA+	9262	1852.4	15.48	0.035	33	2	PASS
	9400	1880.0	15.47	0.035			PASS
	9538	1907.6	15.48	0.035			PASS

**Note 1:** For the HSDPA and HSUPA mode, all the subtests were tested and just the worst data were recorded in this report.

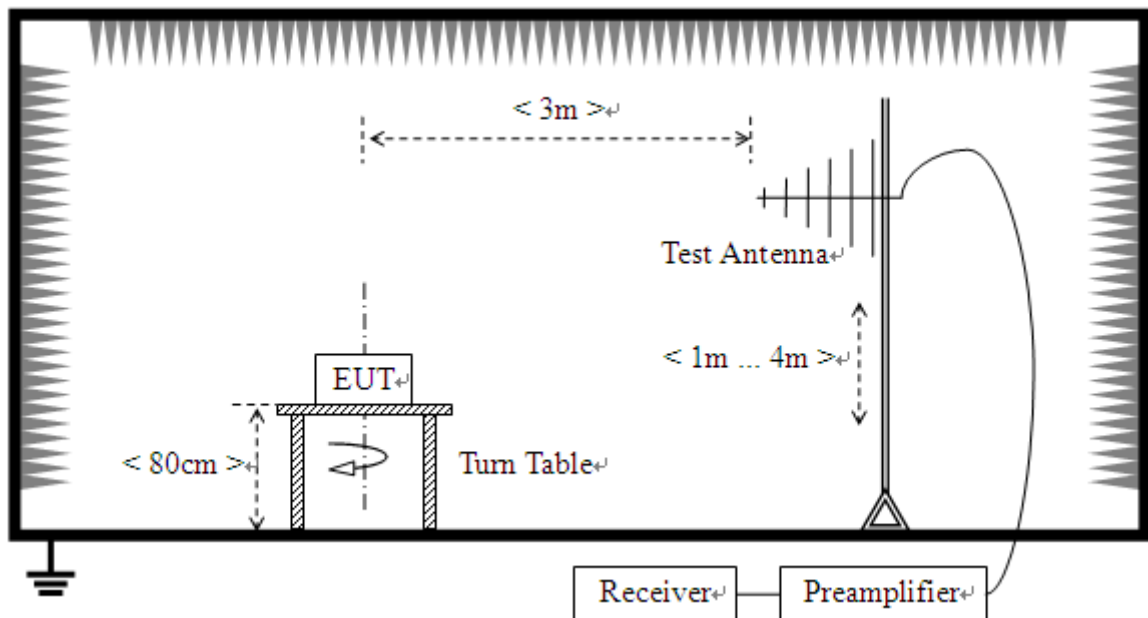


## 2.8. Radiated Out of Band Emissions

### 2.8.1. Requirement

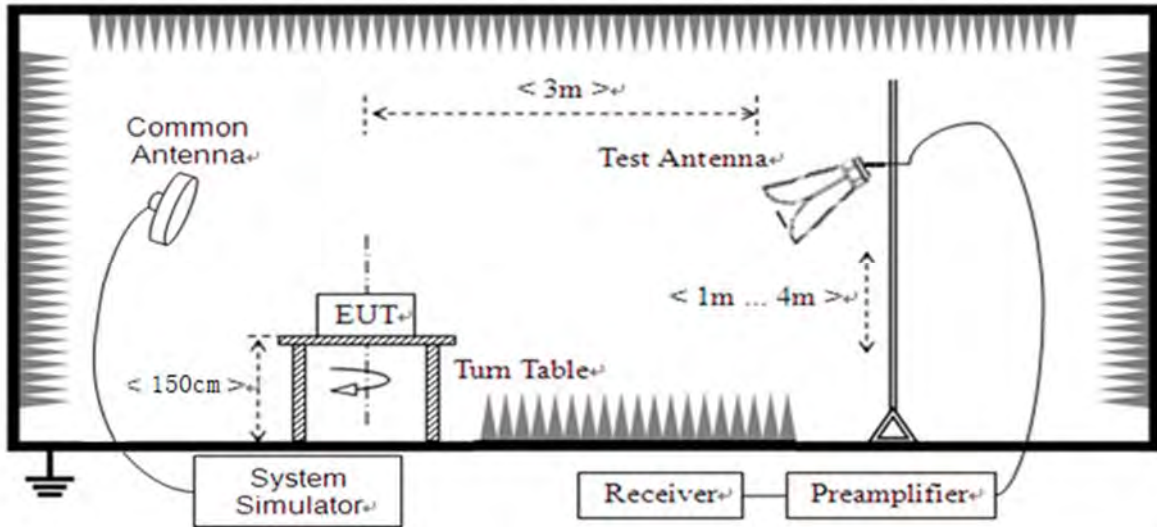
The power of any emission outside of the authorized operating frequency ranges must be attenuated below the transmitting power (P) by a factor of at least  $43+10*\log(P)$ dB. This calculated to be -13dBm. The measurement frequency range is from 30MHz to the 10th harmonic of the fundamental frequency.

### 2.8.2. Test Description



(For the test frequency from 30MHz to 1GHz)





(For the test frequency above 1GHz)

The EUT is located in a 3m Full-Anechoic Chamber, the cable loss, air loss and so on of the site as factors are pre-calibrated using the "Substitution" method, and calculated to correct the reading. A call is established between the EUT and the SS via a Common Antenna. The EUT is commanded by the SS to operate at the maximum and minimum output power, and only the test result of the maximum output power was recorded.

In the frequency range above 30MHz, Bi-Log Test Antenna (30MHz to 1GHz) and Horn Test Antenna (above 1GHz) are used. Test Antenna is 3m away from the EUT. Test Antenna height is varied from 1m to 4m above the ground and the Turn Table is actuated to turn from 0° to 360° to determine the maximum value of the radiated power. The emission levels at both horizontal and vertical polarizations should be tested. The Filters consists of Notch Filters and High Pass Filter.

**Note:** When doing measurements above 1GHz, the EUT has been within the 3dB cone width of the horn antenna during horizontal antenna.

### 2.8.3. Test procedure

KDB 971168 D01v03 Section 5.8 and ANSI/TIA-603-E-2016.

For measurements below 1 GHz the resolution bandwidth is set to 100 kHz for peak detection measurements.

For measurements above 1GHz the resolution bandwidth is set to 1MHz, the video band width is set to 3MHz for peak measurements.







#### 2.8.4. Test Result

The measurement frequency range is from 30MHz to the 10th harmonic of the fundamental frequency. The Turn Table is actuated to turn from 0° to 360°, and both horizontal and vertical polarizations of the Test Antenna are used to find the maximum radiated power. The lowest, middle and highest channels are tested to verify the out of band emissions.

The substitution corrections are obtained as described below:

$$A_{\text{SUBST}} = P_{\text{SUBST\_TX}} - P_{\text{SUBST\_RX}} - L_{\text{SUBST\_CABLES}} + G_{\text{SUBST\_TX\_ANT}}$$

$$A_{\text{TOT}} = L_{\text{CABLES}} + A_{\text{SUBST}}$$

Where  $A_{\text{SUBST}}$  is the final substitution correction including receive antenna gain.

$P_{\text{SUBST\_TX}}$  is signal generator level,

$P_{\text{SUBST\_RX}}$  is receiver level,

$L_{\text{SUBST\_CABLES}}$  is cable losses including TX cable,

$G_{\text{SUBST\_TX\_ANT}}$  is substitution antenna gain.

$A_{\text{TOT}}$  is total correction factor including cable loss and substitution correction

During the test, the data of  $A_{\text{TOT}}$  was added in the test spectrum analyze, so spectrum analyze reading is the final values which contain the data of  $A_{\text{TOT}}$ .

**Note1:** The power of the EUT transmitting frequency should be ignored.

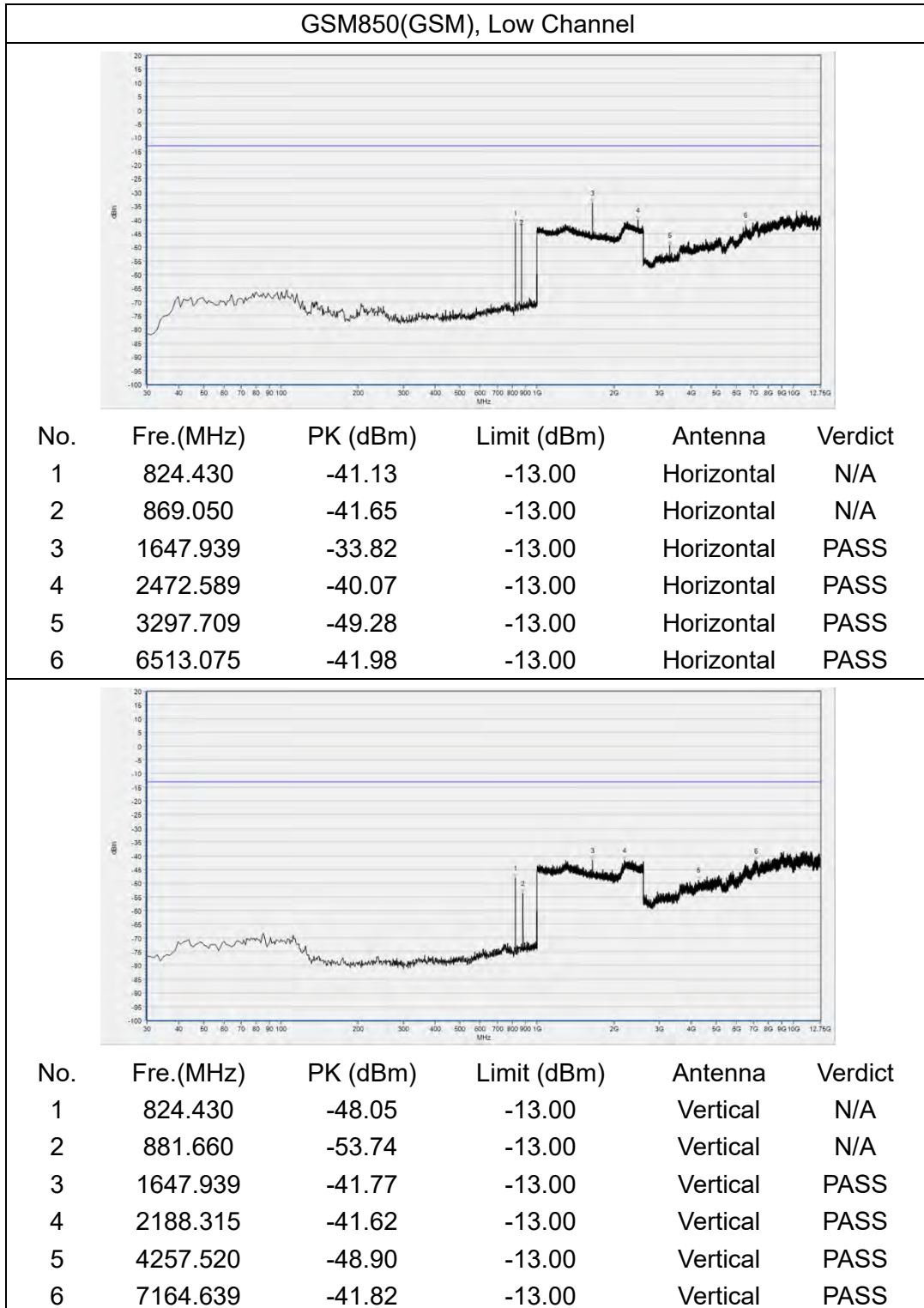
**Note2:** All test mode and condition mentioned were considered and evaluated respectively by performing full test, only the worst data were recorded and reported.

**Note3:** All spurious emission tests were performed in X, Y, Z axis direction. And only the worst axis test condition was recorded in this test report.

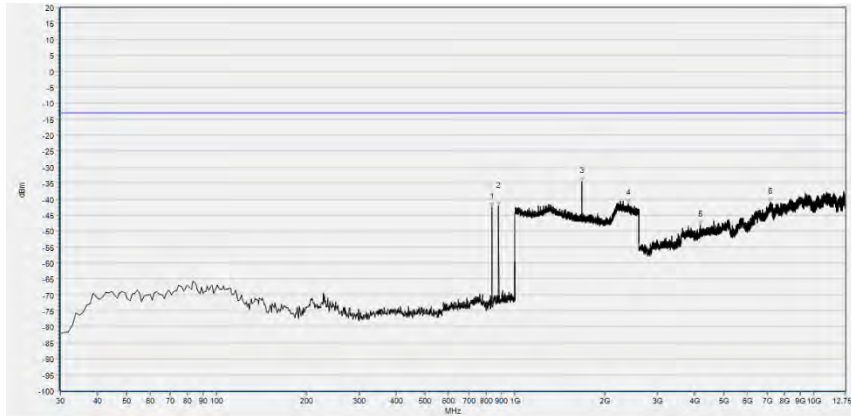
**Note 4:** N/A means the frequency is the basic frequency or the base station frequency, they are no need to verdict.



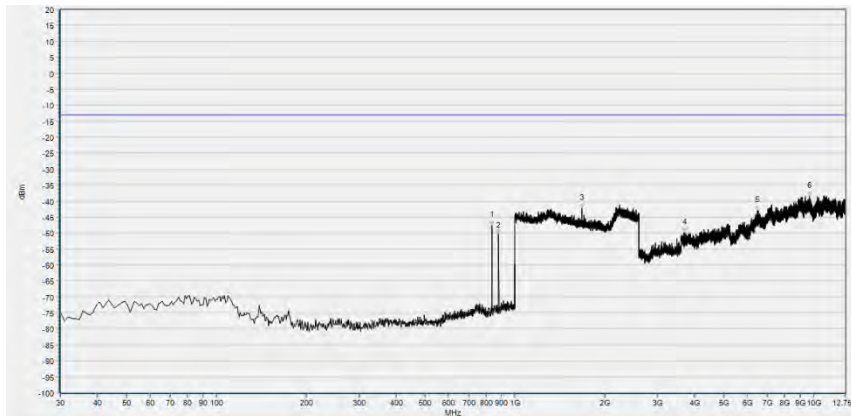
Top Antenna



GSM850(GSM), Mid Channel



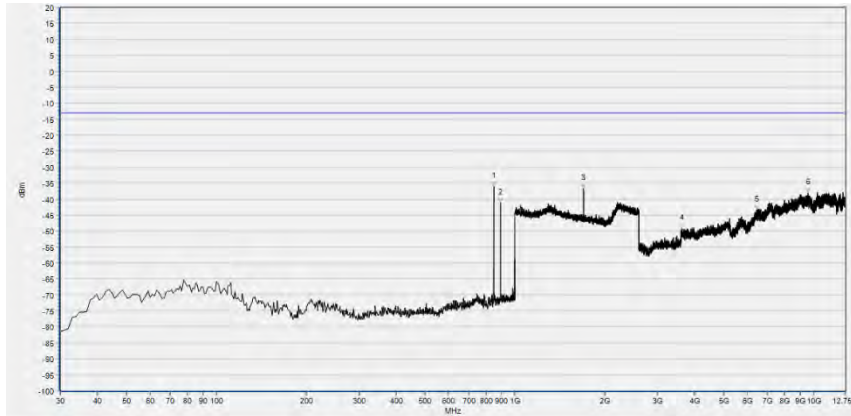
No.	Fre.(MHz)	PK (dBm)	Limit (dBm)	Antenna	Verdict
1	836.070	-42.49	-13.00	Horizontal	N/A
2	881.660	-42.23	-13.00	Horizontal	N/A
3	1672.269	-34.51	-13.00	Horizontal	PASS
4	2392.557	-41.40	-13.00	Horizontal	PASS
5	4179.996	-48.14	-13.00	Horizontal	PASS
6	7146.181	-40.90	-13.00	Horizontal	PASS



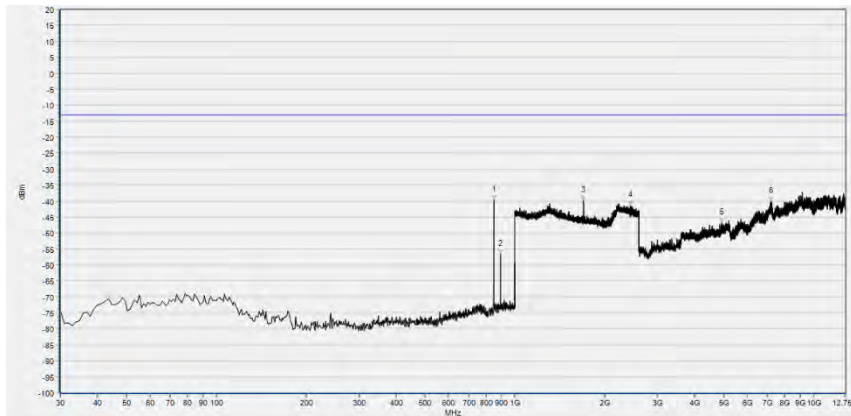
No.	Fre.(MHz)	PK (dBm)	Limit (dBm)	Antenna	Verdict
1	836.070	-47.69	-13.00	Vertical	N/A
2	881.660	-50.29	-13.00	Vertical	N/A
3	1672.909	-42.45	-13.00	Vertical	PASS
4	3696.399	-49.89	-13.00	Vertical	PASS
5	6476.159	-43.13	-13.00	Vertical	PASS
6	9687.834	-38.50	-13.00	Vertical	PASS



GSM850(GSM), High Channel



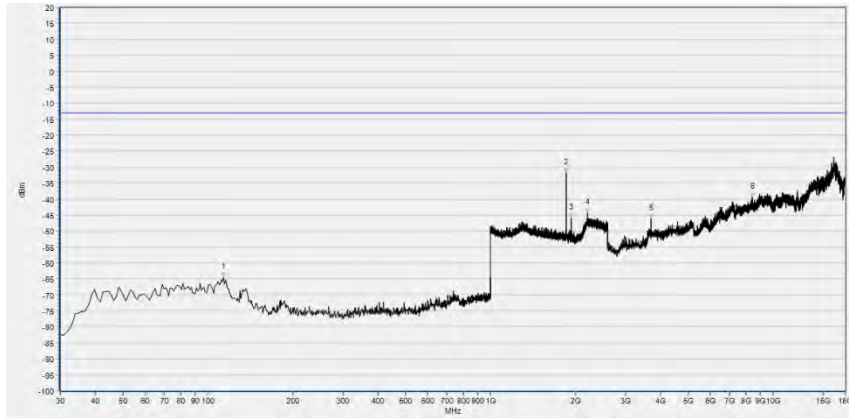
No.	Fre.(MHz)	PK (dBm)	Limit (dBm)	Antenna	Verdict
1	848.680	-36.18	-13.00	Horizontal	N/A
2	893.300	-41.17	-13.00	Horizontal	N/A
3	1697.239	-36.67	-13.00	Horizontal	PASS
4	3615.185	-49.37	-13.00	Horizontal	PASS
5	6433.706	-43.56	-13.00	Horizontal	PASS
6	9554.937	-38.07	-13.00	Horizontal	PASS



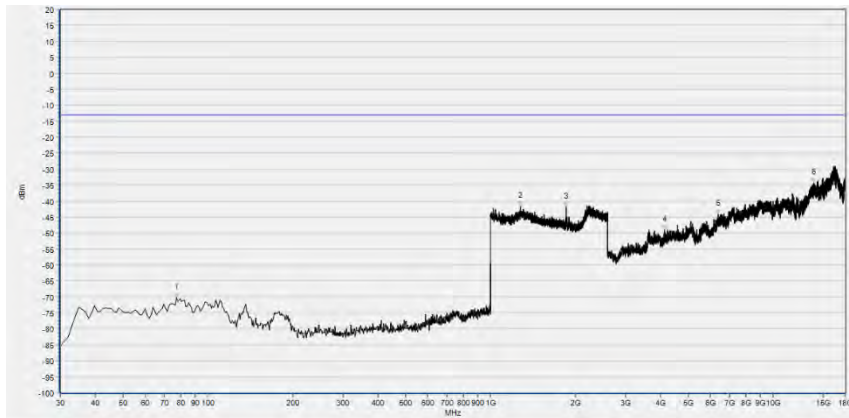
No.	Fre.(MHz)	PK (dBm)	Limit (dBm)	Antenna	Verdict
1	848.680	-39.71	-13.00	Vertical	N/A
2	893.300	-56.65	-13.00	Vertical	N/A
3	1697.239	-39.87	-13.00	Vertical	PASS
4	2428.411	-41.52	-13.00	Vertical	PASS
5	4927.541	-46.76	-13.00	Vertical	PASS
6	7184.943	-40.03	-13.00	Vertical	PASS



GSM1900(GSM), Low Channel



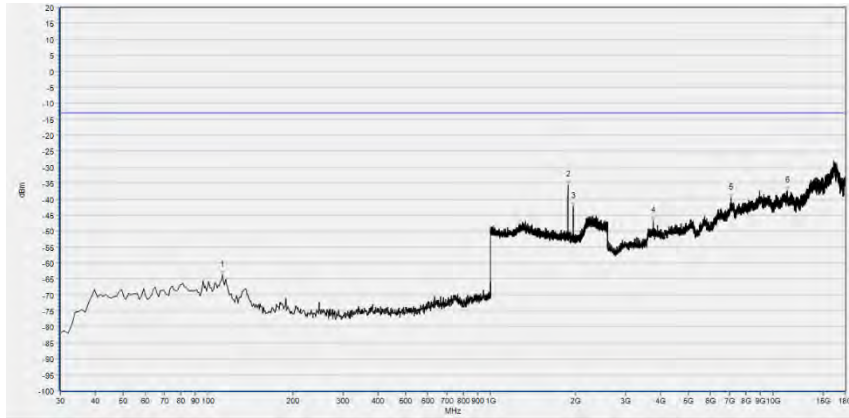
No.	Fre.(MHz)	PK (dBm)	Limit (dBm)	Antenna	Verdict
1	113.420	-64.41	-13.00	Horizontal	PASS
2	1850.260	-31.89	-13.00	Horizontal	N/A
3	1929.652	-45.85	-13.00	Horizontal	N/A
4	2202.401	-44.39	-13.00	Horizontal	PASS
5	3700.600	-46.14	-13.00	Horizontal	PASS
6	8461.466	-39.53	-13.00	Horizontal	PASS



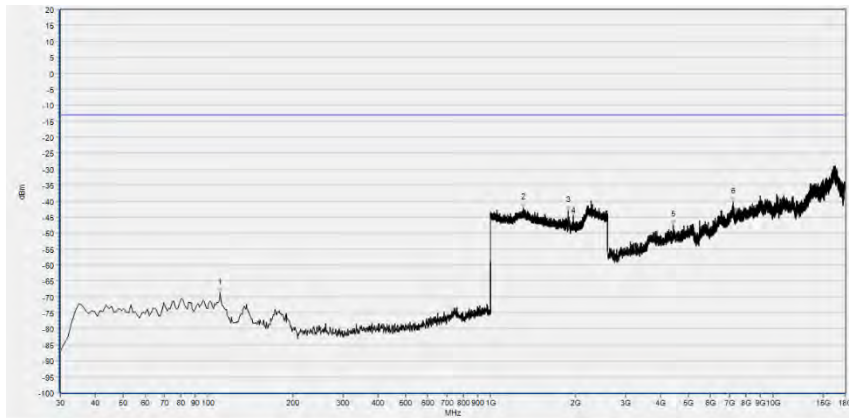
No.	Fre.(MHz)	PK (dBm)	Limit (dBm)	Antenna	Verdict
1	77.530	-70.31	-13.00	Vertical	PASS
2	1274.670	-41.64	-13.00	Vertical	PASS
3	1849.620	-41.86	-13.00	Vertical	N/A
4	4137.480	-49.15	-13.00	Vertical	PASS
5	6389.089	-44.15	-13.00	Vertical	PASS
6	13942.062	-34.22	-13.00	Vertical	PASS



GSM1900(GSM), Mid Channel



No.	Fre.(MHz)	PK (dBm)	Limit (dBm)	Antenna	Verdict
1	112.450	-63.81	-13.00	Horizontal	PASS
2	1879.712	-35.63	-13.00	Horizontal	N/A
3	1959.744	-42.41	-13.00	Horizontal	N/A
4	3759.411	-46.82	-13.00	Horizontal	PASS
5	7111.620	-39.74	-13.00	Horizontal	PASS
6	11214.366	-37.53	-13.00	Horizontal	PASS

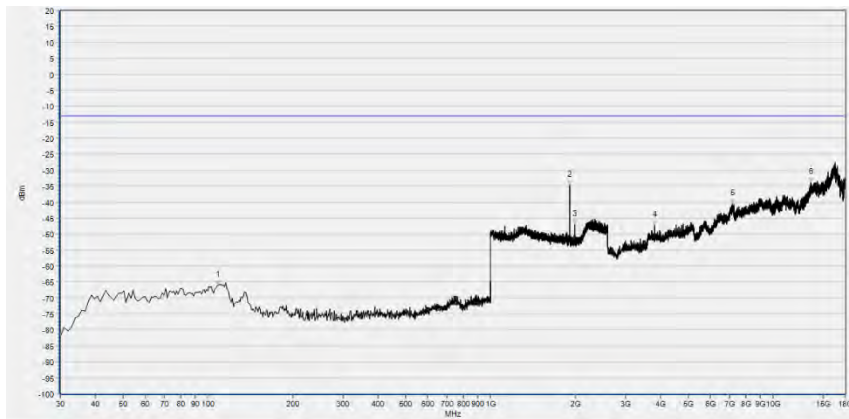


No.	Fre.(MHz)	PK (dBm)	Limit (dBm)	Antenna	Verdict
1	110.510	-68.75	-13.00	Vertical	PASS
2	1304.762	-42.18	-13.00	Vertical	PASS
3	1879.712	-43.05	-13.00	Vertical	N/A
4	1959.744	-44.63	-13.00	Vertical	N/A
5	4439.935	-47.57	-13.00	Vertical	PASS
6	7218.040	-40.42	-13.00	Vertical	PASS





GSM1900(GSM), High Channel



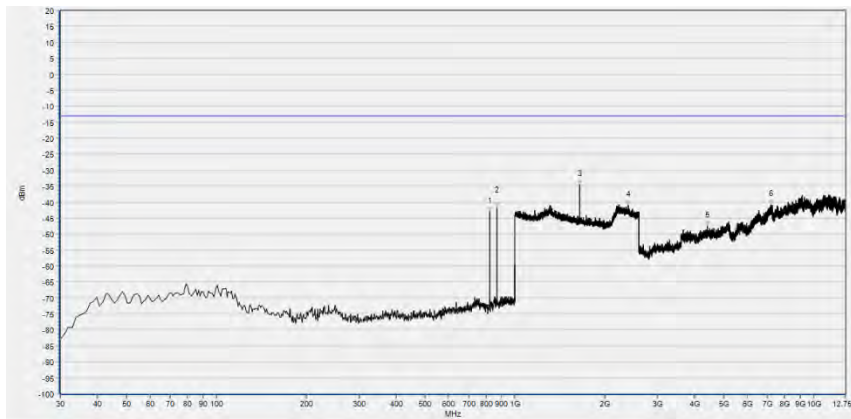
No.	Fre.(MHz)	PK (dBm)	Limit (dBm)	Antenna	Verdict
1	108.570	-65.98	-13.00	Horizontal	PASS
2	1909.804	-34.80	-13.00	Horizontal	N/A
3	1989.836	-47.00	-13.00	Horizontal	N/A
4	3818.221	-47.36	-13.00	Horizontal	PASS
5	7187.234	-40.60	-13.00	Horizontal	PASS
6	13577.996	-33.91	-13.00	Horizontal	PASS



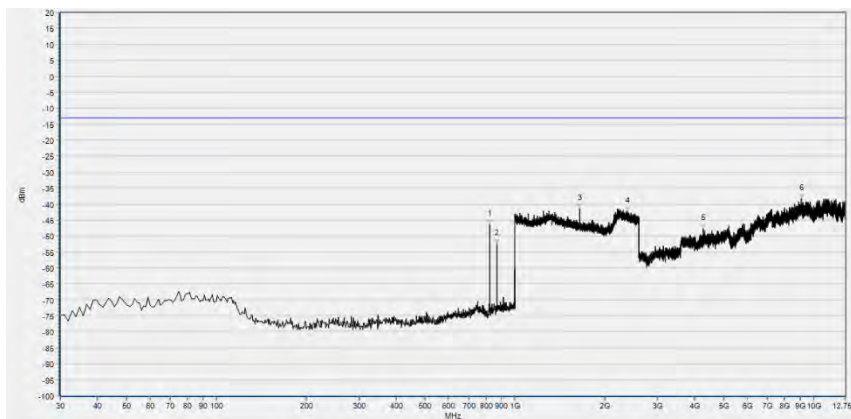
No.	Fre.(MHz)	PK (dBm)	Limit (dBm)	Antenna	Verdict
1	112.450	-69.99	-13.00	Vertical	PASS
2	1909.804	-31.43	-13.00	Vertical	N/A
3	1989.836	-45.30	-13.00	Vertical	N/A
4	4453.937	-48.37	-13.00	Vertical	PASS
5	7181.633	-41.14	-13.00	Vertical	PASS
6	10270.595	-39.16	-13.00	Vertical	PASS



GSM850(EDGE), Low Channel



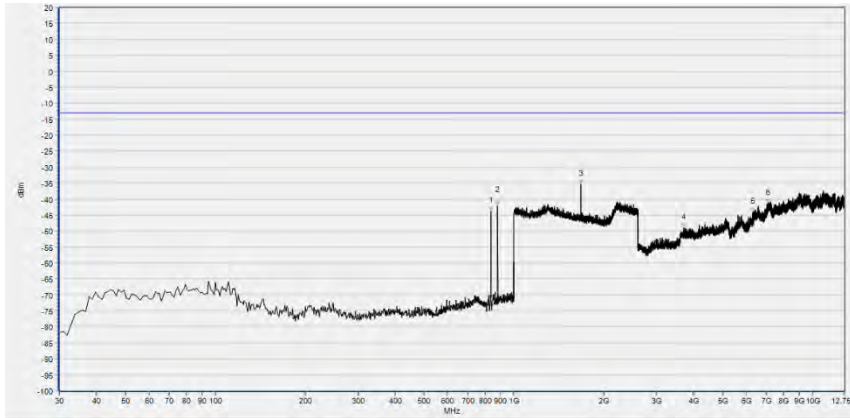
No.	Fre.(MHz)	PK (dBm)	Limit (dBm)	Antenna	Verdict
1	824.430	-43.06	-13.00	Horizontal	N/A
2	869.050	-41.57	-13.00	Horizontal	N/A
3	1648.579	-34.56	-13.00	Horizontal	PASS
4	2398.319	-40.99	-13.00	Horizontal	PASS
5	4401.491	-47.38	-13.00	Horizontal	PASS
6	7188.634	-40.87	-13.00	Horizontal	PASS



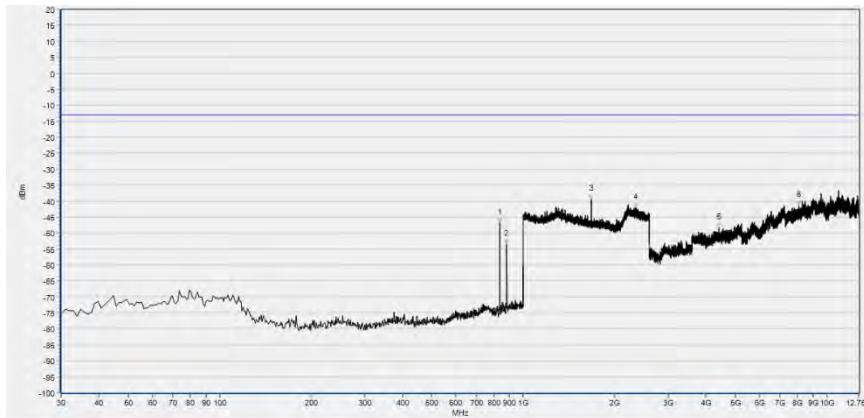
No.	Fre.(MHz)	PK (dBm)	Limit (dBm)	Antenna	Verdict
1	824.430	-46.32	-13.00	Vertical	N/A
2	869.050	-52.38	-13.00	Vertical	N/A
3	1647.939	-41.47	-13.00	Vertical	PASS
4	2384.874	-42.45	-13.00	Vertical	PASS
5	4264.903	-47.69	-13.00	Vertical	PASS
6	9091.644	-38.38	-13.00	Vertical	PASS



GSM850(EDGE), Mid Channel



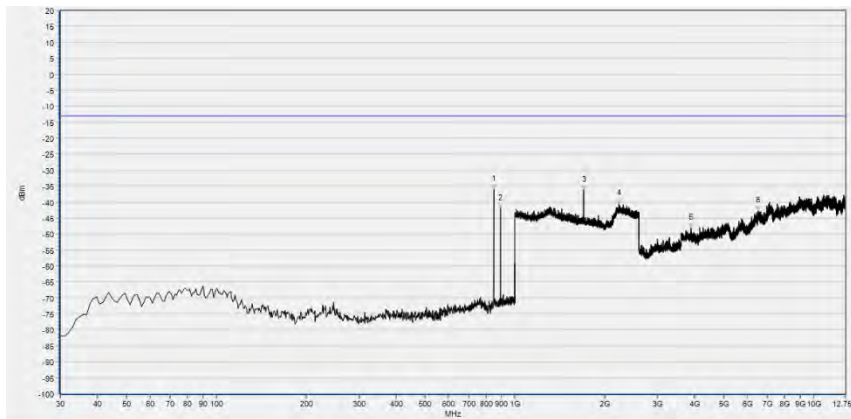
No.	Fre.(MHz)	PK (dBm)	Limit (dBm)	Antenna	Verdict
1	836.070	-43.94	-13.00	Horizontal	N/A
2	881.660	-42.04	-13.00	Horizontal	N/A
3	1672.909	-35.45	-13.00	Horizontal	PASS
4	3701.937	-49.15	-13.00	Horizontal	PASS
5	6304.501	-44.07	-13.00	Horizontal	PASS
6	7059.429	-41.47	-13.00	Horizontal	PASS



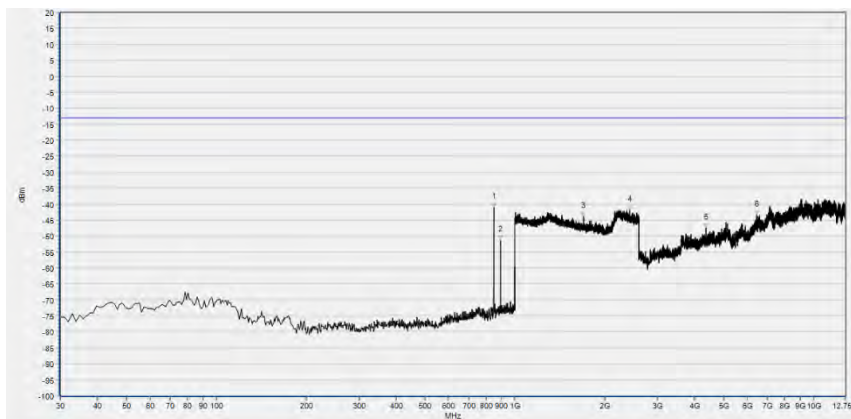
No.	Fre.(MHz)	PK (dBm)	Limit (dBm)	Antenna	Verdict
1	836.070	-46.77	-13.00	Vertical	N/A
2	881.660	-53.63	-13.00	Vertical	N/A
3	1672.909	-39.38	-13.00	Vertical	PASS
4	2336.214	-42.22	-13.00	Vertical	PASS
5	4401.491	-48.49	-13.00	Vertical	PASS
6	8065.385	-41.44	-13.00	Vertical	PASS



GSM850(EDGE), High Channel



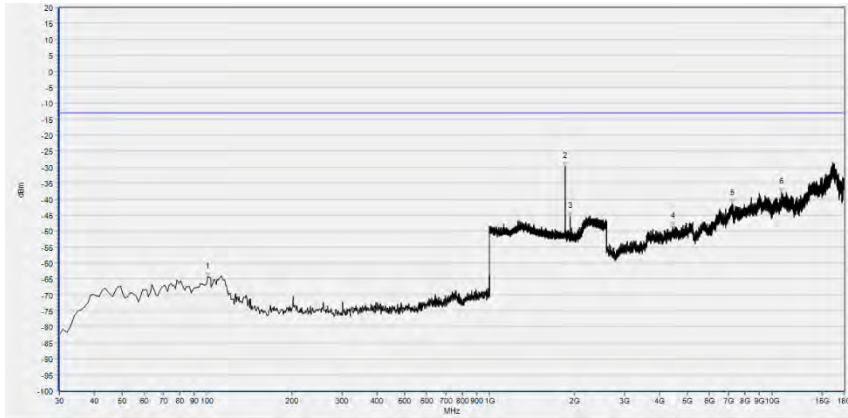
No.	Fre.(MHz)	PK (dBm)	Limit (dBm)	Antenna	Verdict
1	848.680	-36.09	-13.00	Horizontal	N/A
2	893.300	-42.02	-13.00	Horizontal	N/A
3	1697.879	-36.31	-13.00	Horizontal	PASS
4	2228.011	-40.63	-13.00	Horizontal	PASS
5	3892.053	-48.26	-13.00	Horizontal	PASS
6	6524.150	-42.84	-13.00	Horizontal	PASS



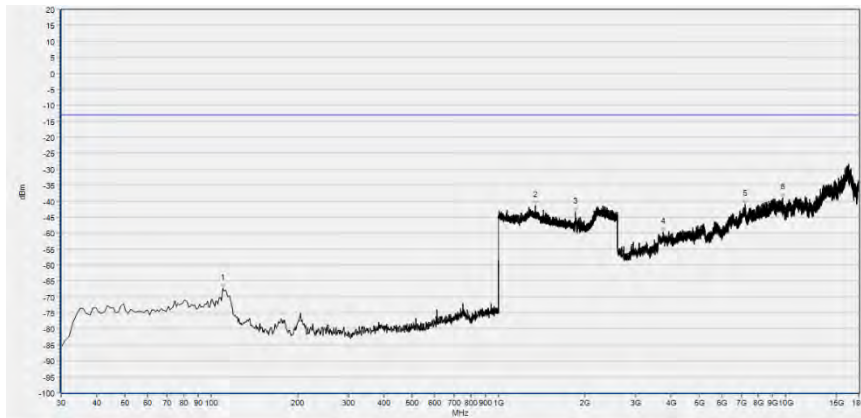
No.	Fre.(MHz)	PK (dBm)	Limit (dBm)	Antenna	Verdict
1	848.680	-40.94	-13.00	Vertical	N/A
2	894.270	-51.27	-13.00	Vertical	N/A
3	1697.239	-43.97	-13.00	Vertical	PASS
4	2416.887	-41.79	-13.00	Vertical	PASS
5	4357.192	-47.54	-13.00	Vertical	PASS
6	6439.243	-43.51	-13.00	Vertical	PASS



GSM1900(EDGE), Low Channel



No.	Fre.(MHz)	PK (dBm)	Limit (dBm)	Antenna	Verdict
1	100.810	-64.57	-13.00	Horizontal	PASS
2	1850.260	-29.86	-13.00	Horizontal	N/A
3	1929.652	-45.55	-13.00	Horizontal	N/A
4	4467.940	-48.62	-13.00	Horizontal	PASS
5	7229.242	-41.39	-13.00	Horizontal	PASS
6	10819.494	-37.98	-13.00	Horizontal	PASS

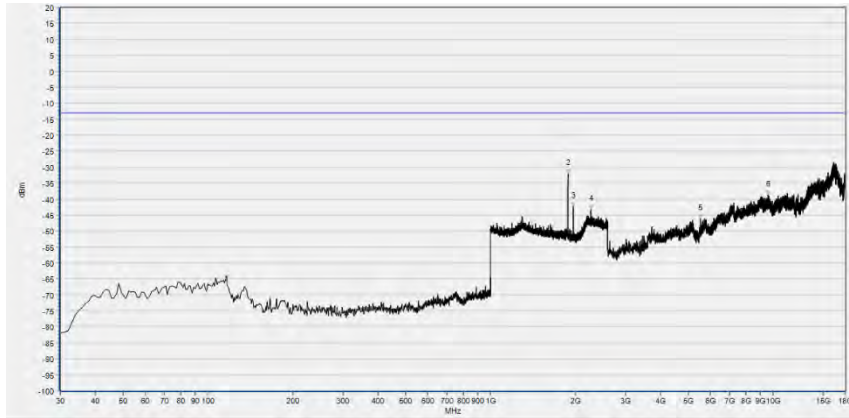


No.	Fre.(MHz)	PK (dBm)	Limit (dBm)	Antenna	Verdict
1	109.540	-67.35	-13.00	Vertical	PASS
2	1341.897	-41.40	-13.00	Vertical	PASS
3	1849.620	-43.53	-13.00	Vertical	N/A
4	3745.408	-49.72	-13.00	Vertical	PASS
5	7243.244	-41.10	-13.00	Vertical	PASS
6	9746.899	-39.03	-13.00	Vertical	PASS

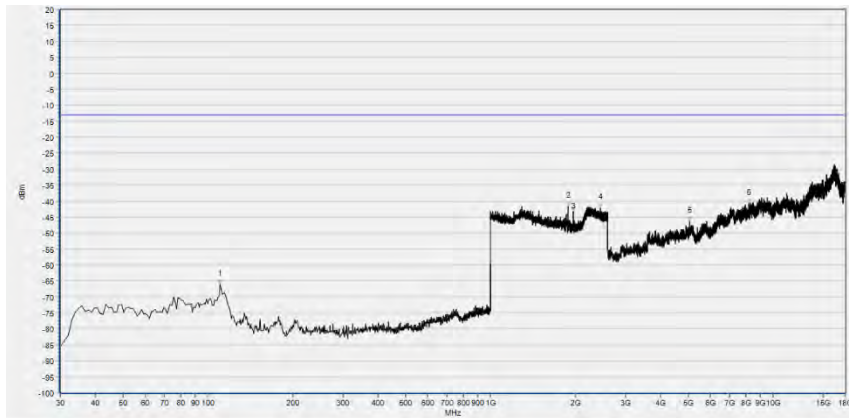




GSM1900(EDGE), Mid Channel



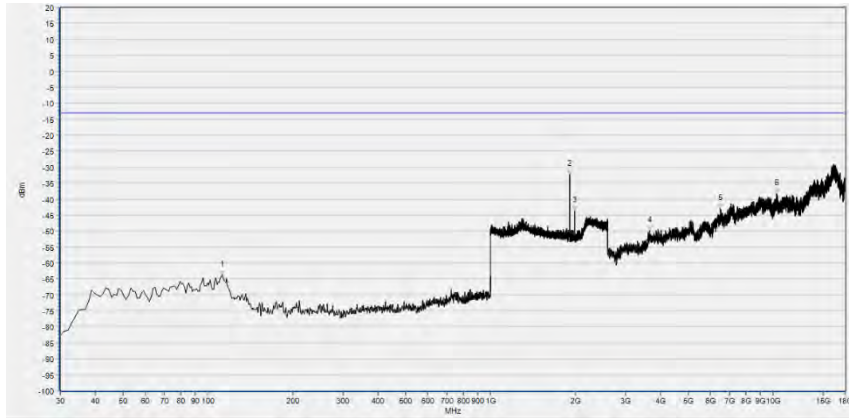
No.	Fre.(MHz)	PK (dBm)	Limit (dBm)	Antenna	Verdict
1	116.330	-65.17	-13.00	Horizontal	PASS
2	1879.712	-32.01	-13.00	Horizontal	N/A
3	1959.744	-42.34	-13.00	Horizontal	N/A
4	2264.506	-43.16	-13.00	Horizontal	PASS
5	5532.133	-46.16	-13.00	Horizontal	PASS
6	9618.076	-38.75	-13.00	Horizontal	PASS



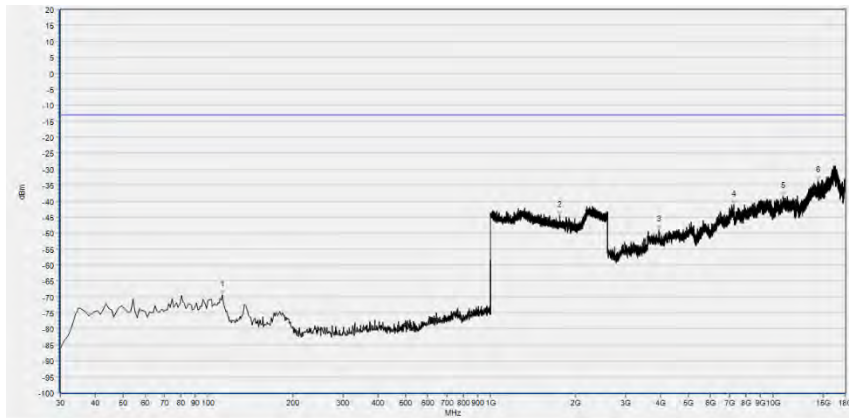
No.	Fre.(MHz)	PK (dBm)	Limit (dBm)	Antenna	Verdict
1	110.510	-66.12	-13.00	Vertical	PASS
2	1879.712	-41.66	-13.00	Vertical	N/A
3	1959.744	-43.18	-13.00	Vertical	N/A
4	2443.137	-42.15	-13.00	Vertical	PASS
5	5061.648	-46.29	-13.00	Vertical	PASS
6	8220.622	-40.78	-13.00	Vertical	PASS



GSM1900(EDGD), High Channel



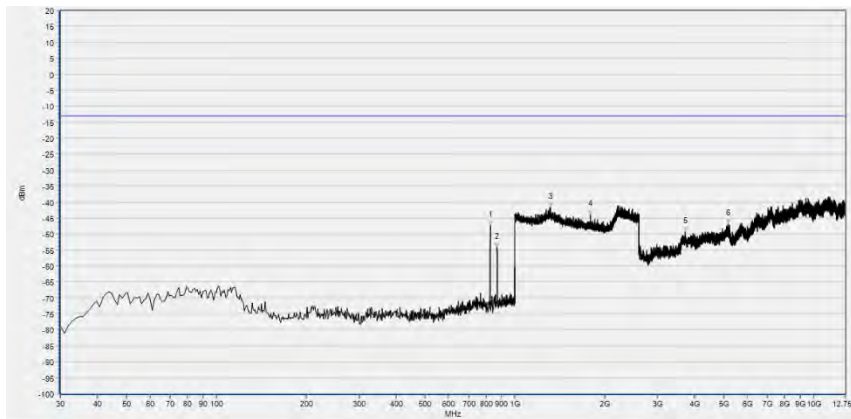
No.	Fre.(MHz)	PK (dBm)	Limit (dBm)	Antenna	Verdict
1	112.450	-63.79	-13.00	Horizontal	PASS
2	1909.804	-32.35	-13.00	Horizontal	N/A
3	1989.836	-43.74	-13.00	Horizontal	N/A
4	3655.792	-49.98	-13.00	Horizontal	PASS
5	6520.713	-43.06	-13.00	Horizontal	PASS
6	10281.797	-38.42	-13.00	Horizontal	PASS



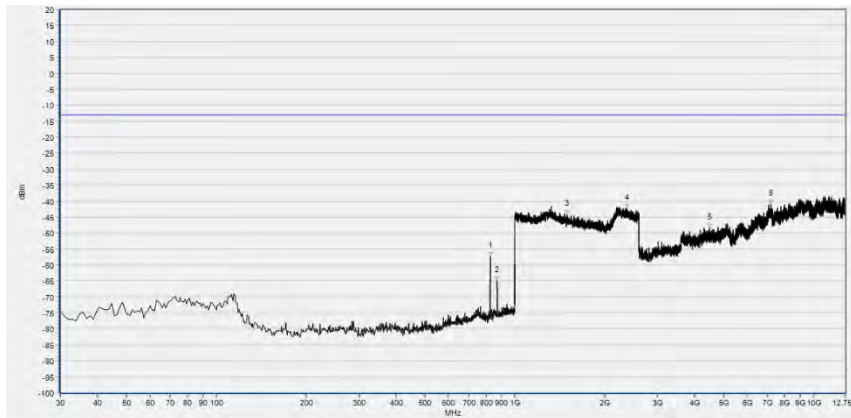
No.	Fre.(MHz)	PK (dBm)	Limit (dBm)	Antenna	Verdict
1	112.450	-69.47	-13.00	Vertical	PASS
2	1756.783	-44.68	-13.00	Vertical	PASS
3	3938.643	-49.06	-13.00	Vertical	PASS
4	7248.845	-41.30	-13.00	Vertical	PASS
5	10830.696	-38.48	-13.00	Vertical	PASS
6	14390.144	-33.72	-13.00	Vertical	PASS



WCDMA Band V(WCDMA), Low Channel



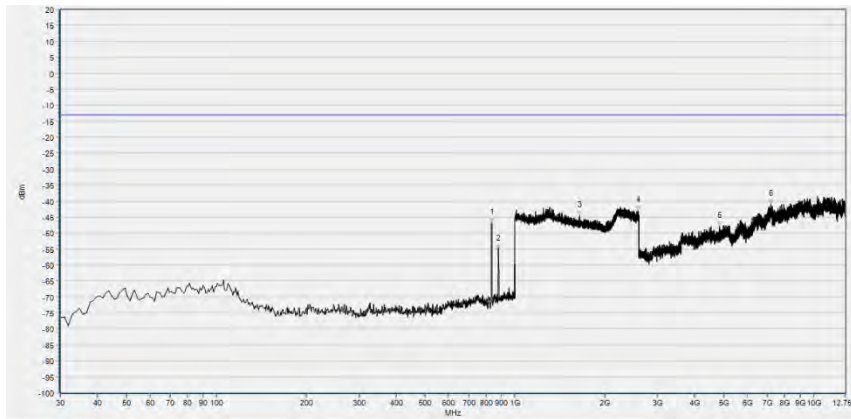
No.	Fre.(MHz)	PK (dBm)	Limit (dBm)	Antenna	Verdict
1	828.310	-47.23	-13.00	Horizontal	N/A
2	870.020	-54.23	-13.00	Horizontal	N/A
3	1311.805	-41.72	-13.00	Horizontal	PASS
4	1791.357	-43.89	-13.00	Horizontal	PASS
5	3711.166	-49.23	-13.00	Horizontal	PASS
6	5165.648	-46.80	-13.00	Horizontal	PASS



No.	Fre.(MHz)	PK (dBm)	Limit (dBm)	Antenna	Verdict
1	827.340	-57.33	-13.00	Vertical	N/A
2	870.990	-64.95	-13.00	Vertical	N/A
3	1492.357	-44.06	-13.00	Vertical	PASS
4	2363.745	-42.32	-13.00	Vertical	PASS
5	4491.935	-48.32	-13.00	Vertical	PASS
6	7188.634	-40.96	-13.00	Vertical	PASS



WCDMA Band V(WCDMA), Mid Channel



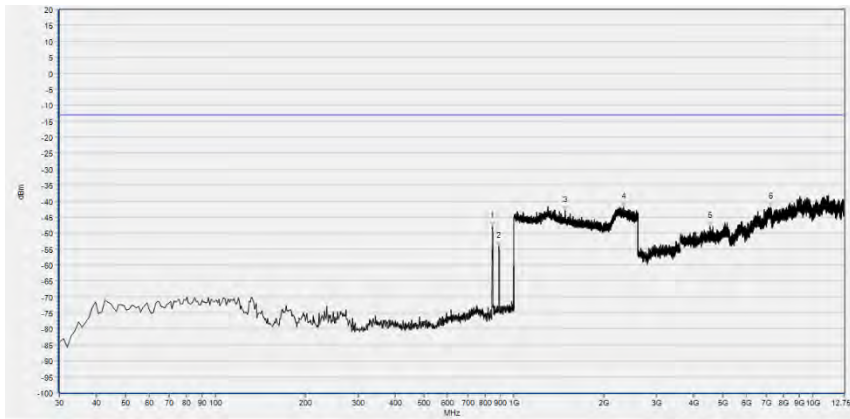
No.	Fre.(MHz)	PK (dBm)	Limit (dBm)	Antenna	Verdict
1	835.100	-46.92	-13.00	Horizontal	N/A
2	879.720	-55.12	-13.00	Horizontal	N/A
3	1643.457	-44.54	-13.00	Horizontal	PASS
4	2582.713	-42.96	-13.00	Horizontal	PASS
5	4842.635	-47.83	-13.00	Horizontal	PASS
6	7179.405	-41.08	-13.00	Horizontal	PASS



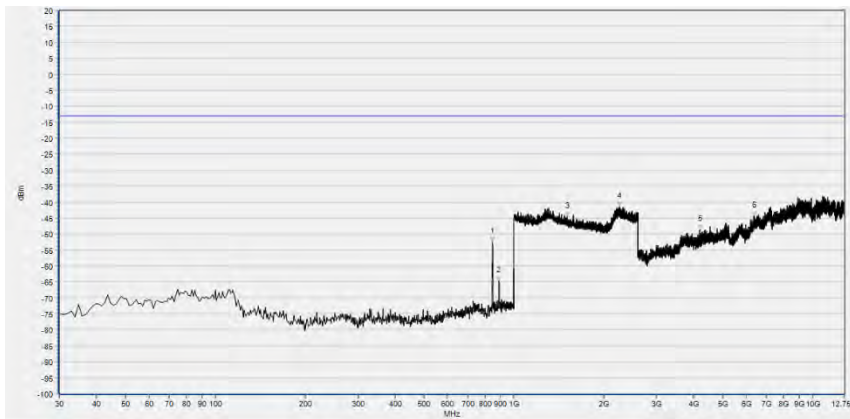
No.	Fre.(MHz)	PK (dBm)	Limit (dBm)	Antenna	Verdict
1	835.100	-56.01	-13.00	Vertical	N/A
2	879.720	-67.12	-13.00	Vertical	N/A
3	1475.710	-44.45	-13.00	Vertical	PASS
4	2365.026	-41.60	-13.00	Vertical	PASS
5	4606.374	-48.78	-13.00	Vertical	PASS
6	6468.776	-43.71	-13.00	Vertical	PASS



WCDMA Band V(WCDMA), High Channel



No.	Fre.(MHz)	PK (dBm)	Limit (dBm)	Antenna	Verdict
1	847.710	-47.90	-13.00	Horizontal	N/A
2	890.390	-54.10	-13.00	Horizontal	N/A
3	1482.113	-43.06	-13.00	Horizontal	PASS
4	2324.690	-41.84	-13.00	Horizontal	PASS
5	4543.617	-47.94	-13.00	Horizontal	PASS
6	7227.396	-41.98	-13.00	Horizontal	PASS

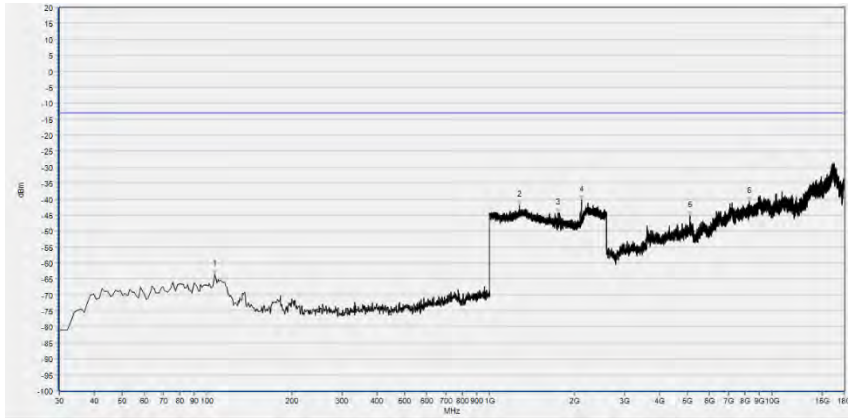


No.	Fre.(MHz)	PK (dBm)	Limit (dBm)	Antenna	Verdict
1	847.710	-52.42	-13.00	Vertical	N/A
2	891.360	-64.63	-13.00	Vertical	N/A
3	1509.004	-44.48	-13.00	Vertical	PASS
4	2253.621	-41.44	-13.00	Vertical	PASS
5	4185.534	-48.64	-13.00	Vertical	PASS
6	6374.641	-44.26	-13.00	Vertical	PASS

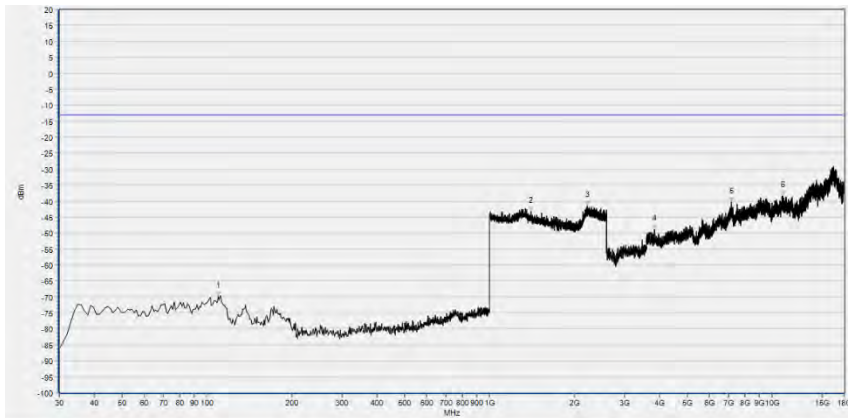




WCDMA Band IV(WCDMA), Low Channel



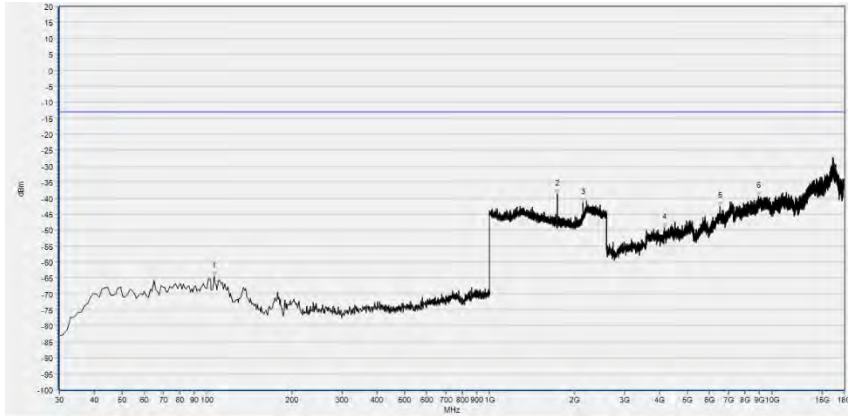
No.	Fre.(MHz)	PK (dBm)	Limit (dBm)	Antenna	Verdict
1	106.707	-63.65	-13.00	Horizontal	PASS
2	1274.537	-41.86	-13.00	Horizontal	PASS
3	1745.973	-44.32	-13.00	Horizontal	N/A
4	2112.556	-40.32	-13.00	Horizontal	N/A
5	5113.186	-45.30	-13.00	Horizontal	PASS
6	8304.084	-40.86	-13.00	Horizontal	PASS



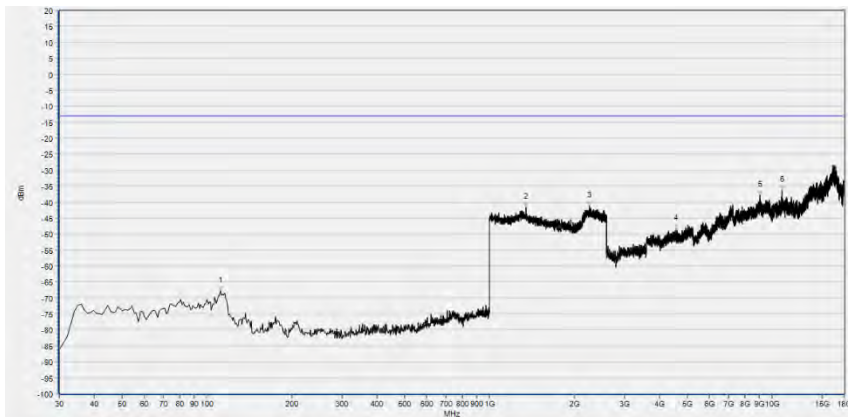
No.	Fre.(MHz)	PK (dBm)	Limit (dBm)	Antenna	Verdict
1	109.620	-69.80	-13.00	Vertical	PASS
2	1400.200	-43.28	-13.00	Vertical	PASS
3	2221.411	-41.36	-13.00	Vertical	PASS
4	3842.474	-48.81	-13.00	Vertical	PASS
5	7197.666	-40.40	-13.00	Vertical	PASS
6	10912.252	-38.43	-13.00	Vertical	PASS



WCDMA Band IV(WCDMA), Mid Channel



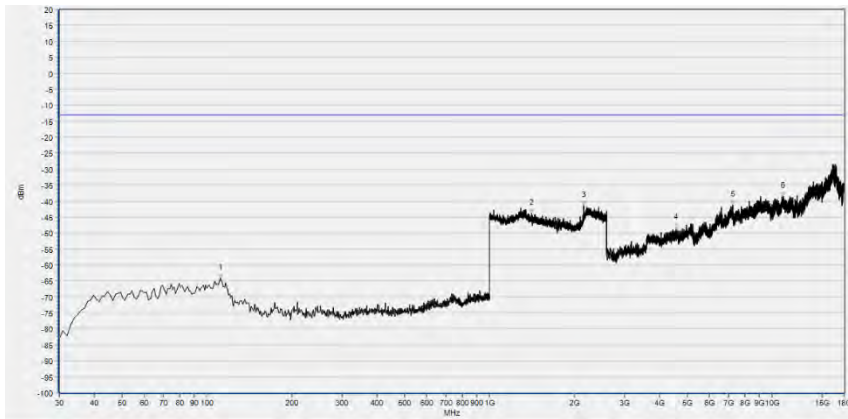
No.	Fre.(MHz)	PK (dBm)	Limit (dBm)	Antenna	Verdict
1	105.736	-64.50	-13.00	Horizontal	PASS
2	1738.769	-38.76	-13.00	Horizontal	N/A
3	2138.969	-41.36	-13.00	Horizontal	N/A
4	4165.928	-49.37	-13.00	Horizontal	PASS
5	6558.460	-42.59	-13.00	Horizontal	PASS
6	8953.559	-39.41	-13.00	Horizontal	PASS



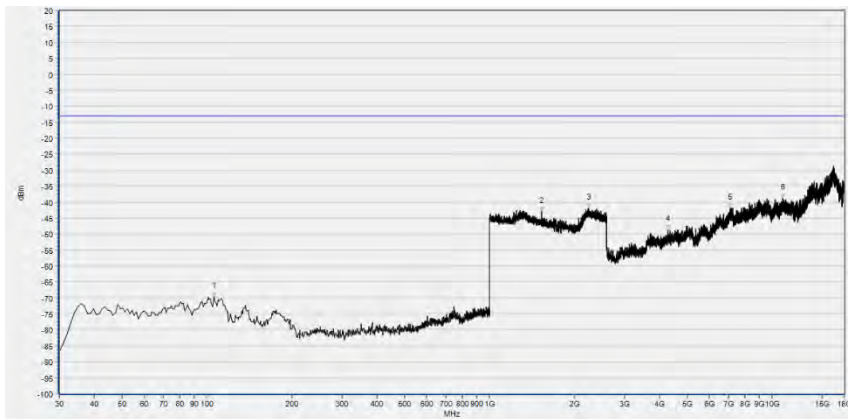
No.	Fre.(MHz)	PK (dBm)	Limit (dBm)	Antenna	Verdict
1	111.562	-67.88	-13.00	Vertical	PASS
2	1348.174	-41.68	-13.00	Vertical	PASS
3	2254.227	-41.30	-13.00	Vertical	PASS
4	4571.529	-48.28	-13.00	Vertical	PASS
5	9048.541	-37.92	-13.00	Vertical	PASS
6	10835.239	-36.34	-13.00	Vertical	PASS



WCDMA Band IV(WCDMA), High Channel



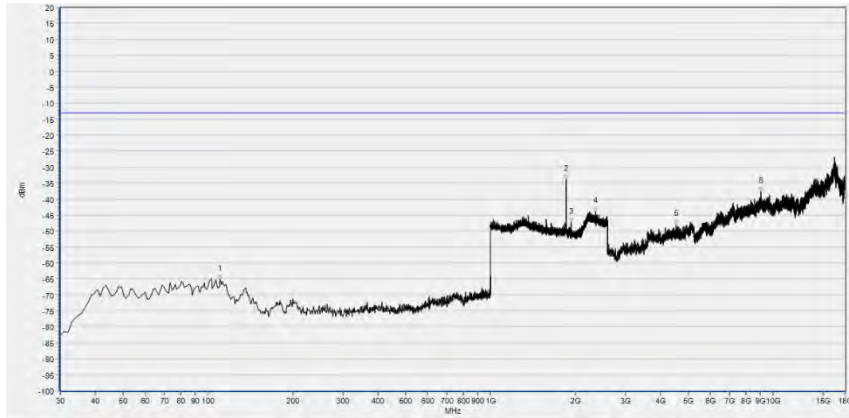
No.	Fre.(MHz)	PK (dBm)	Limit (dBm)	Antenna	Verdict
1	111.562	-64.15	-13.00	Horizontal	PASS
2	1408.204	-43.88	-13.00	Horizontal	PASS
3	2151.776	-41.49	-13.00	Horizontal	N/A
4	4561.260	-48.31	-13.00	Horizontal	PASS
5	7249.008	-41.33	-13.00	Horizontal	PASS
6	10901.984	-38.50	-13.00	Horizontal	PASS



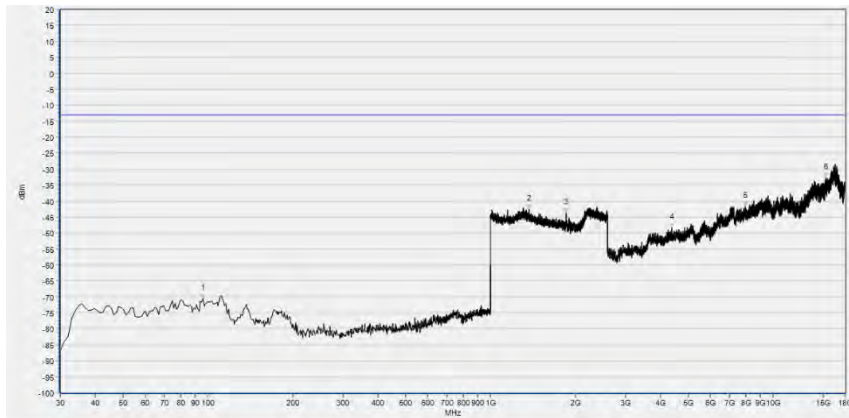
No.	Fre.(MHz)	PK (dBm)	Limit (dBm)	Antenna	Verdict
1	105.736	-69.68	-13.00	Vertical	PASS
2	1530.665	-43.03	-13.00	Vertical	PASS
3	2239.820	-41.97	-13.00	Vertical	PASS
4	4273.746	-48.56	-13.00	Vertical	PASS
5	7112.952	-41.89	-13.00	Vertical	PASS
6	10917.386	-38.71	-13.00	Vertical	PASS



WCDMA Band II(WCDMA), Low Channel



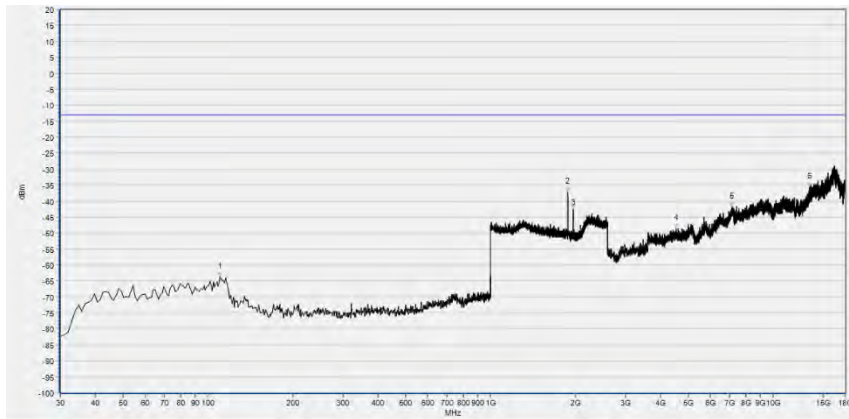
No.	Fre.(MHz)	PK (dBm)	Limit (dBm)	Antenna	Verdict
1	110.510	-65.07	-13.00	Horizontal	PASS
2	1851.541	-33.94	-13.00	Horizontal	N/A
3	1932.853	-47.19	-13.00	Horizontal	N/A
4	2357.983	-43.88	-13.00	Horizontal	PASS
5	4543.553	-48.02	-13.00	Horizontal	PASS
6	9085.979	-37.73	-13.00	Horizontal	PASS



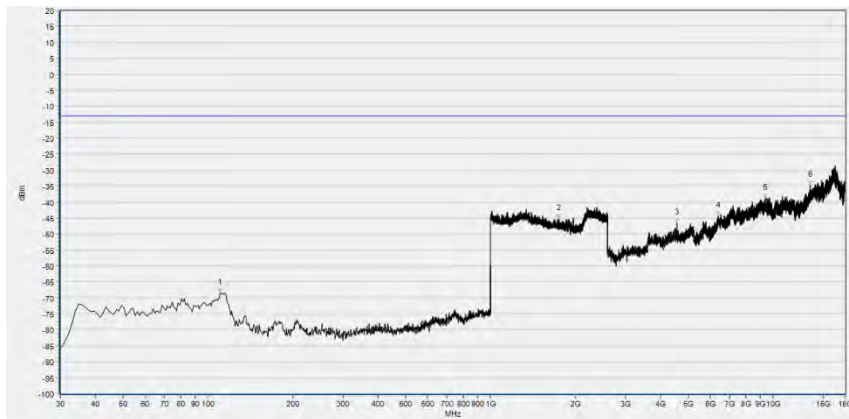
No.	Fre.(MHz)	PK (dBm)	Limit (dBm)	Antenna	Verdict
1	95.960	-70.41	-13.00	Vertical	PASS
2	1368.147	-42.51	-13.00	Vertical	PASS
3	1851.541	-43.62	-13.00	Vertical	PASS
4	4378.323	-48.49	-13.00	Vertical	PASS
5	7988.180	-41.72	-13.00	Vertical	PASS
6	15417.931	-32.73	-13.00	Vertical	PASS



WCDMA Band II(WCDMA), Mid Channel



No.	Fre.(MHz)	PK (dBm)	Limit (dBm)	Antenna	Verdict
1	110.510	-63.87	-13.00	Horizontal	PASS
2	1878.431	-37.19	-13.00	Horizontal	N/A
3	1959.104	-42.55	-13.00	Horizontal	N/A
4	4549.154	-48.69	-13.00	Horizontal	PASS
5	7153.628	-42.00	-13.00	Horizontal	PASS
6	13437.971	-35.57	-13.00	Horizontal	PASS

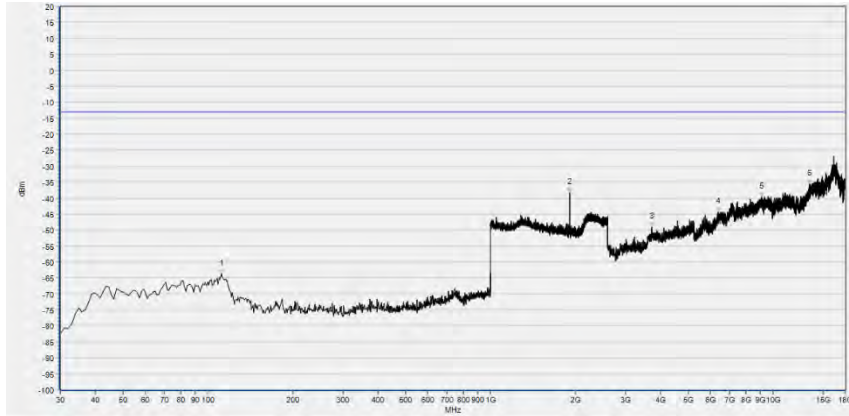


No.	Fre.(MHz)	PK (dBm)	Limit (dBm)	Antenna	Verdict
1	110.510	-68.40	-13.00	Vertical	PASS
2	1747.819	-45.32	-13.00	Vertical	PASS
3	4568.758	-46.64	-13.00	Vertical	PASS
4	6380.687	-44.36	-13.00	Vertical	PASS
5	9357.629	-38.84	-13.00	Vertical	PASS
6	13569.594	-34.79	-13.00	Vertical	PASS

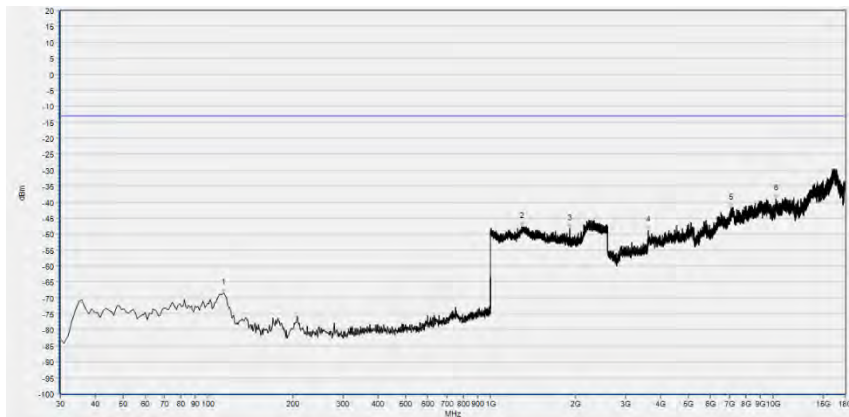




WCDMA Band II(WCDMA), High Channel



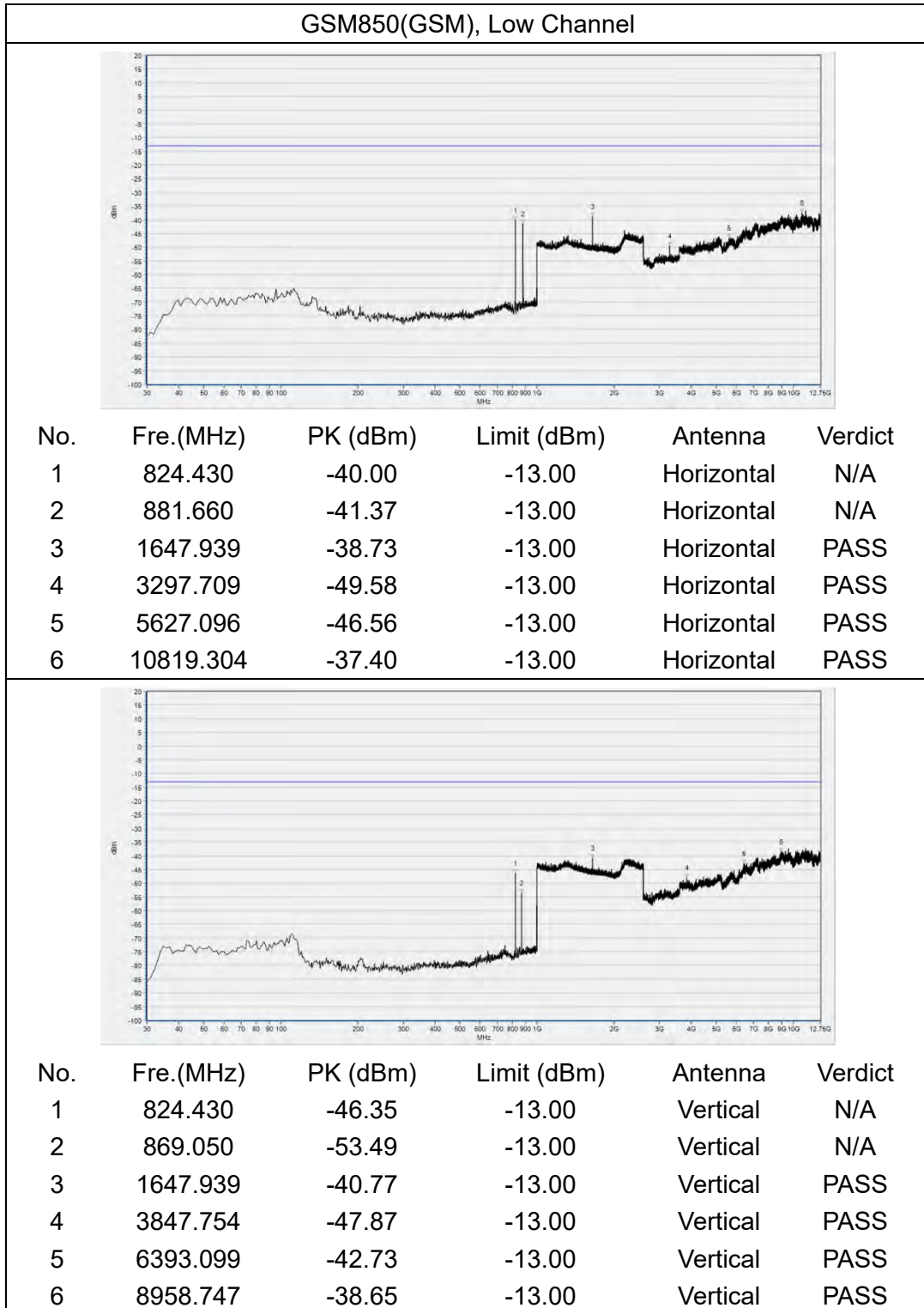
No.	Fre.(MHz)	PK (dBm)	Limit (dBm)	Antenna	Verdict
1	111.480	-63.75	-13.00	Horizontal	PASS
2	1908.523	-38.38	-13.00	Horizontal	N/A
3	3711.802	-49.12	-13.00	Horizontal	PASS
4	6380.687	-44.32	-13.00	Horizontal	PASS
5	9108.383	-39.70	-13.00	Horizontal	PASS
6	13423.968	-35.74	-13.00	Horizontal	PASS



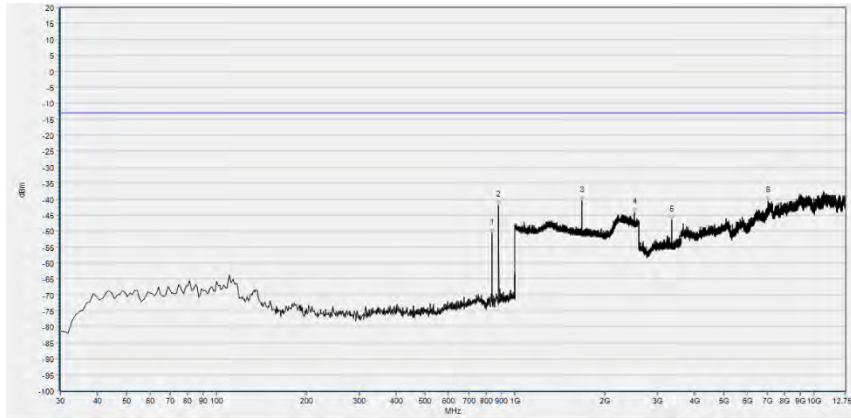
No.	Fre.(MHz)	PK (dBm)	Limit (dBm)	Antenna	Verdict
1	113.420	-68.50	-13.00	Vertical	PASS
2	1288.756	-47.77	-13.00	Vertical	PASS
3	1906.603	-48.46	-13.00	Vertical	N/A
4	3610.984	-48.78	-13.00	Vertical	PASS
5	7100.418	-41.84	-13.00	Vertical	PASS
6	10222.986	-38.98	-13.00	Vertical	PASS



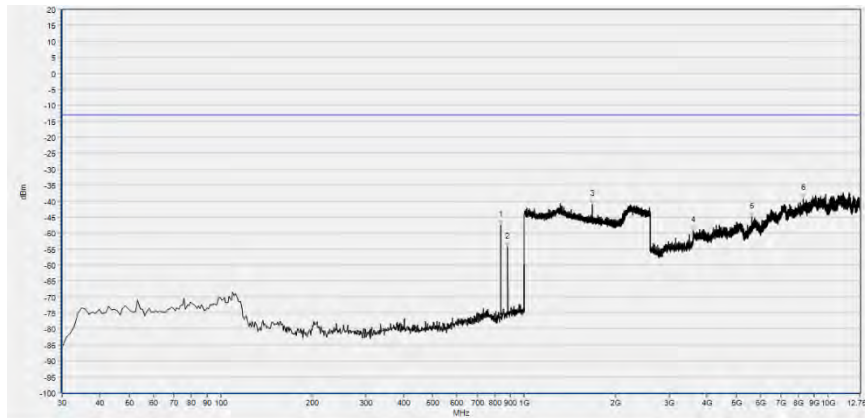
**Bottom Antenna**



GSM850(GSM), Mid Channel



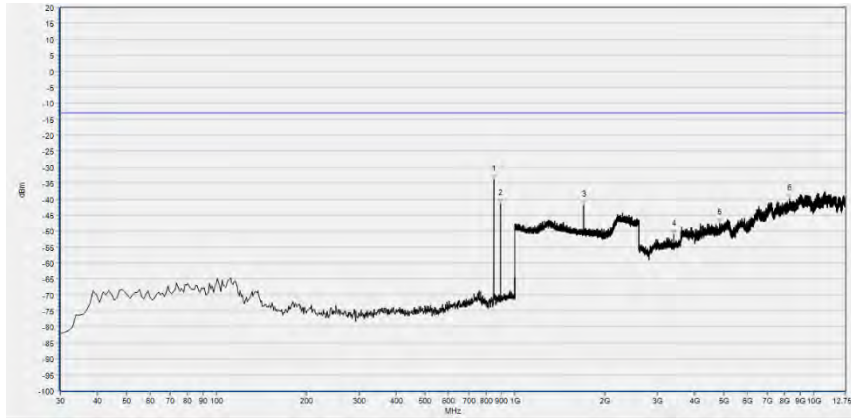
No.	Fre.(MHz)	PK (dBm)	Limit (dBm)	Antenna	Verdict
1	836.070	-50.73	-13.00	Horizontal	N/A
2	881.660	-41.91	-13.00	Horizontal	N/A
3	1672.909	-40.66	-13.00	Horizontal	PASS
4	2509.724	-44.17	-13.00	Horizontal	PASS
5	3345.699	-46.54	-13.00	Horizontal	PASS
6	7020.667	-40.65	-13.00	Horizontal	PASS



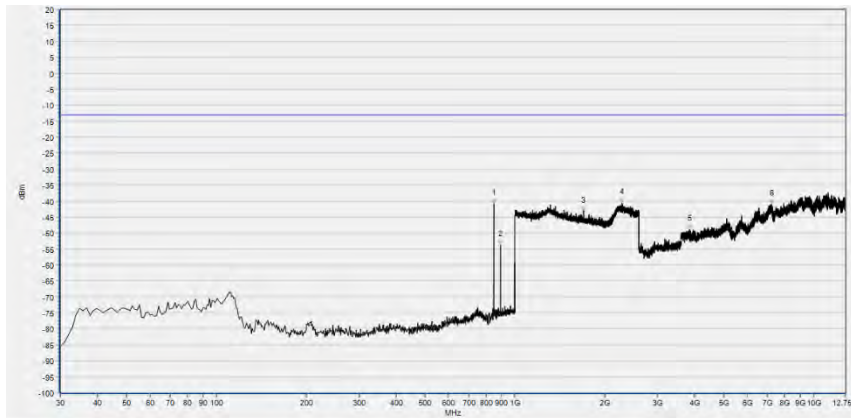
No.	Fre.(MHz)	PK (dBm)	Limit (dBm)	Antenna	Verdict
1	836.070	-47.55	-13.00	Vertical	N/A
2	881.660	-54.45	-13.00	Vertical	N/A
3	1672.269	-41.08	-13.00	Vertical	PASS
4	3605.956	-49.26	-13.00	Vertical	PASS
5	5610.484	-44.94	-13.00	Vertical	PASS
6	8316.412	-39.23	-13.00	Vertical	PASS



GSM850(GSM), High Channel



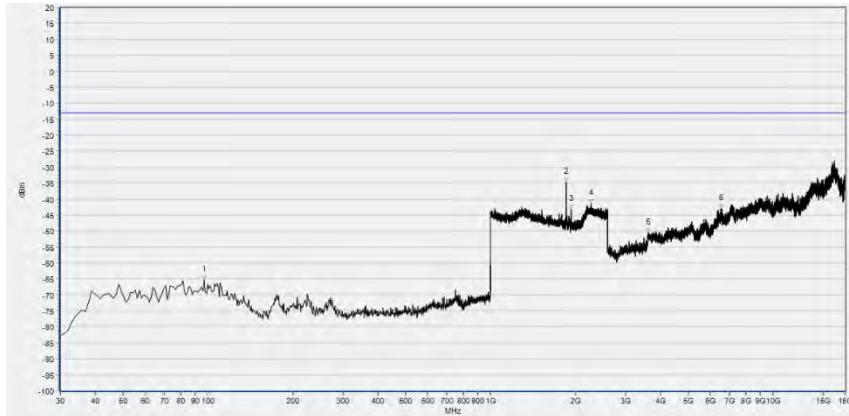
No.	Fre.(MHz)	PK (dBm)	Limit (dBm)	Antenna	Verdict
1	848.680	-33.83	-13.00	Horizontal	N/A
2	893.300	-41.41	-13.00	Horizontal	N/A
3	1697.879	-41.99	-13.00	Horizontal	PASS
4	3395.536	-50.98	-13.00	Horizontal	PASS
5	4851.864	-47.45	-13.00	Horizontal	PASS
6	8299.800	-39.91	-13.00	Horizontal	PASS



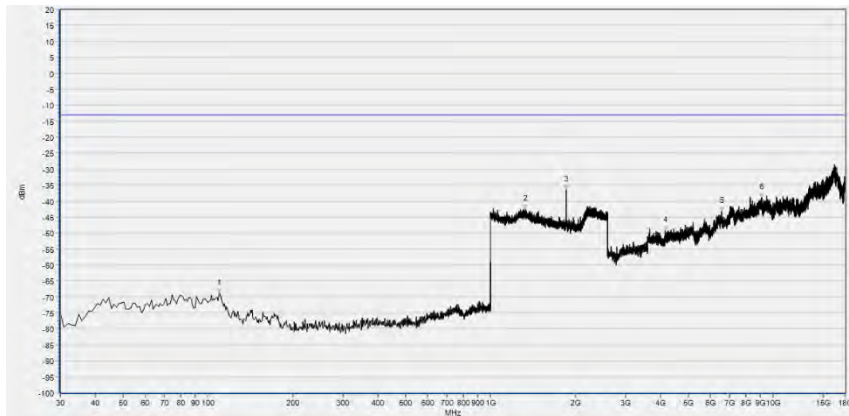
No.	Fre.(MHz)	PK (dBm)	Limit (dBm)	Antenna	Verdict
1	848.680	-40.70	-13.00	Vertical	N/A
2	893.300	-53.83	-13.00	Vertical	N/A
3	1697.239	-43.30	-13.00	Vertical	PASS
4	2281.793	-40.63	-13.00	Vertical	PASS
5	3842.217	-48.73	-13.00	Vertical	PASS
6	7229.242	-40.95	-13.00	Vertical	PASS



GSM1900(GSM), Low Channel



No.	Fre.(MHz)	PK (dBm)	Limit (dBm)	Antenna	Verdict
1	96.930	-65.26	-13.00	Horizontal	PASS
2	1850.260	-34.79	-13.00	Horizontal	N/A
3	1930.292	-43.32	-13.00	Horizontal	N/A
4	2276.030	-41.51	-13.00	Horizontal	PASS
5	3610.984	-50.68	-13.00	Horizontal	PASS
6	6537.516	-43.02	-13.00	Horizontal	PASS

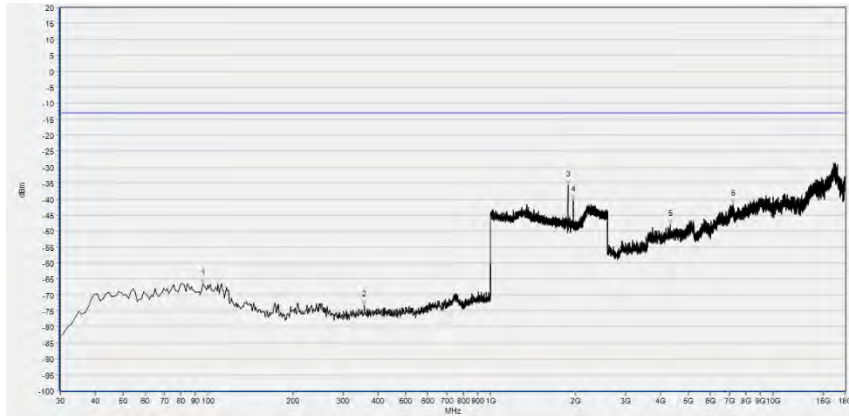


No.	Fre.(MHz)	PK (dBm)	Limit (dBm)	Antenna	Verdict
1	109.540	-68.88	-13.00	Vertical	PASS
2	1332.293	-42.67	-13.00	Vertical	PASS
3	1850.260	-36.50	-13.00	Vertical	N/A
4	4154.283	-49.32	-13.00	Vertical	PASS
5	6587.925	-43.30	-13.00	Vertical	PASS
6	9094.381	-38.94	-13.00	Vertical	PASS

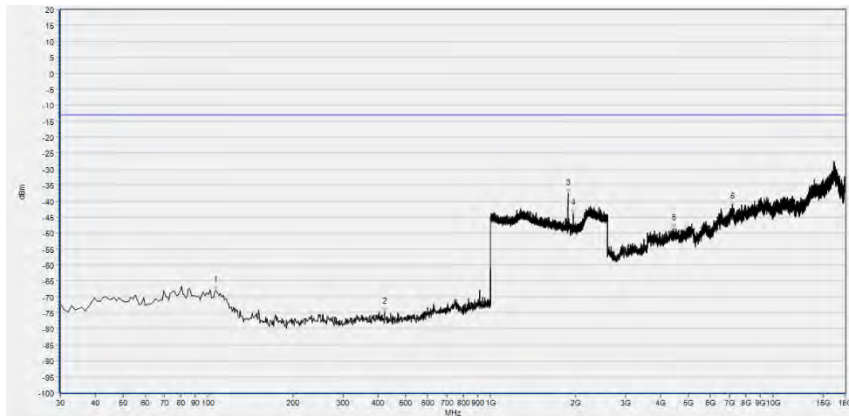




GSM1900(GSM), Mid Channel



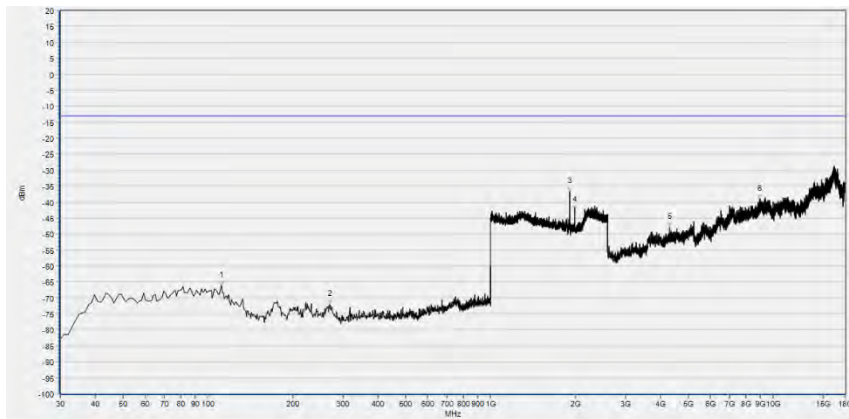
No.	Fre.(MHz)	PK (dBm)	Limit (dBm)	Antenna	Verdict
1	95.960	-66.51	-13.00	Horizontal	PASS
2	357.860	-73.14	-13.00	Horizontal	PASS
3	1879.712	-35.58	-13.00	Horizontal	N/A
4	1959.744	-40.38	-13.00	Horizontal	N/A
5	4325.114	-47.96	-13.00	Horizontal	PASS
6	7215.239	-41.66	-13.00	Horizontal	PASS



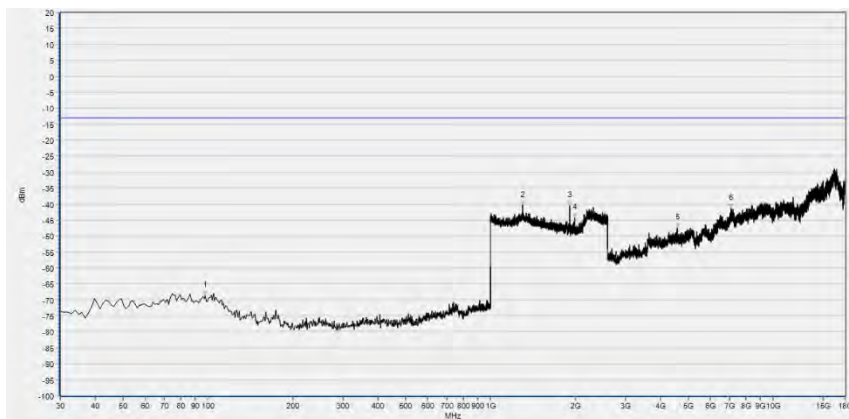
No.	Fre.(MHz)	PK (dBm)	Limit (dBm)	Antenna	Verdict
1	106.630	-67.94	-13.00	Vertical	PASS
2	421.880	-74.84	-13.00	Vertical	PASS
3	1879.712	-37.59	-13.00	Vertical	N/A
4	1959.744	-43.82	-13.00	Vertical	N/A
5	4445.536	-48.71	-13.00	Vertical	PASS
6	7173.231	-42.00	-13.00	Vertical	PASS



GSM1900(GSM), High Channel



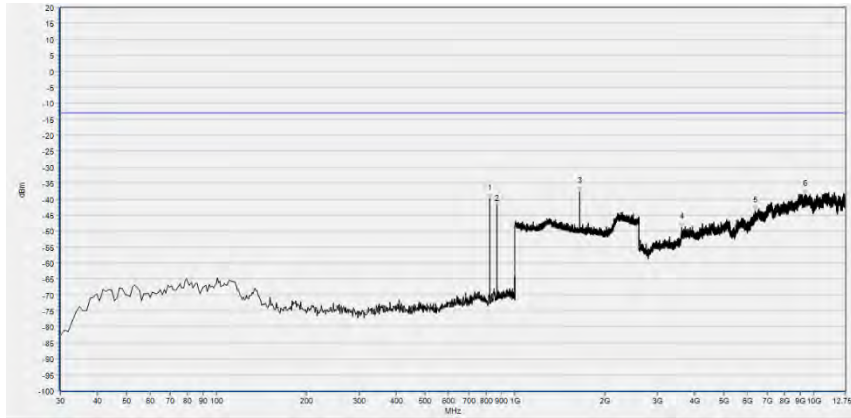
No.	Fre.(MHz)	PK (dBm)	Limit (dBm)	Antenna	Verdict
1	111.480	-66.26	-13.00	Horizontal	PASS
2	269.590	-72.09	-13.00	Horizontal	PASS
3	1909.804	-36.68	-13.00	Horizontal	N/A
4	1989.196	-42.47	-13.00	Horizontal	N/A
5	4308.311	-47.92	-13.00	Horizontal	PASS
6	8959.956	-39.33	-13.00	Horizontal	PASS



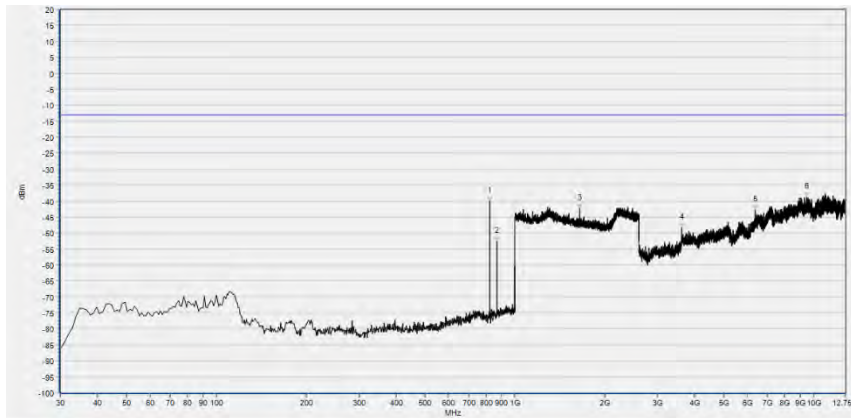
No.	Fre.(MHz)	PK (dBm)	Limit (dBm)	Antenna	Verdict
1	97.900	-68.70	-13.00	Vertical	PASS
2	1296.439	-40.66	-13.00	Vertical	PASS
3	1909.804	-40.58	-13.00	Vertical	N/A
4	1989.836	-44.47	-13.00	Vertical	N/A
5	4579.960	-47.40	-13.00	Vertical	PASS
6	7097.618	-41.39	-13.00	Vertical	PASS



GSM850(EDGE), Low Channel



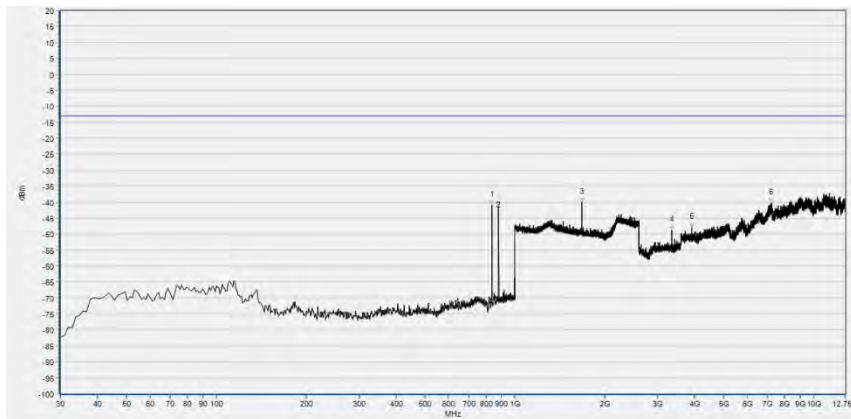
No.	Fre.(MHz)	PK (dBm)	Limit (dBm)	Antenna	Verdict
1	824.430	-39.83	-13.00	Horizontal	N/A
2	869.050	-41.68	-13.00	Horizontal	N/A
3	1647.939	-37.72	-13.00	Horizontal	PASS
4	3624.414	-48.81	-13.00	Horizontal	PASS
5	6378.332	-43.68	-13.00	Horizontal	PASS
6	9379.587	-38.54	-13.00	Horizontal	PASS



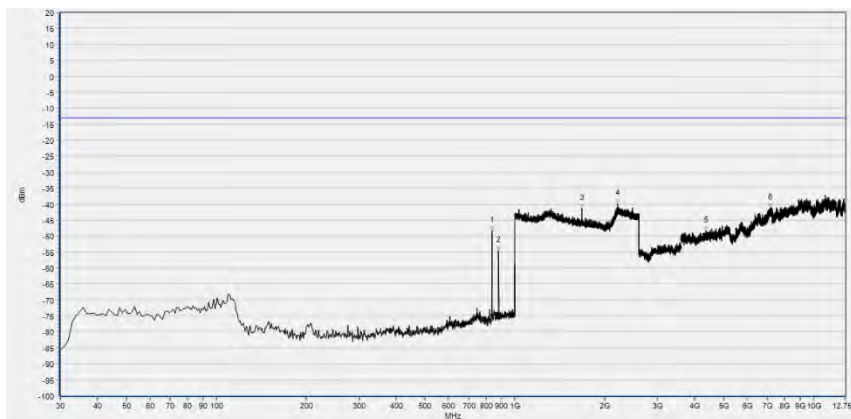
No.	Fre.(MHz)	PK (dBm)	Limit (dBm)	Antenna	Verdict
1	824.430	-40.22	-13.00	Vertical	N/A
2	869.050	-52.64	-13.00	Vertical	N/A
3	1647.939	-42.30	-13.00	Vertical	PASS
4	3618.876	-48.47	-13.00	Vertical	PASS
5	6376.487	-42.89	-13.00	Vertical	PASS
6	9495.872	-38.71	-13.00	Vertical	PASS



GSM850(EDGE), Mid Channel



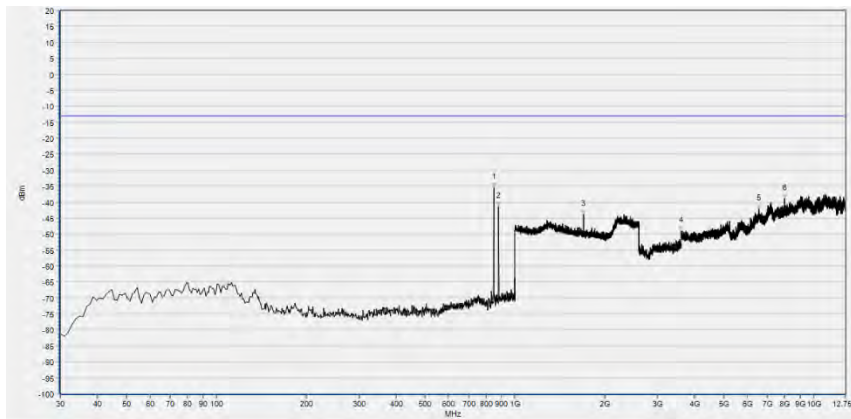
No.	Fre.(MHz)	PK (dBm)	Limit (dBm)	Antenna	Verdict
1	836.070	-40.98	-13.00	Horizontal	N/A
2	881.660	-41.36	-13.00	Horizontal	N/A
3	1672.909	-40.15	-13.00	Horizontal	PASS
4	3345.699	-48.80	-13.00	Horizontal	PASS
5	3908.665	-47.93	-13.00	Horizontal	PASS
6	7177.560	-40.29	-13.00	Horizontal	PASS



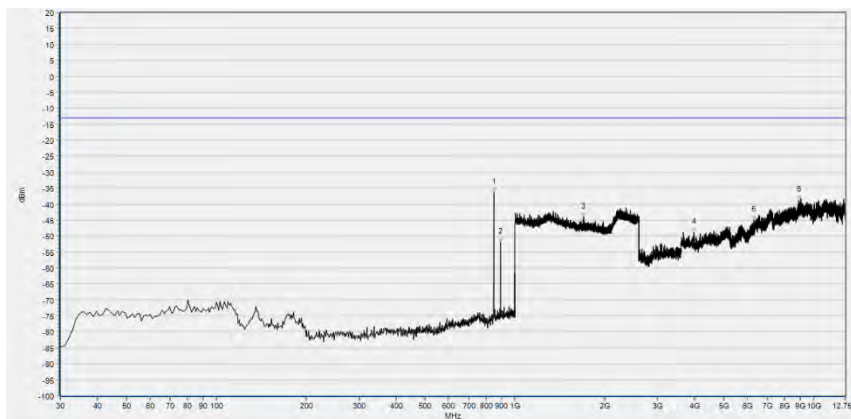
No.	Fre.(MHz)	PK (dBm)	Limit (dBm)	Antenna	Verdict
1	836.070	-48.28	-13.00	Vertical	N/A
2	881.660	-54.60	-13.00	Vertical	N/A
3	1672.909	-41.46	-13.00	Vertical	PASS
4	2199.840	-39.85	-13.00	Vertical	PASS
5	4364.575	-48.45	-13.00	Vertical	PASS
6	7153.564	-41.29	-13.00	Vertical	PASS



GSM850(EDGE), High Channel



No.	Fre.(MHz)	PK (dBm)	Limit (dBm)	Antenna	Verdict
1	848.680	-35.38	-13.00	Horizontal	N/A
2	881.660	-41.39	-13.00	Horizontal	N/A
3	1697.239	-43.87	-13.00	Horizontal	PASS
4	3605.956	-49.04	-13.00	Horizontal	PASS
5	6566.603	-42.17	-13.00	Horizontal	PASS
6	7978.632	-39.05	-13.00	Horizontal	PASS

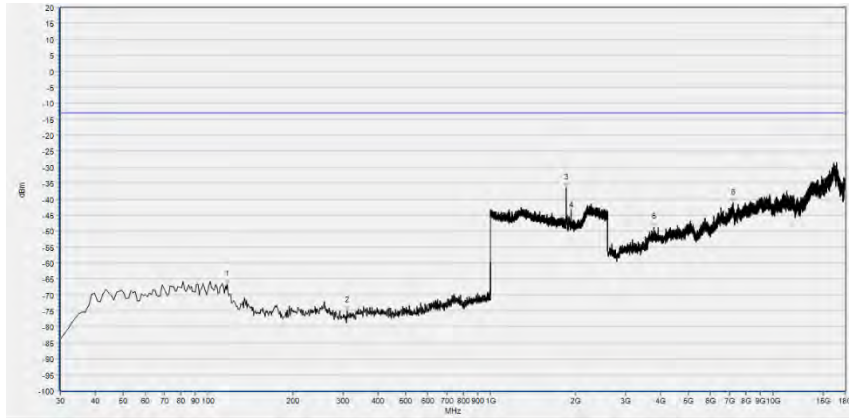


No.	Fre.(MHz)	PK (dBm)	Limit (dBm)	Antenna	Verdict
1	848.680	-36.37	-13.00	Vertical	N/A
2	894.270	-52.05	-13.00	Vertical	N/A
3	1697.239	-44.08	-13.00	Vertical	PASS
4	3980.651	-48.93	-13.00	Vertical	PASS
5	6313.730	-45.12	-13.00	Vertical	PASS
6	8905.219	-38.83	-13.00	Vertical	PASS

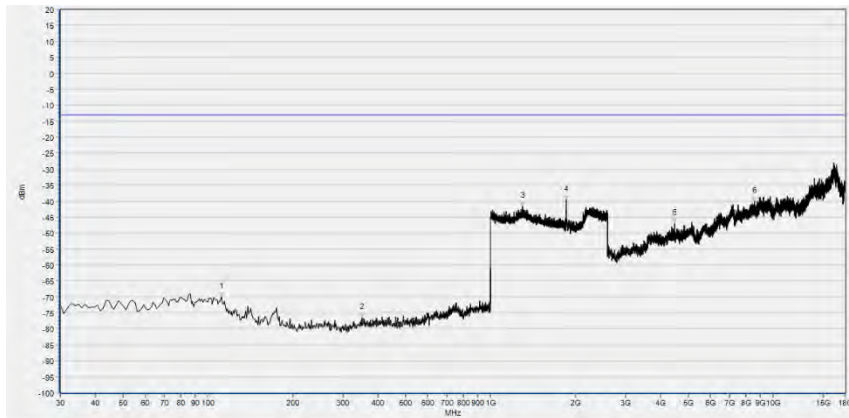




GSM1900(EDGE), Low Channel



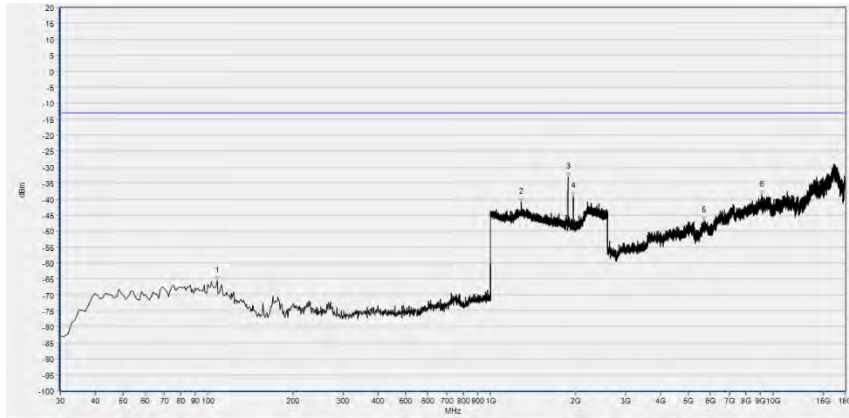
No.	Fre.(MHz)	PK (dBm)	Limit (dBm)	Antenna	Verdict
1	117.300	-66.81	-13.00	Horizontal	PASS
2	311.300	-75.05	-13.00	Horizontal	PASS
3	1850.260	-36.61	-13.00	Horizontal	N/A
4	1930.292	-43.54	-13.00	Horizontal	N/A
5	3790.216	-48.92	-13.00	Horizontal	PASS
6	7218.040	-41.13	-13.00	Horizontal	PASS



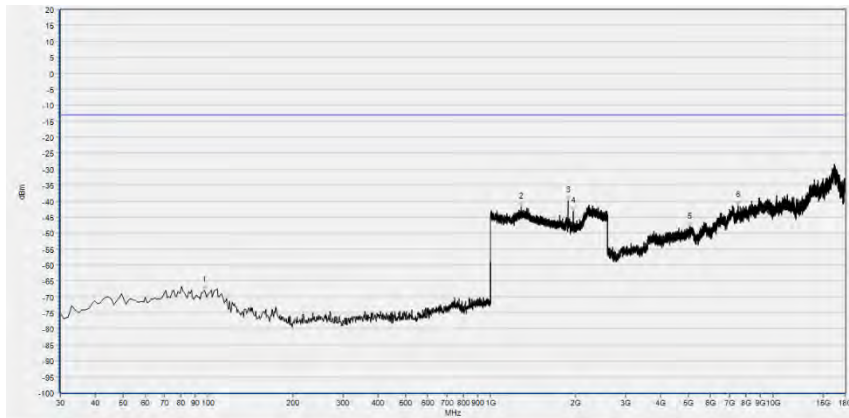
No.	Fre.(MHz)	PK (dBm)	Limit (dBm)	Antenna	Verdict
1	111.480	-70.10	-13.00	Vertical	PASS
2	351.070	-76.56	-13.00	Vertical	PASS
3	1295.798	-41.71	-13.00	Vertical	PASS
4	1850.260	-39.62	-13.00	Vertical	N/A
5	4479.142	-47.11	-13.00	Vertical	PASS
6	8576.287	-40.14	-13.00	Vertical	PASS



GSM1900(EDGE), Mid Channel



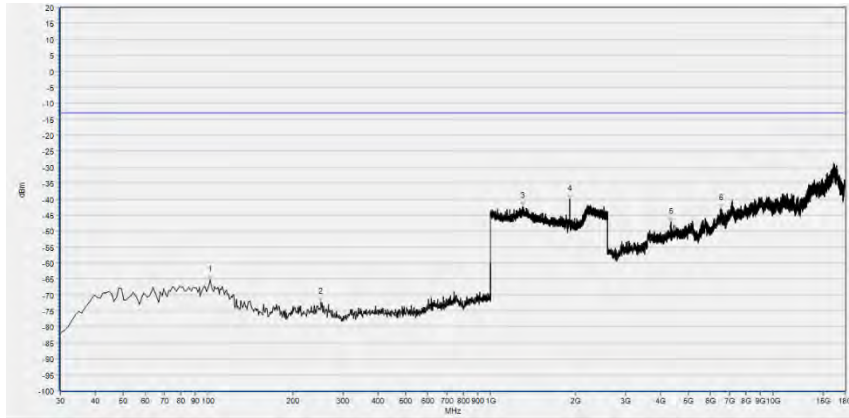
No.	Fre.(MHz)	PK (dBm)	Limit (dBm)	Antenna	Verdict
1	107.600	-65.69	-13.00	Horizontal	PASS
2	1287.475	-41.11	-13.00	Horizontal	PASS
3	1879.712	-33.11	-13.00	Horizontal	N/A
4	1959.744	-39.25	-13.00	Horizontal	N/A
5	5694.563	-46.87	-13.00	Horizontal	PASS
6	9133.588	-38.66	-13.00	Horizontal	PASS



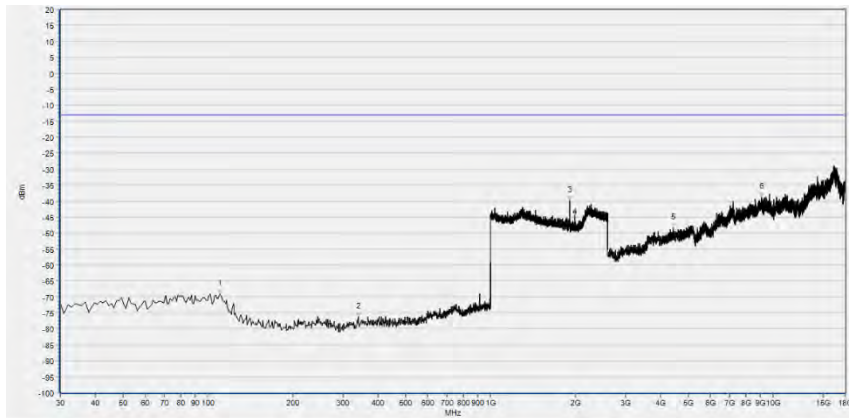
No.	Fre.(MHz)	PK (dBm)	Limit (dBm)	Antenna	Verdict
1	96.930	-67.95	-13.00	Vertical	PASS
2	1281.713	-41.99	-13.00	Vertical	PASS
3	1880.352	-39.88	-13.00	Vertical	N/A
4	1959.744	-43.27	-13.00	Vertical	N/A
5	5075.650	-48.05	-13.00	Vertical	PASS
6	7517.694	-41.56	-13.00	Vertical	PASS



GSM1900(EDGD), High Channel



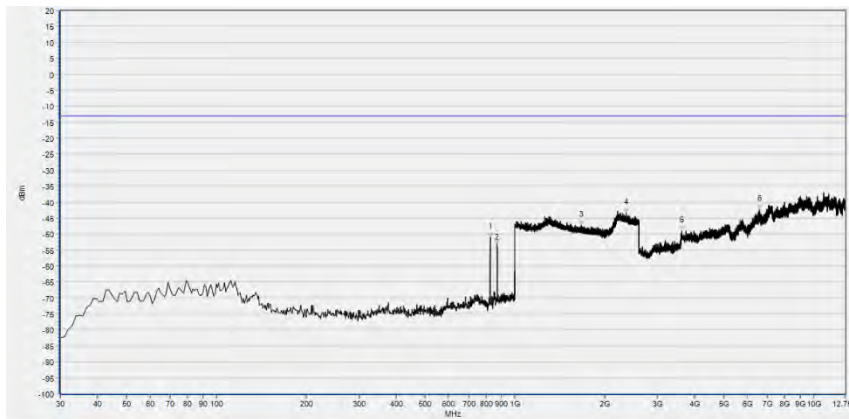
No.	Fre.(MHz)	PK (dBm)	Limit (dBm)	Antenna	Verdict
1	101.780	-65.43	-13.00	Horizontal	PASS
2	251.160	-72.23	-13.00	Horizontal	PASS
3	1301.561	-42.27	-13.00	Horizontal	PASS
4	1909.804	-40.04	-13.00	Horizontal	N/A
5	4364.321	-47.33	-13.00	Horizontal	N/A
6	6557.119	-43.07	-13.00	Horizontal	PASS



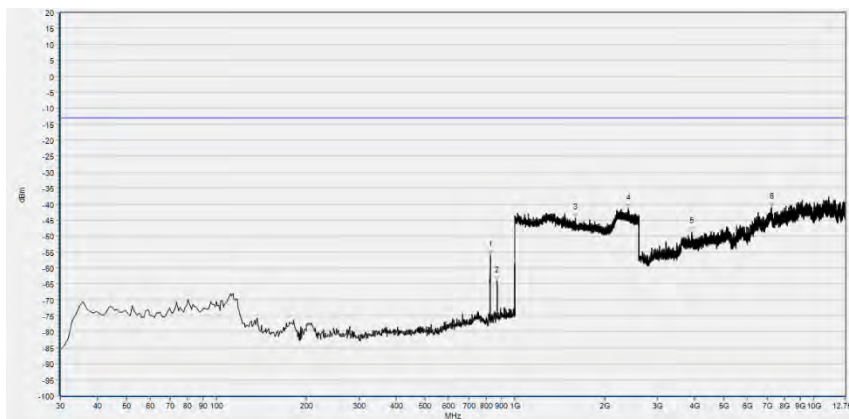
No.	Fre.(MHz)	PK (dBm)	Limit (dBm)	Antenna	Verdict
1	110.510	-69.22	-13.00	Vertical	PASS
2	340.400	-76.40	-13.00	Vertical	PASS
3	1909.804	-39.81	-13.00	Vertical	N/A
4	1989.196	-44.29	-13.00	Vertical	N/A
5	4434.334	-48.48	-13.00	Vertical	PASS
6	9091.580	-38.86	-13.00	Vertical	PASS



WCDMA Band V(WCDMA), Low Channel



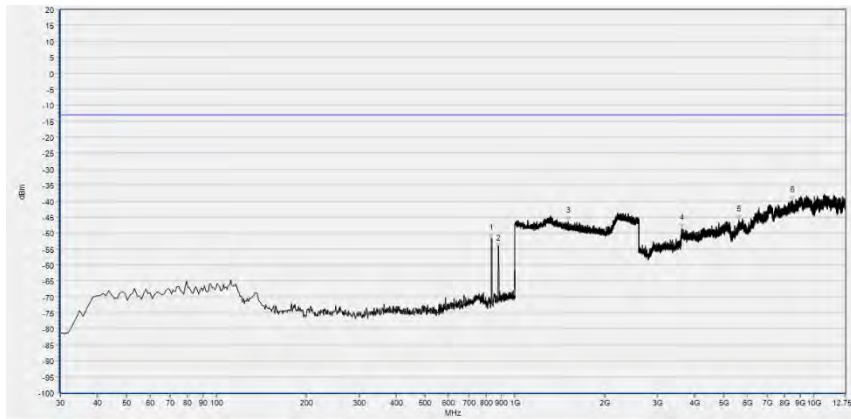
No.	Fre.(MHz)	PK (dBm)	Limit (dBm)	Antenna	Verdict
1	827.340	-51.08	-13.00	Horizontal	N/A
2	871.960	-53.29	-13.00	Horizontal	N/A
3	1669.068	-47.32	-13.00	Horizontal	PASS
4	2353.501	-43.53	-13.00	Horizontal	PASS
5	3613.339	-49.04	-13.00	Horizontal	PASS
6	6583.215	-42.39	-13.00	Horizontal	PASS



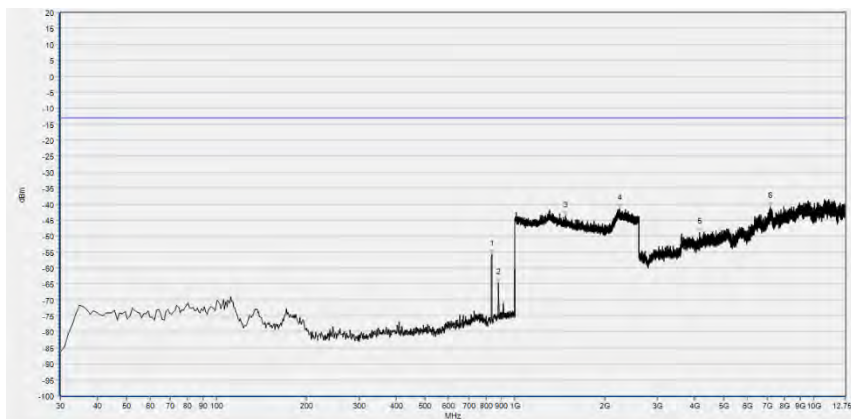
No.	Fre.(MHz)	PK (dBm)	Limit (dBm)	Antenna	Verdict
1	827.340	-55.88	-13.00	Vertical	N/A
2	870.990	-64.03	-13.00	Vertical	N/A
3	1590.956	-44.39	-13.00	Vertical	PASS
4	2392.557	-41.41	-13.00	Vertical	PASS
5	3904.974	-48.51	-13.00	Vertical	PASS
6	7216.321	-41.10	-13.00	Vertical	PASS



WCDMA Band V(WCDMA), Mid Channel



No.	Fre.(MHz)	PK (dBm)	Limit (dBm)	Antenna	Verdict
1	833.160	-51.78	-13.00	Horizontal	N/A
2	881.660	-54.52	-13.00	Horizontal	N/A
3	1507.083	-46.47	-13.00	Horizontal	PASS
4	3617.030	-48.71	-13.00	Horizontal	PASS
5	5623.404	-46.02	-13.00	Horizontal	PASS
6	8467.767	-39.84	-13.00	Horizontal	PASS

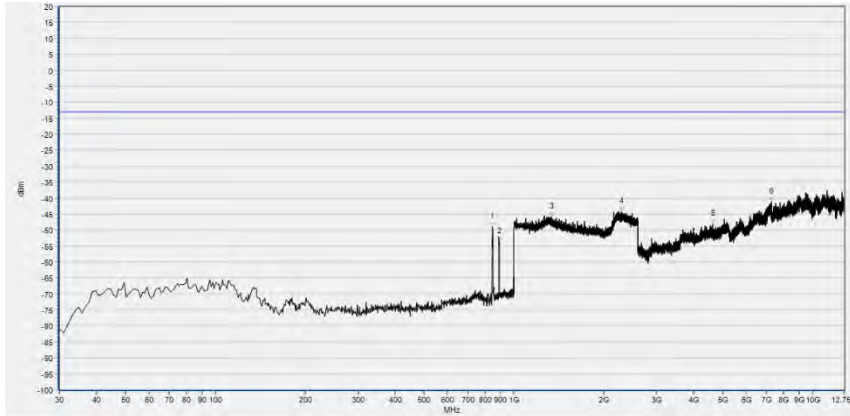


No.	Fre.(MHz)	PK (dBm)	Limit (dBm)	Antenna	Verdict
1	835.100	-55.86	-13.00	Vertical	PASS
2	880.690	-64.61	-13.00	Vertical	PASS
3	1475.710	-43.67	-13.00	Vertical	PASS
4	2235.694	-41.46	-13.00	Vertical	PASS
5	4139.389	-48.72	-13.00	Vertical	PASS
6	7172.022	-40.79	-13.00	Vertical	PASS

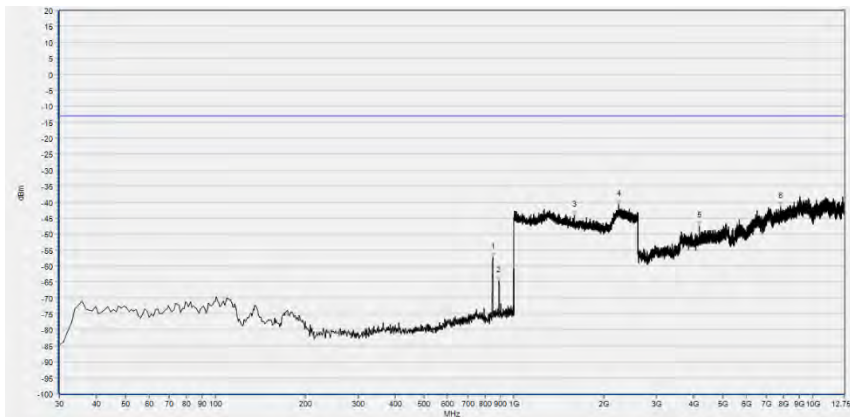




WCDMA Band V(WCDMA), High Channel



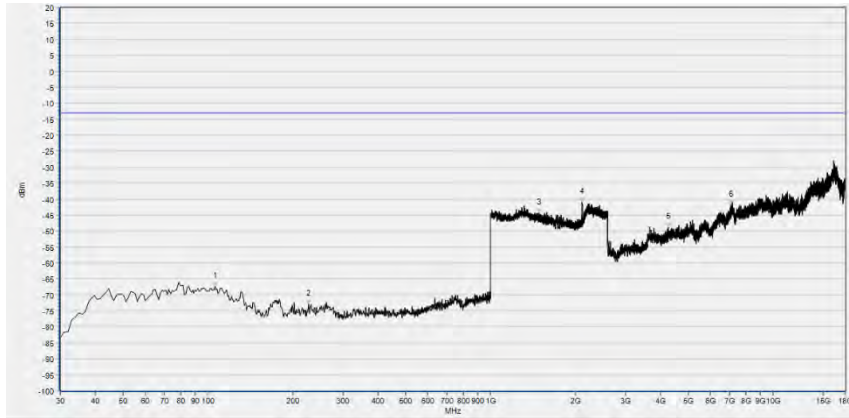
No.	Fre.(MHz)	PK (dBm)	Limit (dBm)	Antenna	Verdict
1	847.710	-49.03	-13.00	Horizontal	N/A
2	892.330	-53.71	-13.00	Horizontal	N/A
3	1336.134	-46.03	-13.00	Horizontal	PASS
4	2296.519	-44.46	-13.00	Horizontal	PASS
5	4621.140	-48.15	-13.00	Horizontal	PASS
6	7271.695	-41.14	-13.00	Horizontal	PASS



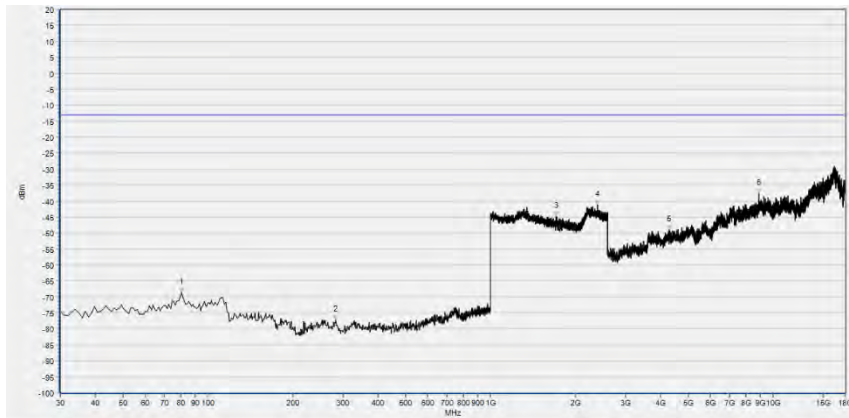
No.	Fre.(MHz)	PK (dBm)	Limit (dBm)	Antenna	Verdict
1	848.680	-57.27	-13.00	Vertical	N/A
2	891.360	-64.71	-13.00	Vertical	N/A
3	1589.036	-44.05	-13.00	Vertical	PASS
4	2242.737	-40.73	-13.00	Vertical	PASS
5	4176.305	-47.49	-13.00	Vertical	PASS
6	7799.591	-41.54	-13.00	Vertical	PASS



WCDMA Band IV(WCDMA), Low Channel



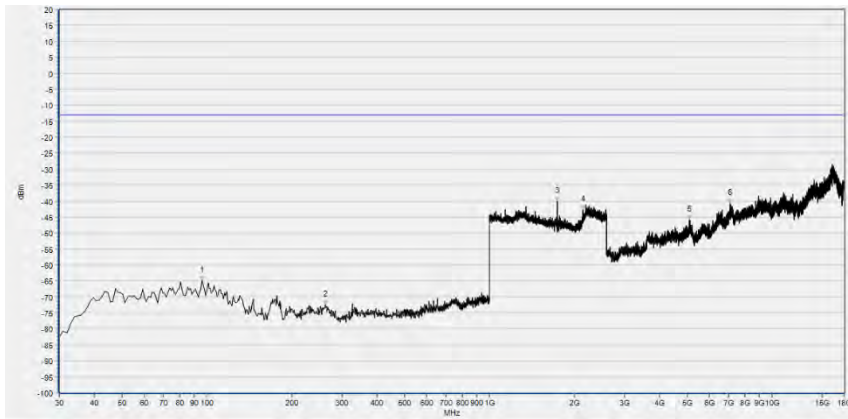
No.	Fre.(MHz)	PK (dBm)	Limit (dBm)	Antenna	Verdict
1	105.736	-67.30	-13.00	Horizontal	PASS
2	227.107	-73.05	-13.00	Horizontal	PASS
3	1482.641	-44.38	-13.00	Horizontal	PASS
4	2110.955	-41.06	-13.00	Horizontal	N/A
5	4255.776	-48.87	-13.00	Horizontal	PASS
6	7084.714	-41.96	-13.00	Horizontal	PASS



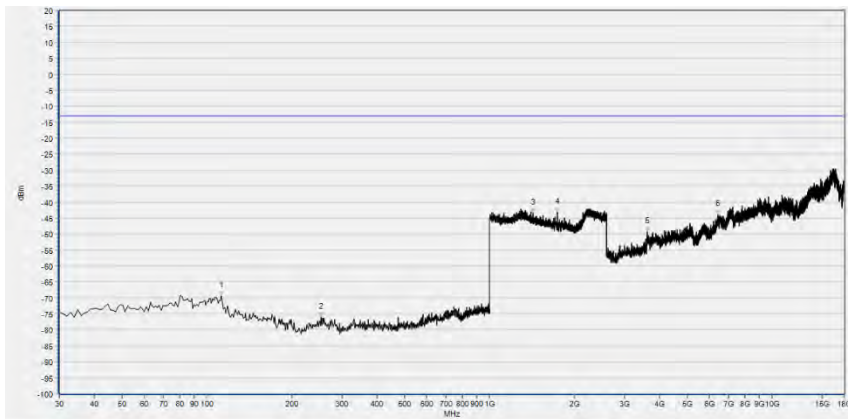
No.	Fre.(MHz)	PK (dBm)	Limit (dBm)	Antenna	Verdict
1	80.490	-68.79	-13.00	Vertical	PASS
2	283.423	-77.25	-13.00	Vertical	PASS
3	1712.356	-44.90	-13.00	Vertical	PASS
4	2388.694	-41.23	-13.00	Vertical	PASS
5	4276.313	-49.15	-13.00	Vertical	PASS
6	8927.888	-37.65	-13.00	Vertical	PASS



WCDMA Band IV(WCDMA), Mid Channel



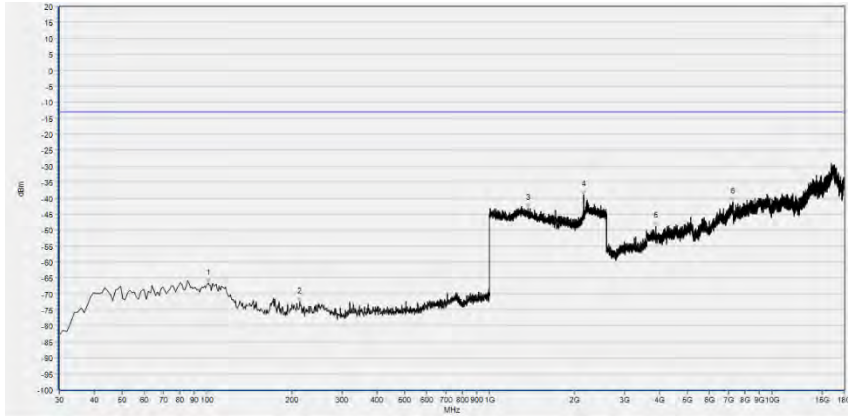
No.	Fre.(MHz)	PK (dBm)	Limit (dBm)	Antenna	Verdict
1	96.026	-64.84	-13.00	Horizontal	PASS
2	262.062	-72.62	-13.00	Horizontal	PASS
3	1738.769	-40.12	-13.00	Horizontal	N/A
4	2139.770	-42.86	-13.00	Horizontal	N/A
5	5095.216	-45.92	-13.00	Horizontal	PASS
6	7112.952	-40.75	-13.00	Horizontal	PASS



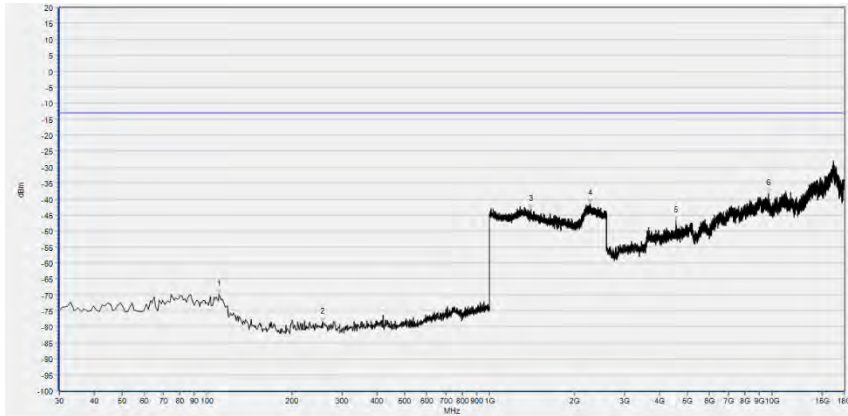
No.	Fre.(MHz)	PK (dBm)	Limit (dBm)	Antenna	Verdict
1	112.533	-69.40	-13.00	Vertical	PASS
2	253.323	-75.99	-13.00	Vertical	PASS
3	1424.212	-43.48	-13.00	Vertical	PASS
4	1737.969	-43.22	-13.00	Vertical	N/A
5	3608.868	-49.34	-13.00	Vertical	PASS
6	6427.538	-44.01	-13.00	Vertical	PASS



WCDMA Band IV(WCDMA), High Channel



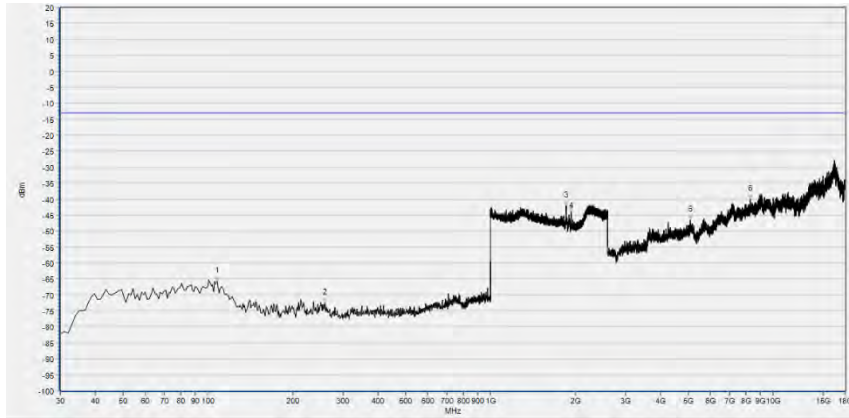
No.	Fre.(MHz)	PK (dBm)	Limit (dBm)	Antenna	Verdict
1	100.881	-66.70	-13.00	Horizontal	PASS
2	212.543	-72.42	-13.00	Horizontal	PASS
3	1372.186	-43.20	-13.00	Horizontal	PASS
4	2152.576	-39.05	-13.00	Horizontal	N/A
5	3880.980	-48.83	-13.00	Horizontal	PASS
6	7246.441	-41.25	-13.00	Horizontal	PASS



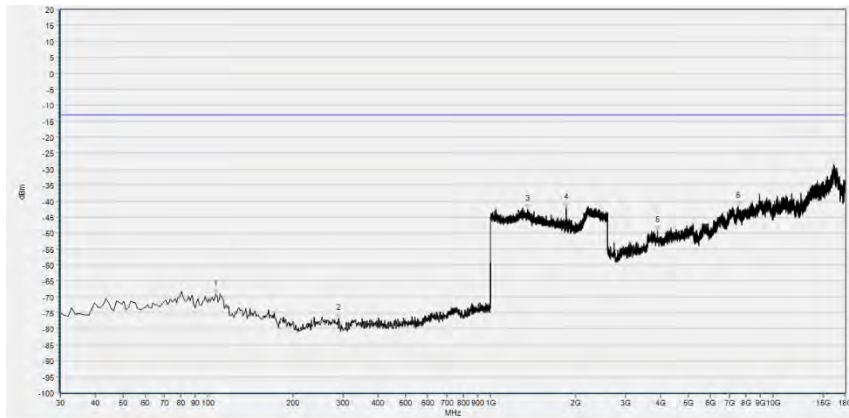
No.	Fre.(MHz)	PK (dBm)	Limit (dBm)	Antenna	Verdict
1	110.591	-69.75	-13.00	Vertical	PASS
2	256.236	-78.66	-13.00	Vertical	PASS
3	1402.601	-43.30	-13.00	Vertical	PASS
4	2268.634	-41.34	-13.00	Vertical	PASS
5	4558.693	-46.80	-13.00	Vertical	PASS
6	9713.419	-38.34	-13.00	Vertical	PASS



WCDMA Band II(WCDMA), Low Channel



No.	Fre.(MHz)	PK (dBm)	Limit (dBm)	Antenna	Verdict
1	107.600	-65.80	-13.00	Horizontal	PASS
2	259.890	-72.54	-13.00	Horizontal	PASS
3	1850.900	-42.04	-13.00	Horizontal	N/A
4	1932.853	-44.00	-13.00	Horizontal	N/A
5	5092.453	-46.69	-13.00	Horizontal	PASS
6	8299.036	-40.17	-13.00	Horizontal	PASS

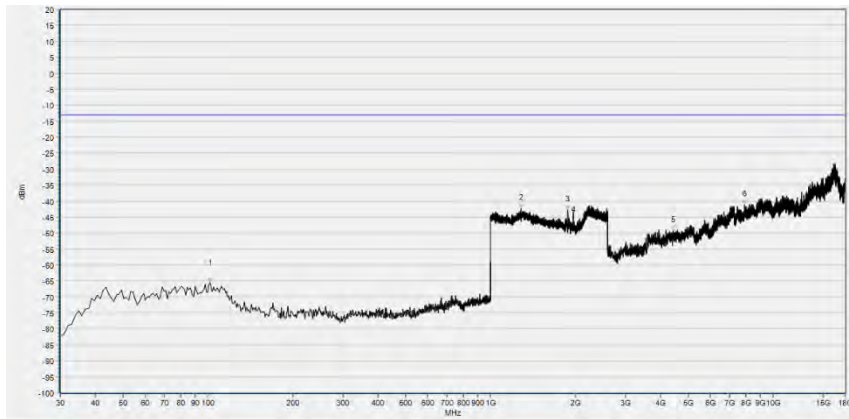


No.	Fre.(MHz)	PK (dBm)	Limit (dBm)	Antenna	Verdict
1	106.630	-69.08	-13.00	Vertical	PASS
2	289.960	-76.84	-13.00	Vertical	PASS
3	1350.860	-42.48	-13.00	Vertical	PASS
4	1851.541	-42.06	-13.00	Vertical	N/A
5	3896.636	-49.29	-13.00	Vertical	PASS
6	7531.697	-41.72	-13.00	Vertical	PASS

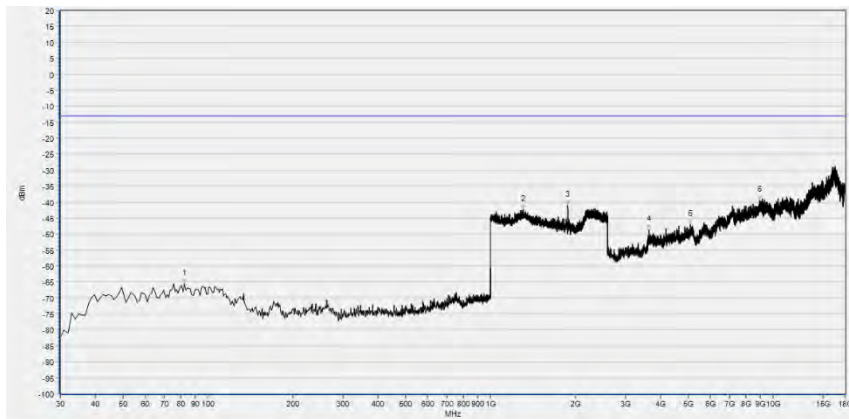




WCDMA Band II(WCDMA), Mid Channel



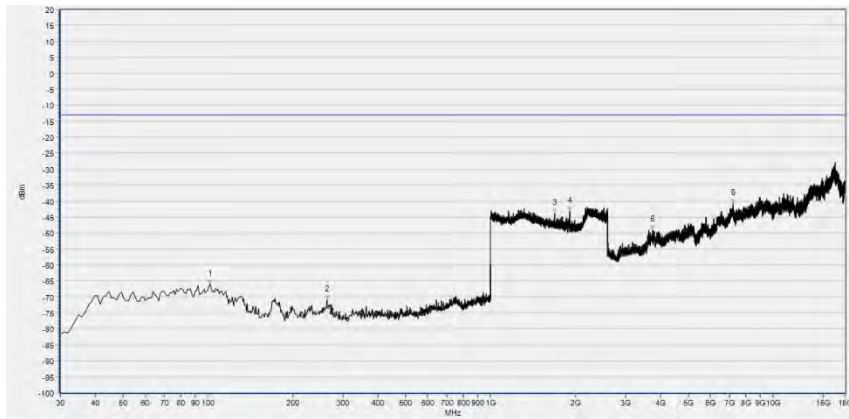
No.	Fre.(MHz)	PK (dBm)	Limit (dBm)	Antenna	Verdict
1	101.780	-65.60	-13.00	Horizontal	PASS
2	1281.072	-42.28	-13.00	Horizontal	PASS
3	1878.431	-42.88	-13.00	Horizontal	N/A
4	1959.104	-43.43	-13.00	Horizontal	N/A
5	4442.735	-49.33	-13.00	Horizontal	PASS
6	7909.765	-41.29	-13.00	Horizontal	PASS



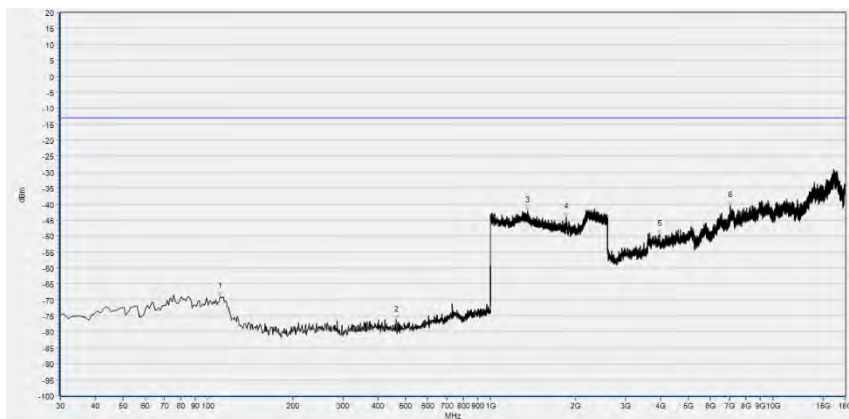
No.	Fre.(MHz)	PK (dBm)	Limit (dBm)	Antenna	Verdict
1	82.380	-65.68	-13.00	Vertical	PASS
2	1304.762	-42.29	-13.00	Vertical	PASS
3	1878.431	-41.09	-13.00	Vertical	N/A
4	3644.590	-48.50	-13.00	Vertical	PASS
5	5100.855	-46.98	-13.00	Vertical	PASS
6	8959.956	-39.50	-13.00	Vertical	PASS



WCDMA Band II(WCDMA), High Channel



No.	Fre.(MHz)	PK (dBm)	Limit (dBm)	Antenna	Verdict
1	101.780	-66.09	-13.00	Horizontal	PASS
2	263.770	-71.06	-13.00	Horizontal	PASS
3	1683.153	-43.86	-13.00	Horizontal	PASS
4	1908.523	-43.17	-13.00	Horizontal	N/A
5	3737.007	-48.97	-13.00	Horizontal	PASS
6	7204.037	-40.86	-13.00	Horizontal	PASS



No.	Fre.(MHz)	PK (dBm)	Limit (dBm)	Antenna	Verdict
1	110.510	-68.90	-13.00	Vertical	PASS
2	463.590	-76.23	-13.00	Vertical	PASS
3	1352.781	-42.18	-13.00	Vertical	PASS
4	1855.382	-44.21	-13.00	Vertical	PASS
5	3961.047	-49.57	-13.00	Vertical	PASS
6	7072.413	-40.46	-13.00	Vertical	PASS





## Annex A Test Uncertainty

Where relevant, the following measurement uncertainty levels have been estimated for test performed on the EUT as specified in CISPR 16-1-2:

Test items	Uncertainty
Output Power	$\pm 2.22\text{dB}$
Bandwidth	$\pm 5\%$
Conducted Spurious Emission	$\pm 2.77\text{ dB}$
Radiated Emission	$\pm 2.95\text{dB}$

This uncertainty represent an expanded uncertainty expressed at approximately the 95% confidence level using a coverage factor of  $k=2$





## Annex B Testing Laboratory Information

### 1. Identification of the Responsible Testing Laboratory

<b>Laboratory Name:</b>	Shenzhen Morlab Communications Technology Co., Ltd. Morlab Laboratory
<b>Laboratory Address:</b>	FL.3, Building A, FeiYang Science Park, No.8 LongChang Road, Block 67, BaoAn District, ShenZhen, GuangDong Province, P. R. China
<b>Telephone:</b>	+86 755 36698555
<b>Facsimile:</b>	+86 755 36698525

### 2. Identification of the Responsible Testing Location

<b>Name:</b>	Shenzhen Morlab Communications Technology Co., Ltd. Morlab Laboratory
<b>Address:</b>	FL.3, Building A, FeiYang Science Park, No.8 LongChang Road, Block 67, BaoAn District, ShenZhen, GuangDong Province, P. R. China

### 3. Facilities and Accreditations

All measurement facilities used to collect the measurement data are located at FL.3, Building A, FeiYang Science Park, Block 67, BaoAn District, Shenzhen, 518101 P. R. China. The test site is constructed in conformance with the requirements of ANSI C63.10-2013 and CISPR Publication 22; the FCC designation number is CN1192, the test firm registration number is 226174.





#### 4. Test Equipments Utilized

##### 4.1 Conducted Test Equipments

Equipment Name	Serial No.	Type	Manufacturer	Cal. Date	Due Date
Power Splitter	NW521	1506A	Weinschel	N/A	N/A
Attenuator 1	(N/A.)	10dB	Resnet	N/A	N/A
Attenuator 2	(N/A.)	3dB	Resnet	N/A	N/A
EXA Signal Analyzer	MY51511149	N9020A	Agilent	2021.07.26	2022.07.25
System Simulator	6200995016	MT8820C	Anritsu	2020.10.28	2021.10.27
RF cable (30MHz-26GHz)	CB01	RF01	Morlab	N/A	N/A
Coaxial cable	CB02	RF02	Morlab	N/A	N/A
SMA connector	CN01	RF03	HUBER-SUHNER	N/A	N/A
Temperature Chamber	HA06-21216 2-3-3-II	HUT705P	CHONGQING HANBA EXPERIMENTAL EQUIPMENT CO.,LTD	2020.10.26	2021.10.25
Computer	T430i	Think Pad	Lenovo	N/A	N/A





**4.2 Radiated Test Equipments**

Equipment Name	Serial No.	Type	Manufacturer	Cal. Date	Due Date
System Simulator	152038	CMW500	R&S	2020.11.19	2021.11.18
Receiver	MY54130016	N9038A	Agilent	2021.07.16	2022.07.15
Test Antenna - Bi-Log	9163-519	VULB 9163	Schwarzbeck	2019.05.24	2022.05.23
Test Antenna - Horn	9170C-531	BBHA9170	Schwarzbeck	2019.07.26	2022.07.25
Test Antenna - Horn	01774	BBHA 9120D	Schwarzbeck	2019.07.26	2022.07.25
Coaxial cable (N male) (9kHz-30MHz)	CB04	EMC04	Morlab	N/A	N/A
Coaxial cable (N male) (30MHz-26GHz)	CB02	EMC02	Morlab	N/A	N/A
Coaxial cable (N male) (30MHz-26GHz)	CB03	EMC03	Morlab	N/A	N/A
Coaxial cable (N male) (30MHz-40GHz)	CB05	EMC05	Morlab	N/A	N/A
1-18GHz pre-Amplifier	61171/61172	S020180L3203	Tonscend	2021.07.16	2022.07.15
18-26.5GHz pre-Amplifier	46732	S10M100L3802	Tonscend	2021.07.16	2022.07.15
26-40GHz pre-Amplifier	56774	S40M400L4002	Tonscend	2021.07.16	2022.07.15
Notch Filter	N/A	WRCG-GSM 850	Wainwright	2021.07.16	2022.07.15
Notch Filter	N/A	WRCG-GSM 1900	Wainwright	2021.07.16	2022.07.15
Notch Filter	N/A	WRCGV-W Band V	Wainwright	2021.07.16	2022.07.15
Notch Filter	N/A	WRCGV-W Band II	Wainwright	2021.07.16	2022.07.15





Equipment Name	Serial No.	Type	Manufacturer	Cal. Date	Due Date
Notch Filter	N/A	WRCGV-W Band IV	Wainwright	2021.07.16	2022.07.15
Anechoic Chamber	N/A	9m*6m*6m	CRT	2019.07.13	2022.07.12

\_\_\_\_\_ END OF REPORT \_\_\_\_\_

