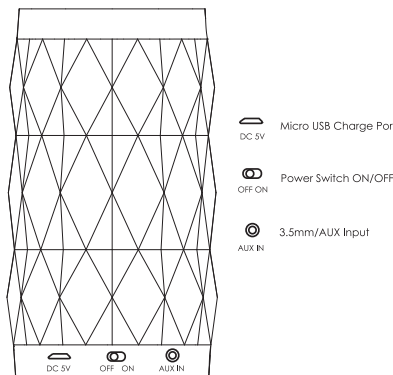
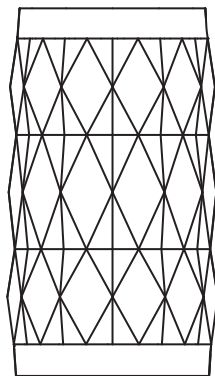


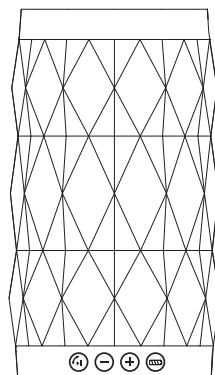
SOUND SPECTRUM BLUETOOTH® SPEAKER



DC 5V Micro USB Charge Port

OFF-ON Power Switch ON/OFF

AUX IN 3.5mm/AUX Input



In Bluetooth® mode, press this button to: Play / Pause / Answer / End / Cancel Dial.

In Bluetooth® mode, press this button to skip to previous song. This doesn't work in AUX mode. Hold button down longer to decrease the volume.

In Bluetooth® mode, press this button to skip to next song. This doesn't work in AUX mode. Hold button down longer to increase the volume.

Hold this button down to show remaining battery charge.

1

PACKAGE CONTENTS

- LED Bluetooth® Speaker
- 3.5mm Aux Cable
- Micro USB Charging Cable
- Operation Manual

KEY FEATURES

- Color flashing LED lights
- Compatible with most Bluetooth®-enabled devices
- Lightweight and portable design
- Great for travel
- Tap the top of speaker to change 8 different light modes.

SAFETY INSTRUCTIONS

Keep the unit away from heat sources, direct sunlight, humidity, water and any other liquids.

Do not operate the unit if it has been exposed to water, moisture or any other liquids to prevent against electric shock, explosion and/or injury to yourself and damage to the unit.

Do not use the unit if it has been dropped or damaged in any way.

Repairs to electrical equipment should only be performed by a qualified electrician. Improper repairs may place the user at serious risk.

Do not puncture or harm the exterior surface of the product in any way.

Keep the unit free from dust, lint, etc.

Do not use this unit for anything other than its intended use or purpose. Doing so may damage the device.

This product is not a toy. Keep out of reach of children.

Do not use the unit at excessive levels as this may damage hearing.

Do not expose batteries, battery pack, or installed batteries to excessive heat, such as direct sunlight, or open flame.

2

CHARGING THE SPEAKER

The speaker comes with a built-in rechargeable battery. Before using it for the first time, we recommend you charge the battery fully. Only use the supplied USB cable to charge the speaker.

Connect the USB cable to a computer USB port and the USB plug to the charging jack of the speaker. The red LED light will illuminate while the speaker is charging.

A full charge of the battery takes around 2-3.5 hours. When the battery is fully charged the red LED charging indicator lights will turn off. At this point, disconnect the speaker. The speaker will then be ready for use.

TURNING SPEAKER ON/OFF

Power ON: Slide the OFF/ON switch to the ON position.

Power OFF: Slide the OFF/ON switch to the OFF position.

To Connect:

1. Slide the OFF/ON switch to the ON position. You will hear the indication message "The Bluetooth® device is ready to pair."
2. On your device, make sure that Bluetooth® is enabled.
3. Search for "Sound Spectrum BT Speaker" within your Bluetooth® settings.
4. Once the speaker & your device are synced, you will hear the sound message "The Bluetooth® device is connected successfully." Repeat the previous steps if pairing is unsuccessful.

SPEAKER OPERATION

Connect the speaker via Bluetooth® or AUX cable.

To turn the lights ON/OFF, slide the OFF/ON switch to the ON position.

To change tracks, press the "-" and "+" buttons. This doesn't work in AUX mode.

To adjust volume, press and hold the "-" and "+" buttons.

3

Specifications:

Bluetooth® QDID: 39666
 Declaration ID: D022756
 Manufacturer Product Item: CB-335082
 SHENZHEN CLEVER BRIGHT IMP. & EXP. CO., LTD
 Range: Up to 33ft(10m)
 Frequency: 2402-2480MHz
 Battery: DC3.7V/1200mAh
 Speaker Output: 3W*1
 Charge Method: Micro USB Cable
 Charging Time: 4-5 hours
 PlayTime: 3 - 4 hours

4

- Do not expose battery to heat sources, extended direct sunlight or other high temperature environment.
- Avoid drops and excessive impacts to the battery.
- Do not disassemble, attempt to repair or replace any part of the housing or battery.
- Do not attempt to charge the battery using any other method, apparatus, or connections other than the device's charging cable.
- Never dispose of batteries in the garbage. This is unlawful under state and federal environmental laws and regulations. Always take used batteries to your local battery-recycling center.

5

FCC STATEMENT

1. This device complies with Part 15 of the FCC Rules. Operation is subject to the following two conditions:
 (1) This device may not cause harmful interference, and
 (2) This device must accept any interference received, including interference that may cause undesired operation.
2. Changes or modifications not expressly approved by the party responsible for compliance could void the user's authority to operate the equipment.

FCC Radiation Exposure Statement:

This equipment complies with FCC radiation exposure limits set forth for an uncontrolled environment. In order to avoid the possibility of exceeding the FCC radio frequency exposure limits, Human proximity to the antenna shall not be less than 20cm (8 inches) during normal operation.

NOTE: This equipment has been tested and found to comply with the limits for a Class B digital, pursuant to Part 15 or the FCC Rules. These limits are designed to provide reasonable protection against harmful interference in a residential installation. This equipment generates, uses and can radiate radio frequency energy and, if not installed and used in accordance with the instructions, may cause harmful interference to radio communications. However, there is no guarantee that interference will not occur in a particular installation. If the equipment does cause harmful interference to radio or television reception, which can be determined by turning the equipment off and on, the user is encouraged to try to correct the interference by one or more of the following measures:
 --- Reorient or relocate the receiving antenna.
 --- Increase the separation between the equipment and receiver.
 --- Connect the equipment into an outlet on a circuit different from that to which the receiver is connected.
 --- Consult the dealer or an experienced radio/TV technician for help.