

Test Plot 1#: GSM 850_Body Back_Low**DUT: Intelligent POS Terminal; Type: N910; Serial: 17081505416**

Communication System: Generic GPRS-4 slots; Frequency: 824.2 MHz; Duty Cycle: 1:2
Medium parameters used: $f = 824.2$ MHz; $\sigma = 0.956$ S/m; $\epsilon_r = 55.232$; $\rho = 1000$ kg/m³ ;
Phantom section: Flat Section

DASY5 Configuration:

- Probe: EX3DV4 - SN7329; ConvF(9.58, 9.58, 9.58); Calibrated: 2017/3/13;
- Sensor-Surface: 4mm (Mechanical Surface Detection)
- Electronics: DAE4 Sn1459; Calibrated: 2017/9/15
- Phantom: SAM (30deg probe tilt) with CRP v5.0_20150321; Type: QD000P40CD; Serial: TP:1874
- Measurement SW: DASY52, Version 52.8 (8);

Area Scan (101x121x1): Interpolated grid: dx=1.000 mm, dy=1.000 mm

Maximum value of SAR (interpolated) = 0.908 W/kg

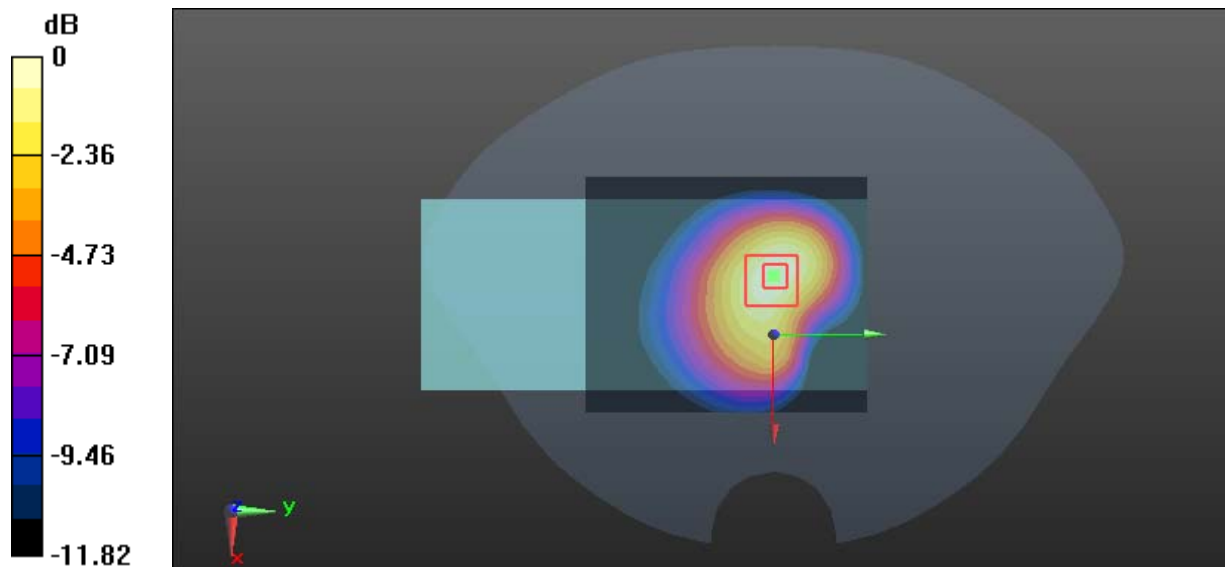
Zoom Scan (7x7x7)/Cube 0: Measurement grid: dx=5mm, dy=5mm, dz=5mm

Reference Value = 30.39 V/m; Power Drift = -0.18 dB

Peak SAR (extrapolated) = 1.24 W/kg

SAR(1 g) = 0.839 W/kg; SAR(10 g) = 0.541 W/kg

Maximum value of SAR (measured) = 0.919 W/kg



0 dB = 0.919 W/kg = -0.37 dBW/kg

Test Plot 2#: GSM 850_Body Back_Middle**DUT: Intelligent POS Terminal; Type: N910; Serial: 17081505416**

Communication System: Generic GPRS-4 slots; Frequency: 836.6 MHz; Duty Cycle: 1:2
Medium parameters used: $f = 836.6$ MHz; $\sigma = 0.97$ S/m; $\epsilon_r = 55.18$; $\rho = 1000$ kg/m³ ;
Phantom section: Flat Section

DASY5 Configuration:

- Probe: EX3DV4 - SN7329; ConvF(9.58, 9.58, 9.58); Calibrated: 2017/3/13;
- Sensor-Surface: 4mm (Mechanical Surface Detection)
- Electronics: DAE4 Sn1459; Calibrated: 2017/9/15
- Phantom: SAM (30deg probe tilt) with CRP v5.0_20150321; Type: QD000P40CD; Serial: TP:1874
- Measurement SW: DASY52, Version 52.8 (8);

Area Scan (101x121x1): Interpolated grid: dx=1.000 mm, dy=1.000 mm

Maximum value of SAR (interpolated) = 0.903 W/kg

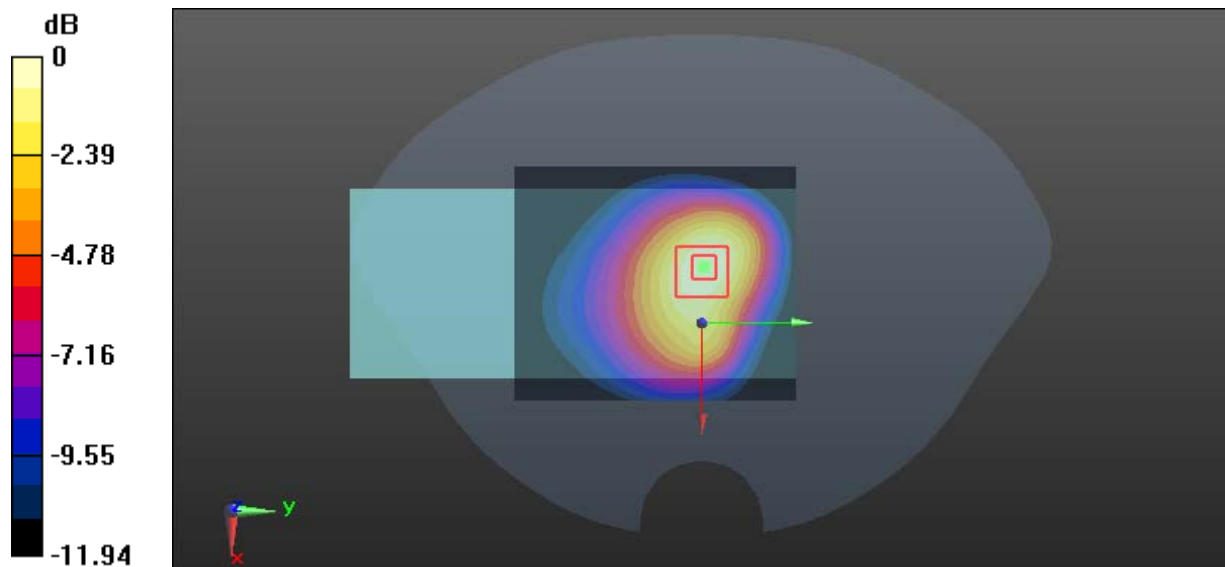
Zoom Scan (7x7x7)/Cube 0: Measurement grid: dx=5mm, dy=5mm, dz=5mm

Reference Value = 30.06 V/m; Power Drift = -0.14 dB

Peak SAR (extrapolated) = 1.16 W/kg

SAR(1 g) = 0.803 W/kg; SAR(10 g) = 0.526 W/kg

Maximum value of SAR (measured) = 0.879 W/kg



0 dB = 0.879 W/kg = -0.56 dBW/kg

Test Plot 3#: GSM 850_Body Back_High**DUT: Intelligent POS Terminal; Type: N910; Serial: 17081505416**

Communication System: Generic GPRS-4 slots; Frequency: 848.8 MHz; Duty Cycle: 1:2
Medium parameters used: $f = 848.8$ MHz; $\sigma = 0.996$ S/m; $\epsilon_r = 54.75$; $\rho = 1000$ kg/m³ ;
Phantom section: Flat Section

DASY5 Configuration:

- Probe: EX3DV4 - SN7329; ConvF(9.58, 9.58, 9.58); Calibrated: 2017/3/13;
- Sensor-Surface: 4mm (Mechanical Surface Detection)
- Electronics: DAE4 Sn1459; Calibrated: 2017/9/15
- Phantom: SAM (30deg probe tilt) with CRP v5.0_20150321; Type: QD000P40CD; Serial: TP:1874
- Measurement SW: DASY52, Version 52.8 (8);

Area Scan (101x121x1): Interpolated grid: dx=1.000 mm, dy=1.000 mm

Maximum value of SAR (interpolated) = 0.613 W/kg

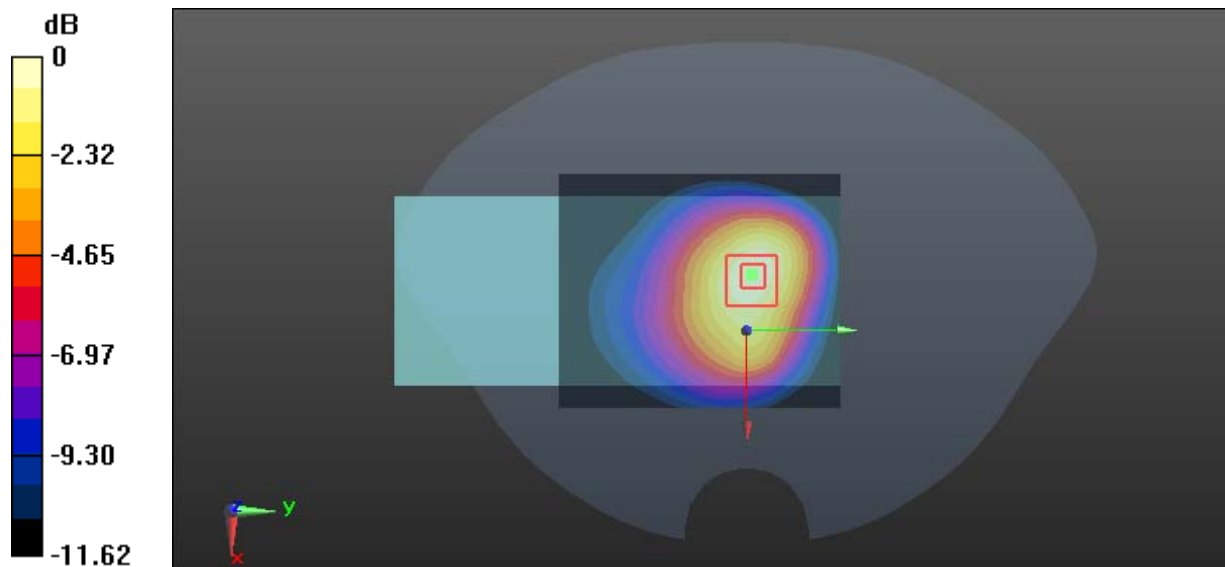
Zoom Scan (7x7x7)/Cube 0: Measurement grid: dx=5mm, dy=5mm, dz=5mm

Reference Value = 24.68 V/m; Power Drift = -0.11 dB

Peak SAR (extrapolated) = 0.810 W/kg

SAR(1 g) = 0.571 W/kg; SAR(10 g) = 0.379 W/kg

Maximum value of SAR (measured) = 0.620 W/kg



0 dB = 0.620 W/kg = -2.08 dBW/kg

Test Plot 4#: GSM 850_Handheld Left_Middle**DUT: Intelligent POS Terminal; Type: N910; Serial: 17081505416**

Communication System: Generic GPRS-4 slots; Frequency: 836.6 MHz; Duty Cycle: 1:2
Medium parameters used: $f = 836.6$ MHz; $\sigma = 0.97$ S/m; $\epsilon_r = 55.18$; $\rho = 1000$ kg/m³ ;
Phantom section: Flat Section

DASY5 Configuration:

- Probe: EX3DV4 - SN7329; ConvF(9.58, 9.58, 9.58); Calibrated: 2017/3/13;
- Sensor-Surface: 4mm (Mechanical Surface Detection)
- Electronics: DAE4 Sn1459; Calibrated: 2017/9/15
- Phantom: SAM (30deg probe tilt) with CRP v5.0_20150321; Type: QD000P40CD; Serial: TP:1874
- Measurement SW: DASY52, Version 52.8 (8);

Area Scan (101x121x1): Interpolated grid: dx=1.000 mm, dy=1.000 mm

Maximum value of SAR (interpolated) = 0.567 W/kg

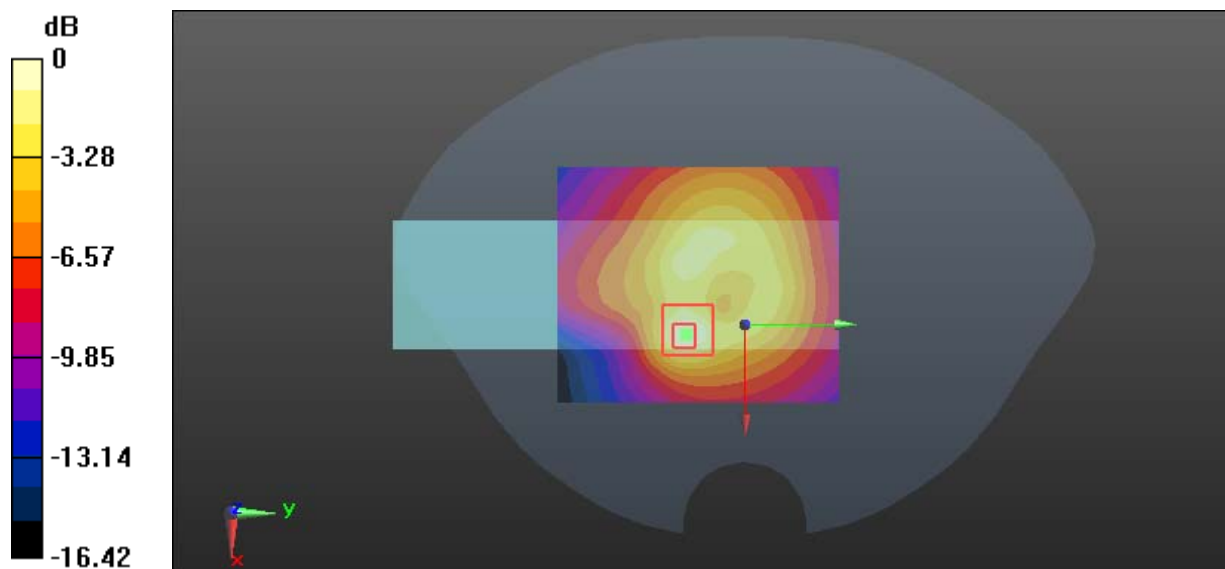
Zoom Scan (7x7x7)/Cube 0: Measurement grid: dx=5mm, dy=5mm, dz=5mm

Reference Value = 15.82 V/m; Power Drift = 0.12 dB

Peak SAR (extrapolated) = 1.69 W/kg

SAR(1 g) = 0.530 W/kg; SAR(10 g) = 0.233 W/kg

Maximum value of SAR (measured) = 0.582 W/kg



0 dB = 0.582 W/kg = -2.35 dBW/kg

Test Plot 5#: GSM 850_Handheld Right_Middle**DUT: Intelligent POS Terminal; Type: N910; Serial: 17081505416**

Communication System: Generic GPRS-4 slots; Frequency: 836.6 MHz; Duty Cycle: 1:2
Medium parameters used: $f = 836.6$ MHz; $\sigma = 0.97$ S/m; $\epsilon_r = 55.18$; $\rho = 1000$ kg/m³ ;
Phantom section: Flat Section

DASY5 Configuration:

- Probe: EX3DV4 - SN7329; ConvF(9.58, 9.58, 9.58); Calibrated: 2017/3/13;
- Sensor-Surface: 4mm (Mechanical Surface Detection)
- Electronics: DAE4 Sn1459; Calibrated: 2017/9/15
- Phantom: SAM (30deg probe tilt) with CRP v5.0_20150321; Type: QD000P40CD; Serial: TP:1874
- Measurement SW: DASY52, Version 52.8 (8);

Area Scan (101x121x1): Interpolated grid: dx=1.000 mm, dy=1.000 mm

Maximum value of SAR (interpolated) = 0.372 W/kg

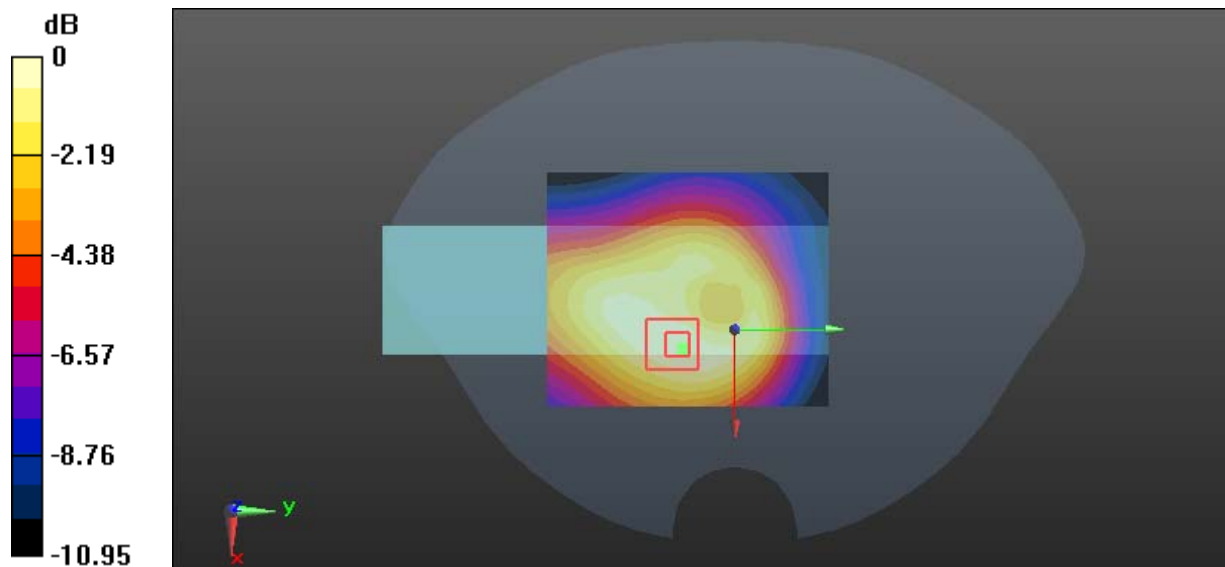
Zoom Scan (7x7x7)/Cube 0: Measurement grid: dx=5mm, dy=5mm, dz=5mm

Reference Value = 15.60 V/m; Power Drift = -0.05 dB

Peak SAR (extrapolated) = 0.464 W/kg

SAR(1 g) = 0.352 W/kg; SAR(10 g) = 0.254 W/kg

Maximum value of SAR (measured) = 0.379 W/kg



0 dB = 0.379 W/kg = -4.21 dBW/kg

Test Plot 6#: GSM 850_Handheld Top_Middle**DUT: Intelligent POS Terminal; Type: N910; Serial: 17081505416**

Communication System: Generic GPRS-4 slots; Frequency: 836.6 MHz; Duty Cycle: 1:2
Medium parameters used: $f = 836.6$ MHz; $\sigma = 0.97$ S/m; $\epsilon_r = 55.18$; $\rho = 1000$ kg/m³ ;
Phantom section: Flat Section

DASY5 Configuration:

- Probe: EX3DV4 - SN7329; ConvF(9.58, 9.58, 9.58); Calibrated: 2017/3/13;
- Sensor-Surface: 4mm (Mechanical Surface Detection)
- Electronics: DAE4 Sn1459; Calibrated: 2017/9/15
- Phantom: SAM (30deg probe tilt) with CRP v5.0_20150321; Type: QD000P40CD; Serial: TP:1874
- Measurement SW: DASY52, Version 52.8 (8);

Area Scan (101x121x1): Interpolated grid: dx=1.000 mm, dy=1.000 mm

Maximum value of SAR (interpolated) = 0.544 W/kg

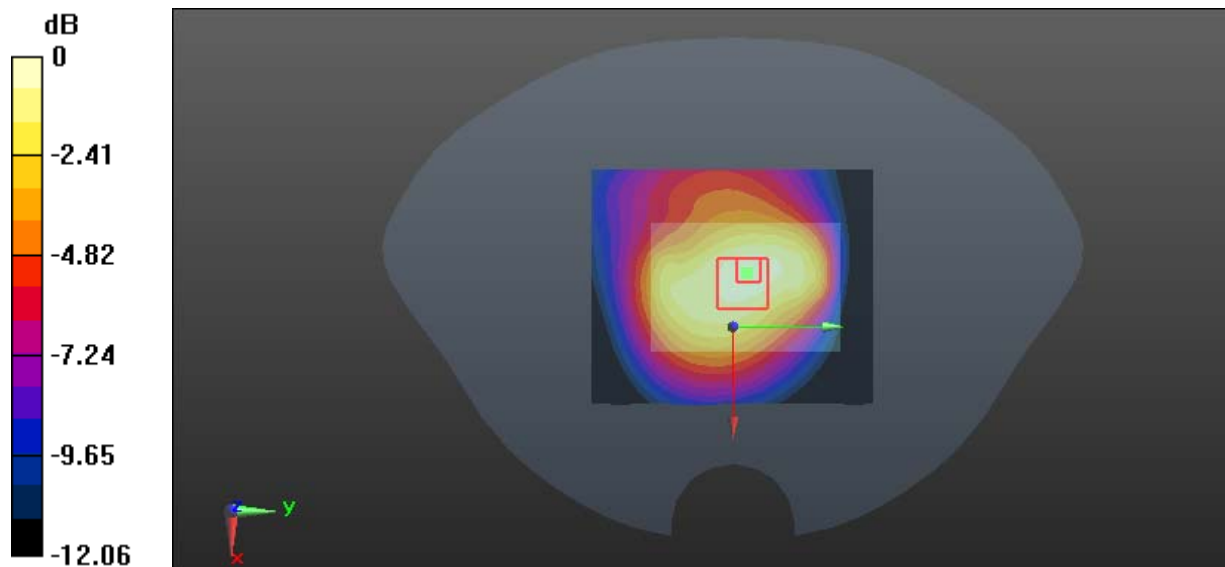
Zoom Scan (7x7x7)/Cube 0: Measurement grid: dx=5mm, dy=5mm, dz=5mm

Reference Value = 23.85 V/m; Power Drift = -0.15 dB

Peak SAR (extrapolated) = 0.847 W/kg

SAR(1 g) = 0.516 W/kg; SAR(10 g) = 0.332 W/kg

Maximum value of SAR (measured) = 0.563 W/kg



Test Plot 7#: GSM 1900_Body Back_Middle**DUT: Intelligent POS Terminal; Type: N910; Serial: 17081505416**

Communication System: Generic GPRS-4 slots; Frequency: 1880 MHz; Duty Cycle: 1:2
Medium parameters used: $f = 1880$ MHz; $\sigma = 1.523$ S/m; $\epsilon_r = 53.304$; $\rho = 1000$ kg/m³ ;
Phantom section: Flat Section

DASY5 Configuration:

- Probe: EX3DV4 - SN7329; ConvF(7.77, 7.77, 7.77); Calibrated: 2017/3/13;
- Sensor-Surface: 4mm (Mechanical Surface Detection)
- Electronics: DAE4 Sn1459; Calibrated: 2017/9/15
- Phantom: SAM (30deg probe tilt) with CRP v5.0_20150321; Type: QD000P40CD; Serial: TP:1874
- Measurement SW: DASY52, Version 52.8 (8);

Area Scan (101x121x1): Interpolated grid: dx=1.000 mm, dy=1.000 mm

Maximum value of SAR (interpolated) = 0.708 W/kg

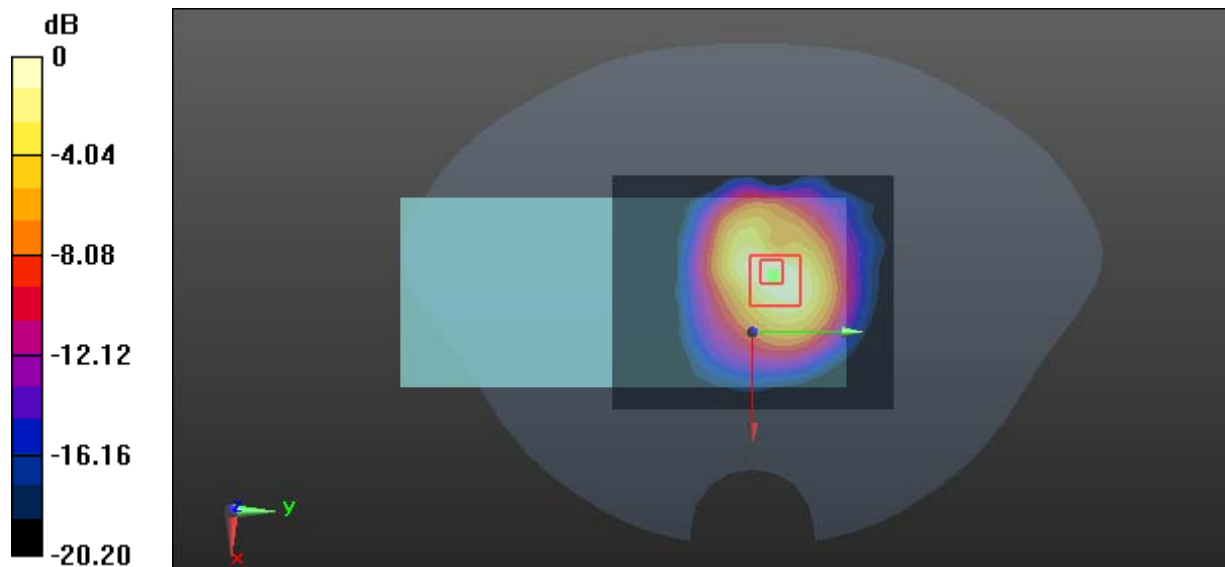
Zoom Scan (7x7x7)/Cube 0: Measurement grid: dx=5mm, dy=5mm, dz=5mm

Reference Value = 15.23 V/m; Power Drift = 0.00 dB

Peak SAR (extrapolated) = 1.42 W/kg

SAR(1 g) = 0.602 W/kg; SAR(10 g) = 0.294 W/kg

Maximum value of SAR (measured) = 0.667 W/kg



0 dB = 0.667 W/kg = -1.76 dBW/kg

Test Plot 8#: GSM 1900_Handheld Left_Middle**DUT: Intelligent POS Terminal; Type: N910; Serial: 17081505416**

Communication System: Generic GPRS-4 slots; Frequency: 1880 MHz; Duty Cycle: 1:2
Medium parameters used: $f = 1880$ MHz; $\sigma = 1.523$ S/m; $\epsilon_r = 53.304$; $\rho = 1000$ kg/m³ ;
Phantom section: Flat Section

DASY5 Configuration:

- Probe: EX3DV4 - SN7329; ConvF(7.77, 7.77, 7.77); Calibrated: 2017/3/13;
- Sensor-Surface: 4mm (Mechanical Surface Detection)
- Electronics: DAE4 Sn1459; Calibrated: 2017/9/15
- Phantom: SAM (30deg probe tilt) with CRP v5.0_20150321; Type: QD000P40CD; Serial: TP:1874
- Measurement SW: DASY52, Version 52.8 (8);

Area Scan (101x121x1): Interpolated grid: dx=1.000 mm, dy=1.000 mm

Maximum value of SAR (interpolated) = 0.0825 W/kg

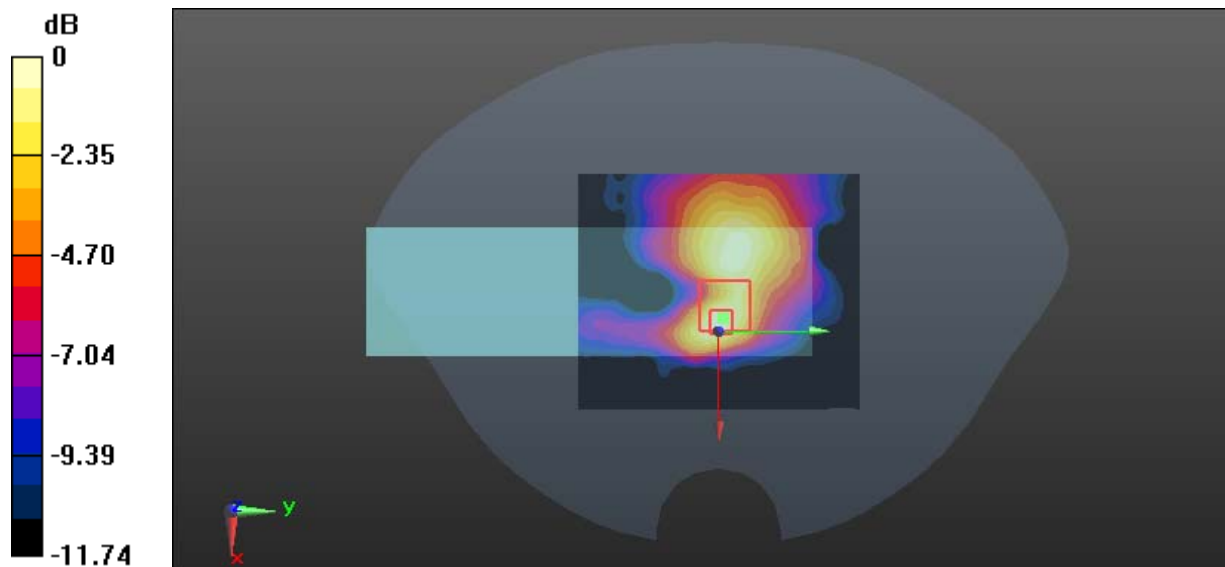
Zoom Scan (7x7x7)/Cube 0: Measurement grid: dx=5mm, dy=5mm, dz=5mm

Reference Value = 5.142 V/m; Power Drift = 0.20 dB

Peak SAR (extrapolated) = 0.169 W/kg

SAR(1 g) = 0.071 W/kg; SAR(10 g) = 0.031 W/kg

Maximum value of SAR (measured) = 0.0847 W/kg



0 dB = 0.0847 W/kg = -10.72 dBW/kg

Test Plot 9#: GSM 1900_Handheld Right_Middle**DUT: Intelligent POS Terminal; Type: N910; Serial: 17081505416**

Communication System: Generic GPRS-4 slots; Frequency: 1880 MHz; Duty Cycle: 1:2
Medium parameters used: $f = 1880$ MHz; $\sigma = 1.523$ S/m; $\epsilon_r = 53.304$; $\rho = 1000$ kg/m³ ;
Phantom section: Flat Section

DASY5 Configuration:

- Probe: EX3DV4 - SN7329; ConvF(7.77, 7.77, 7.77); Calibrated: 2017/3/13;
- Sensor-Surface: 4mm (Mechanical Surface Detection)
- Electronics: DAE4 Sn1459; Calibrated: 2017/9/15
- Phantom: SAM (30deg probe tilt) with CRP v5.0_20150321; Type: QD000P40CD; Serial: TP:1874
- Measurement SW: DASY52, Version 52.8 (8);

Area Scan (101x121x1): Interpolated grid: dx=1.000 mm, dy=1.000 mm

Maximum value of SAR (interpolated) = 0.0835 W/kg

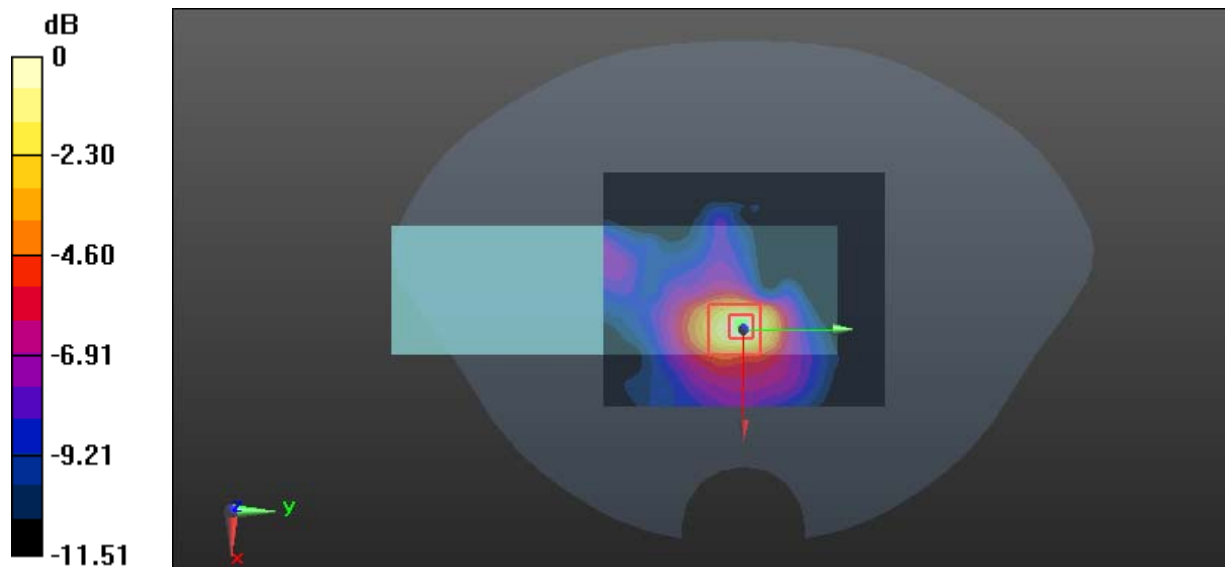
Zoom Scan (7x7x7)/Cube 0: Measurement grid: dx=5mm, dy=5mm, dz=5mm

Reference Value = 3.460 V/m; Power Drift = -0.12 dB

Peak SAR (extrapolated) = 0.136 W/kg

SAR(1 g) = 0.076 W/kg; SAR(10 g) = 0.035 W/kg

Maximum value of SAR (measured) = 0.0880 W/kg



0 dB = 0.0880 W/kg = -10.56 dBW/kg

Test Plot 10#: GSM 1900_Handheld Top_Middle**DUT: Intelligent POS Terminal; Type: N910; Serial: 17081505416**

Communication System: Generic GPRS-4 slots; Frequency: 1880 MHz; Duty Cycle: 1:2
Medium parameters used: $f = 1880$ MHz; $\sigma = 1.523$ S/m; $\epsilon_r = 53.304$; $\rho = 1000$ kg/m³ ;
Phantom section: Flat Section

DASY5 Configuration:

- Probe: EX3DV4 - SN7329; ConvF(7.77, 7.77, 7.77); Calibrated: 2017/3/13;
- Sensor-Surface: 4mm (Mechanical Surface Detection)
- Electronics: DAE4 Sn1459; Calibrated: 2017/9/15
- Phantom: SAM (30deg probe tilt) with CRP v5.0_20150321; Type: QD000P40CD; Serial: TP:1874
- Measurement SW: DASY52, Version 52.8 (8);

Area Scan (101x121x1): Interpolated grid: dx=1.000 mm, dy=1.000 mm

Maximum value of SAR (interpolated) = 0.0802 W/kg

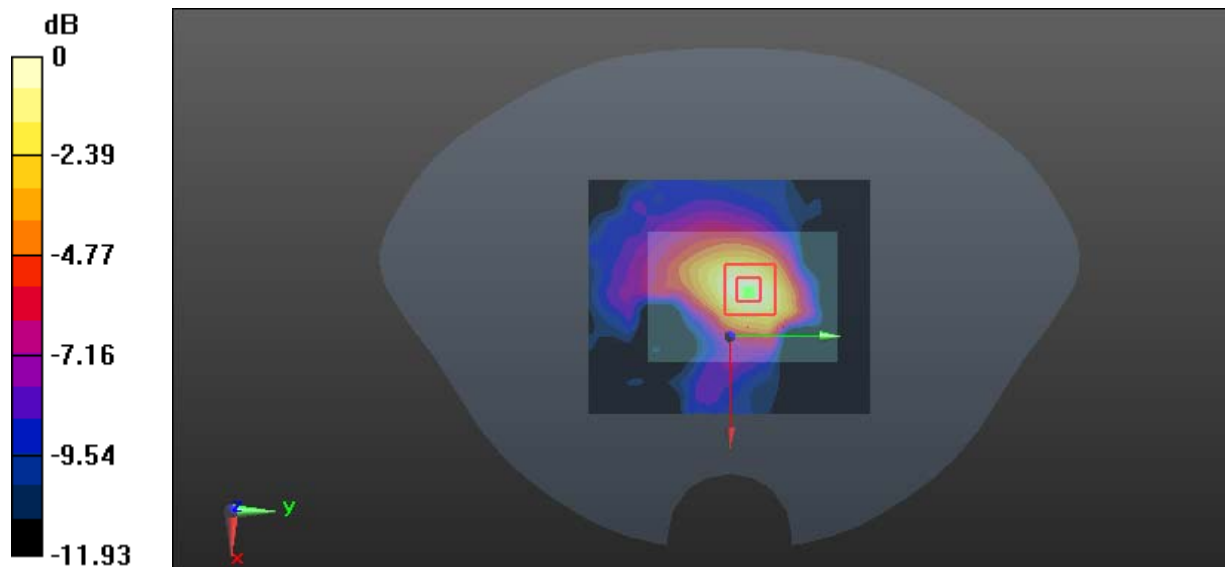
Zoom Scan (7x7x7)/Cube 0: Measurement grid: dx=5mm, dy=5mm, dz=5mm

Reference Value = 6.649 V/m; Power Drift = 0.10 dB

Peak SAR (extrapolated) = 0.110 W/kg

SAR(1 g) = 0.070 W/kg; SAR(10 g) = 0.036 W/kg

Maximum value of SAR (measured) = 0.0811 W/kg



0 dB = 0.0811 W/kg = -10.91 dBW/kg

Test Plot 11#: WCDMA Band 2_Body Back_Low**DUT: Intelligent POS Terminal; Type: N910; Serial: 17081505416**

Communication System: Generic WCDMA; Frequency: 1852.4 MHz; Duty Cycle: 1:1
Medium parameters used: $f = 1852.4$ MHz; $\sigma = 1.525$ S/m; $\epsilon_r = 52.87$; $\rho = 1000$ kg/m³ ;
Phantom section: Flat Section

DASY5 Configuration:

- Probe: EX3DV4 - SN7329; ConvF(7.77, 7.77, 7.77); Calibrated: 2017/3/13;
- Sensor-Surface: 4mm (Mechanical Surface Detection)
- Electronics: DAE4 Sn1459; Calibrated: 2017/9/15
- Phantom: SAM (30deg probe tilt) with CRP v5.0_20150321; Type: QD000P40CD; Serial: TP:1874
- Measurement SW: DASY52, Version 52.8 (8);

Area Scan (101x121x1): Interpolated grid: dx=1.000 mm, dy=1.000 mm

Maximum value of SAR (interpolated) = 1.64 W/kg

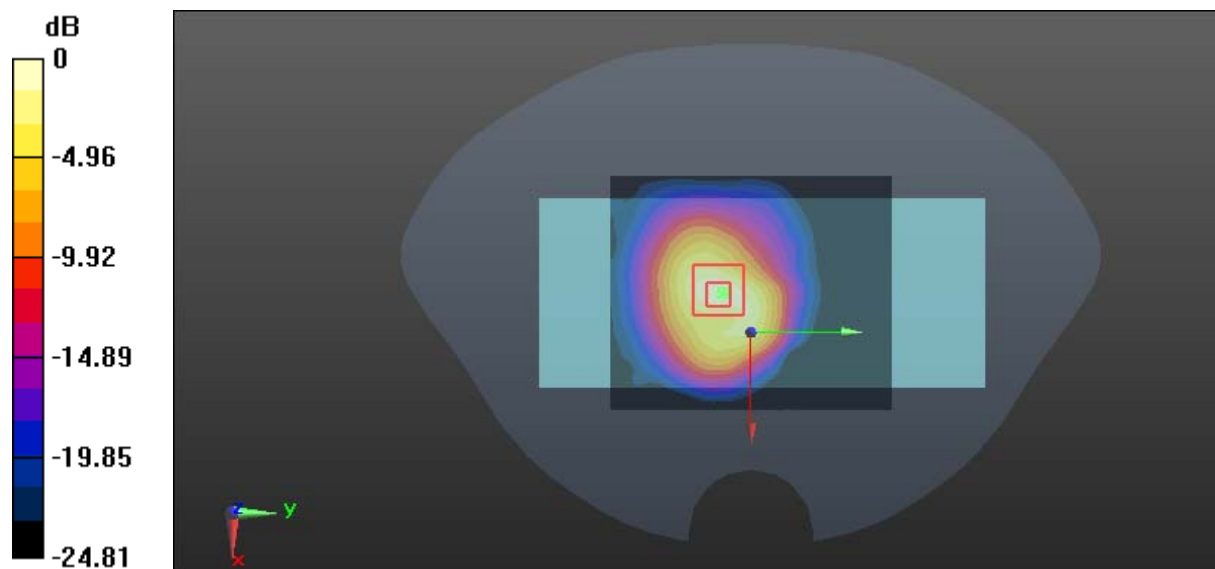
Zoom Scan (7x7x7)/Cube 0: Measurement grid: dx=5mm, dy=5mm, dz=5mm

Reference Value = 24.51 V/m; Power Drift = -0.11 dB

Peak SAR (extrapolated) = 4.07 W/kg

SAR(1 g) = 1.27 W/kg; SAR(10 g) = 0.604 W/kg

Maximum value of SAR (measured) = 1.68 W/kg



0 dB = 1.68 W/kg = 2.25 dBW/kg

Test Plot 12#: WCDMA Band 2_Body Back_Middle**DUT: Intelligent POS Terminal; Type: N910; Serial: 17081505416**

Communication System: Generic WCDMA; Frequency: 1880 MHz; Duty Cycle: 1:1
Medium parameters used: $f = 1880$ MHz; $\sigma = 1.523$ S/m; $\epsilon_r = 53.304$; $\rho = 1000$ kg/m³ ;
Phantom section: Flat Section

DASY5 Configuration:

- Probe: EX3DV4 - SN7329; ConvF(7.77, 7.77, 7.77); Calibrated: 2017/3/13;
- Sensor-Surface: 4mm (Mechanical Surface Detection)
- Electronics: DAE4 Sn1459; Calibrated: 2017/9/15
- Phantom: SAM (30deg probe tilt) with CRP v5.0_20150321; Type: QD000P40CD; Serial: TP:1874
- Measurement SW: DASY52, Version 52.8 (8);

Area Scan (101x121x1): Interpolated grid: dx=1.000 mm, dy=1.000 mm

Maximum value of SAR (interpolated) = 1.62 W/kg

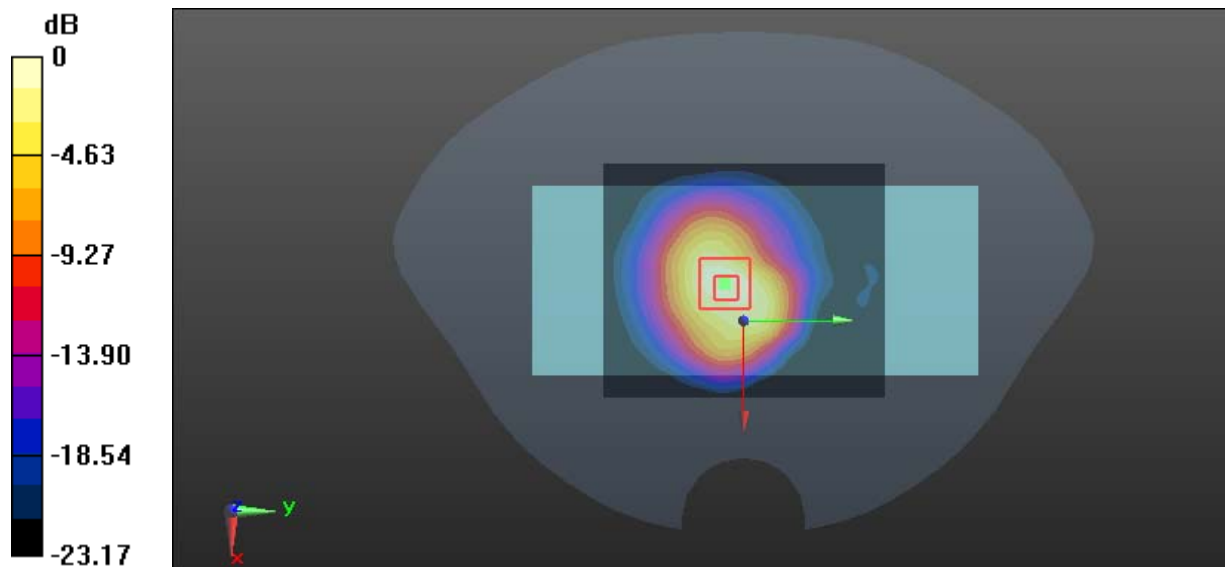
Zoom Scan (7x7x7)/Cube 0: Measurement grid: dx=5mm, dy=5mm, dz=5mm

Reference Value = 28.80 V/m; Power Drift = -0.16 dB

Peak SAR (extrapolated) = 3.95 W/kg

SAR(1 g) = 1.23 W/kg; SAR(10 g) = 0.577 W/kg

Maximum value of SAR (measured) = 1.60 W/kg



0 dB = 1.60 W/kg = 2.04 dBW/kg

Test Plot 13#: WCDMA Band 2_Body Back_High**DUT: Intelligent POS Terminal; Type: N910; Serial: 17081505416**

Communication System: Generic WCDMA; Frequency: 1907.6 MHz; Duty Cycle: 1:1
Medium parameters used: $f = 1907.6$ MHz; $\sigma = 1.544$ S/m; $\epsilon_r = 53.305$; $\rho = 1000$ kg/m³ ;
Phantom section: Flat Section

DASY5 Configuration:

- Probe: EX3DV4 - SN7329; ConvF(7.77, 7.77, 7.77); Calibrated: 2017/3/13;
- Sensor-Surface: 4mm (Mechanical Surface Detection)
- Electronics: DAE4 Sn1459; Calibrated: 2017/9/15
- Phantom: SAM (30deg probe tilt) with CRP v5.0_20150321; Type: QD000P40CD; Serial: TP:1874
- Measurement SW: DASY52, Version 52.8 (8);

Area Scan (101x121x1): Interpolated grid: dx=1.000 mm, dy=1.000 mm

Maximum value of SAR (interpolated) = 1.53 W/kg

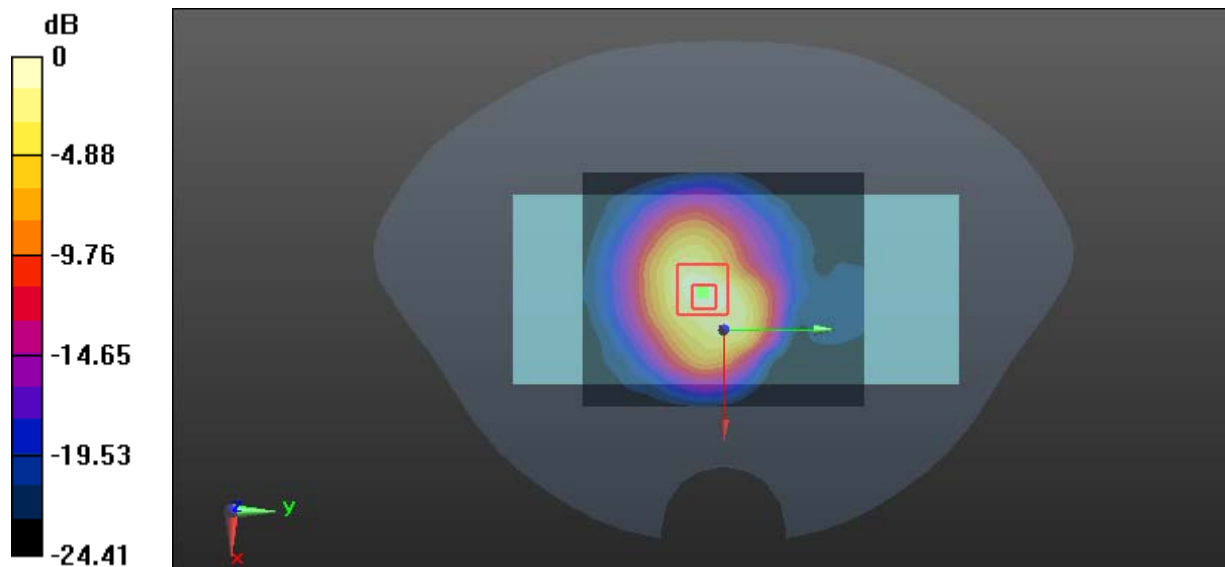
Zoom Scan (7x7x7)/Cube 0: Measurement grid: dx=5mm, dy=5mm, dz=5mm

Reference Value = 26.52 V/m; Power Drift = 0.03 dB

Peak SAR (extrapolated) = 3.86 W/kg

SAR(1 g) = 1.23 W/kg; SAR(10 g) = 0.588 W/kg

Maximum value of SAR (measured) = 1.61 W/kg



0 dB = 1.61 W/kg = 2.07 dBW/kg

Test Plot 14#: WCDMA Band 2_Handheld Left_Middle**DUT: Intelligent POS Terminal; Type: N910; Serial: 17081505416**

Communication System: Generic WCDMA; Frequency: 1880 MHz; Duty Cycle: 1:1
Medium parameters used: $f = 1880$ MHz; $\sigma = 1.523$ S/m; $\epsilon_r = 53.304$; $\rho = 1000$ kg/m³ ;
Phantom section: Flat Section

DASY5 Configuration:

- Probe: EX3DV4 - SN7329; ConvF(7.77, 7.77, 7.77); Calibrated: 2017/3/13;
- Sensor-Surface: 4mm (Mechanical Surface Detection)
- Electronics: DAE4 Sn1459; Calibrated: 2017/9/15
- Phantom: SAM (30deg probe tilt) with CRP v5.0_20150321; Type: QD000P40CD; Serial: TP:1874
- Measurement SW: DASY52, Version 52.8 (8);

Area Scan (101x121x1): Interpolated grid: dx=1.000 mm, dy=1.000 mm

Maximum value of SAR (interpolated) = 0.125 W/kg

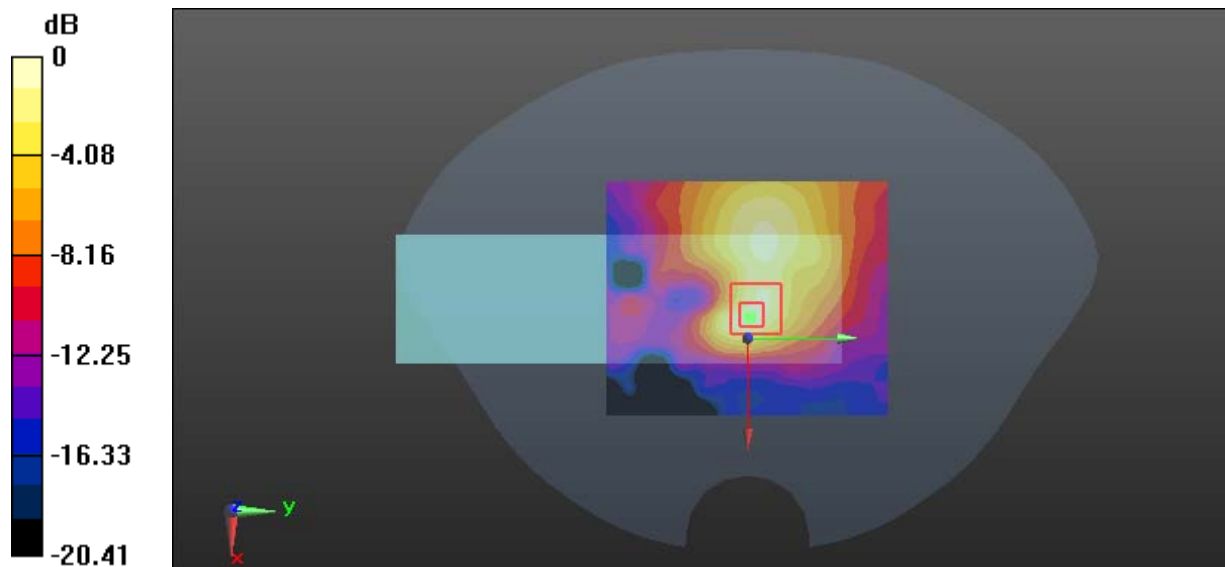
Zoom Scan (7x7x7)/Cube 0: Measurement grid: dx=5mm, dy=5mm, dz=5mm

Reference Value = 7.252 V/m; Power Drift = 0.15 dB

Peak SAR (extrapolated) = 0.277 W/kg

SAR(1 g) = 0.111 W/kg; SAR(10 g) = 0.050 W/kg

Maximum value of SAR (measured) = 0.131 W/kg



0 dB = 0.131 W/kg = -8.83 dBW/kg

Test Plot 15#: WCDMA Band 2_Handheld Right_Middle**DUT: Intelligent POS Terminal; Type: N910; Serial: 17081505416**

Communication System: Generic WCDMA; Frequency: 1880 MHz; Duty Cycle: 1:1
Medium parameters used: $f = 1880$ MHz; $\sigma = 1.523$ S/m; $\epsilon_r = 53.304$; $\rho = 1000$ kg/m³ ;
Phantom section: Flat Section

DASY5 Configuration:

- Probe: EX3DV4 - SN7329; ConvF(7.77, 7.77, 7.77); Calibrated: 2017/3/13;
- Sensor-Surface: 4mm (Mechanical Surface Detection)
- Electronics: DAE4 Sn1459; Calibrated: 2017/9/15
- Phantom: SAM (30deg probe tilt) with CRP v5.0_20150321; Type: QD000P40CD; Serial: TP:1874
- Measurement SW: DASY52, Version 52.8 (8);

Area Scan (101x121x1): Interpolated grid: dx=1.000 mm, dy=1.000 mm

Maximum value of SAR (interpolated) = 0.119 W/kg

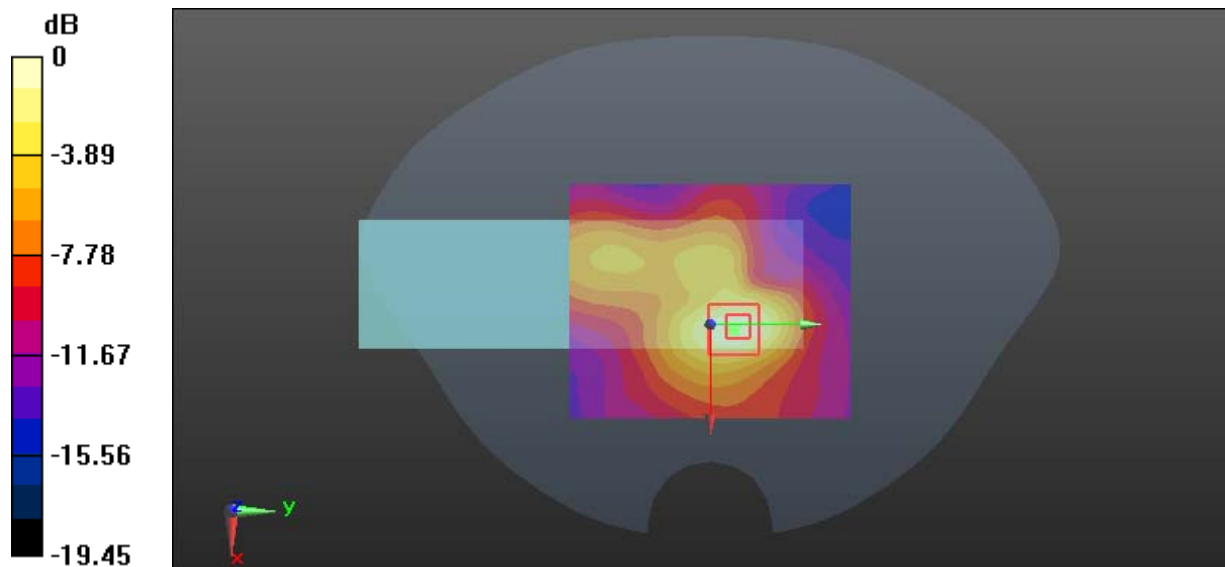
Zoom Scan (7x7x7)/Cube 0: Measurement grid: dx=5mm, dy=5mm, dz=5mm

Reference Value = 5.482 V/m; Power Drift = 0.20 dB

Peak SAR (extrapolated) = 0.176 W/kg

SAR(1 g) = 0.101 W/kg; SAR(10 g) = 0.052 W/kg

Maximum value of SAR (measured) = 0.116 W/kg



0 dB = 0.116 W/kg = -9.36 dBW/kg

Test Plot 16#: WCDMA Band 2_Handheld Top_Middle**DUT: Intelligent POS Terminal; Type: N910; Serial: 17081505416**

Communication System: Generic WCDMA; Frequency: 1880 MHz; Duty Cycle: 1:1
Medium parameters used: $f = 1880$ MHz; $\sigma = 1.523$ S/m; $\epsilon_r = 53.304$; $\rho = 1000$ kg/m³ ;
Phantom section: Flat Section

DASY5 Configuration:

- Probe: EX3DV4 - SN7329; ConvF(7.77, 7.77, 7.77); Calibrated: 2017/3/13;
- Sensor-Surface: 4mm (Mechanical Surface Detection)
- Electronics: DAE4 Sn1459; Calibrated: 2017/9/15
- Phantom: SAM (30deg probe tilt) with CRP v5.0_20150321; Type: QD000P40CD; Serial: TP:1874
- Measurement SW: DASY52, Version 52.8 (8);

Area Scan (101x121x1): Interpolated grid: dx=1.000 mm, dy=1.000 mm

Maximum value of SAR (interpolated) = 0.332 W/kg

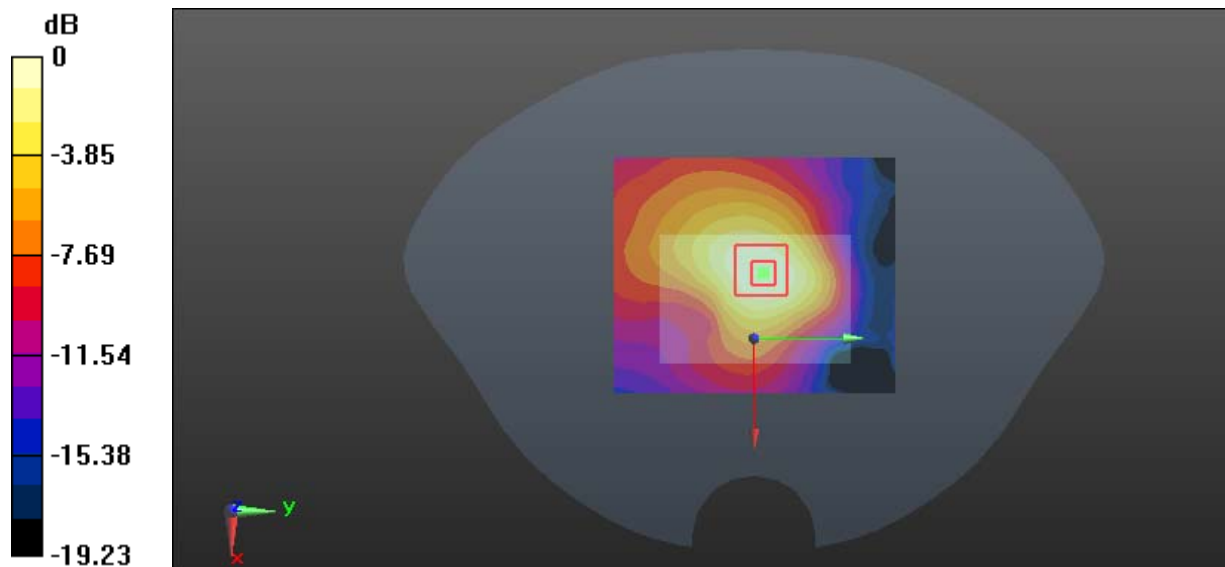
Zoom Scan (7x7x7)/Cube 0: Measurement grid: dx=5mm, dy=5mm, dz=5mm

Reference Value = 12.81 V/m; Power Drift = 0.02 dB

Peak SAR (extrapolated) = 0.428 W/kg

SAR(1 g) = 0.283 W/kg; SAR(10 g) = 0.163 W/kg

Maximum value of SAR (measured) = 0.314 W/kg



0 dB = 0.314 W/kg = -5.03 dBW/kg

Test Plot 17#: WCDMA Band 4_Body Back_Low**DUT: Intelligent POS Terminal; Type: N910; Serial: 17081505416**

Communication System: Generic WCDMA; Frequency: 1712.4 MHz; Duty Cycle: 1:1
Medium parameters used: $f = 1712.4$ MHz; $\sigma = 1.477$ S/m; $\epsilon_r = 53.394$; $\rho = 1000$ kg/m³ ;
Phantom section: Flat Section

DASY5 Configuration:

- Probe: EX3DV4 - SN7329; ConvF(8.13, 8.13, 8.13); Calibrated: 2017/3/13;
- Sensor-Surface: 4mm (Mechanical Surface Detection)
- Electronics: DAE4 Sn1459; Calibrated: 2017/9/15
- Phantom: SAM (30deg probe tilt) with CRP v5.0_20150321; Type: QD000P40CD; Serial: TP:1874
- Measurement SW: DASY52, Version 52.8 (8);

Area Scan (101x121x1): Interpolated grid: dx=1.000 mm, dy=1.000 mm

Maximum value of SAR (interpolated) = 1.42 W/kg

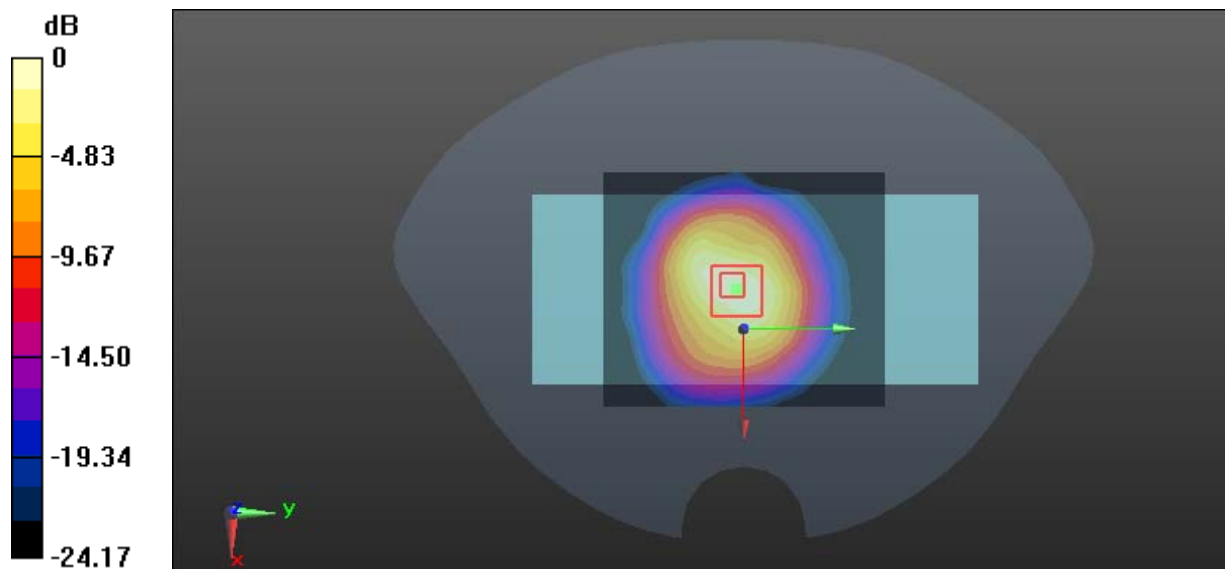
Zoom Scan (7x7x7)/Cube 0: Measurement grid: dx=5mm, dy=5mm, dz=5mm

Reference Value = 30.01 V/m; Power Drift = 0.08 dB

Peak SAR (extrapolated) = 2.77 W/kg

SAR(1 g) = 1.29 W/kg; SAR(10 g) = 0.635 W/kg

Maximum value of SAR (measured) = 1.42 W/kg



0 dB = 1.42 W/kg = 1.52 dBW/kg

Test Plot 18#: WCDMA Band 4_Body Back_Middle**DUT: Intelligent POS Terminal; Type: N910; Serial: 17081505416**

Communication System: Generic WCDMA; Frequency: 1732.6 MHz; Duty Cycle: 1:1
Medium parameters used: $f = 1732.6$ MHz; $\sigma = 1.496$ S/m; $\epsilon_r = 53.439$; $\rho = 1000$ kg/m³ ;
Phantom section: Flat Section

DASY5 Configuration:

- Probe: EX3DV4 - SN7329; ConvF(8.13, 8.13, 8.13); Calibrated: 2017/3/13;
- Sensor-Surface: 4mm (Mechanical Surface Detection)
- Electronics: DAE4 Sn1459; Calibrated: 2017/9/15
- Phantom: SAM (30deg probe tilt) with CRP v5.0_20150321; Type: QD000P40CD; Serial: TP:1874
- Measurement SW: DASY52, Version 52.8 (8);

Area Scan (101x121x1): Interpolated grid: dx=1.000 mm, dy=1.000 mm

Maximum value of SAR (interpolated) = 1.28 W/kg

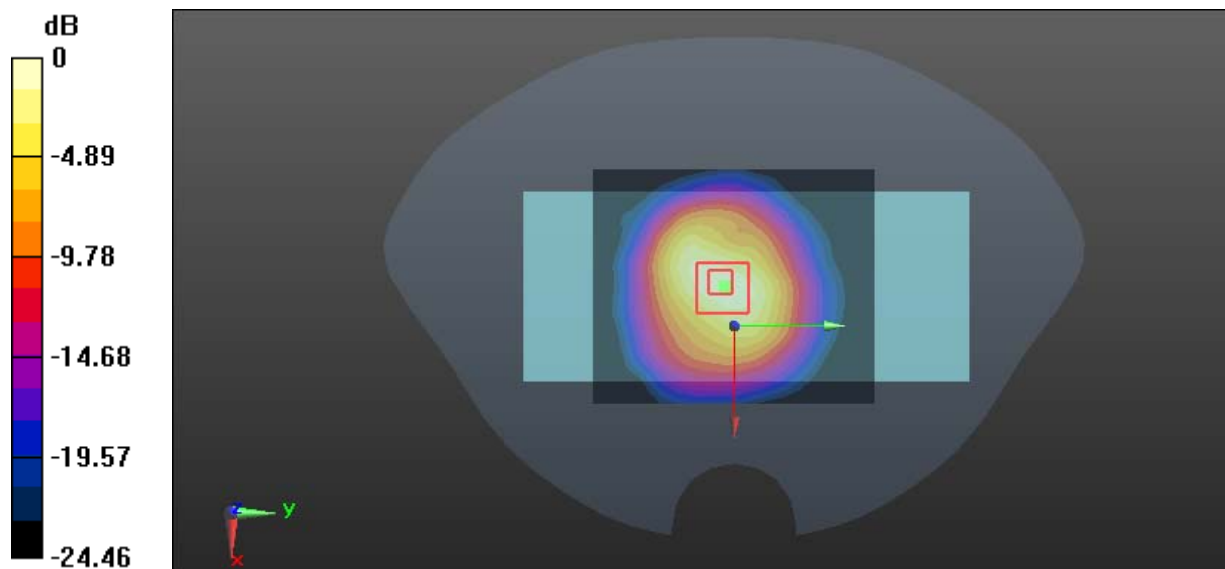
Zoom Scan (7x7x7)/Cube 0: Measurement grid: dx=5mm, dy=5mm, dz=5mm

Reference Value = 28.93 V/m; Power Drift = -0.19 dB

Peak SAR (extrapolated) = 2.58 W/kg

SAR(1 g) = 1.17 W/kg; SAR(10 g) = 0.564 W/kg

Maximum value of SAR (measured) = 1.28 W/kg



0 dB = 1.28 W/kg = 1.07 dBW/kg

Test Plot 19#: WCDMA Band 4_Body Back_High**DUT: Intelligent POS Terminal; Type: N910; Serial: 17081505416**

Communication System: Generic WCDMA; Frequency: 1752.6 MHz; Duty Cycle: 1:1
Medium parameters used: $f = 1752.6$ MHz; $\sigma = 1.523$ S/m; $\epsilon_r = 53.339$; $\rho = 1000$ kg/m³ ;
Phantom section: Flat Section

DASY5 Configuration:

- Probe: EX3DV4 - SN7329; ConvF(8.13, 8.13, 8.13); Calibrated: 2017/3/13;
- Sensor-Surface: 4mm (Mechanical Surface Detection)
- Electronics: DAE4 Sn1459; Calibrated: 2017/9/15
- Phantom: SAM (30deg probe tilt) with CRP v5.0_20150321; Type: QD000P40CD; Serial: TP:1874
- Measurement SW: DASY52, Version 52.8 (8);

Area Scan (101x121x1): Interpolated grid: dx=1.000 mm, dy=1.000 mm

Maximum value of SAR (interpolated) = 1.12 W/kg

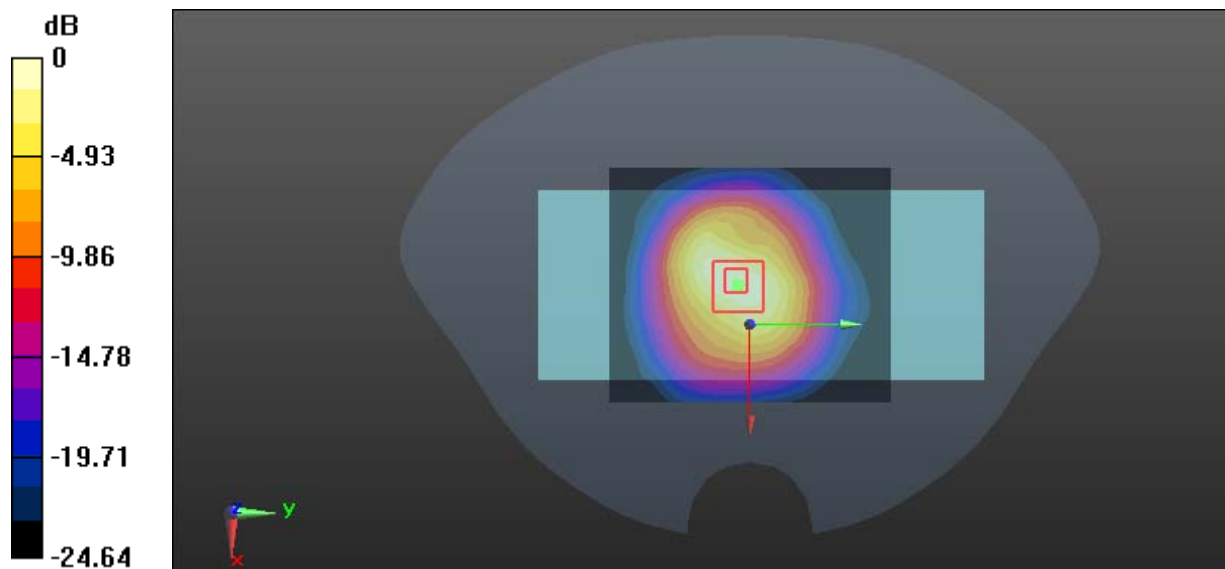
Zoom Scan (7x7x7)/Cube 0: Measurement grid: dx=5mm, dy=5mm, dz=5mm

Reference Value = 25.90 V/m; Power Drift = 0.01 dB

Peak SAR (extrapolated) = 2.29 W/kg

SAR(1 g) = 1.02 W/kg; SAR(10 g) = 0.491 W/kg

Maximum value of SAR (measured) = 1.13 W/kg



0 dB = 1.13 W/kg = 0.53 dBW/kg

Test Plot 20#: WCDMA Band 4_Handheld Left_Middle**DUT: Intelligent POS Terminal; Type: N910; Serial: 17081505416**

Communication System: Generic WCDMA; Frequency: 1732.6 MHz; Duty Cycle: 1:1
Medium parameters used: $f = 1732.6$ MHz; $\sigma = 1.496$ S/m; $\epsilon_r = 53.439$; $\rho = 1000$ kg/m³ ;
Phantom section: Flat Section

DASY5 Configuration:

- Probe: EX3DV4 - SN7329; ConvF(8.13, 8.13, 8.13); Calibrated: 2017/3/13;
- Sensor-Surface: 4mm (Mechanical Surface Detection)
- Electronics: DAE4 Sn1459; Calibrated: 2017/9/15
- Phantom: SAM (30deg probe tilt) with CRP v5.0_20150321; Type: QD000P40CD; Serial: TP:1874
- Measurement SW: DASY52, Version 52.8 (8);

Area Scan (101x121x1): Interpolated grid: dx=1.000 mm, dy=1.000 mm

Maximum value of SAR (interpolated) = 0.0515 W/kg

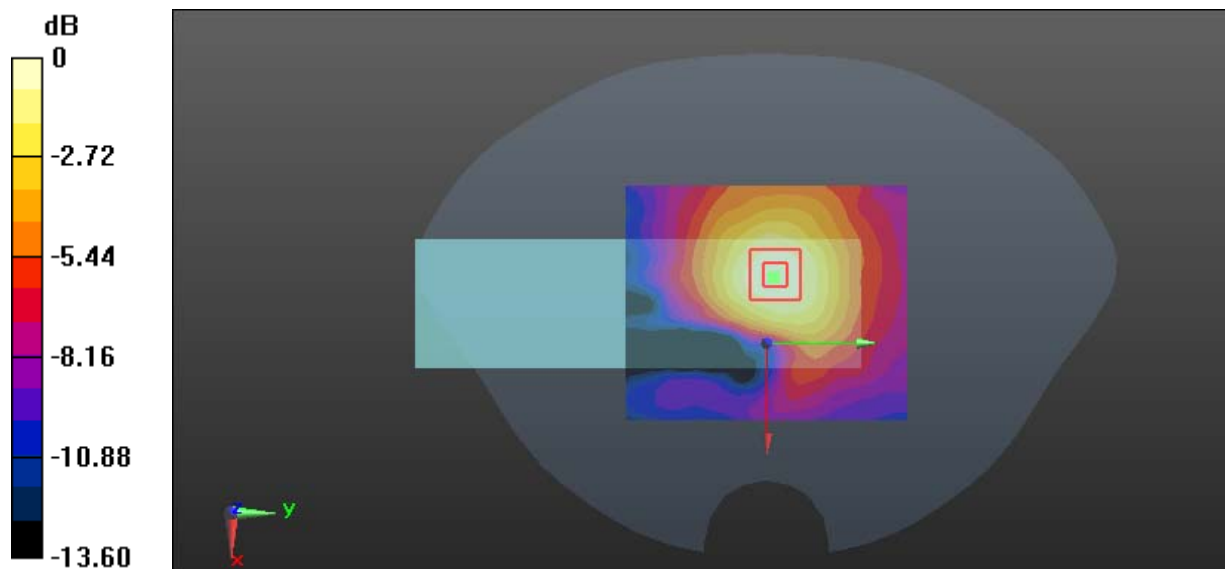
Zoom Scan (7x7x7)/Cube 0: Measurement grid: dx=5mm, dy=5mm, dz=5mm

Reference Value = 5.038 V/m; Power Drift = 0.15 dB

Peak SAR (extrapolated) = 0.0860 W/kg

SAR(1 g) = 0.049 W/kg; SAR(10 g) = 0.028 W/kg

Maximum value of SAR (measured) = 0.0522 W/kg



0 dB = 0.0522 W/kg = -12.82 dBW/kg

Test Plot 21#: WCDMA Band 4_Handheld Right_Middle**DUT: Intelligent POS Terminal; Type: N910; Serial: 17081505416**

Communication System: Generic WCDMA; Frequency: 1732.6 MHz; Duty Cycle: 1:1
Medium parameters used: $f = 1732.6$ MHz; $\sigma = 1.496$ S/m; $\epsilon_r = 53.439$; $\rho = 1000$ kg/m³ ;
Phantom section: Flat Section

DASY5 Configuration:

- Probe: EX3DV4 - SN7329; ConvF(8.13, 8.13, 8.13); Calibrated: 2017/3/13;
- Sensor-Surface: 4mm (Mechanical Surface Detection)
- Electronics: DAE4 Sn1459; Calibrated: 2017/9/15
- Phantom: SAM (30deg probe tilt) with CRP v5.0_20150321; Type: QD000P40CD; Serial: TP:1874
- Measurement SW: DASY52, Version 52.8 (8);

Area Scan (101x121x1): Interpolated grid: dx=1.000 mm, dy=1.000 mm

Maximum value of SAR (interpolated) = 0.0989 W/kg

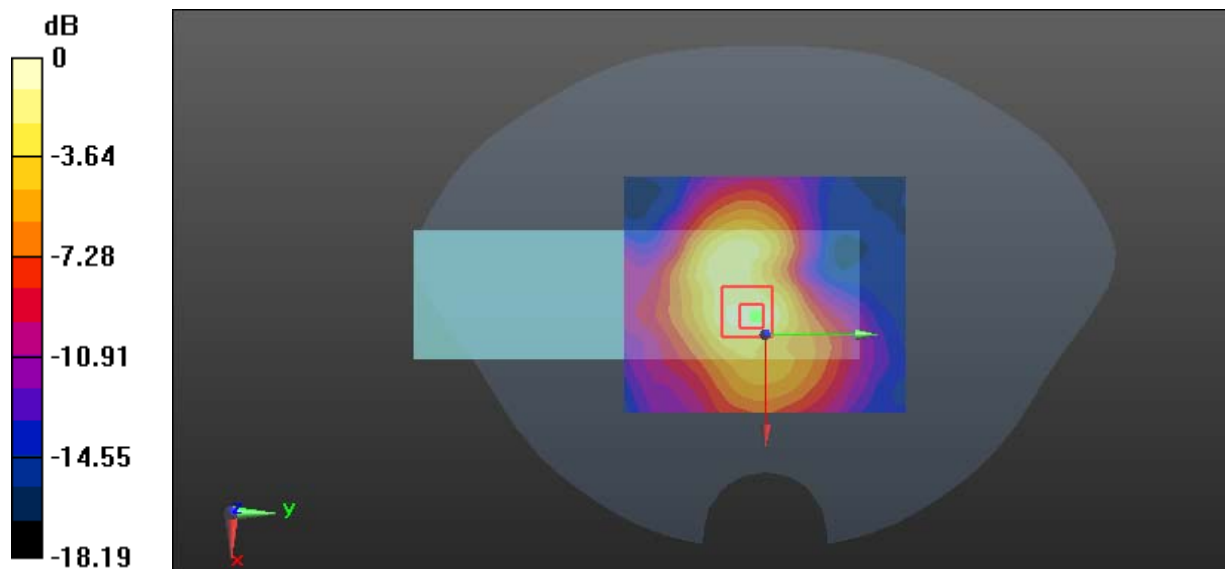
Zoom Scan (7x7x7)/Cube 0: Measurement grid: dx=5mm, dy=5mm, dz=5mm

Reference Value = 6.104 V/m; Power Drift = -0.15 dB

Peak SAR (extrapolated) = 0.170 W/kg

SAR(1 g) = 0.088 W/kg; SAR(10 g) = 0.045 W/kg

Maximum value of SAR (measured) = 0.102 W/kg



0 dB = 0.102 W/kg = -9.91 dBW/kg

Test Plot 22#: WCDMA Band 4_Handheld Top_Middle**DUT: Intelligent POS Terminal; Type: N910; Serial: 17081505416**

Communication System: Generic WCDMA; Frequency: 1732.6 MHz; Duty Cycle: 1:1
Medium parameters used: $f = 1732.6$ MHz; $\sigma = 1.496$ S/m; $\epsilon_r = 53.439$; $\rho = 1000$ kg/m³ ;
Phantom section: Flat Section

DASY5 Configuration:

- Probe: EX3DV4 - SN7329; ConvF(8.13, 8.13, 8.13); Calibrated: 2017/3/13;
- Sensor-Surface: 4mm (Mechanical Surface Detection)
- Electronics: DAE4 Sn1459; Calibrated: 2017/9/15
- Phantom: SAM (30deg probe tilt) with CRP v5.0_20150321; Type: QD000P40CD; Serial: TP:1874
- Measurement SW: DASY52, Version 52.8 (8);

Area Scan (101x121x1): Interpolated grid: dx=1.000 mm, dy=1.000 mm

Maximum value of SAR (interpolated) = 0.186 W/kg

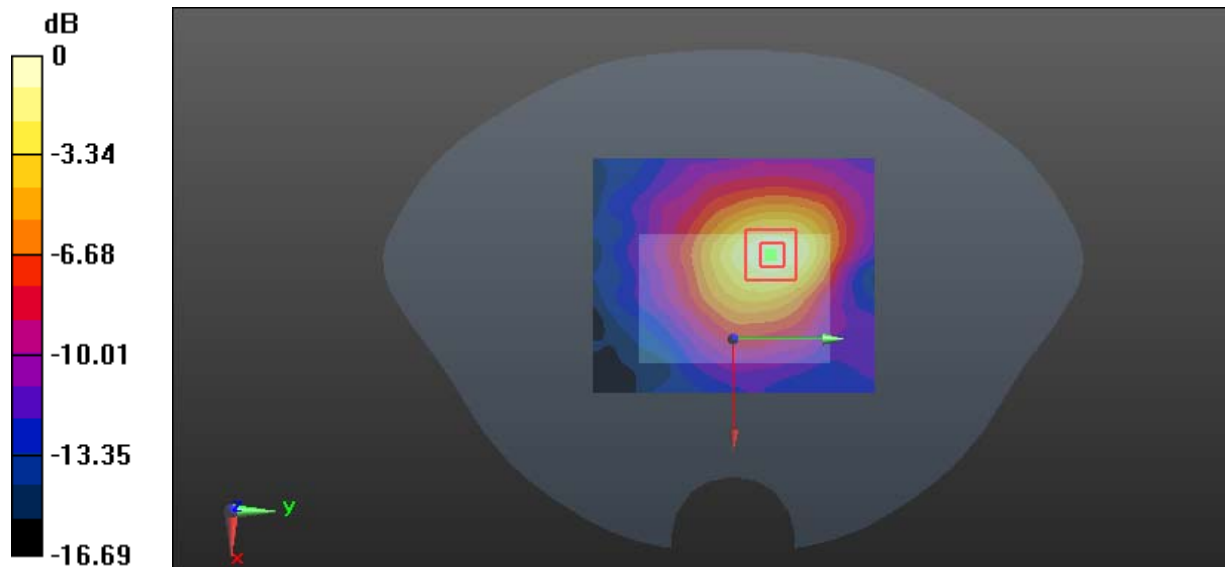
Zoom Scan (7x7x7)/Cube 0: Measurement grid: dx=5mm, dy=5mm, dz=5mm

Reference Value = 6.503 V/m; Power Drift = 0.05 dB

Peak SAR (extrapolated) = 0.312 W/kg

SAR(1 g) = 0.166 W/kg; SAR(10 g) = 0.086 W/kg

Maximum value of SAR (measured) = 0.185 W/kg



0 dB = 0.185 W/kg = -7.33 dBW/kg

Test Plot 23#: WCDMA Band 5_Body Back_Low**DUT: Intelligent POS Terminal; Type: N910; Serial: 17081505416**

Communication System: Generic WCDMA; Frequency: 826.4 MHz; Duty Cycle: 1:1
Medium parameters used: $f = 826.4$ MHz; $\sigma = 0.972$ S/m; $\epsilon_r = 55.572$; $\rho = 1000$ kg/m³ ;
Phantom section: Flat Section

DASY5 Configuration:

- Probe: EX3DV4 - SN7329; ConvF(9.58, 9.58, 9.58); Calibrated: 2017/3/13;
- Sensor-Surface: 4mm (Mechanical Surface Detection)
- Electronics: DAE4 Sn1459; Calibrated: 2017/9/15
- Phantom: SAM (30deg probe tilt) with CRP v5.0_20150321; Type: QD000P40CD; Serial: TP:1874
- Measurement SW: DASY52, Version 52.8 (8);

Area Scan (101x121x1): Interpolated grid: dx=1.000 mm, dy=1.000 mm

Maximum value of SAR (interpolated) = 1.16 W/kg

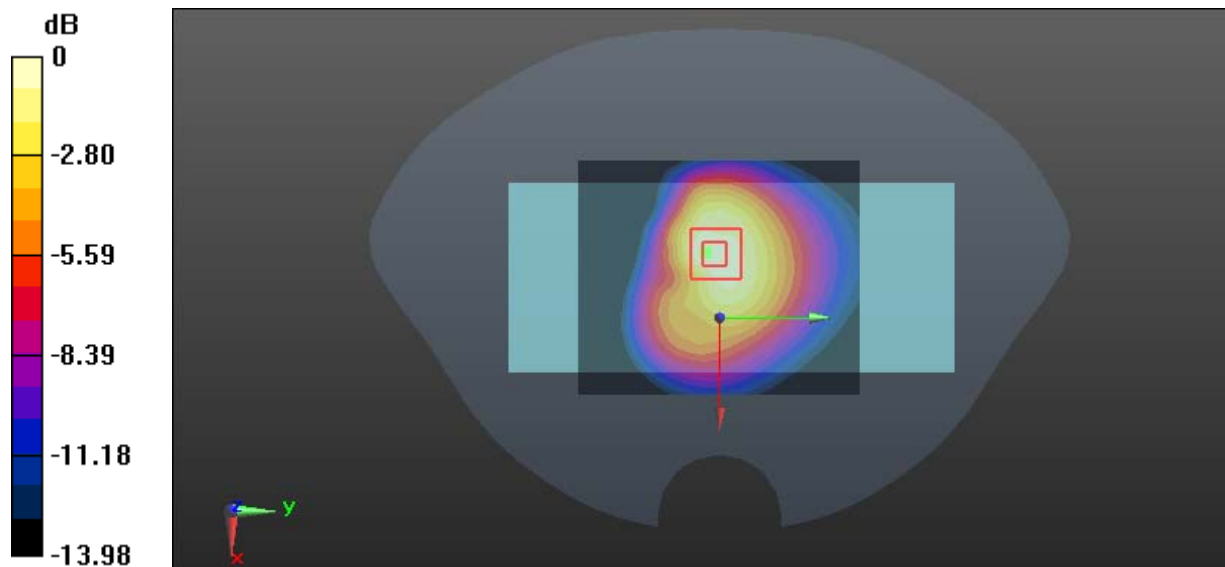
Zoom Scan (7x7x7)/Cube 0: Measurement grid: dx=5mm, dy=5mm, dz=5mm

Reference Value = 32.45 V/m; Power Drift = 0.17 dB

Peak SAR (extrapolated) = 2.22 W/kg

SAR(1 g) = 1.08 W/kg; SAR(10 g) = 0.635 W/kg

Maximum value of SAR (measured) = 1.16 W/kg



0 dB = 1.16 W/kg = 0.64 dBW/kg

Test Plot 24#: WCDMA Band 5_Body Back_Middle**DUT: Intelligent POS Terminal; Type: N910; Serial: 17081505416**

Communication System: Generic WCDMA; Frequency: 836.6 MHz; Duty Cycle: 1:1
Medium parameters used: $f = 836.6$ MHz; $\sigma = 0.97$ S/m; $\epsilon_r = 55.18$; $\rho = 1000$ kg/m³ ;
Phantom section: Flat Section

DASY5 Configuration:

- Probe: EX3DV4 - SN7329; ConvF(9.58, 9.58, 9.58); Calibrated: 2017/3/13;
- Sensor-Surface: 4mm (Mechanical Surface Detection)
- Electronics: DAE4 Sn1459; Calibrated: 2017/9/15
- Phantom: SAM (30deg probe tilt) with CRP v5.0_20150321; Type: QD000P40CD; Serial: TP:1874
- Measurement SW: DASY52, Version 52.8 (8);

Area Scan (101x121x1): Interpolated grid: dx=1.000 mm, dy=1.000 mm

Maximum value of SAR (interpolated) = 1.17 W/kg

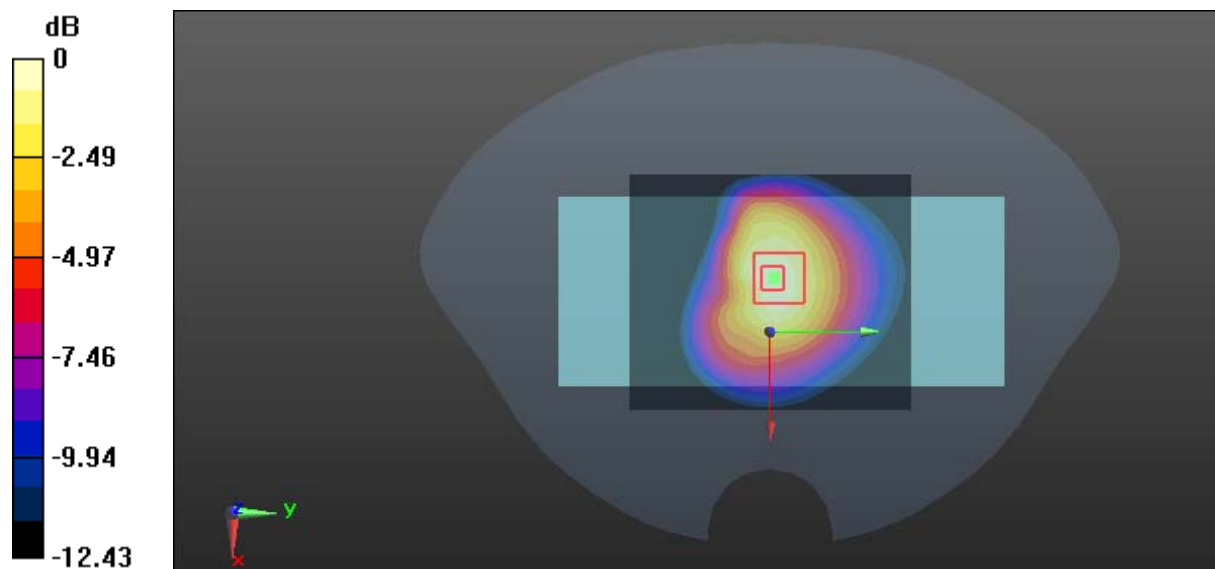
Zoom Scan (7x7x7)/Cube 0: Measurement grid: dx=5mm, dy=5mm, dz=5mm

Reference Value = 34.51 V/m; Power Drift = -0.02 dB

Peak SAR (extrapolated) = 1.89 W/kg

SAR(1 g) = 1.08 W/kg; SAR(10 g) = 0.671 W/kg

Maximum value of SAR (measured) = 1.18 W/kg



0 dB = 1.18 W/kg = 0.72 dBW/kg

Test Plot 25#: WCDMA Band 5_Body Back_High**DUT: Intelligent POS Terminal; Type: N910; Serial: 17081505416**

Communication System: Generic WCDMA; Frequency: 846.6 MHz; Duty Cycle: 1:1
Medium parameters used: $f = 846.6$ MHz; $\sigma = 0.987$ S/m; $\epsilon_r = 55.295$; $\rho = 1000$ kg/m³ ;
Phantom section: Flat Section

DASY5 Configuration:

- Probe: EX3DV4 - SN7329; ConvF(9.58, 9.58, 9.58); Calibrated: 2017/3/13;
- Sensor-Surface: 4mm (Mechanical Surface Detection)
- Electronics: DAE4 Sn1459; Calibrated: 2017/9/15
- Phantom: SAM (30deg probe tilt) with CRP v5.0_20150321; Type: QD000P40CD; Serial: TP:1874
- Measurement SW: DASY52, Version 52.8 (8);

Area Scan (101x121x1): Interpolated grid: dx=1.000 mm, dy=1.000 mm

Maximum value of SAR (interpolated) = 1.35 W/kg

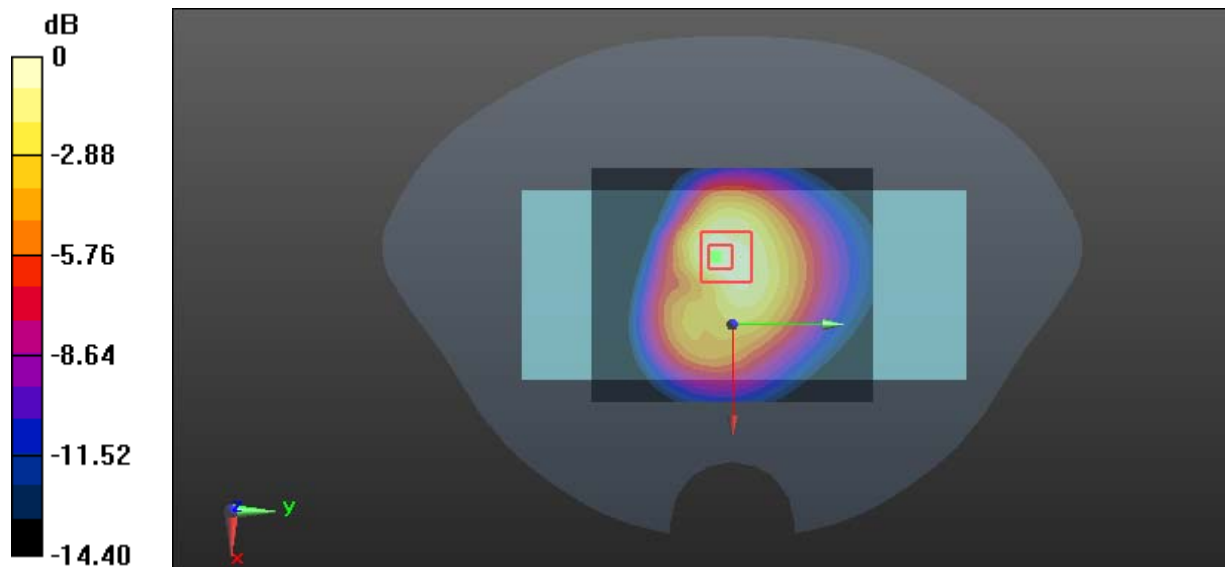
Zoom Scan (7x7x7)/Cube 0: Measurement grid: dx=5mm, dy=5mm, dz=5mm

Reference Value = 33.55 V/m; Power Drift = -0.19 dB

Peak SAR (extrapolated) = 2.80 W/kg

SAR(1 g) = 1.2 W/kg; SAR(10 g) = 0.674 W/kg

Maximum value of SAR (measured) = 1.29 W/kg



0 dB = 1.29 W/kg = 1.11 dBW/kg

Test Plot 26#: WCDMA Band 5_Handheld Left_Middle**DUT: Intelligent POS Terminal; Type: N910; Serial: 17081505416**

Communication System: Generic WCDMA; Frequency: 836.6 MHz; Duty Cycle: 1:1
Medium parameters used: $f = 836.6$ MHz; $\sigma = 0.97$ S/m; $\epsilon_r = 55.18$; $\rho = 1000$ kg/m³ ;
Phantom section: Flat Section

DASY5 Configuration:

- Probe: EX3DV4 - SN7329; ConvF(9.58, 9.58, 9.58); Calibrated: 2017/3/13;
- Sensor-Surface: 4mm (Mechanical Surface Detection)
- Electronics: DAE4 Sn1459; Calibrated: 2017/9/15
- Phantom: SAM (30deg probe tilt) with CRP v5.0_20150321; Type: QD000P40CD; Serial: TP:1874
- Measurement SW: DASY52, Version 52.8 (8);

Area Scan (101x121x1): Interpolated grid: dx=1.000 mm, dy=1.000 mm

Maximum value of SAR (interpolated) = 0.578 W/kg

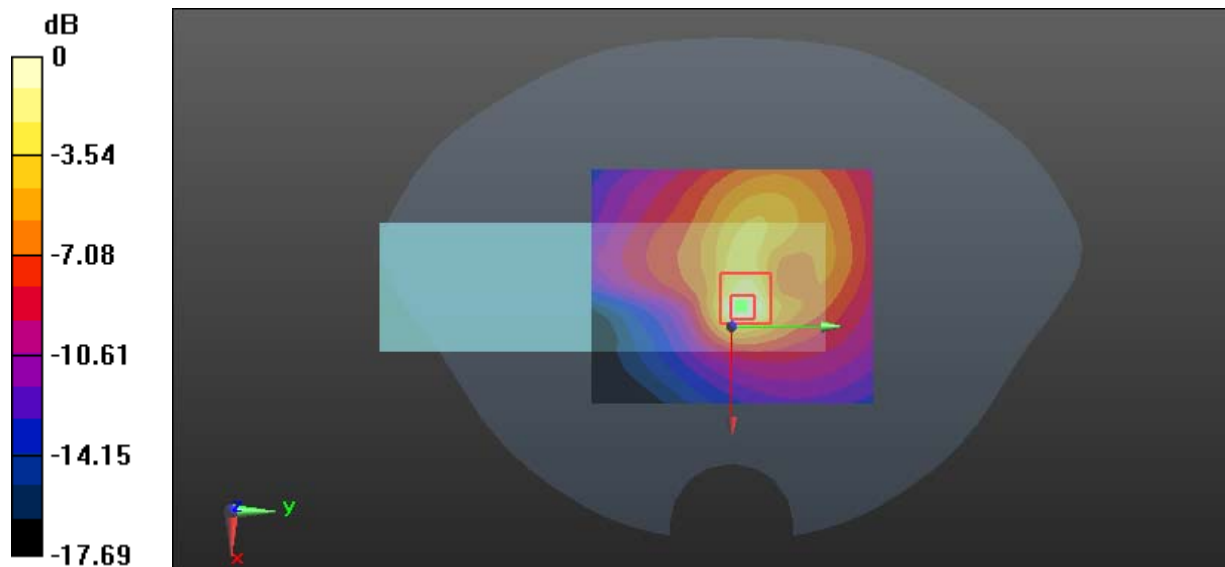
Zoom Scan (7x7x7)/Cube 0: Measurement grid: dx=5mm, dy=5mm, dz=5mm

Reference Value = 17.63 V/m; Power Drift = -0.14 dB

Peak SAR (extrapolated) = 2.26 W/kg

SAR(1 g) = 0.515 W/kg; SAR(10 g) = 0.198 W/kg

Maximum value of SAR (measured) = 0.536 W/kg



0 dB = 0.536 W/kg = -2.71 dBW/kg

Test Plot 27#: WCDMA Band 5_Handheld Right_Middle**DUT: Intelligent POS Terminal; Type: N910; Serial: 17081505416**

Communication System: Generic WCDMA; Frequency: 836.6 MHz; Duty Cycle: 1:1
Medium parameters used: $f = 836.6$ MHz; $\sigma = 0.97$ S/m; $\epsilon_r = 55.18$; $\rho = 1000$ kg/m³ ;
Phantom section: Flat Section

DASY5 Configuration:

- Probe: EX3DV4 - SN7329; ConvF(9.58, 9.58, 9.58); Calibrated: 2017/3/13;
- Sensor-Surface: 4mm (Mechanical Surface Detection)
- Electronics: DAE4 Sn1459; Calibrated: 2017/9/15
- Phantom: SAM (30deg probe tilt) with CRP v5.0_20150321; Type: QD000P40CD; Serial: TP:1874
- Measurement SW: DASY52, Version 52.8 (8);

Area Scan (101x121x1): Interpolated grid: dx=1.000 mm, dy=1.000 mm

Maximum value of SAR (interpolated) = 0.239 W/kg

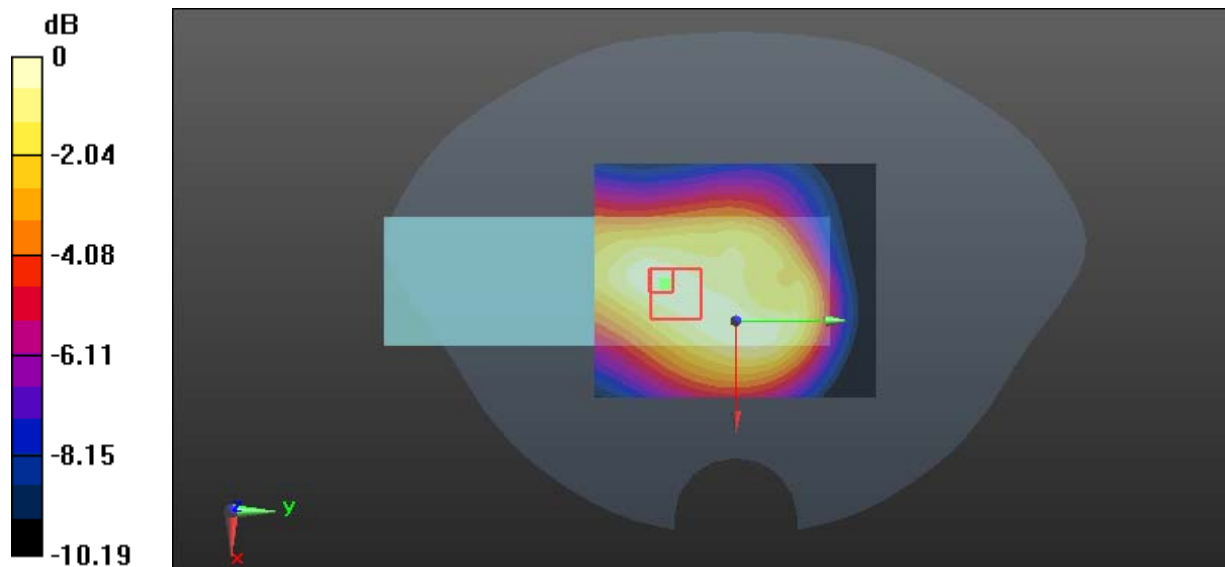
Zoom Scan (7x7x7)/Cube 0: Measurement grid: dx=5mm, dy=5mm, dz=5mm

Reference Value = 13.92 V/m; Power Drift = -0.04 dB

Peak SAR (extrapolated) = 0.322 W/kg

SAR(1 g) = 0.217 W/kg; SAR(10 g) = 0.150 W/kg

Maximum value of SAR (measured) = 0.234 W/kg



0 dB = 0.234 W/kg = -6.31 dBW/kg

Test Plot 28#: WCDMA Band 5_Handheld Top_Middle**DUT: Intelligent POS Terminal; Type: N910; Serial: 17081505416**

Communication System: Generic WCDMA; Frequency: 836.6 MHz; Duty Cycle: 1:1
Medium parameters used: $f = 836.6$ MHz; $\sigma = 0.97$ S/m; $\epsilon_r = 55.18$; $\rho = 1000$ kg/m³ ;
Phantom section: Flat Section

DASY5 Configuration:

- Probe: EX3DV4 - SN7329; ConvF(9.58, 9.58, 9.58); Calibrated: 2017/3/13;
- Sensor-Surface: 4mm (Mechanical Surface Detection)
- Electronics: DAE4 Sn1459; Calibrated: 2017/9/15
- Phantom: SAM (30deg probe tilt) with CRP v5.0_20150321; Type: QD000P40CD; Serial: TP:1874
- Measurement SW: DASY52, Version 52.8 (8);

Area Scan (101x121x1): Interpolated grid: dx=1.000 mm, dy=1.000 mm

Maximum value of SAR (interpolated) = 0.359 W/kg

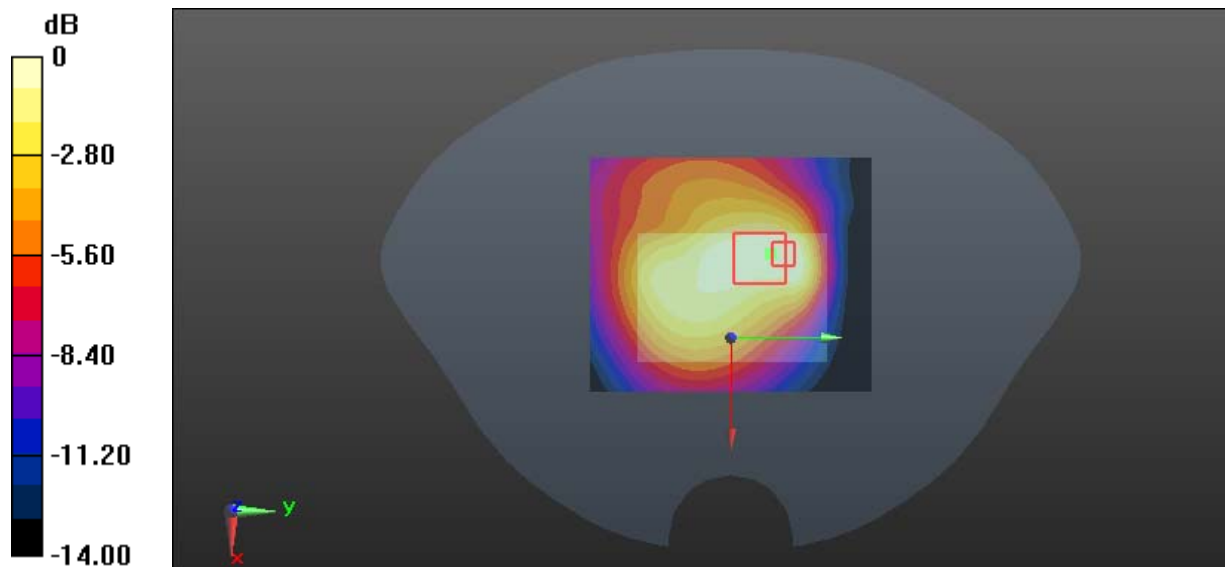
Zoom Scan (7x7x7)/Cube 0: Measurement grid: dx=5mm, dy=5mm, dz=5mm

Reference Value = 16.83 V/m; Power Drift = -0.18 dB

Peak SAR (extrapolated) = 0.784 W/kg

SAR(1 g) = 0.306 W/kg; SAR(10 g) = 0.185 W/kg

Maximum value of SAR (measured) = 0.323 W/kg



0 dB = 0.323 W/kg = -4.91 dBW/kg

Test Plot 29#: LTE Band 2_Body Back_High_1RB**DUT: Intelligent POS Terminal; Type: N910; Serial: 17081505416**

Communication System: Generic FDD-LTE; Frequency: 1900 MHz; Duty Cycle: 1:1
Medium parameters used: $f = 1900$ MHz; $\sigma = 1.558$ S/m; $\epsilon_r = 53.208$; $\rho = 1000$ kg/m³ ;
Phantom section: Flat Section

DASY5 Configuration:

- Probe: EX3DV4 - SN7329; ConvF(7.77, 7.77, 7.77); Calibrated: 2017/3/13;
- Sensor-Surface: 4mm (Mechanical Surface Detection)
- Electronics: DAE4 Sn1459; Calibrated: 2017/9/15
- Phantom: SAM (30deg probe tilt) with CRP v5.0_20150321; Type: QD000P40CD; Serial: TP:1874
- Measurement SW: DASY52, Version 52.8 (8);

Area Scan (101x121x1): Interpolated grid: dx=1.000 mm, dy=1.000 mm

Maximum value of SAR (interpolated) = 0.861 W/kg

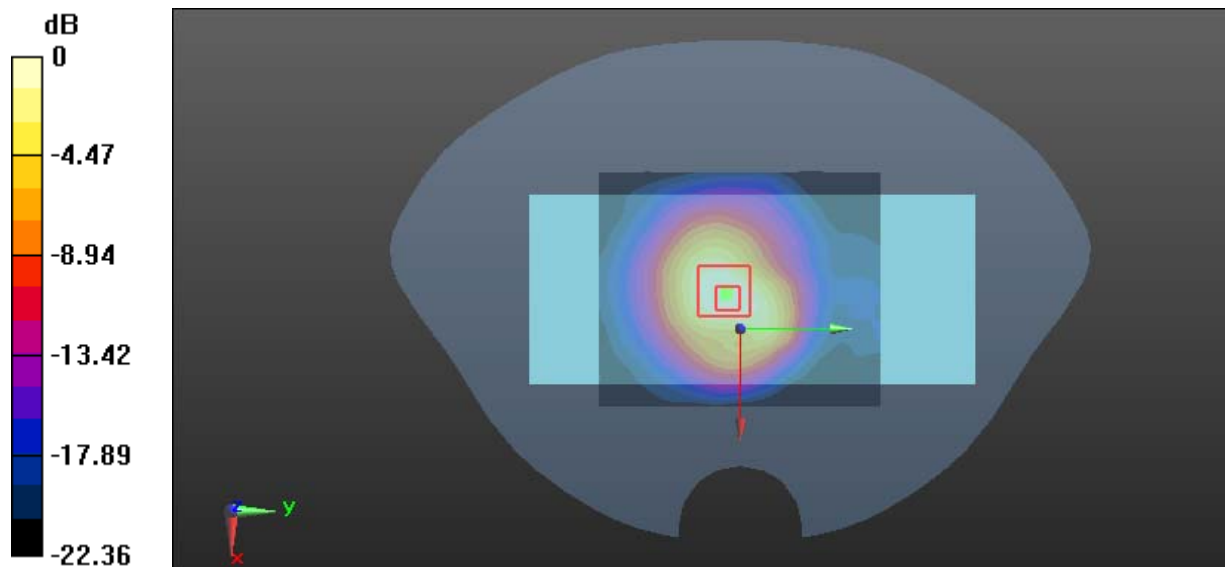
Zoom Scan (7x7x7)/Cube 0: Measurement grid: dx=5mm, dy=5mm, dz=5mm

Reference Value = 22.53 V/m; Power Drift = -0.20 dB

Peak SAR (extrapolated) = 1.88 W/kg

SAR(1 g) = 0.753 W/kg; SAR(10 g) = 0.352 W/kg

Maximum value of SAR (measured) = 0.833 W/kg



0 dB = 0.833 W/kg = -0.79 dBW/kg

Test Plot 30#: LTE Band 2_Body Back_High_50RB**DUT: Intelligent POS Terminal; Type: N910; Serial: 17081505416**

Communication System: Generic FDD-LTE; Frequency: 1900 MHz; Duty Cycle: 1:1
Medium parameters used: $f = 1900$ MHz; $\sigma = 1.558$ S/m; $\epsilon_r = 53.208$; $\rho = 1000$ kg/m³ ;
Phantom section: Flat Section

DASY5 Configuration:

- Probe: EX3DV4 - SN7329; ConvF(7.77, 7.77, 7.77); Calibrated: 2017/3/13;
- Sensor-Surface: 4mm (Mechanical Surface Detection)
- Electronics: DAE4 Sn1459; Calibrated: 2017/9/15
- Phantom: SAM (30deg probe tilt) with CRP v5.0_20150321; Type: QD000P40CD; Serial: TP:1874
- Measurement SW: DASY52, Version 52.8 (8);

Area Scan (101x121x1): Interpolated grid: dx=1.000 mm, dy=1.000 mm

Maximum value of SAR (interpolated) = 0.763 W/kg

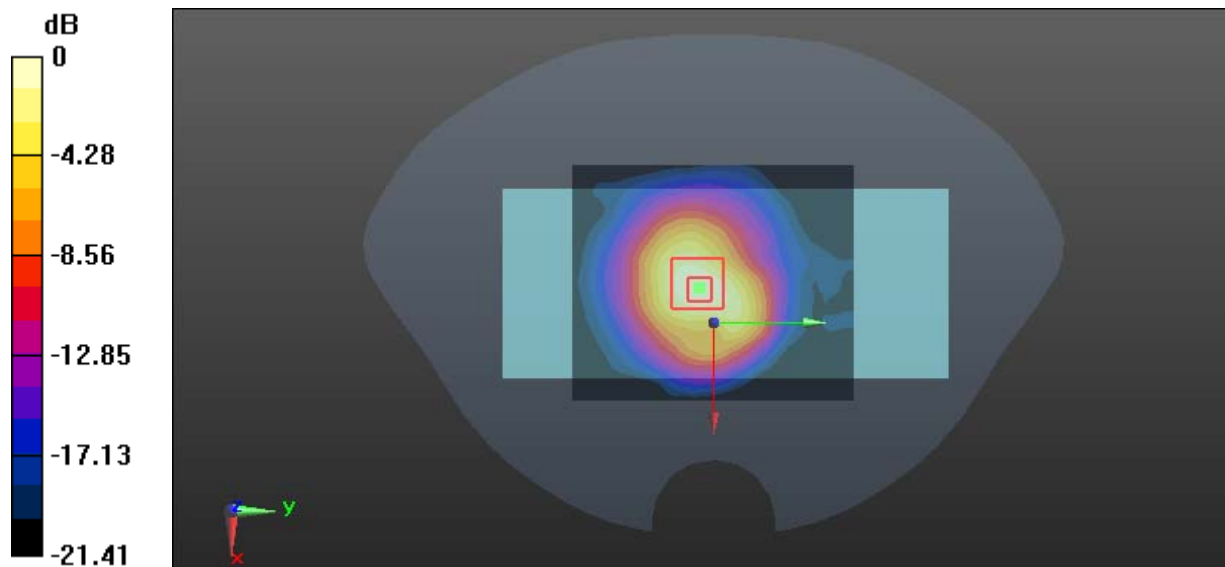
Zoom Scan (7x7x7)/Cube 0: Measurement grid: dx=5mm, dy=5mm, dz=5mm

Reference Value = 20.98 V/m; Power Drift = -0.20 dB

Peak SAR (extrapolated) = 1.62 W/kg

SAR(1 g) = 0.682 W/kg; SAR(10 g) = 0.311 W/kg

Maximum value of SAR (measured) = 0.765 W/kg



0 dB = 0.765 W/kg = -1.16 dBW/kg

Test Plot 31#: LTE Band 2_Handheld Left_High_1RB**DUT: Intelligent POS Terminal; Type: N910; Serial: 17081505416**

Communication System: Generic FDD-LTE; Frequency: 1900 MHz; Duty Cycle: 1:1
Medium parameters used: $f = 1900$ MHz; $\sigma = 1.558$ S/m; $\epsilon_r = 53.208$; $\rho = 1000$ kg/m³ ;
Phantom section: Flat Section

DASY5 Configuration:

- Probe: EX3DV4 - SN7329; ConvF(7.77, 7.77, 7.77); Calibrated: 2017/3/13;
- Sensor-Surface: 4mm (Mechanical Surface Detection)
- Electronics: DAE4 Sn1459; Calibrated: 2017/9/15
- Phantom: SAM (30deg probe tilt) with CRP v5.0_20150321; Type: QD000P40CD; Serial: TP:1874
- Measurement SW: DASY52, Version 52.8 (8);

Area Scan (101x121x1): Interpolated grid: dx=1.000 mm, dy=1.000 mm

Maximum value of SAR (interpolated) = 0.221 W/kg

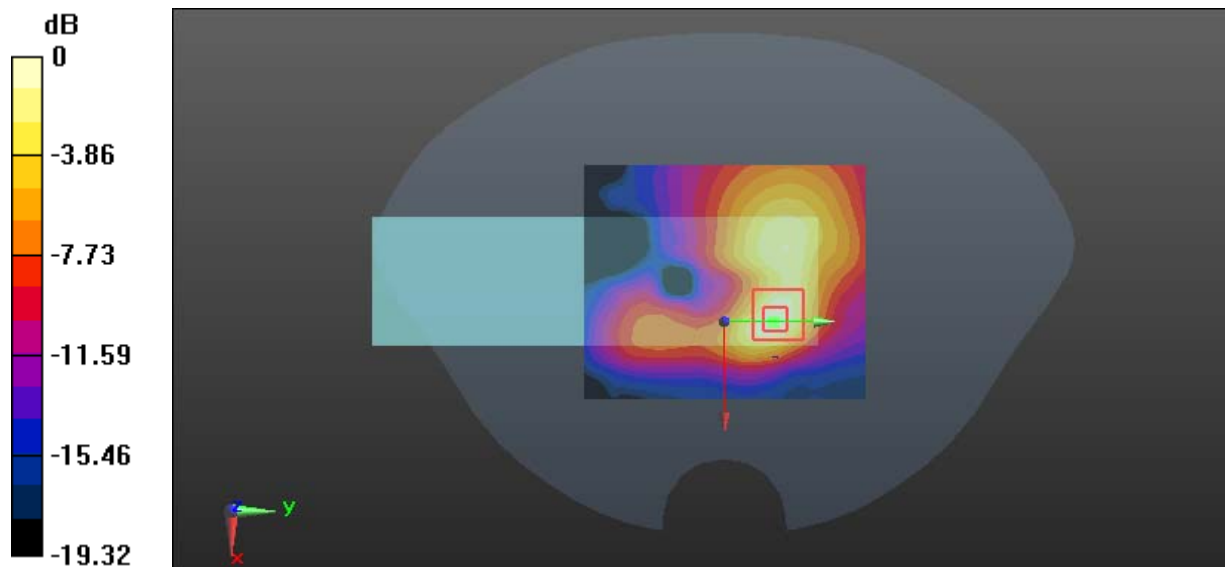
Zoom Scan (7x7x7)/Cube 0: Measurement grid: dx=5mm, dy=5mm, dz=5mm

Reference Value = 3.684 V/m; Power Drift = 0.11 dB

Peak SAR (extrapolated) = 0.495 W/kg

SAR(1 g) = 0.189 W/kg; SAR(10 g) = 0.081 W/kg

Maximum value of SAR (measured) = 0.218 W/kg



0 dB = 0.218 W/kg = -6.62 dBW/kg

Test Plot 32#: LTE Band 2_Handheld Left_High_50RB**DUT: Intelligent POS Terminal; Type: N910; Serial: 17081505416**

Communication System: Generic FDD-LTE; Frequency: 1900 MHz; Duty Cycle: 1:1
Medium parameters used: $f = 1900$ MHz; $\sigma = 1.558$ S/m; $\epsilon_r = 53.208$; $\rho = 1000$ kg/m³ ;
Phantom section: Flat Section

DASY5 Configuration:

- Probe: EX3DV4 - SN7329; ConvF(7.77, 7.77, 7.77); Calibrated: 2017/3/13;
- Sensor-Surface: 4mm (Mechanical Surface Detection)
- Electronics: DAE4 Sn1459; Calibrated: 2017/9/15
- Phantom: SAM (30deg probe tilt) with CRP v5.0_20150321; Type: QD000P40CD; Serial: TP:1874
- Measurement SW: DASY52, Version 52.8 (8);

Area Scan (101x121x1): Interpolated grid: dx=1.000 mm, dy=1.000 mm

Maximum value of SAR (interpolated) = 0.160 W/kg

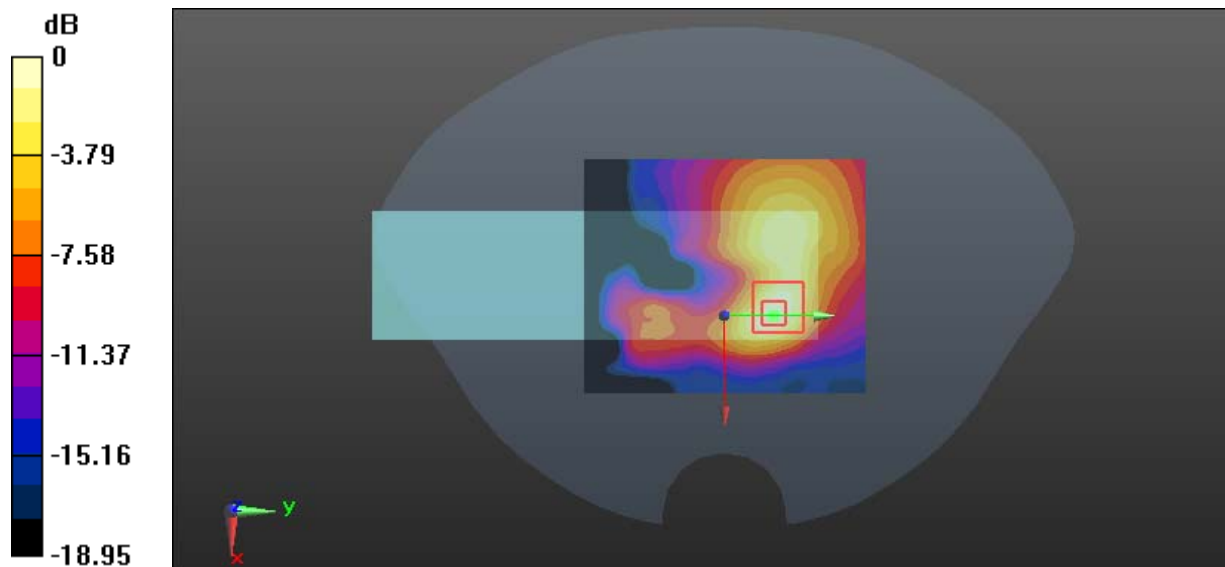
Zoom Scan (7x7x7)/Cube 0: Measurement grid: dx=5mm, dy=5mm, dz=5mm

Reference Value = 2.968 V/m; Power Drift = 0.12 dB

Peak SAR (extrapolated) = 0.353 W/kg

SAR(1 g) = 0.136 W/kg; SAR(10 g) = 0.058 W/kg

Maximum value of SAR (measured) = 0.157 W/kg



0 dB = 0.157 W/kg = -8.04 dBW/kg

Test Plot 33#: LTE Band 2_Handheld Right_High_1RB**DUT: Intelligent POS Terminal; Type: N910; Serial: 17081505416**

Communication System: Generic FDD-LTE; Frequency: 1900 MHz; Duty Cycle: 1:1
Medium parameters used: $f = 1900$ MHz; $\sigma = 1.558$ S/m; $\epsilon_r = 53.208$; $\rho = 1000$ kg/m³ ;
Phantom section: Flat Section

DASY5 Configuration:

- Probe: EX3DV4 - SN7329; ConvF(7.77, 7.77, 7.77); Calibrated: 2017/3/13;
- Sensor-Surface: 4mm (Mechanical Surface Detection)
- Electronics: DAE4 Sn1459; Calibrated: 2017/9/15
- Phantom: SAM (30deg probe tilt) with CRP v5.0_20150321; Type: QD000P40CD; Serial: TP:1874
- Measurement SW: DASY52, Version 52.8 (8);

Area Scan (101x121x1): Interpolated grid: dx=1.000 mm, dy=1.000 mm

Maximum value of SAR (interpolated) = 0.164 W/kg

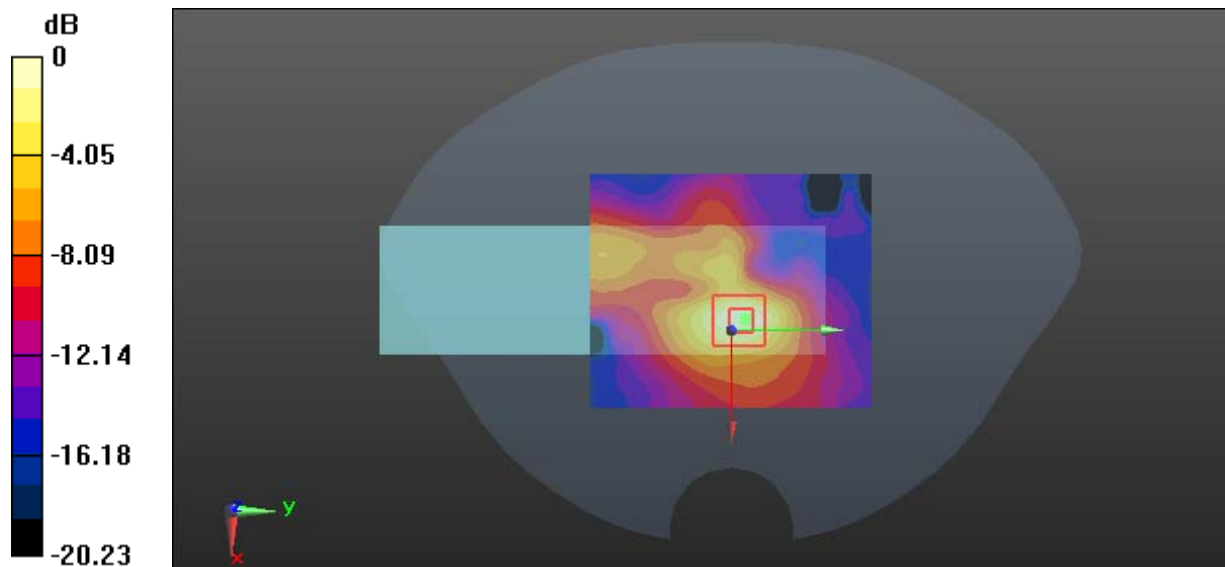
Zoom Scan (7x7x7)/Cube 0: Measurement grid: dx=5mm, dy=5mm, dz=5mm

Reference Value = 7.023 V/m; Power Drift = -0.20 dB

Peak SAR (extrapolated) = 0.278 W/kg

SAR(1 g) = 0.143 W/kg; SAR(10 g) = 0.064 W/kg

Maximum value of SAR (measured) = 0.169 W/kg



0 dB = 0.169 W/kg = -7.72 dBW/kg

Test Plot 34#: LTE Band 2_Handheld Right_High_50RB**DUT: Intelligent POS Terminal; Type: N910; Serial: 17081505416**

Communication System: Generic FDD-LTE; Frequency: 1900 MHz; Duty Cycle: 1:1
Medium parameters used: $f = 1900$ MHz; $\sigma = 1.558$ S/m; $\epsilon_r = 53.208$; $\rho = 1000$ kg/m³ ;
Phantom section: Flat Section

DASY5 Configuration:

- Probe: EX3DV4 - SN7329; ConvF(7.77, 7.77, 7.77); Calibrated: 2017/3/13;
- Sensor-Surface: 4mm (Mechanical Surface Detection)
- Electronics: DAE4 Sn1459; Calibrated: 2017/9/15
- Phantom: SAM (30deg probe tilt) with CRP v5.0_20150321; Type: QD000P40CD; Serial: TP:1874
- Measurement SW: DASY52, Version 52.8 (8);

Area Scan (101x121x1): Interpolated grid: dx=1.000 mm, dy=1.000 mm

Maximum value of SAR (interpolated) = 0.131 W/kg

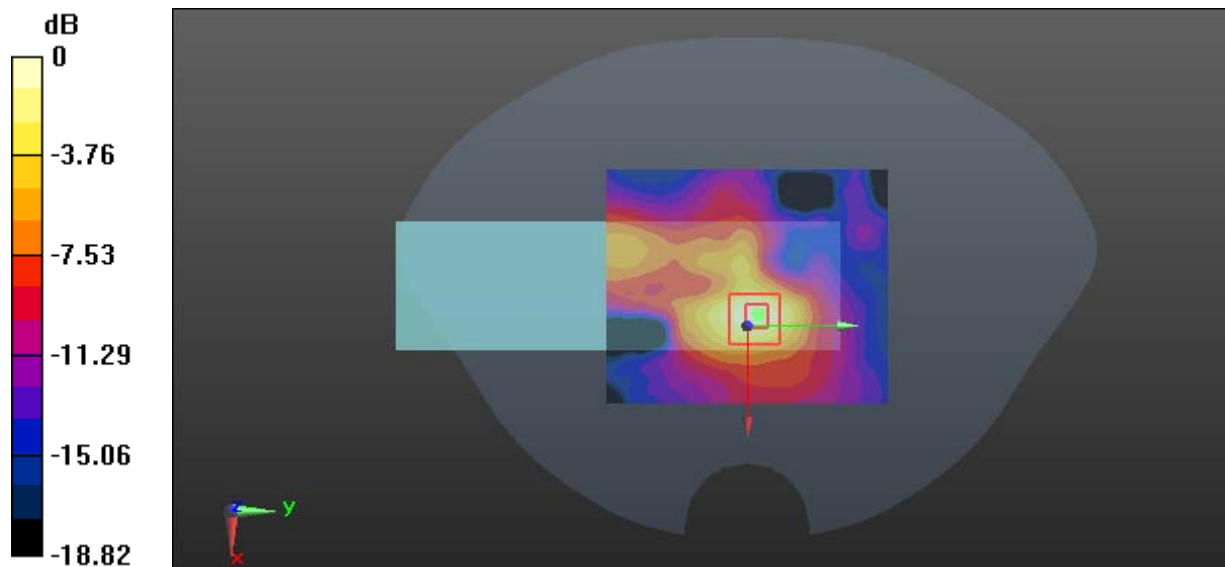
Zoom Scan (7x7x7)/Cube 0: Measurement grid: dx=5mm, dy=5mm, dz=5mm

Reference Value = 5.962 V/m; Power Drift = 0.06 dB

Peak SAR (extrapolated) = 0.246 W/kg

SAR(1 g) = 0.112 W/kg; SAR(10 g) = 0.048 W/kg

Maximum value of SAR (measured) = 0.134 W/kg



0 dB = 0.134 W/kg = -8.73 dBW/kg

Test Plot 35#: LTE Band 2_Handheld Top_High_1RB**DUT: Intelligent POS Terminal; Type: N910; Serial: 17081505416**

Communication System: Generic FDD-LTE; Frequency: 1900 MHz; Duty Cycle: 1:1
Medium parameters used: $f = 1900$ MHz; $\sigma = 1.558$ S/m; $\epsilon_r = 53.208$; $\rho = 1000$ kg/m³ ;
Phantom section: Flat Section

DASY5 Configuration:

- Probe: EX3DV4 - SN7329; ConvF(7.77, 7.77, 7.77); Calibrated: 2017/3/13;
- Sensor-Surface: 4mm (Mechanical Surface Detection)
- Electronics: DAE4 Sn1459; Calibrated: 2017/9/15
- Phantom: SAM (30deg probe tilt) with CRP v5.0_20150321; Type: QD000P40CD; Serial: TP:1874
- Measurement SW: DASY52, Version 52.8 (8);

Area Scan (101x121x1): Interpolated grid: dx=1.000 mm, dy=1.000 mm

Maximum value of SAR (interpolated) = 0.155 W/kg

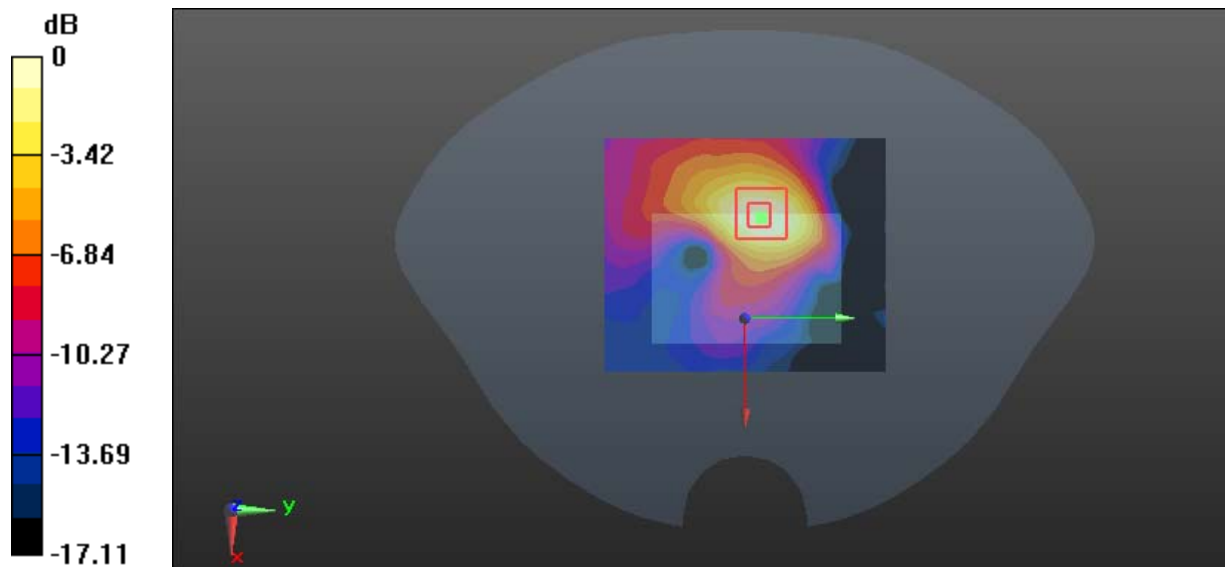
Zoom Scan (7x7x7)/Cube 0: Measurement grid: dx=5mm, dy=5mm, dz=5mm

Reference Value = 4.178 V/m; Power Drift = 0.17 dB

Peak SAR (extrapolated) = 0.468 W/kg

SAR(1 g) = 0.132 W/kg; SAR(10 g) = 0.061 W/kg

Maximum value of SAR (measured) = 0.145 W/kg



0 dB = 0.145 W/kg = -8.39 dBW/kg

Test Plot 36#: LTE Band 2_Handheld Top_High_50RB**DUT: Intelligent POS Terminal; Type: N910; Serial: 17081505416**

Communication System: Generic FDD-LTE; Frequency: 1900 MHz; Duty Cycle: 1:1
Medium parameters used: $f = 1900$ MHz; $\sigma = 1.558$ S/m; $\epsilon_r = 53.208$; $\rho = 1000$ kg/m³ ;
Phantom section: Flat Section

DASY5 Configuration:

- Probe: EX3DV4 - SN7329; ConvF(7.77, 7.77, 7.77); Calibrated: 2017/3/13;
- Sensor-Surface: 4mm (Mechanical Surface Detection)
- Electronics: DAE4 Sn1459; Calibrated: 2017/9/15
- Phantom: SAM (30deg probe tilt) with CRP v5.0_20150321; Type: QD000P40CD; Serial: TP:1874
- Measurement SW: DASY52, Version 52.8 (8);

Area Scan (101x121x1): Interpolated grid: dx=1.000 mm, dy=1.000 mm

Maximum value of SAR (interpolated) = 0.115 W/kg


Zoom Scan (7x7x7)/Cube 0: Measurement grid: dx=5mm, dy=5mm, dz=5mm

Reference Value = 3.510 V/m; Power Drift = 0.14 dB

Peak SAR (extrapolated) = 0.331 W/kg

SAR(1 g) = 0.098 W/kg; SAR(10 g) = 0.044 W/kg

Maximum value of SAR (measured) = 0.115 W/kg



0 dB = 0.115 W/kg = -9.39 dBW/kg

Test Plot 37#: LTE Band 4_Body Back_Middle_1RB**DUT: Intelligent POS Terminal; Type: N910; Serial: 17081505416**

Communication System: Generic FDD-LTE; Frequency: 1732.5 MHz; Duty Cycle: 1:1
Medium parameters used: $f = 1732.5$ MHz; $\sigma = 1.496$ S/m; $\epsilon_r = 53.439$; $\rho = 1000$ kg/m³ ;
Phantom section: Flat Section

DASY5 Configuration:

- Probe: EX3DV4 - SN7329; ConvF(8.13, 8.13, 8.13); Calibrated: 2017/3/13;
- Sensor-Surface: 4mm (Mechanical Surface Detection)
- Electronics: DAE4 Sn1459; Calibrated: 2017/9/15
- Phantom: SAM (30deg probe tilt) with CRP v5.0_20150321; Type: QD000P40CD; Serial: TP:1874
- Measurement SW: DASY52, Version 52.8 (8);

Area Scan (101x121x1): Interpolated grid: dx=1.000 mm, dy=1.000 mm

Maximum value of SAR (interpolated) = 0.933 W/kg

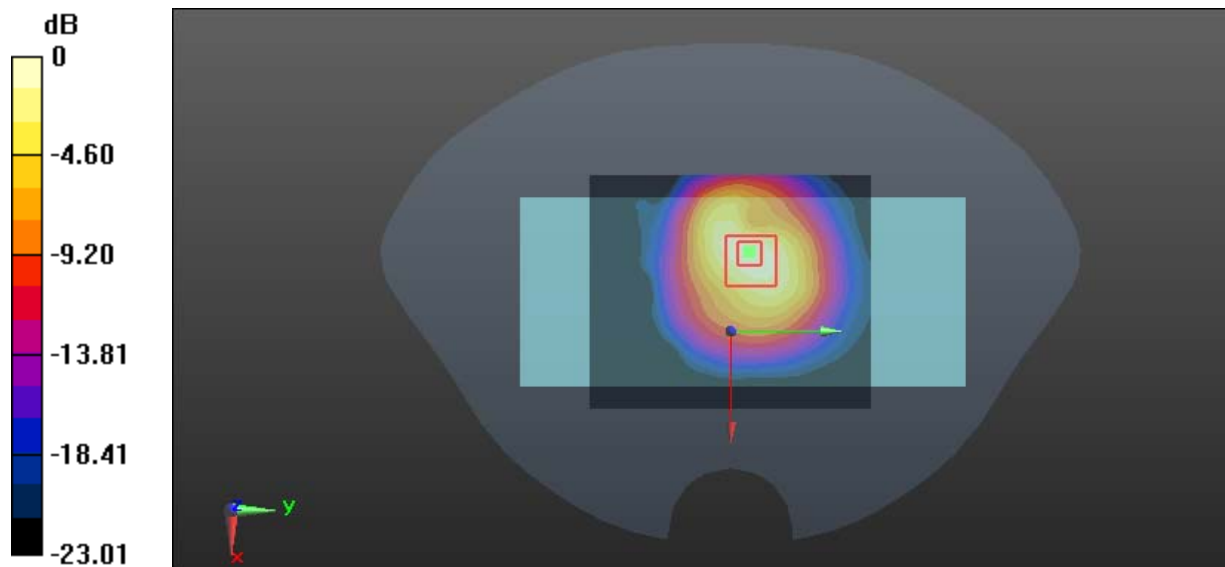
Zoom Scan (7x7x7)/Cube 0: Measurement grid: dx=5mm, dy=5mm, dz=5mm

Reference Value = 13.07 V/m; Power Drift = -0.09 dB

Peak SAR (extrapolated) = 1.78 W/kg

SAR(1 g) = 0.726 W/kg; SAR(10 g) = 0.394 W/kg

Maximum value of SAR (measured) = 0.907 W/kg



0 dB = 0.907 W/kg = -0.42 dBW/kg

Test Plot 38#: LTE Band 4_Body Back_High_50RB**DUT: Intelligent POS Terminal; Type: N910; Serial: 17081505416**

Communication System: Generic FDD-LTE; Frequency: 1745 MHz; Duty Cycle: 1:1
Medium parameters used: $f = 1745$ MHz; $\sigma = 1.502$ S/m; $\epsilon_r = 53.371$; $\rho = 1000$ kg/m³ ;
Phantom section: Flat Section

DASY5 Configuration:

- Probe: EX3DV4 - SN7329; ConvF(8.13, 8.13, 8.13); Calibrated: 2017/3/13;
- Sensor-Surface: 4mm (Mechanical Surface Detection)
- Electronics: DAE4 Sn1459; Calibrated: 2017/9/15
- Phantom: SAM (30deg probe tilt) with CRP v5.0_20150321; Type: QD000P40CD; Serial: TP:1874
- Measurement SW: DASY52, Version 52.8 (8);

Area Scan (101x121x1): Interpolated grid: dx=1.000 mm, dy=1.000 mm

Maximum value of SAR (interpolated) = 0.848 W/kg

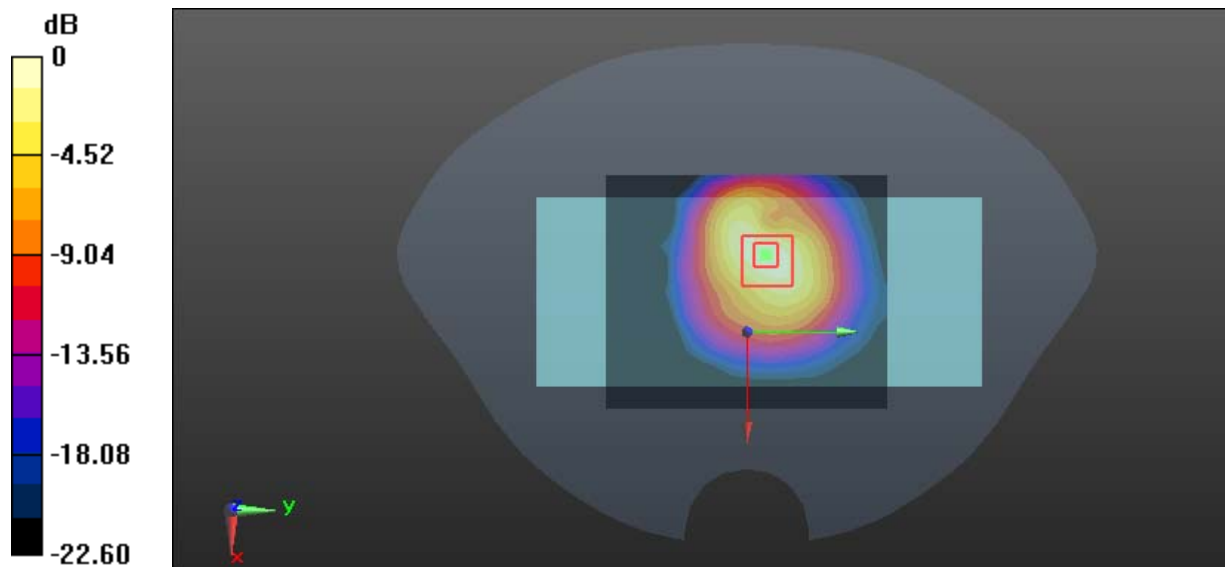
Zoom Scan (7x7x7)/Cube 0: Measurement grid: dx=5mm, dy=5mm, dz=5mm

Reference Value = 13.29 V/m; Power Drift = 0.12 dB

Peak SAR (extrapolated) = 1.60 W/kg

SAR(1 g) = 0.665 W/kg; SAR(10 g) = 0.344 W/kg

Maximum value of SAR (measured) = 0.831 W/kg



0 dB = 0.831 W/kg = -0.80 dBW/kg

Test Plot 39#: LTE Band 4_Handheld Left_Middle_1RB**DUT: Intelligent POS Terminal; Type: N910; Serial: 17081505416**

Communication System: Generic FDD-LTE; Frequency: 1732.5 MHz; Duty Cycle: 1:1
Medium parameters used: $f = 1732.5$ MHz; $\sigma = 1.496$ S/m; $\epsilon_r = 53.439$; $\rho = 1000$ kg/m³ ;
Phantom section: Flat Section

DASY5 Configuration:

- Probe: EX3DV4 - SN7329; ConvF(8.13, 8.13, 8.13); Calibrated: 2017/3/13;
- Sensor-Surface: 4mm (Mechanical Surface Detection)
- Electronics: DAE4 Sn1459; Calibrated: 2017/9/15
- Phantom: SAM (30deg probe tilt) with CRP v5.0_20150321; Type: QD000P40CD; Serial: TP:1874
- Measurement SW: DASY52, Version 52.8 (8);

Area Scan (101x121x1): Interpolated grid: dx=1.000 mm, dy=1.000 mm

Maximum value of SAR (interpolated) = 0.0449 W/kg

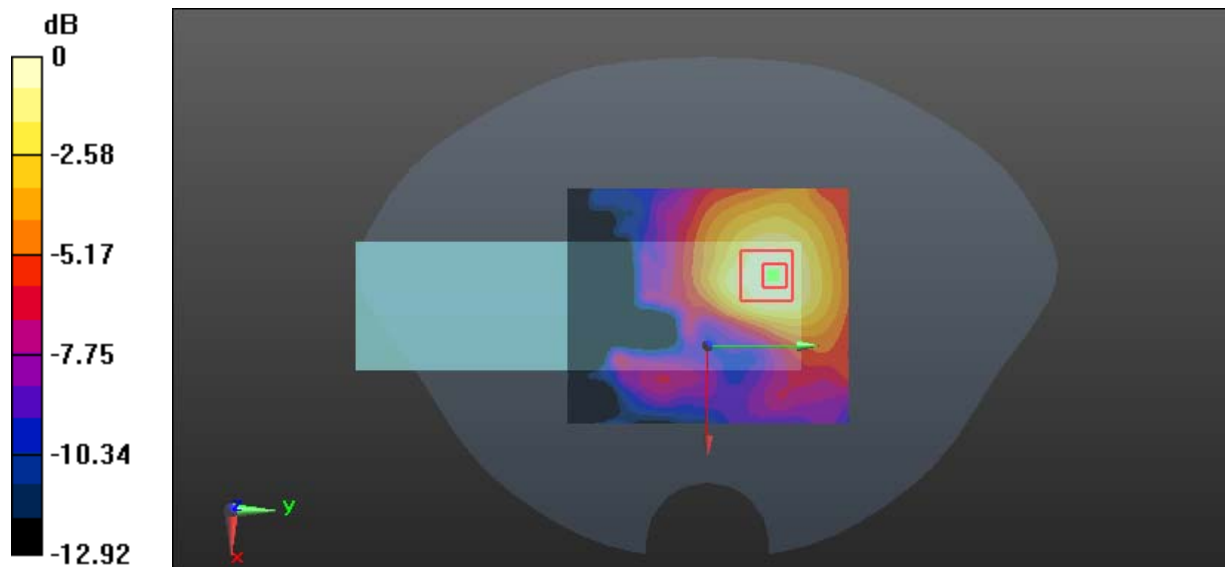
Zoom Scan (7x7x7)/Cube 0: Measurement grid: dx=5mm, dy=5mm, dz=5mm

Reference Value = 3.196 V/m; Power Drift = -0.16 dB

Peak SAR (extrapolated) = 0.167 W/kg

SAR(1 g) = 0.044 W/kg; SAR(10 g) = 0.025 W/kg

Maximum value of SAR (measured) = 0.0465 W/kg



0 dB = 0.0465 W/kg = -13.33 dBW/kg

Test Plot 40#: LTE Band 4_Handheld Left_High_50RB**DUT: Intelligent POS Terminal; Type: N910; Serial: 17081505416**

Communication System: Generic FDD-LTE; Frequency: 1745 MHz; Duty Cycle: 1:1
Medium parameters used: $f = 1745$ MHz; $\sigma = 1.502$ S/m; $\epsilon_r = 53.371$; $\rho = 1000$ kg/m³ ;
Phantom section: Flat Section

DASY5 Configuration:

- Probe: EX3DV4 - SN7329; ConvF(8.13, 8.13, 8.13); Calibrated: 2017/3/13;
- Sensor-Surface: 4mm (Mechanical Surface Detection)
- Electronics: DAE4 Sn1459; Calibrated: 2017/9/15
- Phantom: SAM (30deg probe tilt) with CRP v5.0_20150321; Type: QD000P40CD; Serial: TP:1874
- Measurement SW: DASY52, Version 52.8 (8);

Area Scan (101x121x1): Interpolated grid: dx=1.000 mm, dy=1.000 mm

Maximum value of SAR (interpolated) = 0.0331 W/kg

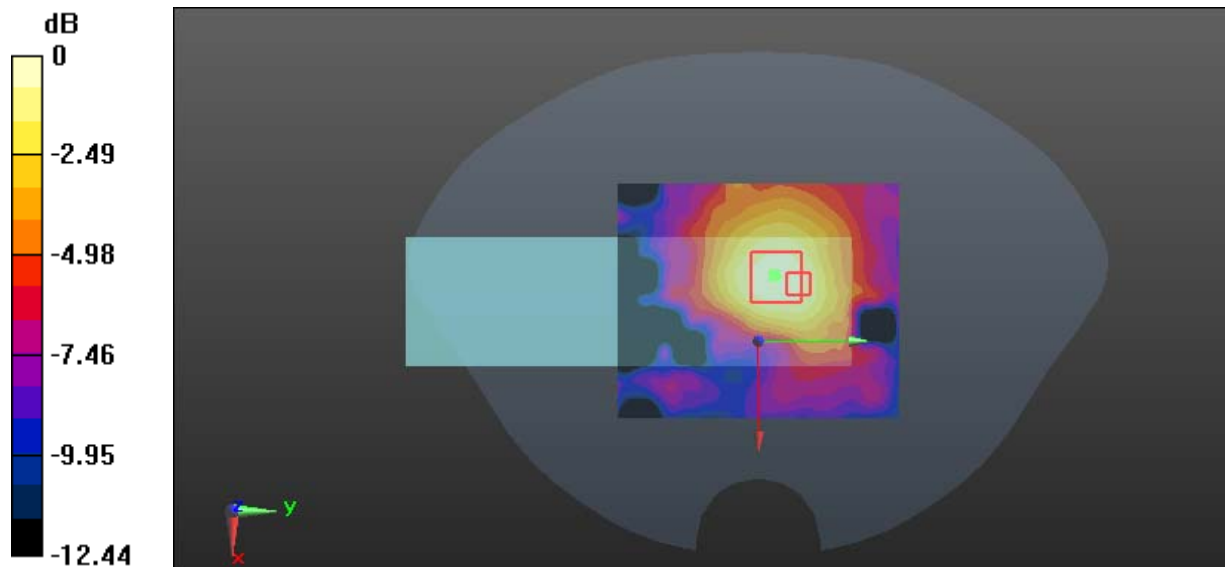
Zoom Scan (7x7x7)/Cube 0: Measurement grid: dx=5mm, dy=5mm, dz=5mm

Reference Value = 4.302 V/m; Power Drift = 0.34 dB

Peak SAR (extrapolated) = 0.172 W/kg

SAR(1 g) = 0.036 W/kg; SAR(10 g) = 0.018 W/kg

Maximum value of SAR (measured) = 0.0345 W/kg



0 dB = 0.0345 W/kg = -14.62 dBW/kg

Test Plot 41#: LTE Band 4_Handheld Right_Middle_1RB**DUT: Intelligent POS Terminal; Type: N910; Serial: 17081505416**

Communication System: Generic FDD-LTE; Frequency: 1732.5 MHz; Duty Cycle: 1:1
Medium parameters used: $f = 1732.5$ MHz; $\sigma = 1.496$ S/m; $\epsilon_r = 53.439$; $\rho = 1000$ kg/m³ ;
Phantom section: Flat Section

DASY5 Configuration:

- Probe: EX3DV4 - SN7329; ConvF(8.13, 8.13, 8.13); Calibrated: 2017/3/13;
- Sensor-Surface: 4mm (Mechanical Surface Detection)
- Electronics: DAE4 Sn1459; Calibrated: 2017/9/15
- Phantom: SAM (30deg probe tilt) with CRP v5.0_20150321; Type: QD000P40CD; Serial: TP:1874
- Measurement SW: DASY52, Version 52.8 (8);

Area Scan (101x121x1): Interpolated grid: dx=1.000 mm, dy=1.000 mm

Maximum value of SAR (interpolated) = 0.0571 W/kg

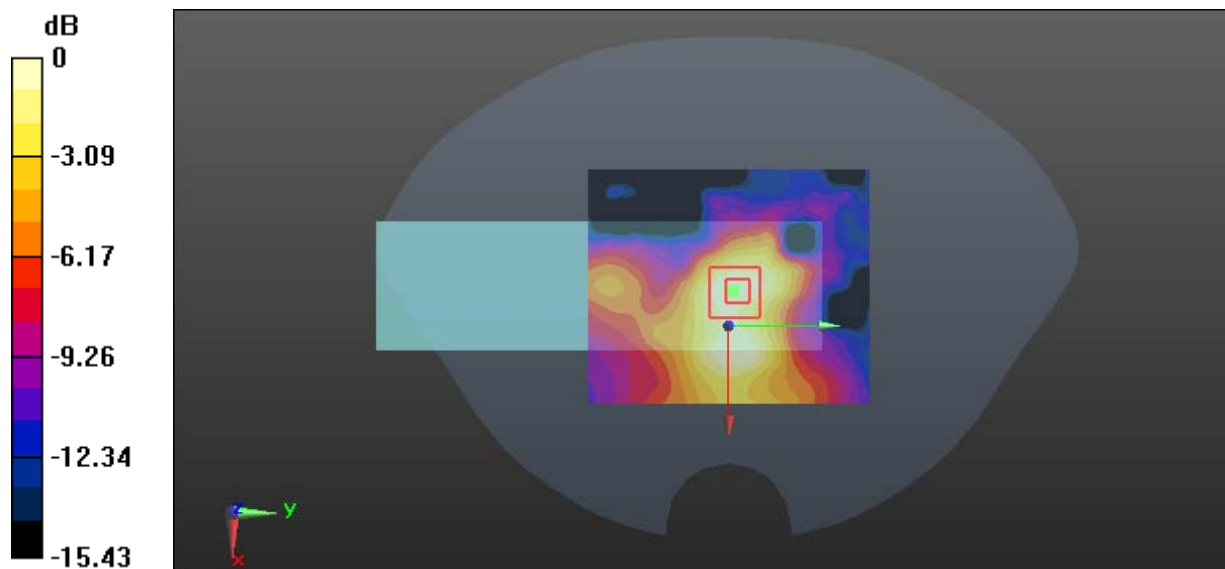
Zoom Scan (7x7x7)/Cube 0: Measurement grid: dx=5mm, dy=5mm, dz=5mm

Reference Value = 5.990 V/m; Power Drift = 0.04 dB

Peak SAR (extrapolated) = 0.202 W/kg

SAR(1 g) = 0.048 W/kg; SAR(10 g) = 0.022 W/kg

Maximum value of SAR (measured) = 0.0534 W/kg



0 dB = 0.0534 W/kg = -12.72 dBW/kg

Test Plot 42#: LTE Band 4_Handheld Right_High_50RB**DUT: Intelligent POS Terminal; Type: N910; Serial: 17081505416**

Communication System: Generic FDD-LTE; Frequency: 1745 MHz; Duty Cycle: 1:1
Medium parameters used: $f = 1745$ MHz; $\sigma = 1.502$ S/m; $\epsilon_r = 53.371$; $\rho = 1000$ kg/m³ ;
Phantom section: Flat Section

DASY5 Configuration:

- Probe: EX3DV4 - SN7329; ConvF(8.13, 8.13, 8.13); Calibrated: 2017/3/13;
- Sensor-Surface: 4mm (Mechanical Surface Detection)
- Electronics: DAE4 Sn1459; Calibrated: 2017/9/15
- Phantom: SAM (30deg probe tilt) with CRP v5.0_20150321; Type: QD000P40CD; Serial: TP:1874
- Measurement SW: DASY52, Version 52.8 (8);

Area Scan (101x121x1): Interpolated grid: dx=1.000 mm, dy=1.000 mm

Maximum value of SAR (interpolated) = 0.0487 W/kg

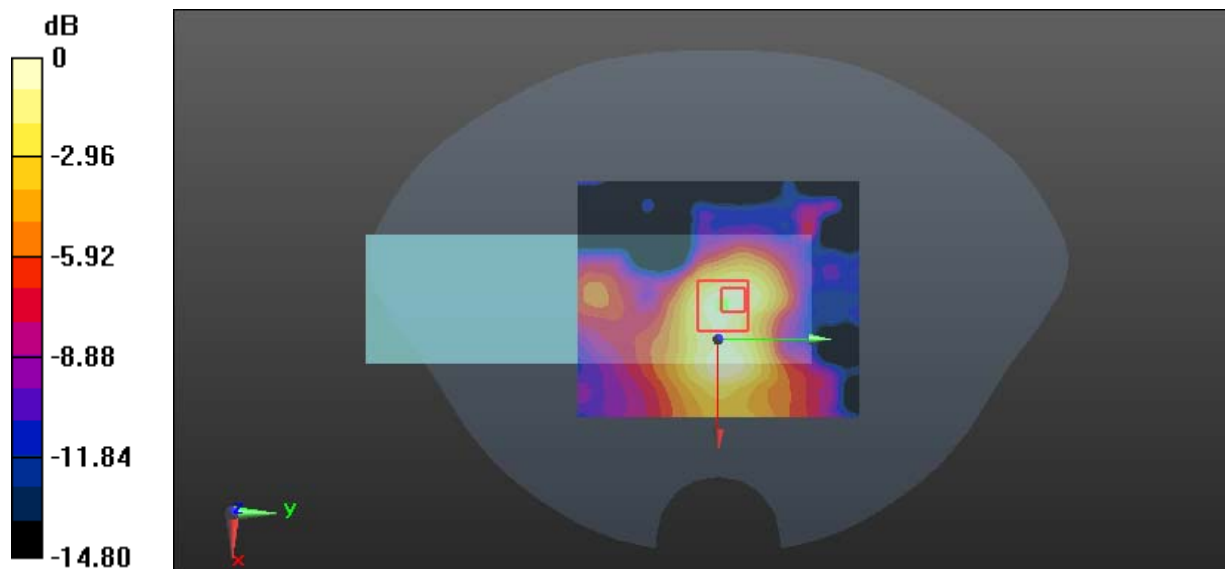
Zoom Scan (7x7x7)/Cube 0: Measurement grid: dx=5mm, dy=5mm, dz=5mm

Reference Value = 5.565 V/m; Power Drift = 0.38 dB

Peak SAR (extrapolated) = 0.229 W/kg

SAR(1 g) = 0.052 W/kg; SAR(10 g) = 0.020 W/kg

Maximum value of SAR (measured) = 0.0497 W/kg



0 dB = 0.0497 W/kg = -13.04 dBW/kg

Test Plot 43#: LTE Band 4_Handheld Top_Middle_1RB**DUT: Intelligent POS Terminal; Type: N910; Serial: 17081505416**

Communication System: Generic FDD-LTE; Frequency: 1732.5 MHz; Duty Cycle: 1:1
Medium parameters used: $f = 1732.5$ MHz; $\sigma = 1.496$ S/m; $\epsilon_r = 53.439$; $\rho = 1000$ kg/m³ ;
Phantom section: Flat Section

DASY5 Configuration:

- Probe: EX3DV4 - SN7329; ConvF(8.13, 8.13, 8.13); Calibrated: 2017/3/13;
- Sensor-Surface: 4mm (Mechanical Surface Detection)
- Electronics: DAE4 Sn1459; Calibrated: 2017/9/15
- Phantom: SAM (30deg probe tilt) with CRP v5.0_20150321; Type: QD000P40CD; Serial: TP:1874
- Measurement SW: DASY52, Version 52.8 (8);

Area Scan (101x121x1): Interpolated grid: dx=1.000 mm, dy=1.000 mm

Maximum value of SAR (interpolated) = 0.282 W/kg

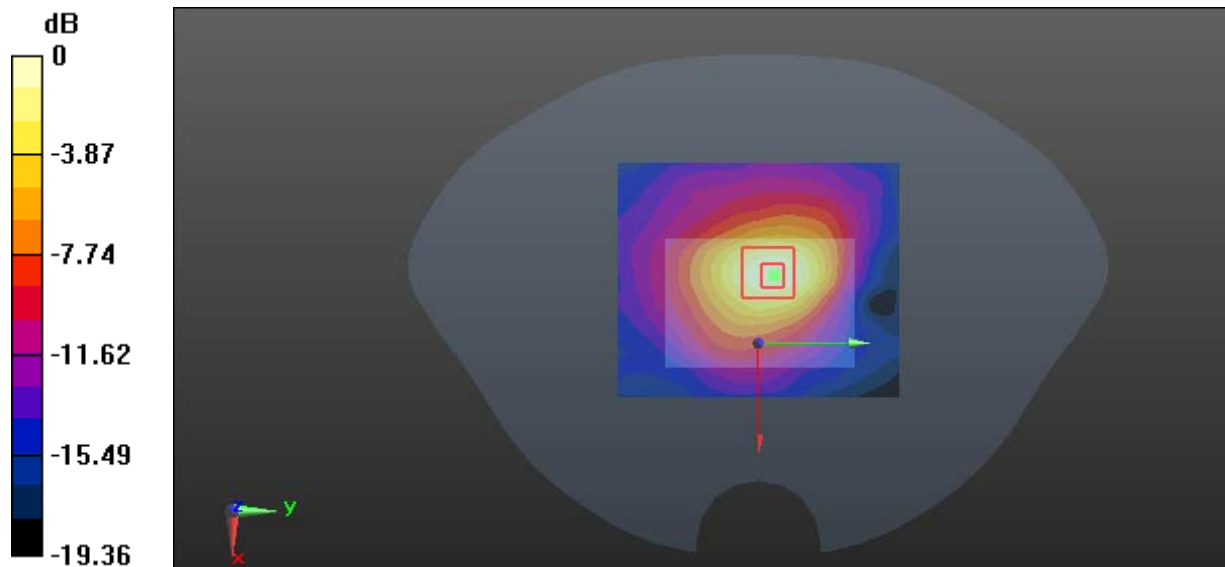
Zoom Scan (7x7x7)/Cube 0: Measurement grid: dx=5mm, dy=5mm, dz=5mm

Reference Value = 9.720 V/m; Power Drift = 0.14 dB

Peak SAR (extrapolated) = 0.436 W/kg

SAR(1 g) = 0.242 W/kg; SAR(10 g) = 0.119 W/kg

Maximum value of SAR (measured) = 0.277 W/kg



0 dB = 0.277 W/kg = -5.58 dBW/kg

Test Plot 44#: LTE Band 4_Handheld Top_High_50RB**DUT: Intelligent POS Terminal; Type: N910; Serial: 17081505416**

Communication System: Generic FDD-LTE; Frequency: 1745 MHz; Duty Cycle: 1:1
Medium parameters used: $f = 1745$ MHz; $\sigma = 1.502$ S/m; $\epsilon_r = 53.371$; $\rho = 1000$ kg/m³ ;
Phantom section: Flat Section

DASY5 Configuration:

- Probe: EX3DV4 - SN7329; ConvF(8.13, 8.13, 8.13); Calibrated: 2017/3/13;
- Sensor-Surface: 4mm (Mechanical Surface Detection)
- Electronics: DAE4 Sn1459; Calibrated: 2017/9/15
- Phantom: SAM (30deg probe tilt) with CRP v5.0_20150321; Type: QD000P40CD; Serial: TP:1874
- Measurement SW: DASY52, Version 52.8 (8);

Area Scan (101x121x1): Interpolated grid: dx=1.000 mm, dy=1.000 mm

Maximum value of SAR (interpolated) = 0.213 W/kg

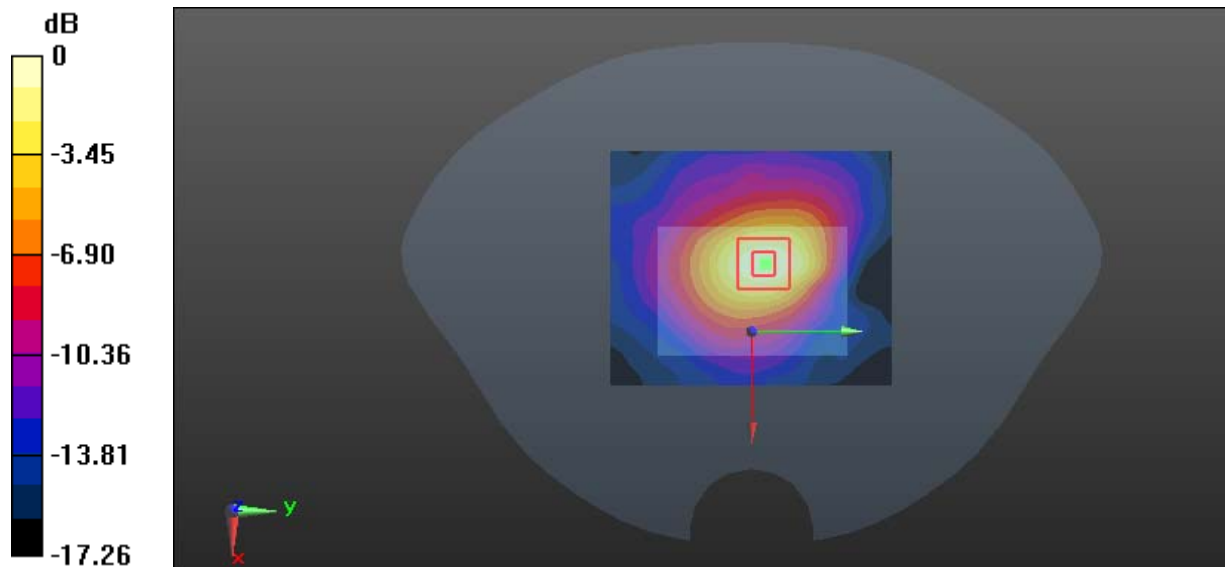
Zoom Scan (7x7x7)/Cube 0: Measurement grid: dx=5mm, dy=5mm, dz=5mm

Reference Value = 8.459 V/m; Power Drift = 0.19 dB

Peak SAR (extrapolated) = 0.322 W/kg

SAR(1 g) = 0.179 W/kg; SAR(10 g) = 0.084 W/kg

Maximum value of SAR (measured) = 0.202 W/kg



0 dB = 0.202 W/kg = -6.95 dBW/kg

Test Plot 45#: LTE Band 5_Body Back_Middle_1RB**DUT: Intelligent POS Terminal; Type: N910; Serial: 17081505416**

Communication System: Generic FDD-LTE; Frequency: 836.5 MHz; Duty Cycle: 1:1
Medium parameters used: $f = 836.5$ MHz; $\sigma = 0.97$ S/m; $\epsilon_r = 55.18$; $\rho = 1000$ kg/m³ ;
Phantom section: Flat Section

DASY5 Configuration:

- Probe: EX3DV4 - SN7329; ConvF(9.58, 9.58, 9.58); Calibrated: 2017/3/13;
- Sensor-Surface: 4mm (Mechanical Surface Detection)
- Electronics: DAE4 Sn1459; Calibrated: 2017/9/15
- Phantom: SAM (30deg probe tilt) with CRP v5.0_20150321; Type: QD000P40CD; Serial: TP:1874
- Measurement SW: DASY52, Version 52.8 (8);

Area Scan (101x121x1): Interpolated grid: dx=1.000 mm, dy=1.000 mm

Maximum value of SAR (interpolated) = 0.584 W/kg

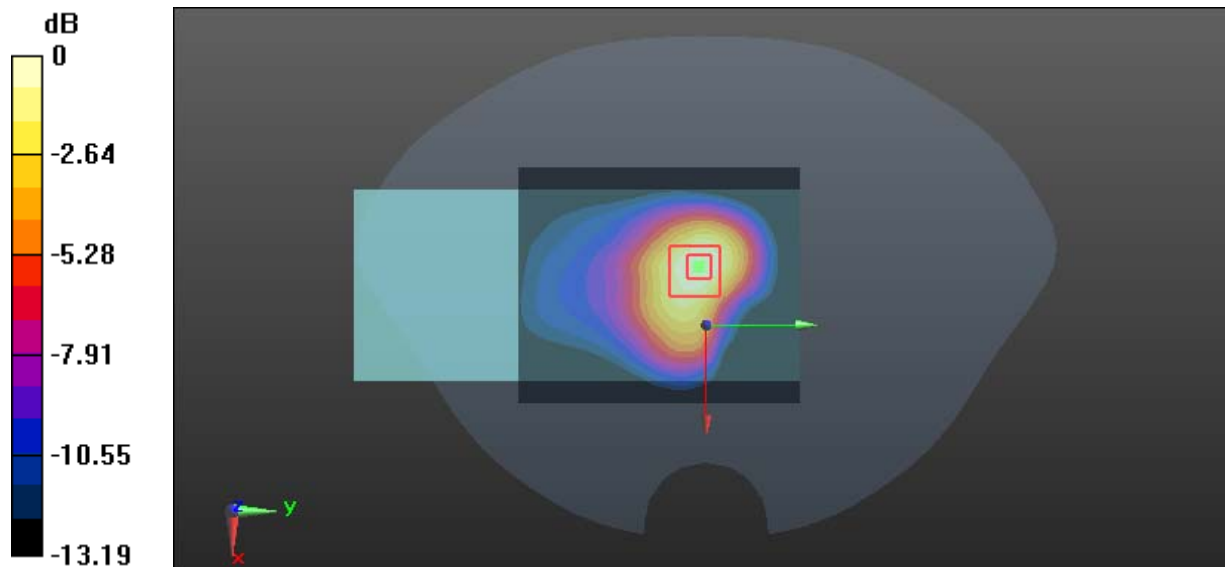
Zoom Scan (7x7x7)/Cube 0: Measurement grid: dx=5mm, dy=5mm, dz=5mm

Reference Value = 20.94 V/m; Power Drift = 0.03 dB

Peak SAR (extrapolated) = 0.780 W/kg

SAR(1 g) = 0.495 W/kg; SAR(10 g) = 0.301 W/kg

Maximum value of SAR (measured) = 0.544 W/kg



0 dB = 0.544 W/kg = -2.64 dBW/kg

Test Plot 46#: LTE Band 5_Body Back_Middle_50RB**DUT: Intelligent POS Terminal; Type: N910; Serial: 17081505416**

Communication System: Generic FDD-LTE; Frequency: 836.5 MHz; Duty Cycle: 1:1
Medium parameters used: $f = 836.5$ MHz; $\sigma = 0.97$ S/m; $\epsilon_r = 55.18$; $\rho = 1000$ kg/m³ ;
Phantom section: Flat Section

DASY5 Configuration:

- Probe: EX3DV4 - SN7329; ConvF(9.58, 9.58, 9.58); Calibrated: 2017/3/13;
- Sensor-Surface: 4mm (Mechanical Surface Detection)
- Electronics: DAE4 Sn1459; Calibrated: 2017/9/15
- Phantom: SAM (30deg probe tilt) with CRP v5.0_20150321; Type: QD000P40CD; Serial: TP:1874
- Measurement SW: DASY52, Version 52.8 (8);

Area Scan (101x121x1): Interpolated grid: dx=1.000 mm, dy=1.000 mm

Maximum value of SAR (interpolated) = 0.412 W/kg

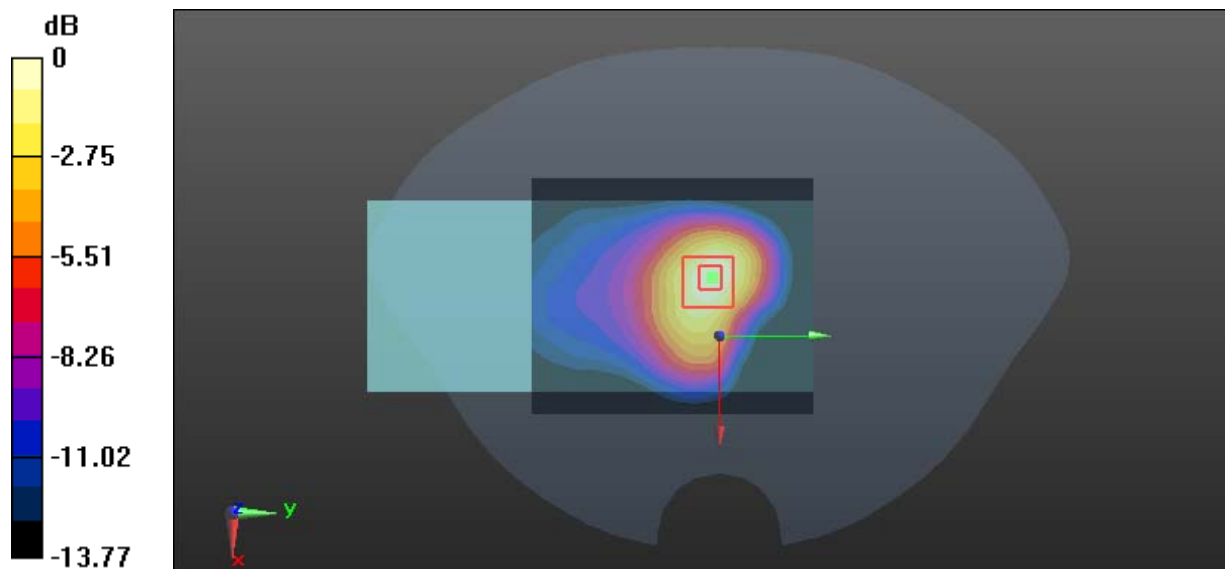
Zoom Scan (7x7x7)/Cube 0: Measurement grid: dx=5mm, dy=5mm, dz=5mm

Reference Value = 18.06 V/m; Power Drift = 0.15 dB

Peak SAR (extrapolated) = 0.601 W/kg

SAR(1 g) = 0.372 W/kg; SAR(10 g) = 0.224 W/kg

Maximum value of SAR (measured) = 0.411 W/kg



0 dB = 0.411 W/kg = -3.86 dBW/kg

Test Plot 47#: LTE Band 5_Handheld Left_Middle_1RB**DUT: Intelligent POS Terminal; Type: N910; Serial: 17081505416**

Communication System: Generic FDD-LTE; Frequency: 836.5 MHz; Duty Cycle: 1:1
Medium parameters used: $f = 836.5$ MHz; $\sigma = 0.97$ S/m; $\epsilon_r = 55.18$; $\rho = 1000$ kg/m³ ;
Phantom section: Flat Section

DASY5 Configuration:

- Probe: EX3DV4 - SN7329; ConvF(9.58, 9.58, 9.58); Calibrated: 2017/3/13;
- Sensor-Surface: 4mm (Mechanical Surface Detection)
- Electronics: DAE4 Sn1459; Calibrated: 2017/9/15
- Phantom: SAM (30deg probe tilt) with CRP v5.0_20150321; Type: QD000P40CD; Serial: TP:1874
- Measurement SW: DASY52, Version 52.8 (8);

Area Scan (111x121x1): Interpolated grid: dx=1.000 mm, dy=1.000 mm

Maximum value of SAR (interpolated) = 0.135 W/kg

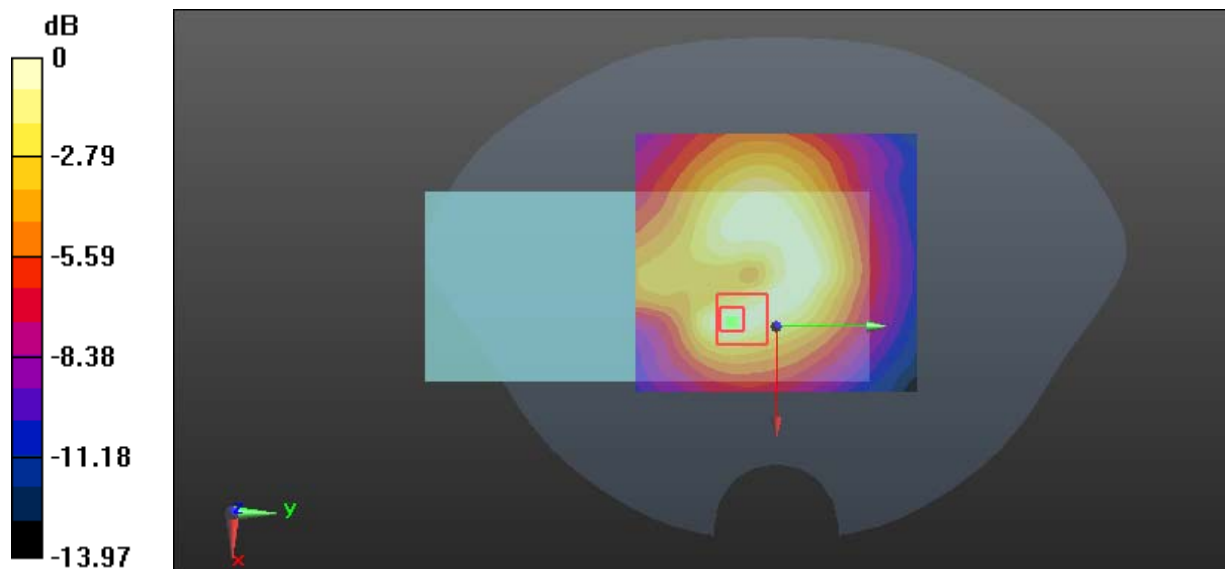
Zoom Scan (7x7x7)/Cube 0: Measurement grid: dx=5mm, dy=5mm, dz=5mm

Reference Value = 11.15 V/m; Power Drift = 0.13 dB

Peak SAR (extrapolated) = 0.275 W/kg

SAR(1 g) = 0.116 W/kg; SAR(10 g) = 0.061 W/kg

Maximum value of SAR (measured) = 0.129 W/kg



0 dB = 0.129 W/kg = -8.89 dBW/kg

Test Plot 48#: LTE Band 5_Handheld Left_Middle_50RB**DUT: Intelligent POS Terminal; Type: N910; Serial: 17081505416**

Communication System: Generic FDD-LTE; Frequency: 836.5 MHz; Duty Cycle: 1:1
Medium parameters used: $f = 836.5$ MHz; $\sigma = 0.97$ S/m; $\epsilon_r = 55.18$; $\rho = 1000$ kg/m³ ;
Phantom section: Flat Section

DASY5 Configuration:

- Probe: EX3DV4 - SN7329; ConvF(9.58, 9.58, 9.58); Calibrated: 2017/3/13;
- Sensor-Surface: 4mm (Mechanical Surface Detection)
- Electronics: DAE4 Sn1459; Calibrated: 2017/9/15
- Phantom: SAM (30deg probe tilt) with CRP v5.0_20150321; Type: QD000P40CD; Serial: TP:1874
- Measurement SW: DASY52, Version 52.8 (8);

Area Scan (101x121x1): Interpolated grid: dx=1.000 mm, dy=1.000 mm

Maximum value of SAR (interpolated) = 0.130 W/kg

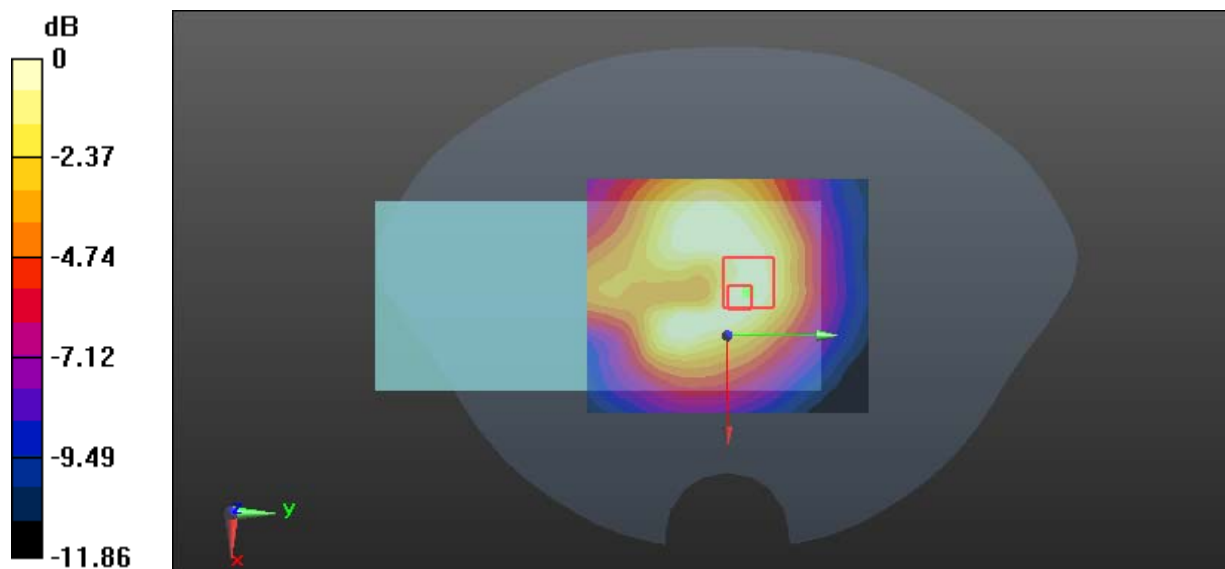
Zoom Scan (7x7x7)/Cube 0: Measurement grid: dx=5mm, dy=5mm, dz=5mm

Reference Value = 10.78 V/m; Power Drift = 0.18 dB

Peak SAR (extrapolated) = 0.192 W/kg

SAR(1 g) = 0.113 W/kg; SAR(10 g) = 0.070 W/kg

Maximum value of SAR (measured) = 0.124 W/kg



0 dB = 0.124 W/kg = -9.07 dBW/kg

Test Plot 49#: LTE Band 5_Handheld Right_Middle_1RB**DUT: Intelligent POS Terminal; Type: N910; Serial: 17081505416**

Communication System: Generic FDD-LTE; Frequency: 836.5 MHz; Duty Cycle: 1:1
Medium parameters used: $f = 836.5$ MHz; $\sigma = 0.97$ S/m; $\epsilon_r = 55.18$; $\rho = 1000$ kg/m³ ;
Phantom section: Flat Section

DASY5 Configuration:

- Probe: EX3DV4 - SN7329; ConvF(9.58, 9.58, 9.58); Calibrated: 2017/3/13;
- Sensor-Surface: 4mm (Mechanical Surface Detection)
- Electronics: DAE4 Sn1459; Calibrated: 2017/9/15
- Phantom: SAM (30deg probe tilt) with CRP v5.0_20150321; Type: QD000P40CD; Serial: TP:1874
- Measurement SW: DASY52, Version 52.8 (8);

Area Scan (101x141x1): Interpolated grid: dx=1.000 mm, dy=1.000 mm

Maximum value of SAR (interpolated) = 0.162 W/kg

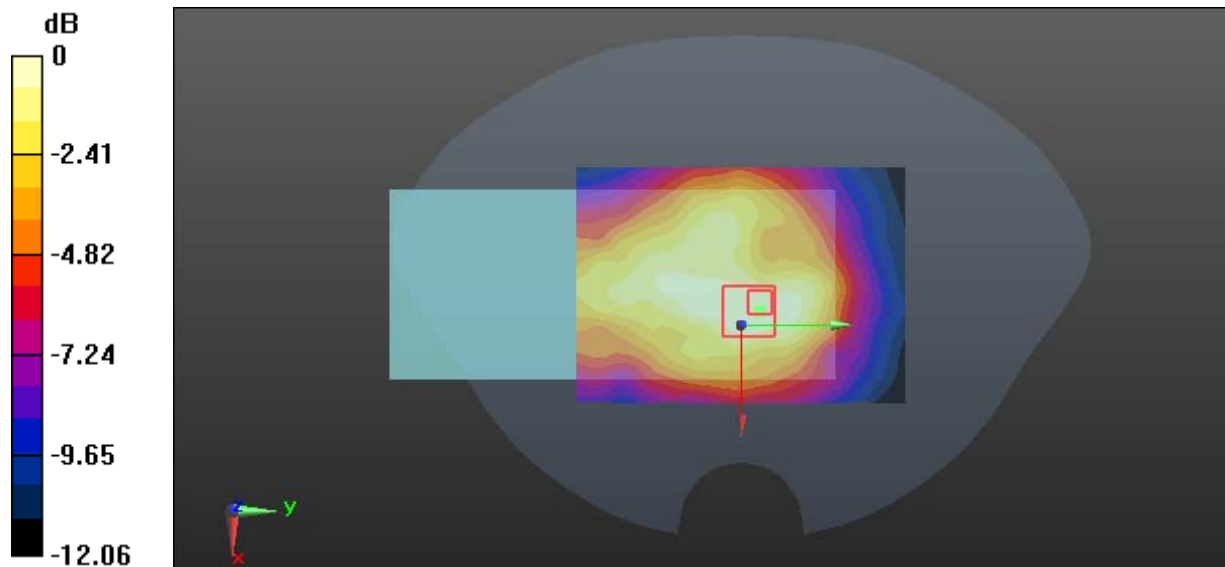
Zoom Scan (7x7x7)/Cube 0: Measurement grid: dx=5mm, dy=5mm, dz=5mm

Reference Value = 11.15 V/m; Power Drift = 0.123 dB

Peak SAR (extrapolated) = 0.204 W/kg

SAR(1 g) = 0.133 W/kg; SAR(10 g) = 0.094 W/kg

Maximum value of SAR (measured) = 0.157 W/kg



0 dB = 0.157 W/kg = -8.04 dBW/kg

Test Plot 50#: LTE Band 5_Handheld Right_Middle_50RB**DUT: Intelligent POS Terminal; Type: N910; Serial: 17081505416**

Communication System: Generic FDD-LTE; Frequency: 836.5 MHz; Duty Cycle: 1:1
Medium parameters used: $f = 836.5$ MHz; $\sigma = 0.97$ S/m; $\epsilon_r = 55.18$; $\rho = 1000$ kg/m³ ;
Phantom section: Flat Section

DASY5 Configuration:

- Probe: EX3DV4 - SN7329; ConvF(9.58, 9.58, 9.58); Calibrated: 2017/3/13;
- Sensor-Surface: 4mm (Mechanical Surface Detection)
- Electronics: DAE4 Sn1459; Calibrated: 2017/9/15
- Phantom: SAM (30deg probe tilt) with CRP v5.0_20150321; Type: QD000P40CD; Serial: TP:1874
- Measurement SW: DASY52, Version 52.8 (8);

Area Scan (101x121x1): Interpolated grid: dx=1.000 mm, dy=1.000 mm

Maximum value of SAR (interpolated) = 0.114 W/kg

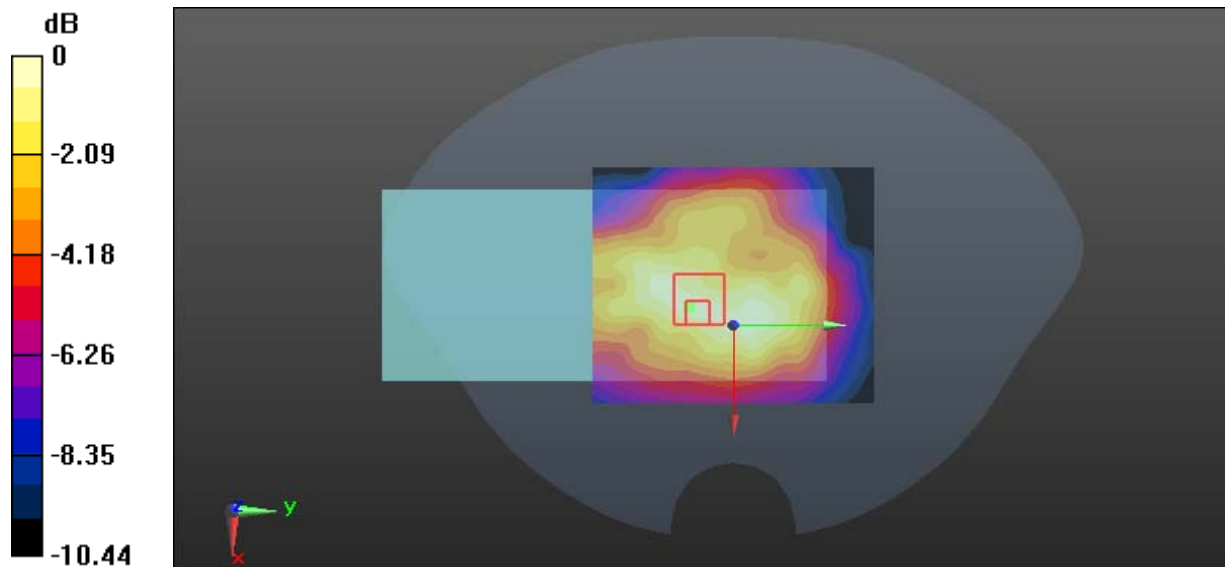
Zoom Scan (7x7x7)/Cube 0: Measurement grid: dx=5mm, dy=5mm, dz=5mm

Reference Value = 10.66 V/m; Power Drift = -0.110 dB

Peak SAR (extrapolated) = 0.151 W/kg

SAR(1 g) = 0.096 W/kg; SAR(10 g) = 0.069 W/kg

Maximum value of SAR (measured) = 0.118 W/kg



0 dB = 0.118 W/kg = -9.28 dBW/kg

Test Plot 51#: LTE Band 5_Handheld Top_Middle_1RB**DUT: Intelligent POS Terminal; Type: N910; Serial: 17081505416**

Communication System: Generic FDD-LTE; Frequency: 836.5 MHz; Duty Cycle: 1:1
Medium parameters used: $f = 836.5$ MHz; $\sigma = 0.97$ S/m; $\epsilon_r = 55.18$; $\rho = 1000$ kg/m³ ;
Phantom section: Flat Section

DASY5 Configuration:

- Probe: EX3DV4 - SN7329; ConvF(9.58, 9.58, 9.58); Calibrated: 2017/3/13;
- Sensor-Surface: 4mm (Mechanical Surface Detection)
- Electronics: DAE4 Sn1459; Calibrated: 2017/9/15
- Phantom: SAM (30deg probe tilt) with CRP v5.0_20150321; Type: QD000P40CD; Serial: TP:1874
- Measurement SW: DASY52, Version 52.8 (8);

Area Scan (101x121x1): Interpolated grid: dx=1.000 mm, dy=1.000 mm

Maximum value of SAR (interpolated) = 0.266 W/kg

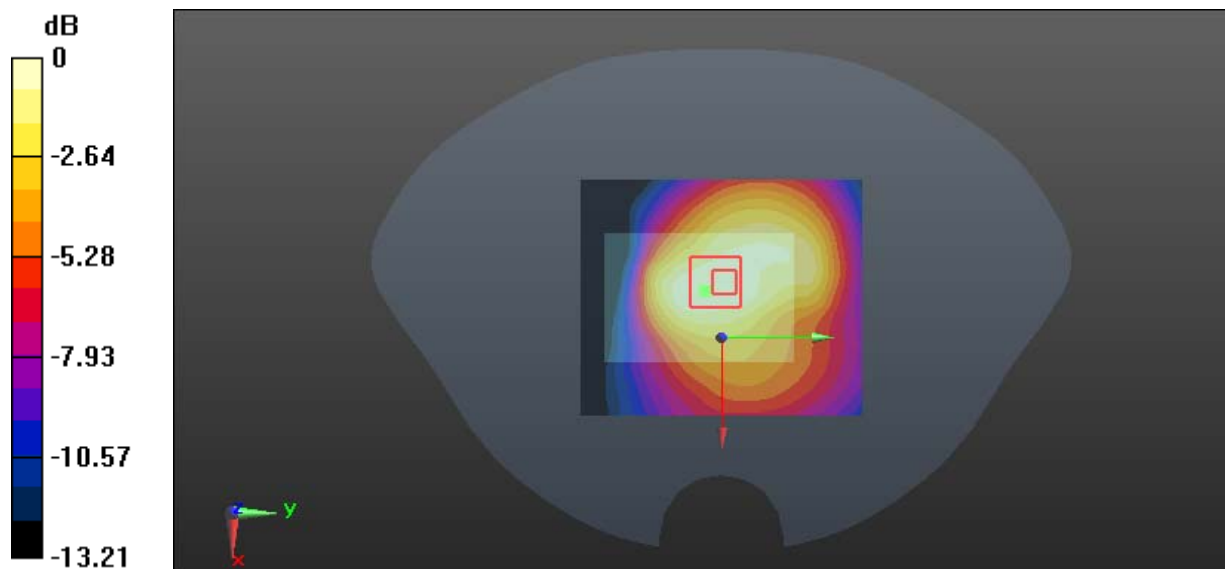
Zoom Scan (7x7x7)/Cube 0: Measurement grid: dx=5mm, dy=5mm, dz=5mm

Reference Value = 16.17 V/m; Power Drift = 0.08 dB

Peak SAR (extrapolated) = 0.444 W/kg

SAR(1 g) = 0.248 W/kg; SAR(10 g) = 0.157 W/kg

Maximum value of SAR (measured) = 0.263 W/kg



0 dB = 0.263 W/kg = -5.80 dBW/kg

Test Plot 52#: LTE Band 5_Handheld Top_Middle_50RB**DUT: Intelligent POS Terminal; Type: N910; Serial: 17081505416**

Communication System: Generic FDD-LTE; Frequency: 836.5 MHz; Duty Cycle: 1:1
Medium parameters used: $f = 836.5$ MHz; $\sigma = 0.97$ S/m; $\epsilon_r = 55.18$; $\rho = 1000$ kg/m³ ;
Phantom section: Flat Section

DASY5 Configuration:

- Probe: EX3DV4 - SN7329; ConvF(9.58, 9.58, 9.58); Calibrated: 2017/3/13;
- Sensor-Surface: 4mm (Mechanical Surface Detection)
- Electronics: DAE4 Sn1459; Calibrated: 2017/9/15
- Phantom: SAM (30deg probe tilt) with CRP v5.0_20150321; Type: QD000P40CD; Serial: TP:1874
- Measurement SW: DASY52, Version 52.8 (8);

Area Scan (101x121x1): Interpolated grid: dx=1.000 mm, dy=1.000 mm

Maximum value of SAR (interpolated) = 0.206 W/kg

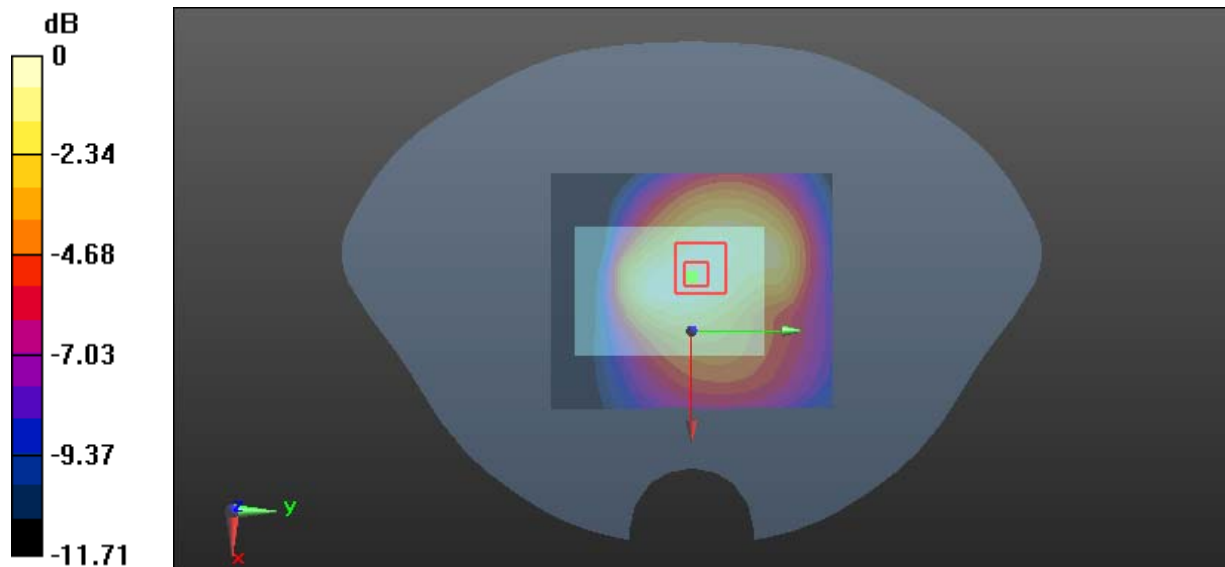
Zoom Scan (7x7x7)/Cube 0: Measurement grid: dx=5mm, dy=5mm, dz=5mm

Reference Value = 14.34 V/m; Power Drift = 0.14 dB

Peak SAR (extrapolated) = 0.335 W/kg

SAR(1 g) = 0.194 W/kg; SAR(10 g) = 0.127 W/kg

Maximum value of SAR (measured) = 0.208 W/kg



0 dB = 0.208 W/kg = -6.82 dBW/kg

Test Plot 53#: LTE Band 7_Body Back_Low_1RB**DUT: Intelligent POS Terminal; Type: N910; Serial: 17081505416**

Communication System: Generic FDD-LTE; Frequency: 2510 MHz; Duty Cycle: 1:1
Medium parameters used: $f = 2510$ MHz; $\sigma = 2.073$ S/m; $\epsilon_r = 52.267$; $\rho = 1000$ kg/m³ ;
Phantom section: Flat Section

DASY5 Configuration:

- Probe: EX3DV4 - SN7329; ConvF(7.24, 7.24, 7.24); Calibrated: 2017/3/13;
- Sensor-Surface: 4mm (Mechanical Surface Detection)
- Electronics: DAE4 Sn1459; Calibrated: 2017/9/15
- Phantom: SAM (30deg probe tilt) with CRP v5.0_20150321; Type: QD000P40CD; Serial: TP:1874
- Measurement SW: DASY52, Version 52.8 (8);

Area Scan (101x121x1): Interpolated grid: dx=1.000 mm, dy=1.000 mm

Maximum value of SAR (interpolated) = 0.575 W/kg

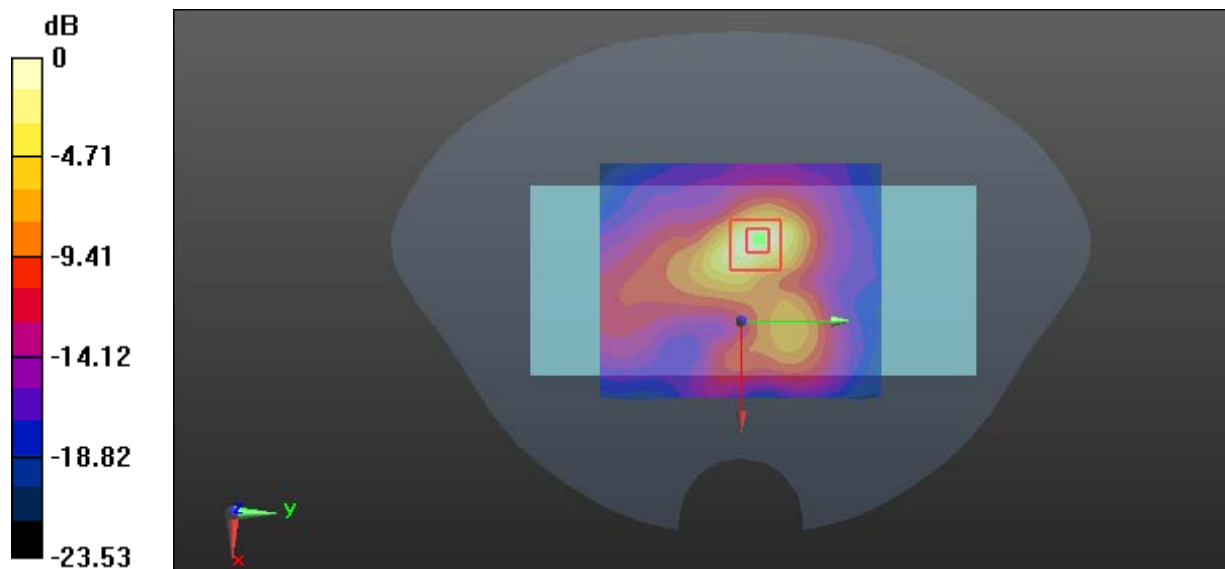
Zoom Scan (7x7x7)/Cube 0: Measurement grid: dx=5mm, dy=5mm, dz=5mm

Reference Value = 8.504 V/m; Power Drift = -0.19 dB

Peak SAR (extrapolated) = 1.13 W/kg

SAR(1 g) = 0.450 W/kg; SAR(10 g) = 0.186 W/kg

Maximum value of SAR (measured) = 0.548 W/kg



0 dB = 0.548 W/kg = -2.61 dBW/kg

Test Plot 54#: LTE Band 7_Body Back_Low_50RB**DUT: Intelligent POS Terminal; Type: N910; Serial: 17081505416**

Communication System: Generic FDD-LTE; Frequency: 2510 MHz; Duty Cycle: 1:1
Medium parameters used: $f = 2510$ MHz; $\sigma = 2.073$ S/m; $\epsilon_r = 52.267$; $\rho = 1000$ kg/m³ ;
Phantom section: Flat Section

DASY5 Configuration:

- Probe: EX3DV4 - SN7329; ConvF(7.24, 7.24, 7.24); Calibrated: 2017/3/13;
- Sensor-Surface: 4mm (Mechanical Surface Detection)
- Electronics: DAE4 Sn1459; Calibrated: 2017/9/15
- Phantom: SAM (30deg probe tilt) with CRP v5.0_20150321; Type: QD000P40CD; Serial: TP:1874
- Measurement SW: DASY52, Version 52.8 (8);

Area Scan (101x121x1): Interpolated grid: dx=1.000 mm, dy=1.000 mm

Maximum value of SAR (interpolated) = 0.150 W/kg

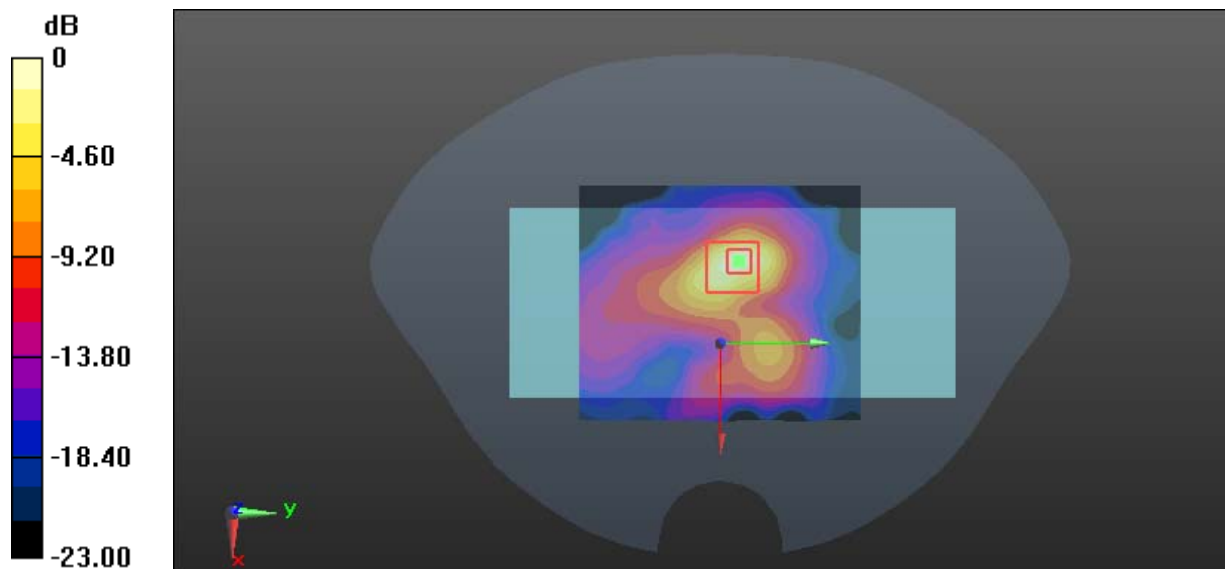
Zoom Scan (7x7x7)/Cube 0: Measurement grid: dx=5mm, dy=5mm, dz=5mm

Reference Value = 6.046 V/m; Power Drift = 0.09 dB

Peak SAR (extrapolated) = 0.308 W/kg

SAR(1 g) = 0.119 W/kg; SAR(10 g) = 0.047 W/kg

Maximum value of SAR (measured) = 0.153 W/kg



0 dB = 0.153 W/kg = -8.15 dBW/kg

Test Plot 55#: LTE Band 7_Handheld Left_Low_1RB**DUT: Intelligent POS Terminal; Type: N910; Serial: 17081505416**

Communication System: Generic FDD-LTE; Frequency: 2510 MHz; Duty Cycle: 1:1
Medium parameters used: $f = 2510$ MHz; $\sigma = 2.073$ S/m; $\epsilon_r = 52.267$; $\rho = 1000$ kg/m³ ;
Phantom section: Flat Section

DASY5 Configuration:

- Probe: EX3DV4 - SN7329; ConvF(7.24, 7.24, 7.24); Calibrated: 2017/3/13;
- Sensor-Surface: 4mm (Mechanical Surface Detection)
- Electronics: DAE4 Sn1459; Calibrated: 2017/9/15
- Phantom: SAM (30deg probe tilt) with CRP v5.0_20150321; Type: QD000P40CD; Serial: TP:1874
- Measurement SW: DASY52, Version 52.8 (8);

Area Scan (101x121x1): Interpolated grid: dx=1.000 mm, dy=1.000 mm

Maximum value of SAR (interpolated) = 0.0898 W/kg

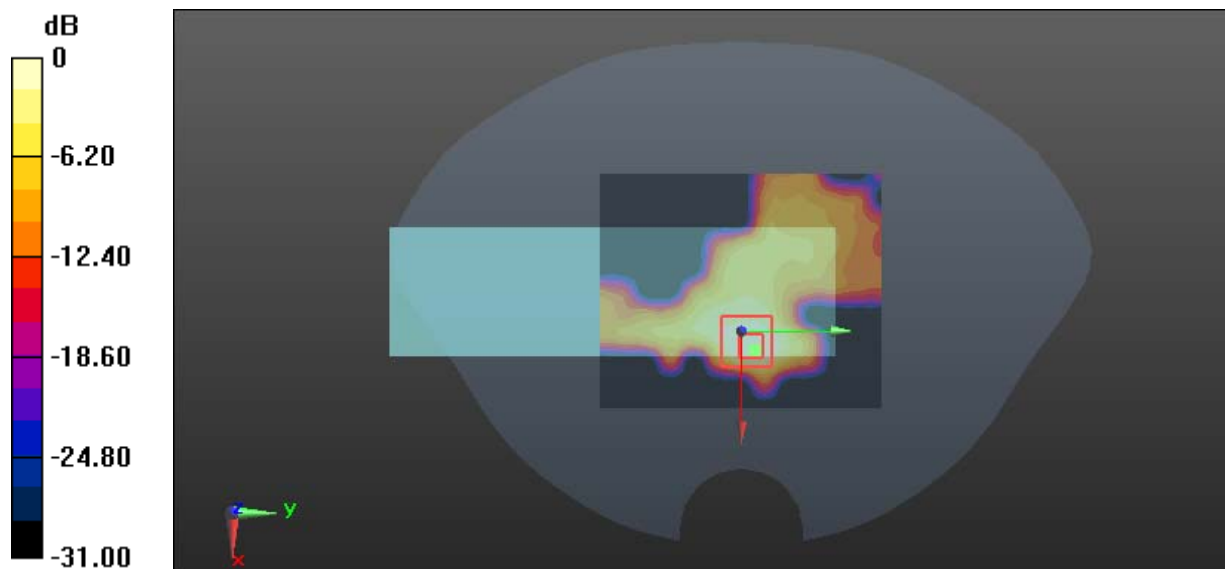
Zoom Scan (7x7x7)/Cube 0: Measurement grid: dx=5mm, dy=5mm, dz=5mm

Reference Value = 3.833 V/m; Power Drift = -0.02 dB

Peak SAR (extrapolated) = 0.120 W/kg

SAR(1 g) = 0.065 W/kg; SAR(10 g) = 0.029 W/kg

Maximum value of SAR (measured) = 0.0819 W/kg



0 dB = 0.0819 W/kg = -10.87 dBW/kg

Test Plot 56#: LTE Band 7_Handheld Left_Low_50RB**DUT: Intelligent POS Terminal; Type: N910; Serial: 17081505416**

Communication System: Generic FDD-LTE; Frequency: 2510 MHz; Duty Cycle: 1:1
Medium parameters used: $f = 2510$ MHz; $\sigma = 2.073$ S/m; $\epsilon_r = 52.267$; $\rho = 1000$ kg/m³ ;
Phantom section: Flat Section

DASY5 Configuration:

- Probe: EX3DV4 - SN7329; ConvF(7.24, 7.24, 7.24); Calibrated: 2017/3/13;
- Sensor-Surface: 4mm (Mechanical Surface Detection)
- Electronics: DAE4 Sn1459; Calibrated: 2017/9/15
- Phantom: SAM (30deg probe tilt) with CRP v5.0_20150321; Type: QD000P40CD; Serial: TP:1874
- Measurement SW: DASY52, Version 52.8 (8);

Area Scan (101x121x1): Interpolated grid: dx=1.000 mm, dy=1.000 mm

Maximum value of SAR (interpolated) = 0.131 W/kg

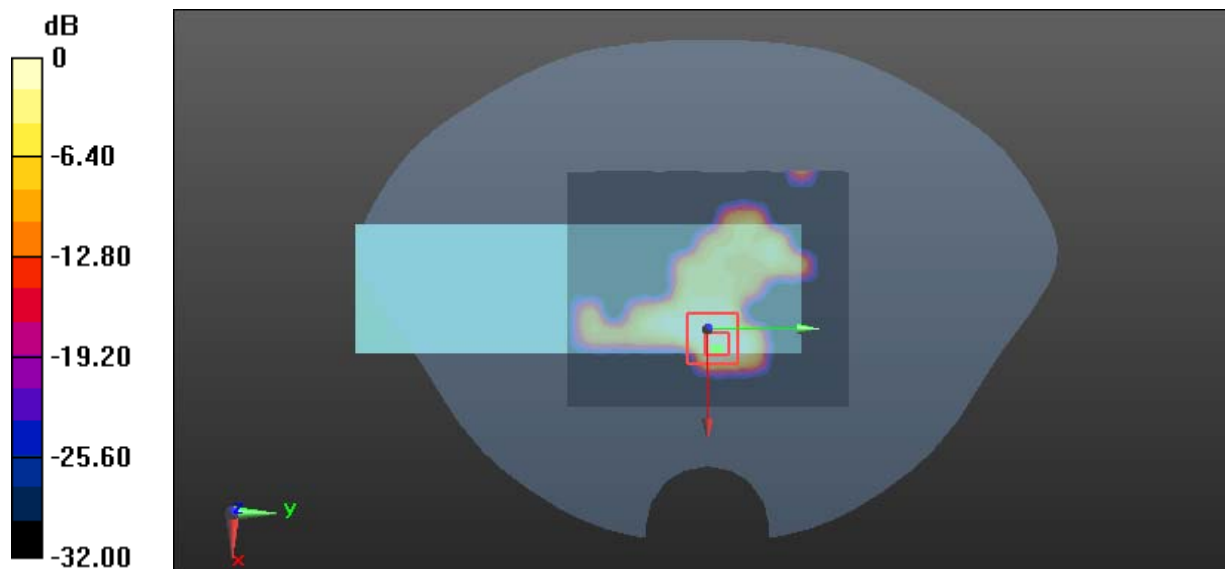
Zoom Scan (7x7x7)/Cube 0: Measurement grid: dx=5mm, dy=5mm, dz=5mm

Reference Value = 3.179 V/m; Power Drift = -0.149 dB

Peak SAR (extrapolated) = 0.110 W/kg

SAR(1 g) = 0.049 W/kg; SAR(10 g) = 0.019 W/kg

Maximum value of SAR (measured) = 0.0593 W/kg



0 dB = 0.0593 W/kg = -12.27 dBW/kg

Test Plot 57#: LTE Band 7_Handheld Right_Low_1RB**DUT: Intelligent POS Terminal; Type: N910; Serial: 17081505416**

Communication System: Generic FDD-LTE; Frequency: 2510 MHz; Duty Cycle: 1:1
Medium parameters used: $f = 2510$ MHz; $\sigma = 2.073$ S/m; $\epsilon_r = 52.267$; $\rho = 1000$ kg/m³ ;
Phantom section: Flat Section

DASY5 Configuration:

- Probe: EX3DV4 - SN7329; ConvF(7.24, 7.24, 7.24); Calibrated: 2017/3/13;
- Sensor-Surface: 4mm (Mechanical Surface Detection)
- Electronics: DAE4 Sn1459; Calibrated: 2017/9/15
- Phantom: SAM (30deg probe tilt) with CRP v5.0_20150321; Type: QD000P40CD; Serial: TP:1874
- Measurement SW: DASY52, Version 52.8 (8);

Area Scan (101x141x1): Interpolated grid: dx=1.000 mm, dy=1.000 mm

Maximum value of SAR (interpolated) = 0.130 W/kg

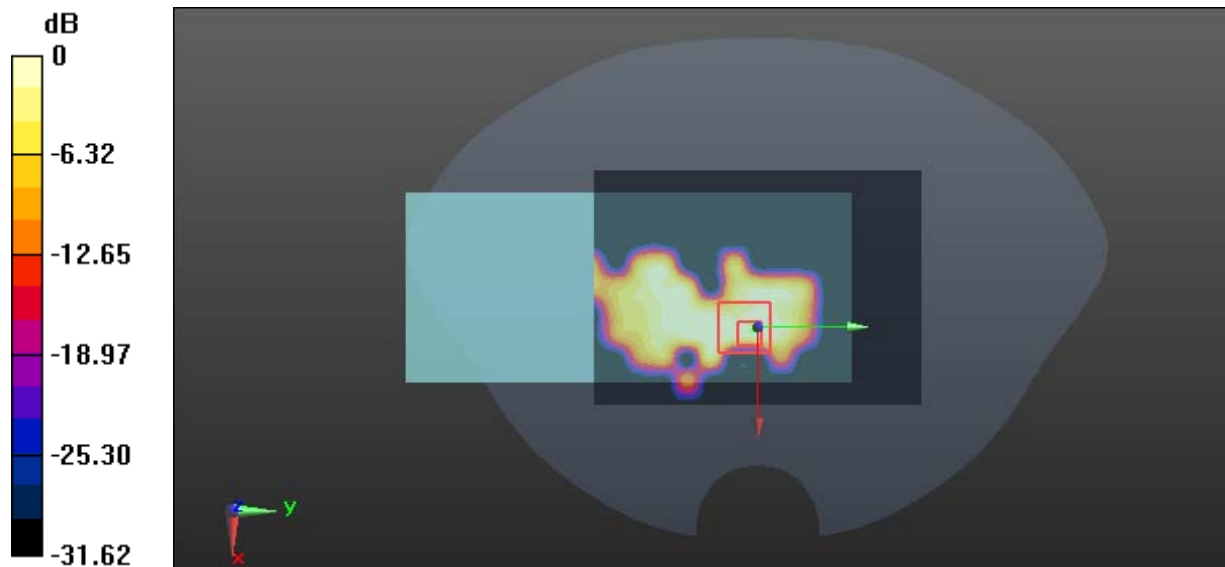
Zoom Scan (7x7x7)/Cube 0: Measurement grid: dx=5mm, dy=5mm, dz=5mm

Reference Value = 4.693 V/m; Power Drift = -0.052 dB

Peak SAR (extrapolated) = 0.390 W/kg

SAR(1 g) = 0.077 W/kg; SAR(10 g) = 0.027 W/kg

Maximum value of SAR (measured) = 0.0739 W/kg



0 dB = 0.0739 W/kg = -11.31 dBW/kg

Test Plot 58#: LTE Band 7_Handheld Right_Low_50RB**DUT: Intelligent POS Terminal; Type: N910; Serial: 17081505416**

Communication System: Generic FDD-LTE; Frequency: 2510 MHz; Duty Cycle: 1:1
Medium parameters used: $f = 2510$ MHz; $\sigma = 2.073$ S/m; $\epsilon_r = 52.267$; $\rho = 1000$ kg/m³ ;
Phantom section: Flat Section

DASY5 Configuration:

- Probe: EX3DV4 - SN7329; ConvF(7.24, 7.24, 7.24); Calibrated: 2017/3/13;
- Sensor-Surface: 4mm (Mechanical Surface Detection)
- Electronics: DAE4 Sn1459; Calibrated: 2017/9/15
- Phantom: SAM (30deg probe tilt) with CRP v5.0_20150321; Type: QD000P40CD; Serial: TP:1874
- Measurement SW: DASY52, Version 52.8 (8);

Area Scan (101x141x1): Interpolated grid: dx=1.000 mm, dy=1.000 mm

Maximum value of SAR (interpolated) = 0.125 W/kg

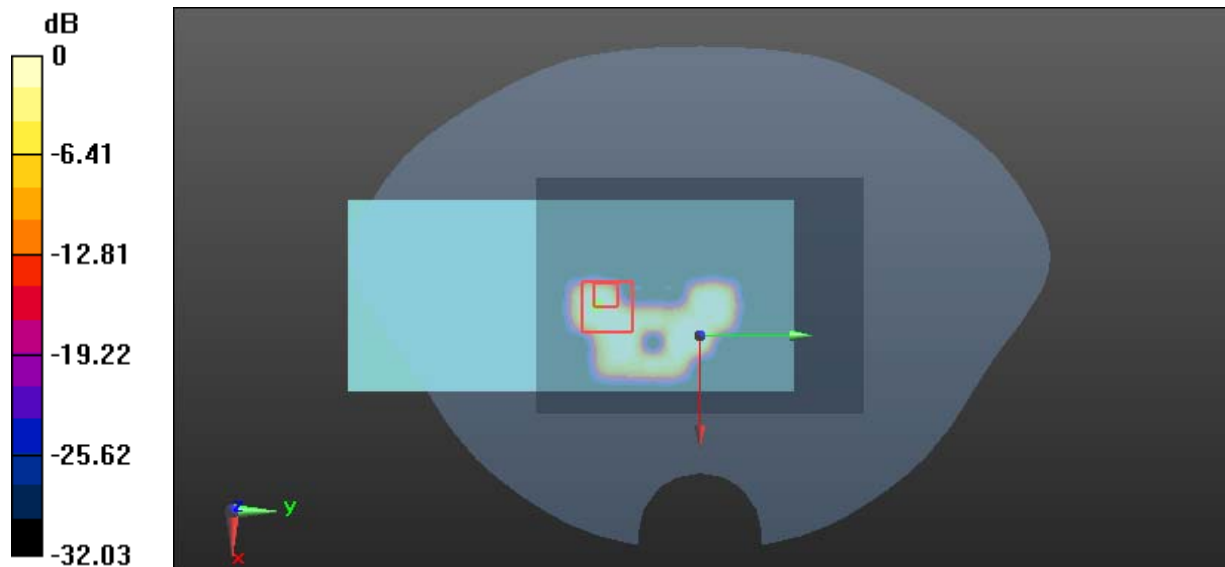
Zoom Scan (7x7x7)/Cube 0: Measurement grid: dx=5mm, dy=5mm, dz=5mm

Reference Value = 3.891 V/m; Power Drift = 0.128 dB

Peak SAR (extrapolated) = 0.192 W/kg

SAR(1 g) = 0.041 W/kg; SAR(10 g) = 0.015 W/kg

Maximum value of SAR (measured) = 0.0392 W/kg



0 dB = 0.0392 W/kg = -14.07 dBW/kg

Test Plot 59#: LTE Band 7_Handheld Top_Low_1RB**DUT: Intelligent POS Terminal; Type: N910; Serial: 17081505416**

Communication System: Generic FDD-LTE; Frequency: 2510 MHz; Duty Cycle: 1:1
Medium parameters used: $f = 2510$ MHz; $\sigma = 2.073$ S/m; $\epsilon_r = 52.267$; $\rho = 1000$ kg/m³ ;
Phantom section: Flat Section

DASY5 Configuration:

- Probe: EX3DV4 - SN7329; ConvF(7.24, 7.24, 7.24); Calibrated: 2017/3/13;
- Sensor-Surface: 4mm (Mechanical Surface Detection)
- Electronics: DAE4 Sn1459; Calibrated: 2017/9/15
- Phantom: SAM (30deg probe tilt) with CRP v5.0_20150321; Type: QD000P40CD; Serial: TP:1874
- Measurement SW: DASY52, Version 52.8 (8);

Area Scan (101x121x1): Interpolated grid: dx=1.000 mm, dy=1.000 mm

Maximum value of SAR (interpolated) = 0.275 W/kg

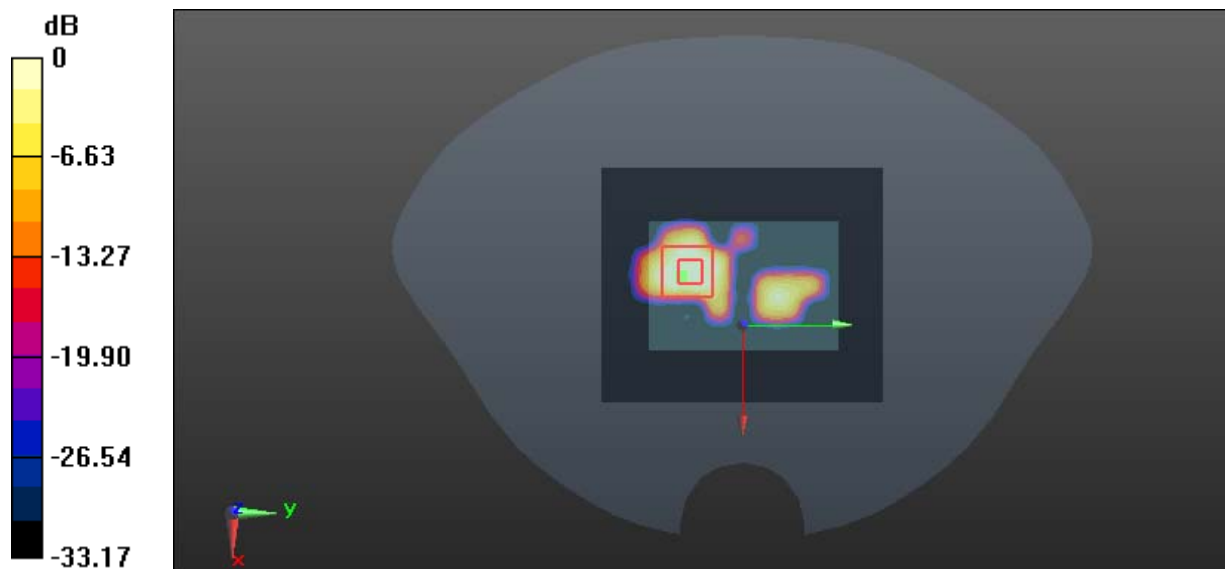
Zoom Scan (7x7x7)/Cube 0: Measurement grid: dx=5mm, dy=5mm, dz=5mm

Reference Value = 2.468 V/m; Power Drift = -0.096 dB

Peak SAR (extrapolated) = 0.307 W/kg

SAR(1 g) = 0.120 W/kg; SAR(10 g) = 0.047 W/kg

Maximum value of SAR (measured) = 0.141 W/kg



0 dB = 0.141 W/kg = -8.51 dBW/kg

Test Plot 60#: LTE Band 7_Handheld Top_Low_50RB**DUT: Intelligent POS Terminal; Type: N910; Serial: 17081505416**

Communication System: Generic FDD-LTE; Frequency: 2510 MHz; Duty Cycle: 1:1
Medium parameters used: $f = 2510$ MHz; $\sigma = 2.073$ S/m; $\epsilon_r = 52.267$; $\rho = 1000$ kg/m³ ;
Phantom section: Flat Section

DASY5 Configuration:

- Probe: EX3DV4 - SN7329; ConvF(7.24, 7.24, 7.24); Calibrated: 2017/3/13;
- Sensor-Surface: 4mm (Mechanical Surface Detection)
- Electronics: DAE4 Sn1459; Calibrated: 2017/9/15
- Phantom: SAM (30deg probe tilt) with CRP v5.0_20150321; Type: QD000P40CD; Serial: TP:1874
- Measurement SW: DASY52, Version 52.8 (8);

Area Scan (101x121x1): Interpolated grid: dx=1.000 mm, dy=1.000 mm

Maximum value of SAR (interpolated) = 0.214 W/kg

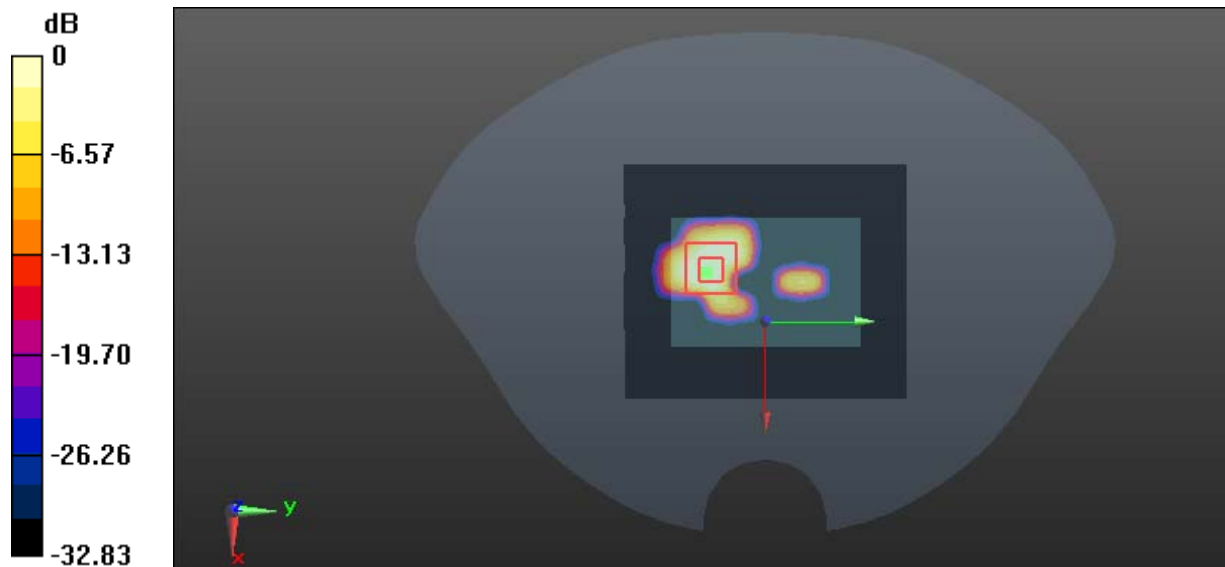
Zoom Scan (7x7x7)/Cube 0: Measurement grid: dx=5mm, dy=5mm, dz=5mm

Reference Value = 1.877 V/m; Power Drift = -0.090 dB

Peak SAR (extrapolated) = 0.262 W/kg

SAR(1 g) = 0.098 W/kg; SAR(10 g) = 0.037 W/kg

Maximum value of SAR (measured) = 0.111 W/kg



0 dB = 0.111 W/kg = -9.55 dBW/kg

Test Plot 61#: LTE Band 13_Body Back_Middle_1RB**DUT: Intelligent POS Terminal; Type: N910; Serial: 17081505416**

Communication System: Generic FDD-LTE; Frequency: 782 MHz; Duty Cycle: 1:1
Medium parameters used: $f = 782$ MHz; $\sigma = 0.978$ S/m; $\epsilon_r = 55.189$; $\rho = 1000$ kg/m³ ;
Phantom section: Flat Section

DASY5 Configuration:

- Probe: EX3DV4 - SN7329; ConvF(9.91, 9.91, 9.91); Calibrated: 2017/3/13;
- Sensor-Surface: 4mm (Mechanical Surface Detection)
- Electronics: DAE4 Sn1459; Calibrated: 2017/9/15
- Phantom: SAM (30deg probe tilt) with CRP v5.0_20150321; Type: QD000P40CD; Serial: TP:1874
- Measurement SW: DASY52, Version 52.8 (8);

Area Scan (101x121x1): Interpolated grid: dx=1.000 mm, dy=1.000 mm

Maximum value of SAR (interpolated) = 0.901 W/kg

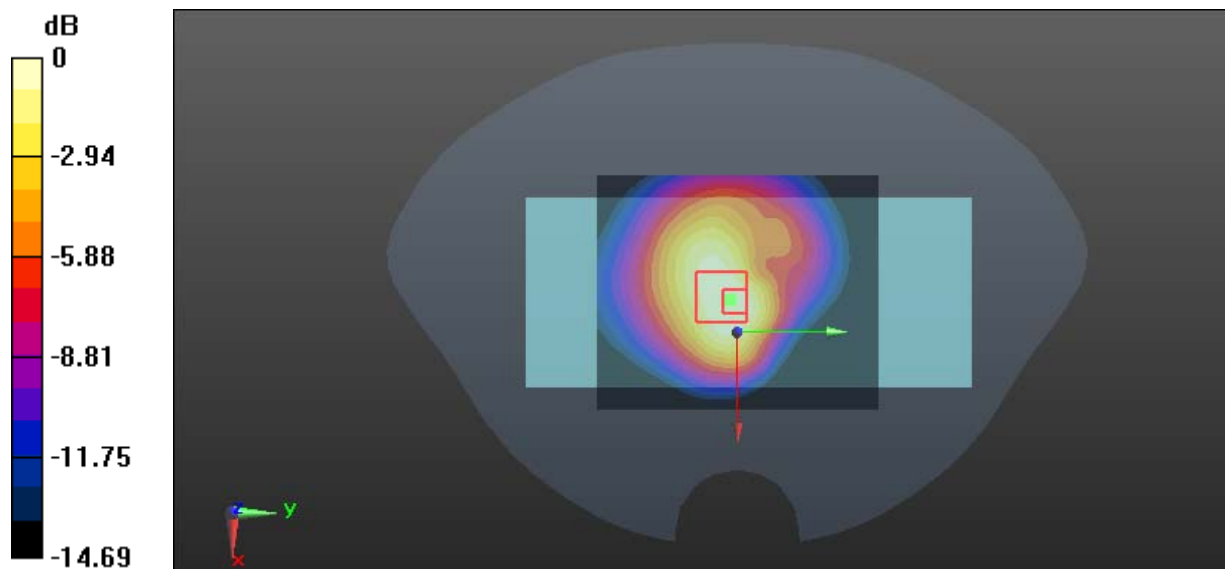
Zoom Scan (7x7x7)/Cube 0: Measurement grid: dx=5mm, dy=5mm, dz=5mm

Reference Value = 31.00 V/m; Power Drift = -0.037 dB

Peak SAR (extrapolated) = 1.86 W/kg

SAR(1 g) = 0.814 W/kg; SAR(10 g) = 0.486 W/kg

Maximum value of SAR (measured) = 0.870 W/kg



0 dB = 0.870 W/kg = -0.60 dBW/kg

Test Plot 62#: LTE Band 13_Body Back_ Middle_50RB**DUT: Intelligent POS Terminal; Type: N910; Serial: 17081505416**

Communication System: Generic FDD-LTE; Frequency: 782 MHz; Duty Cycle: 1:1
Medium parameters used: $f = 782$ MHz; $\sigma = 0.978$ S/m; $\epsilon_r = 55.189$; $\rho = 1000$ kg/m³ ;
Phantom section: Flat Section

DASY5 Configuration:

- Probe: EX3DV4 - SN7329; ConvF(9.91, 9.91, 9.91); Calibrated: 2017/3/13;
- Sensor-Surface: 4mm (Mechanical Surface Detection)
- Electronics: DAE4 Sn1459; Calibrated: 2017/9/15
- Phantom: SAM (30deg probe tilt) with CRP v5.0_20150321; Type: QD000P40CD; Serial: TP:1874
- Measurement SW: DASY52, Version 52.8 (8);

Area Scan (101x121x1): Interpolated grid: dx=1.000 mm, dy=1.000 mm

Maximum value of SAR (interpolated) = 0.742 W/kg

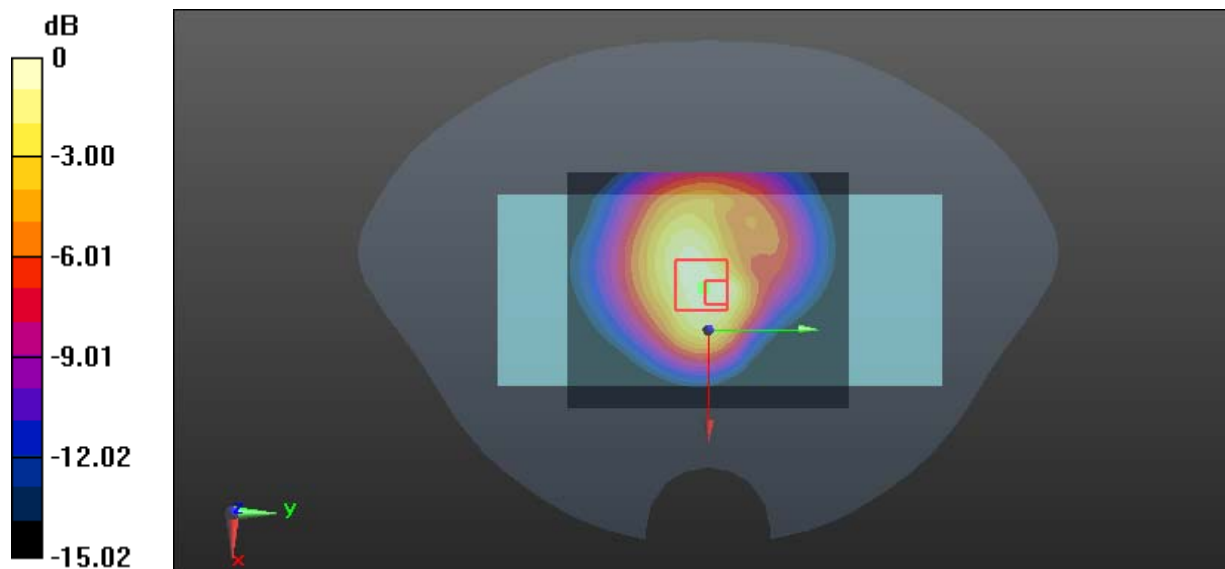
Zoom Scan (7x7x7)/Cube 0: Measurement grid: dx=5mm, dy=5mm, dz=5mm

Reference Value = 28.13 V/m; Power Drift = 0.06 dB

Peak SAR (extrapolated) = 1.94 W/kg

SAR(1 g) = 0.720 W/kg; SAR(10 g) = 0.411 W/kg

Maximum value of SAR (measured) = 0.767 W/kg



0 dB = 0.767 W/kg = -1.15 dBW/kg

Test Plot 63#: LTE Band 13_Body Back_Middle_100RB**DUT: Intelligent POS Terminal; Type: N910; Serial: 17081505416**

Communication System: Generic FDD-LTE; Frequency: 782 MHz; Duty Cycle: 1:1
Medium parameters used: $f = 782$ MHz; $\sigma = 0.978$ S/m; $\epsilon_r = 55.189$; $\rho = 1000$ kg/m³ ;
Phantom section: Flat Section

DASY5 Configuration:

- Probe: EX3DV4 - SN7329; ConvF(9.91, 9.91, 9.91); Calibrated: 2017/3/13;
- Sensor-Surface: 4mm (Mechanical Surface Detection)
- Electronics: DAE4 Sn1459; Calibrated: 2017/9/15
- Phantom: SAM (30deg probe tilt) with CRP v5.0_20150321; Type: QD000P40CD; Serial: TP:1874
- Measurement SW: DASY52, Version 52.8 (8);

Area Scan (101x121x1): Interpolated grid: dx=1.000 mm, dy=1.000 mm

Maximum value of SAR (interpolated) = 0.549 W/kg

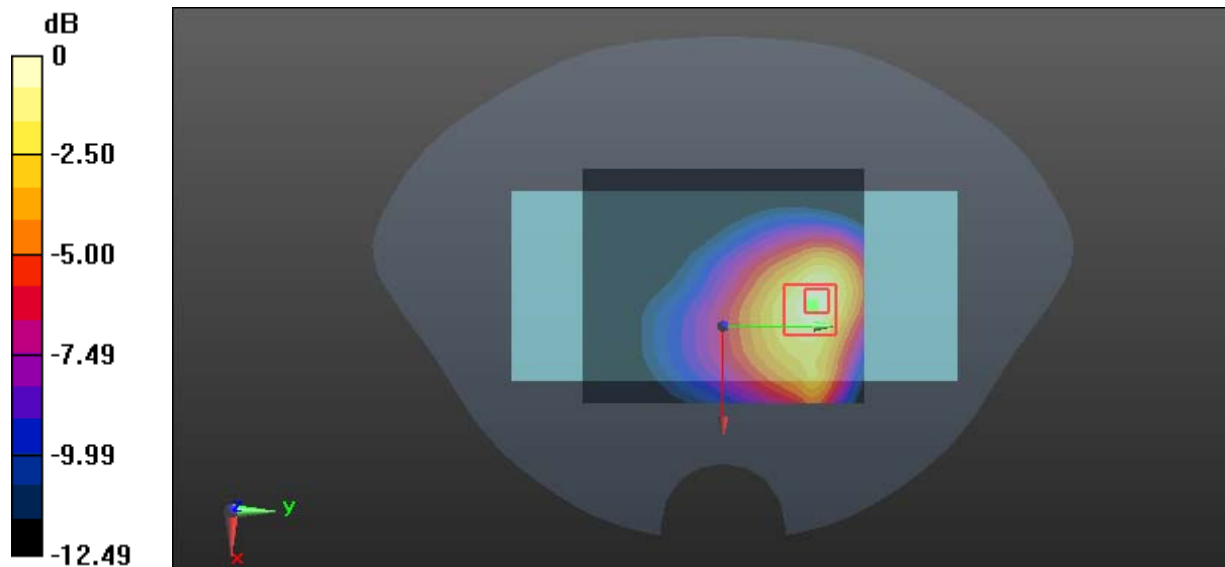
Zoom Scan (7x7x7)/Cube 0: Measurement grid: dx=5mm, dy=5mm, dz=5mm

Reference Value = 10.11 V/m; Power Drift = -0.10 dB

Peak SAR (extrapolated) = 0.886 W/kg

SAR(1 g) = 0.512 W/kg; SAR(10 g) = 0.310 W/kg

Maximum value of SAR (measured) = 0.565 W/kg



0 dB = 0.565 W/kg = -2.48 dBW/kg

Test Plot 64#: LTE Band 13_Handheld Left_Middle_1RB**DUT: Intelligent POS Terminal; Type: N910; Serial: 17081505416**

Communication System: Generic FDD-LTE; Frequency: 782 MHz; Duty Cycle: 1:1
Medium parameters used: $f = 782$ MHz; $\sigma = 0.978$ S/m; $\epsilon_r = 55.189$; $\rho = 1000$ kg/m³ ;
Phantom section: Flat Section

DASY5 Configuration:

- Probe: EX3DV4 - SN7329; ConvF(9.91, 9.91, 9.91); Calibrated: 2017/3/13;
- Sensor-Surface: 4mm (Mechanical Surface Detection)
- Electronics: DAE4 Sn1459; Calibrated: 2017/9/15
- Phantom: SAM (30deg probe tilt) with CRP v5.0_20150321; Type: QD000P40CD; Serial: TP:1874
- Measurement SW: DASY52, Version 52.8 (8);

Area Scan (101x121x1): Interpolated grid: dx=1.000 mm, dy=1.000 mm

Maximum value of SAR (interpolated) = 0.260 W/kg

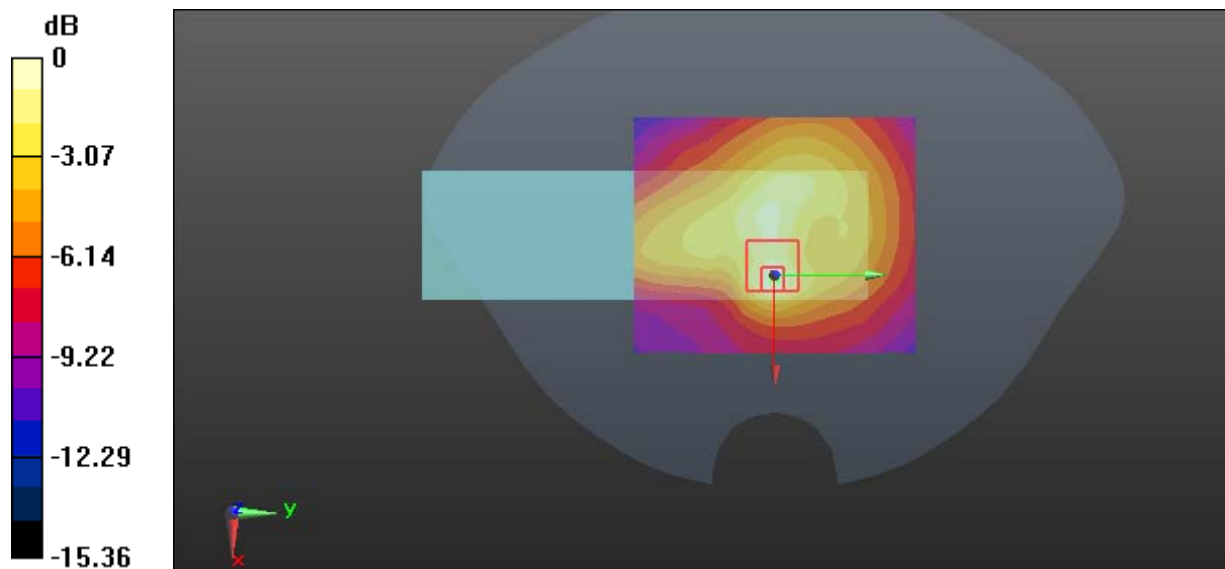
Zoom Scan (7x7x7)/Cube 0: Measurement grid: dx=5mm, dy=5mm, dz=5mm

Reference Value = 14.66 V/m; Power Drift = 0.04 dB

Peak SAR (extrapolated) = 0.657 W/kg

SAR(1 g) = 0.225 W/kg; SAR(10 g) = 0.111 W/kg

Maximum value of SAR (measured) = 0.248 W/kg



Test Plot 65#: LTE Band 13_Handheld Left_Middle_50RB**DUT: Intelligent POS Terminal; Type: N910; Serial: 17081505416**

Communication System: Generic FDD-LTE; Frequency: 782 MHz; Duty Cycle: 1:1
Medium parameters used: $f = 782$ MHz; $\sigma = 0.978$ S/m; $\epsilon_r = 55.189$; $\rho = 1000$ kg/m³ ;
Phantom section: Flat Section

DASY5 Configuration:

- Probe: EX3DV4 - SN7329; ConvF(9.91, 9.91, 9.91); Calibrated: 2017/3/13;
- Sensor-Surface: 4mm (Mechanical Surface Detection)
- Electronics: DAE4 Sn1459; Calibrated: 2017/9/15
- Phantom: SAM (30deg probe tilt) with CRP v5.0_20150321; Type: QD000P40CD; Serial: TP:1874
- Measurement SW: DASY52, Version 52.8 (8);

Area Scan (101x121x1): Interpolated grid: dx=1.000 mm, dy=1.000 mm

Maximum value of SAR (interpolated) = 0.194 W/kg

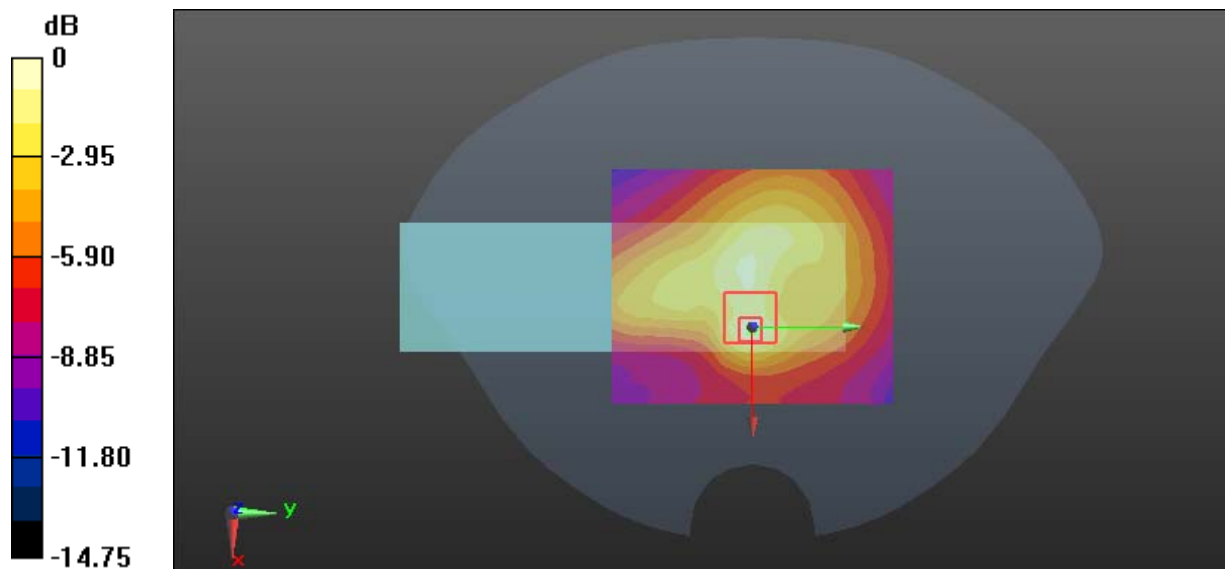
Zoom Scan (7x7x7)/Cube 0: Measurement grid: dx=5mm, dy=5mm, dz=5mm

Reference Value = 14.32 V/m; Power Drift = -0.101 dB

Peak SAR (extrapolated) = 0.499 W/kg

SAR(1 g) = 0.175 W/kg; SAR(10 g) = 0.087 W/kg

Maximum value of SAR (measured) = 0.194 W/kg



0 dB = 0.194 W/kg = -7.12 dBW/kg

Test Plot 66#: LTE Band 13_Handheld Right_Middle_1RB**DUT: Intelligent POS Terminal; Type: N910; Serial: 17081505416**

Communication System: Generic FDD-LTE; Frequency: 782 MHz; Duty Cycle: 1:1
Medium parameters used: $f = 782$ MHz; $\sigma = 0.978$ S/m; $\epsilon_r = 55.189$; $\rho = 1000$ kg/m³ ;
Phantom section: Flat Section

DASY5 Configuration:

- Probe: EX3DV4 - SN7329; ConvF(9.91, 9.91, 9.91); Calibrated: 2017/3/13;
- Sensor-Surface: 4mm (Mechanical Surface Detection)
- Electronics: DAE4 Sn1459; Calibrated: 2017/9/15
- Phantom: SAM (30deg probe tilt) with CRP v5.0_20150321; Type: QD000P40CD; Serial: TP:1874
- Measurement SW: DASY52, Version 52.8 (8);

Area Scan (101x121x1): Interpolated grid: dx=1.000 mm, dy=1.000 mm

Maximum value of SAR (interpolated) = 0.130 W/kg

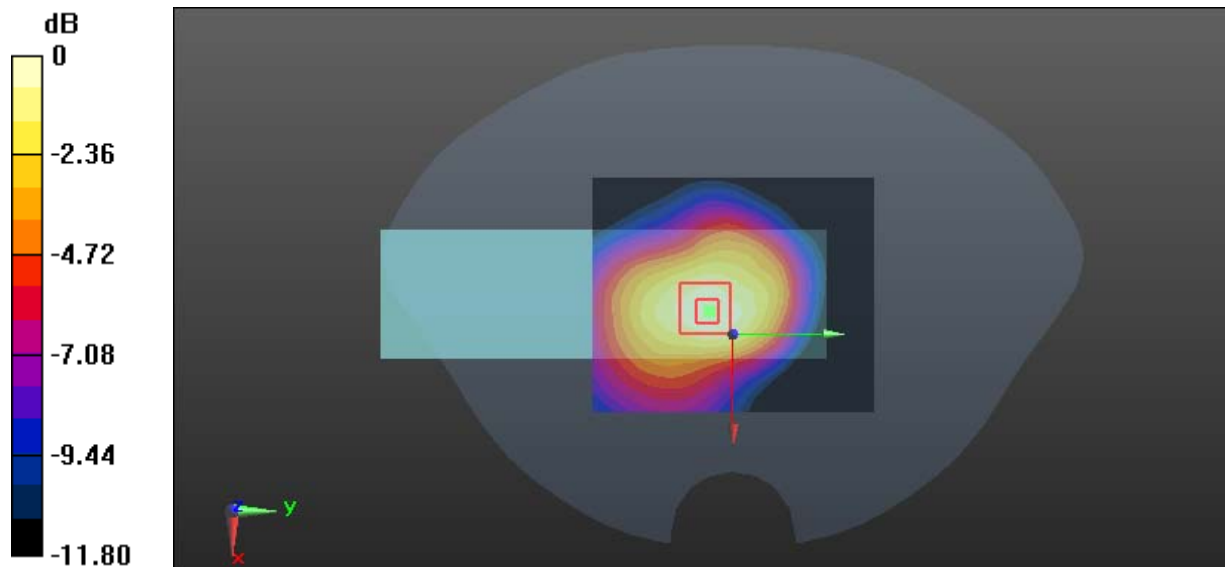
Zoom Scan (7x7x7)/Cube 0: Measurement grid: dx=5mm, dy=5mm, dz=5mm

Reference Value = 10.55 V/m; Power Drift = 0.04 dB

Peak SAR (extrapolated) = 0.176 W/kg

SAR(1 g) = 0.119 W/kg; SAR(10 g) = 0.078 W/kg

Maximum value of SAR (measured) = 0.128 W/kg



0 dB = 0.128 W/kg = -8.93 dBW/kg

Test Plot 67#: LTE Band 13_Handheld Right_Middle_50RB**DUT: Intelligent POS Terminal; Type: N910; Serial: 17081505416**

Communication System: Generic FDD-LTE; Frequency: 782 MHz; Duty Cycle: 1:1
Medium parameters used: $f = 782$ MHz; $\sigma = 0.978$ S/m; $\epsilon_r = 55.189$; $\rho = 1000$ kg/m³ ;
Phantom section: Flat Section

DASY5 Configuration:

- Probe: EX3DV4 - SN7329; ConvF(9.91, 9.91, 9.91); Calibrated: 2017/3/13;
- Sensor-Surface: 4mm (Mechanical Surface Detection)
- Electronics: DAE4 Sn1459; Calibrated: 2017/9/15
- Phantom: SAM (30deg probe tilt) with CRP v5.0_20150321; Type: QD000P40CD; Serial: TP:1874
- Measurement SW: DASY52, Version 52.8 (8);

Area Scan (101x121x1): Interpolated grid: dx=1.000 mm, dy=1.000 mm

Maximum value of SAR (interpolated) = 0.101 W/kg

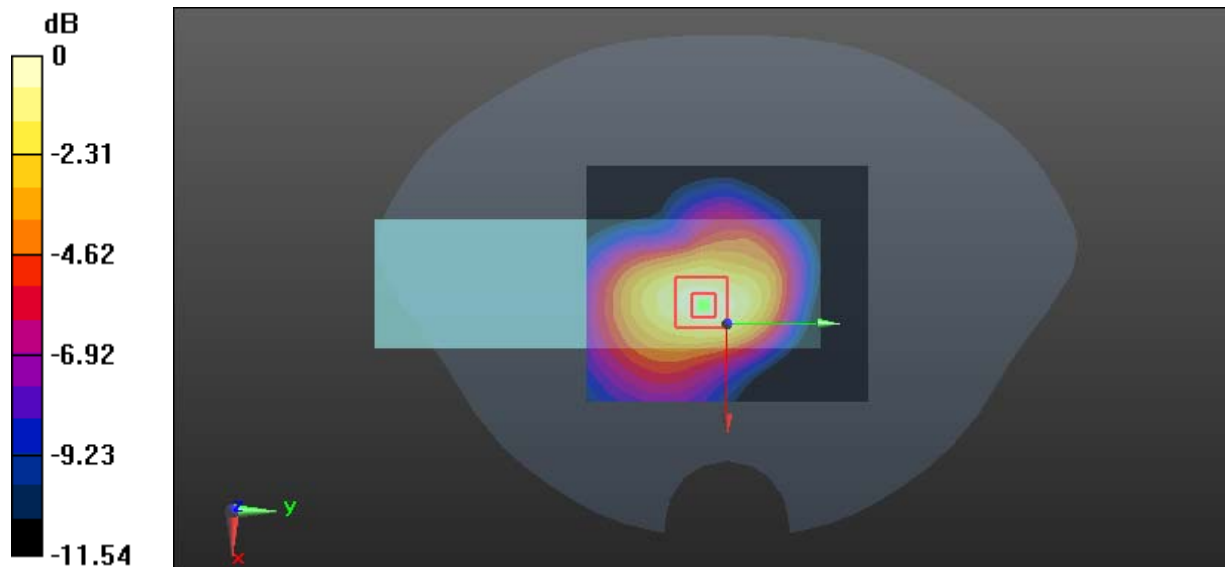
Zoom Scan (7x7x7)/Cube 0: Measurement grid: dx=5mm, dy=5mm, dz=5mm

Reference Value = 8.971 V/m; Power Drift = -0.09 dB

Peak SAR (extrapolated) = 0.143 W/kg

SAR(1 g) = 0.093 W/kg; SAR(10 g) = 0.059 W/kg

Maximum value of SAR (measured) = 0.101 W/kg



0 dB = 0.101 W/kg = -9.96 dBW/kg

Test Plot 68#: LTE Band 13_Handheld Top_Middle_1RB**DUT: Intelligent POS Terminal; Type: N910; Serial: 17081505416**

Communication System: Generic FDD-LTE; Frequency: 782 MHz; Duty Cycle: 1:1
Medium parameters used: $f = 782$ MHz; $\sigma = 0.978$ S/m; $\epsilon_r = 55.189$; $\rho = 1000$ kg/m³ ;
Phantom section: Flat Section

DASY5 Configuration:

- Probe: EX3DV4 - SN7329; ConvF(9.91, 9.91, 9.91); Calibrated: 2017/3/13;
- Sensor-Surface: 4mm (Mechanical Surface Detection)
- Electronics: DAE4 Sn1459; Calibrated: 2017/9/15
- Phantom: SAM (30deg probe tilt) with CRP v5.0_20150321; Type: QD000P40CD; Serial: TP:1874
- Measurement SW: DASY52, Version 52.8 (8);

Area Scan (101x121x1): Interpolated grid: dx=1.000 mm, dy=1.000 mm

Maximum value of SAR (interpolated) = 0.361 W/kg

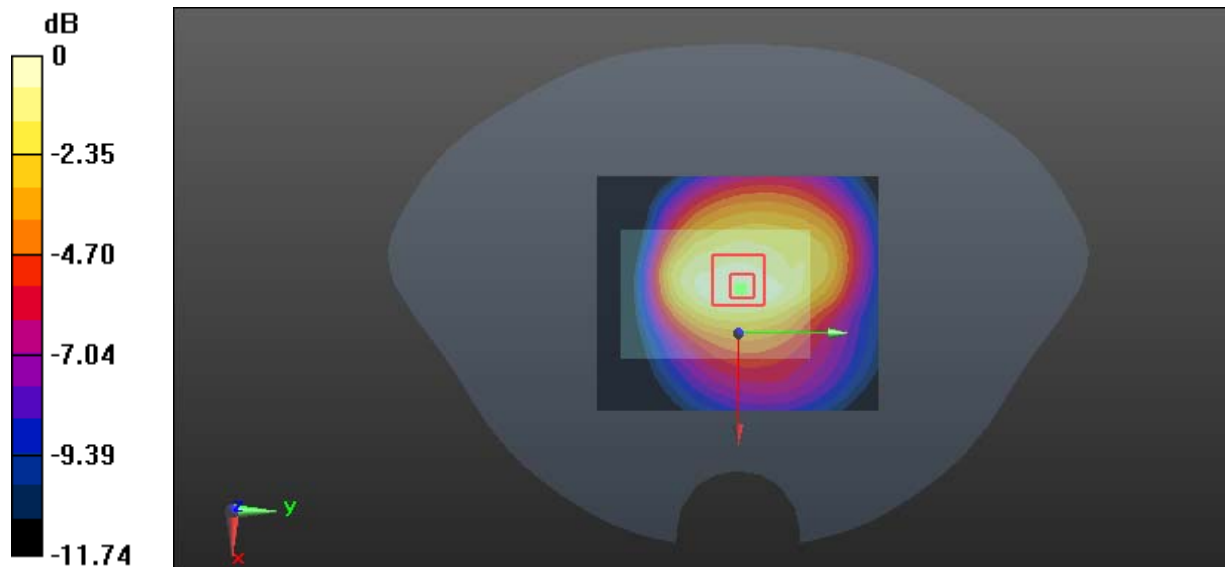
Zoom Scan (7x7x7)/Cube 0: Measurement grid: dx=5mm, dy=5mm, dz=5mm

Reference Value = 18.74 V/m; Power Drift = 0.08 dB

Peak SAR (extrapolated) = 0.572 W/kg

SAR(1 g) = 0.330 W/kg; SAR(10 g) = 0.208 W/kg

Maximum value of SAR (measured) = 0.358 W/kg



0 dB = 0.358 W/kg = -4.46 dBW/kg

Test Plot 69#: LTE Band 13_Handheld Top_Middle_50RB**DUT: Intelligent POS Terminal; Type: N910; Serial: 17081505416**

Communication System: Generic FDD-LTE; Frequency: 782 MHz; Duty Cycle: 1:1
Medium parameters used: $f = 782$ MHz; $\sigma = 0.978$ S/m; $\epsilon_r = 55.189$; $\rho = 1000$ kg/m³ ;
Phantom section: Flat Section

DASY5 Configuration:

- Probe: EX3DV4 - SN7329; ConvF(9.91, 9.91, 9.91); Calibrated: 2017/3/13;
- Sensor-Surface: 4mm (Mechanical Surface Detection)
- Electronics: DAE4 Sn1459; Calibrated: 2017/9/15
- Phantom: SAM (30deg probe tilt) with CRP v5.0_20150321; Type: QD000P40CD; Serial: TP:1874
- Measurement SW: DASY52, Version 52.8 (8);

Area Scan (101x121x1): Interpolated grid: dx=1.000 mm, dy=1.000 mm

Maximum value of SAR (interpolated) = 0.239 W/kg

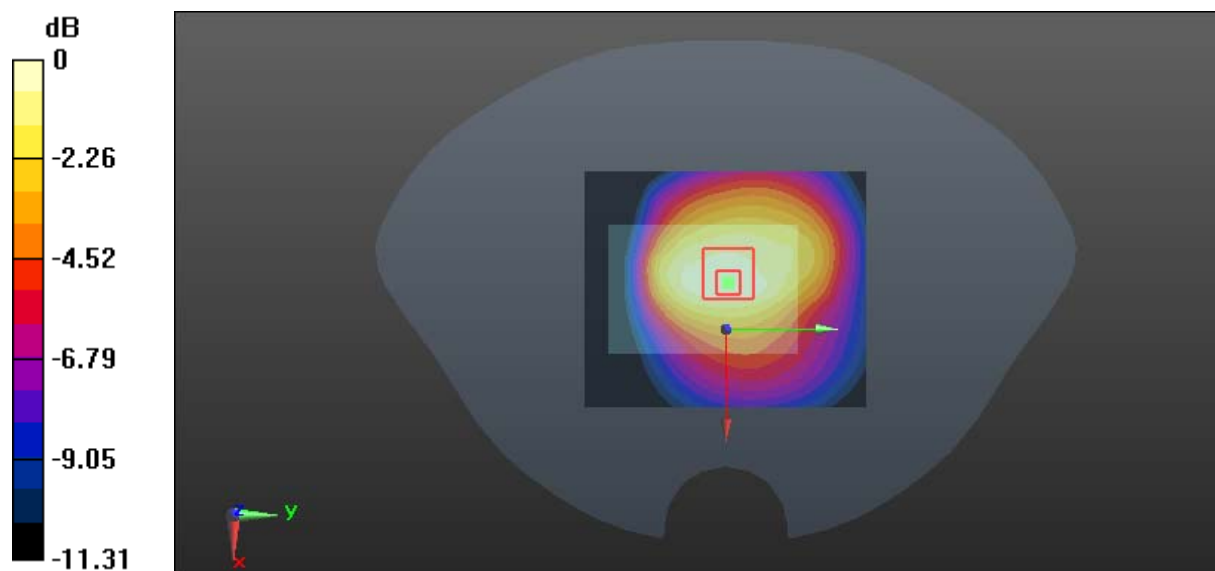
Zoom Scan (7x7x7)/Cube 0: Measurement grid: dx=5mm, dy=5mm, dz=5mm

Reference Value = 15.53 V/m; Power Drift = 0.11 dB

Peak SAR (extrapolated) = 0.378 W/kg

SAR(1 g) = 0.222 W/kg; SAR(10 g) = 0.144 W/kg

Maximum value of SAR (measured) = 0.238 W/kg



0 dB = 0.238 W/kg = -6.23 dBW/kg

Test Plot 70#: LTE Band 26_Body Back_Low_1RB**DUT: Intelligent POS Terminal; Type: N910; Serial: 17081505416**

Communication System: Generic FDD-LTE; Frequency: 822.5 MHz; Duty Cycle: 1:1
Medium parameters used: $f = 822.5$ MHz; $\sigma = 0.972$ S/m; $\epsilon_r = 55.339$; $\rho = 1000$ kg/m³ ;
Phantom section: Flat Section

DASY5 Configuration:

- Probe: EX3DV4 - SN7329; ConvF(9.58, 9.58, 9.58); Calibrated: 2017/3/13;
- Sensor-Surface: 4mm (Mechanical Surface Detection)
- Electronics: DAE4 Sn1459; Calibrated: 2017/9/15
- Phantom: SAM (30deg probe tilt) with CRP v5.0_20150321; Type: QD000P40CD; Serial: TP:1874
- Measurement SW: DASY52, Version 52.8 (8);

Area Scan (101x121x1): Interpolated grid: dx=1.000 mm, dy=1.000 mm

Maximum value of SAR (interpolated) = 1.18 W/kg

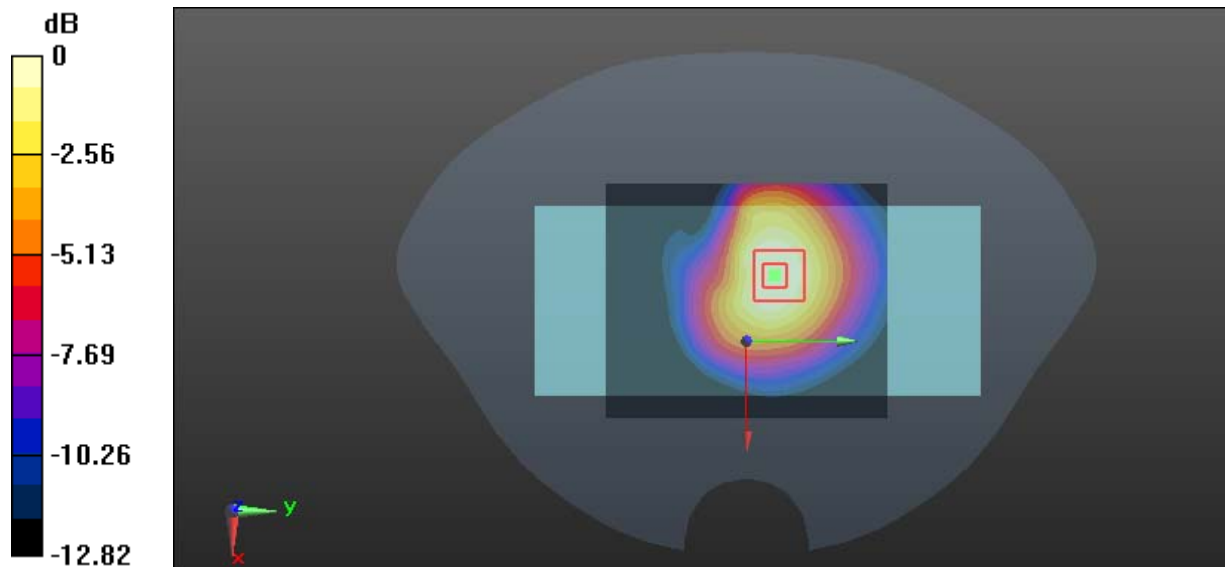
Zoom Scan (7x7x7)/Cube 0: Measurement grid: dx=5mm, dy=5mm, dz=5mm

Reference Value = 30.38 V/m; Power Drift = -0.076 dB

Peak SAR (extrapolated) = 1.63 W/kg

SAR(1 g) = 0.979 W/kg; SAR(10 g) = 0.622 W/kg

Maximum value of SAR (measured) = 1.08 W/kg



0 dB = 1.08 W/kg = 0.33 dBW/kg

Test Plot 71#: LTE Band 26_Body Back_Middle_1RB**DUT: Intelligent POS Terminal; Type: N910; Serial: 17081505416**

Communication System: Generic FDD-LTE; Frequency: 831.5 MHz; Duty Cycle: 1:1
Medium parameters used: $f = 831.5$ MHz; $\sigma = 0.985$ S/m; $\epsilon_r = 55.084$; $\rho = 1000$ kg/m³ ;
Phantom section: Flat Section

DASY5 Configuration:

- Probe: EX3DV4 - SN7329; ConvF(9.58, 9.58, 9.58); Calibrated: 2017/3/13;
- Sensor-Surface: 4mm (Mechanical Surface Detection)
- Electronics: DAE4 Sn1459; Calibrated: 2017/9/15
- Phantom: SAM (30deg probe tilt) with CRP v5.0_20150321; Type: QD000P40CD; Serial: TP:1874
- Measurement SW: DASY52, Version 52.8 (8);

Area Scan (101x121x1): Interpolated grid: dx=1.000 mm, dy=1.000 mm

Maximum value of SAR (interpolated) = 1.11 W/kg

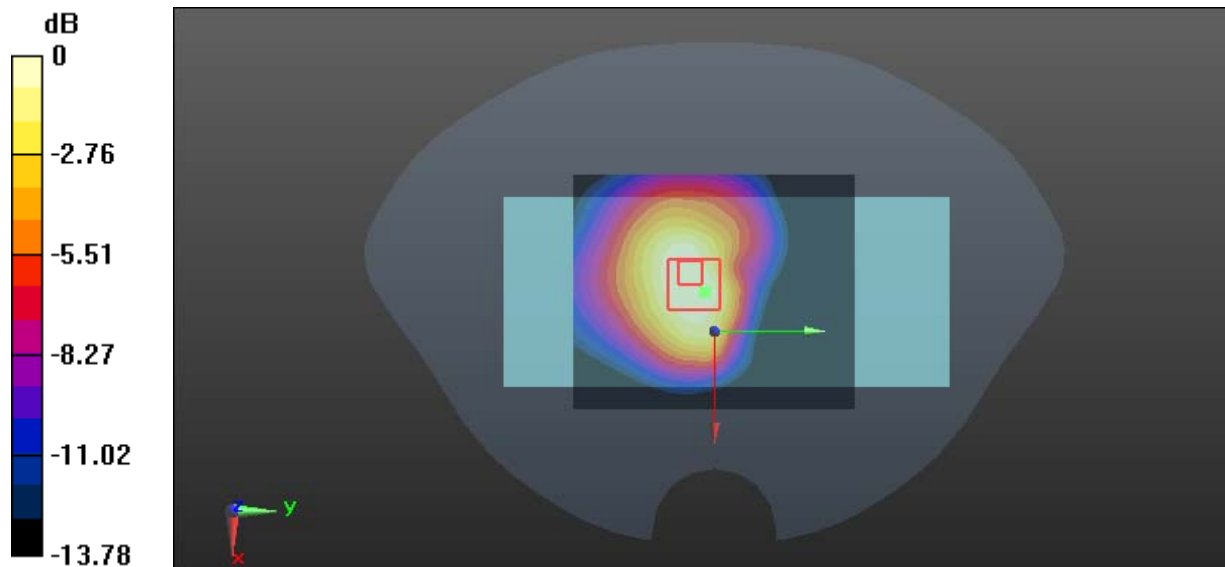
Zoom Scan (7x7x7)/Cube 0: Measurement grid: dx=5mm, dy=5mm, dz=5mm

Reference Value = 32.42 V/m; Power Drift = -0.14 dB

Peak SAR (extrapolated) = 1.74 W/kg

SAR(1 g) = 1.02 W/kg; SAR(10 g) = 0.637 W/kg

Maximum value of SAR (measured) = 1.10 W/kg



0 dB = 1.10 W/kg = 0.41 dBW/kg

Test Plot 72#: LTE Band 26_Body Back_High_1RB**DUT: Intelligent POS Terminal; Type: N910; Serial: 17081505416**

Communication System: Generic FDD-LTE; Frequency: 841.5 MHz; Duty Cycle: 1:1
Medium parameters used: $f = 841.5$ MHz; $\sigma = 0.982$ S/m; $\epsilon_r = 55.058$; $\rho = 1000$ kg/m³ ;
Phantom section: Flat Section

DASY5 Configuration:

- Probe: EX3DV4 - SN7329; ConvF(9.58, 9.58, 9.58); Calibrated: 2017/3/13;
- Sensor-Surface: 4mm (Mechanical Surface Detection)
- Electronics: DAE4 Sn1459; Calibrated: 2017/9/15
- Phantom: SAM (30deg probe tilt) with CRP v5.0_20150321; Type: QD000P40CD; Serial: TP:1874
- Measurement SW: DASY52, Version 52.8 (8);

Area Scan (101x121x1): Interpolated grid: dx=1.000 mm, dy=1.000 mm

Maximum value of SAR (interpolated) = 1.09 W/kg

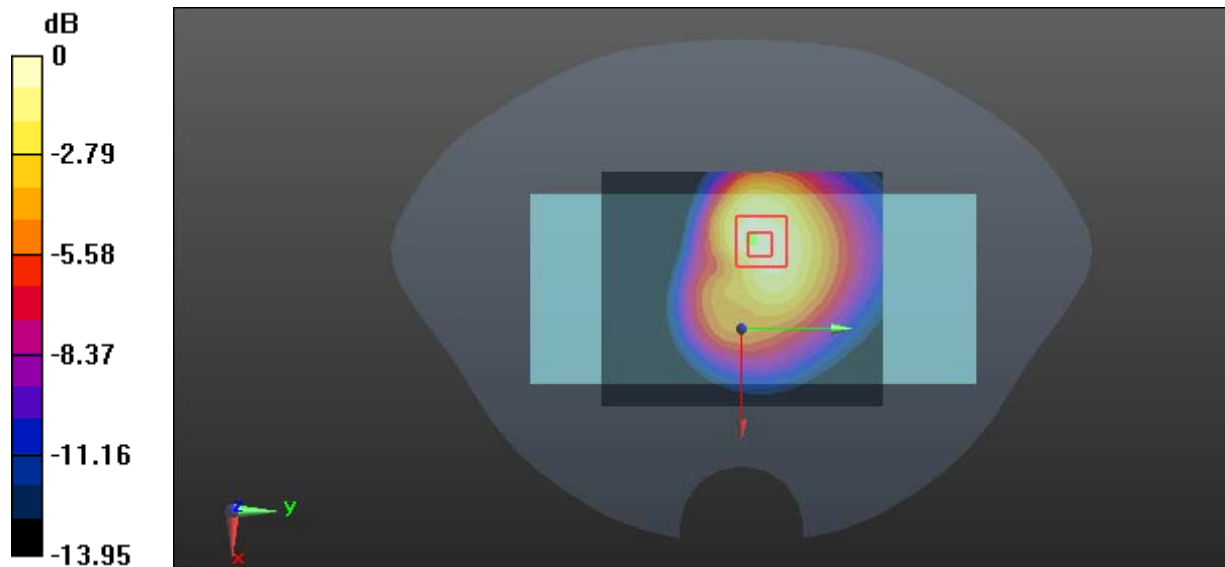
Zoom Scan (7x7x7)/Cube 0: Measurement grid: dx=5mm, dy=5mm, dz=5mm

Reference Value = 23.28 V/m; Power Drift = 0.13 dB

Peak SAR (extrapolated) = 2.15 W/kg

SAR(1 g) = 1.02 W/kg; SAR(10 g) = 0.599 W/kg

Maximum value of SAR (measured) = 1.09 W/kg



0 dB = 1.09 W/kg = 0.37 dBW/kg

Test Plot 73#: LTE Band 26_Body Back_High_50RB**DUT: Intelligent POS Terminal; Type: N910; Serial: 17081505416**

Communication System: Generic FDD-LTE; Frequency: 841.5 MHz; Duty Cycle: 1:1
Medium parameters used: $f = 841.5$ MHz; $\sigma = 0.982$ S/m; $\epsilon_r = 55.058$; $\rho = 1000$ kg/m³ ;
Phantom section: Flat Section

DASY5 Configuration:

- Probe: EX3DV4 - SN7329; ConvF(9.58, 9.58, 9.58); Calibrated: 2017/3/13;
- Sensor-Surface: 4mm (Mechanical Surface Detection)
- Electronics: DAE4 Sn1459; Calibrated: 2017/9/15
- Phantom: SAM (30deg probe tilt) with CRP v5.0_20150321; Type: QD000P40CD; Serial: TP:1874
- Measurement SW: DASY52, Version 52.8 (8);

Area Scan (101x121x1): Interpolated grid: dx=1.000 mm, dy=1.000 mm

Maximum value of SAR (interpolated) = 0.771 W/kg

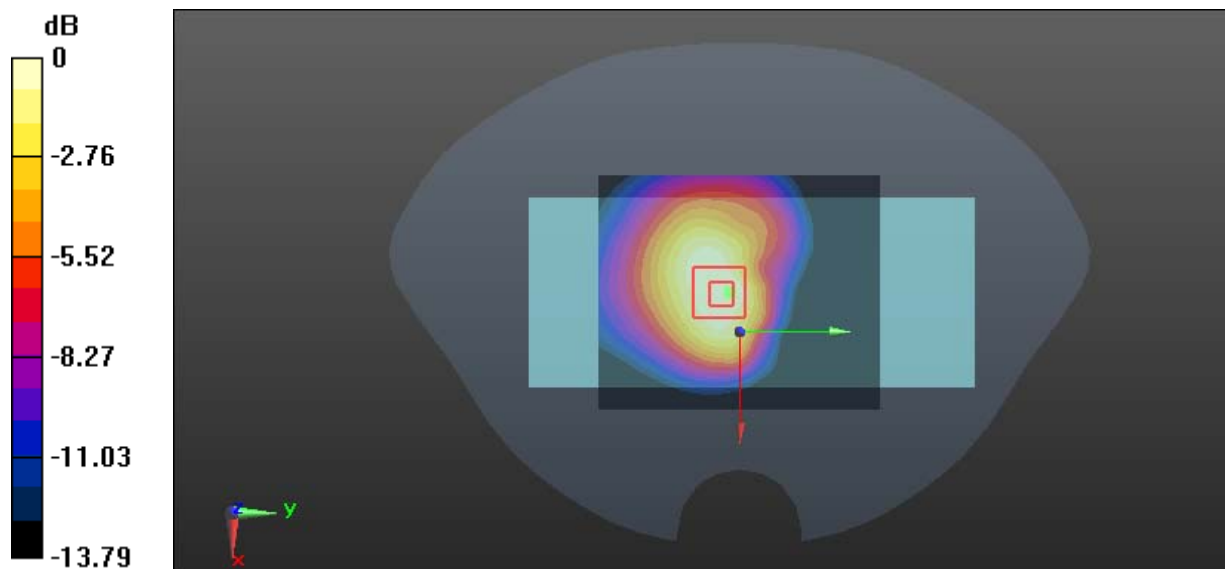
Zoom Scan (7x7x7)/Cube 0: Measurement grid: dx=5mm, dy=5mm, dz=5mm

Reference Value = 25.71 V/m; Power Drift = -0.042 dB

Peak SAR (extrapolated) = 1.38 W/kg

SAR(1 g) = 0.732 W/kg; SAR(10 g) = 0.445 W/kg

Maximum value of SAR (measured) = 0.771 W/kg



0 dB = 0.771 W/kg = -1.13 dBW/kg

Test Plot 74#: LTE Band 26_Body Back_High_50RB

DUT: Intelligent POS Terminal; Type: N910; Serial: 17081505416

Communication System: Generic FDD-LTE; Frequency: 841.5 MHz; Duty Cycle: 1:1
 Medium parameters used: $f = 841.5 \text{ MHz}$; $\sigma = 0.982 \text{ S/m}$; $\epsilon_r = 55.058$; $\rho = 1000 \text{ kg/m}^3$;
 Phantom section: Flat Section

DASY5 Configuration:

- Probe: EX3DV4 - SN7329; ConvF(9.58, 9.58, 9.58); Calibrated: 2017/3/13;
- Sensor-Surface: 4mm (Mechanical Surface Detection)
- Electronics: DAE4 Sn1459; Calibrated: 2017/9/15
- Phantom: SAM (30deg probe tilt) with CRP v5.0_20150321; Type: QD000P40CD; Serial: TP:1874
- Measurement SW: DASY52, Version 52.8 (8);

Area Scan (101x121x1): Interpolated grid: $dx=1.000 \text{ mm}$, $dy=1.000 \text{ mm}$

Maximum value of SAR (interpolated) = 0.581 W/kg

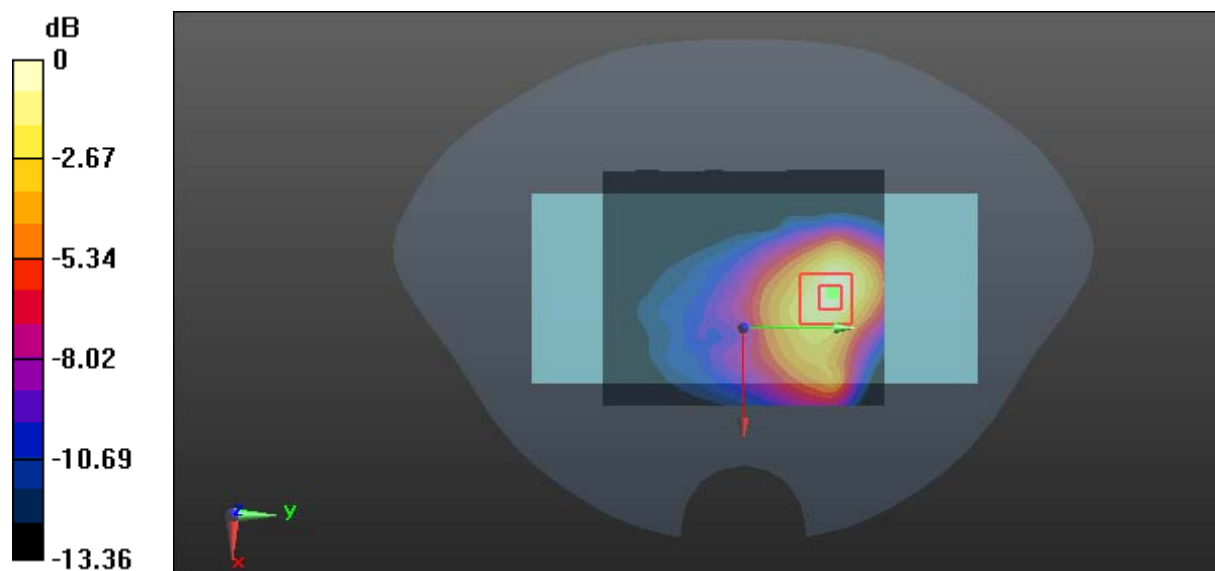
Zoom Scan (7x7x7)/Cube 0: Measurement grid: $dx=5\text{mm}$, $dy=5\text{mm}$, $dz=5\text{mm}$

Reference Value = 10.12 V/m; Power Drift = 0.16 dB

Peak SAR (extrapolated) = 0.925 W/kg

SAR(1 g) = 0.538 W/kg; SAR(10 g) = 0.322 W/kg

Maximum value of SAR (measured) = 0.614 W/kg



0 dB = 0.614 W/kg = -2.12 dBW/kg

Test Plot 75#: LTE Band 26_Handheld Left_High_1RB**DUT: Intelligent POS Terminal; Type: N910; Serial: 17081505416**

Communication System: Generic FDD-LTE; Frequency: 841.5 MHz; Duty Cycle: 1:1
Medium parameters used: $f = 841.5$ MHz; $\sigma = 0.982$ S/m; $\epsilon_r = 55.058$; $\rho = 1000$ kg/m³ ;
Phantom section: Flat Section

DASY5 Configuration:

- Probe: EX3DV4 - SN7329; ConvF(9.58, 9.58, 9.58); Calibrated: 2017/3/13;
- Sensor-Surface: 4mm (Mechanical Surface Detection)
- Electronics: DAE4 Sn1459; Calibrated: 2017/9/15
- Phantom: SAM (30deg probe tilt) with CRP v5.0_20150321; Type: QD000P40CD; Serial: TP:1874
- Measurement SW: DASY52, Version 52.8 (8);

Area Scan (101x121x1): Interpolated grid: dx=1.000 mm, dy=1.000 mm

Maximum value of SAR (interpolated) = 0.198 W/kg

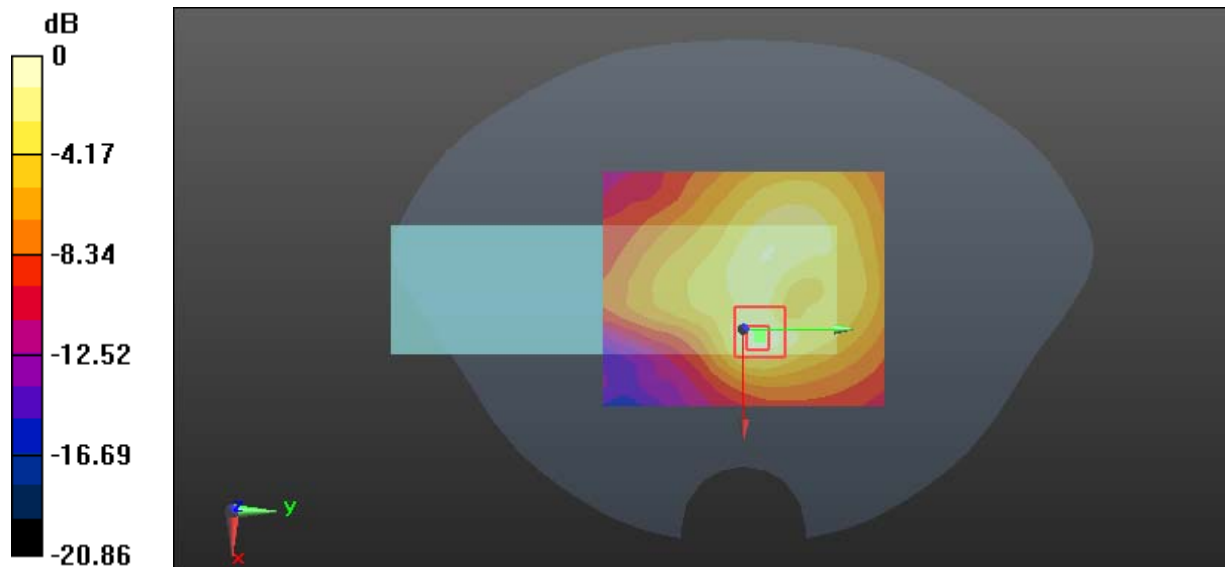
Zoom Scan (7x7x7)/Cube 0: Measurement grid: dx=5mm, dy=5mm, dz=5mm

Reference Value = 11.56 V/m; Power Drift = -0.03 dB

Peak SAR (extrapolated) = 0.536 W/kg

SAR(1 g) = 0.185 W/kg; SAR(10 g) = 0.083 W/kg

Maximum value of SAR (measured) = 0.203 W/kg



0 dB = 0.203 W/kg = -6.93 dBW/kg

Test Plot 76#: LTE Band 26_Handheld Left_High_50RB**DUT: Intelligent POS Terminal; Type: N910; Serial: 17081505416**

Communication System: Generic FDD-LTE; Frequency: 841.5 MHz; Duty Cycle: 1:1
Medium parameters used: $f = 841.5$ MHz; $\sigma = 0.982$ S/m; $\epsilon_r = 55.058$; $\rho = 1000$ kg/m³ ;
Phantom section: Flat Section

DASY5 Configuration:

- Probe: EX3DV4 - SN7329; ConvF(9.58, 9.58, 9.58); Calibrated: 2017/3/13;
- Sensor-Surface: 4mm (Mechanical Surface Detection)
- Electronics: DAE4 Sn1459; Calibrated: 2017/9/15
- Phantom: SAM (30deg probe tilt) with CRP v5.0_20150321; Type: QD000P40CD; Serial: TP:1874
- Measurement SW: DASY52, Version 52.8 (8);

Area Scan (101x121x1): Interpolated grid: dx=1.000 mm, dy=1.000 mm

Maximum value of SAR (interpolated) = 0.184 W/kg

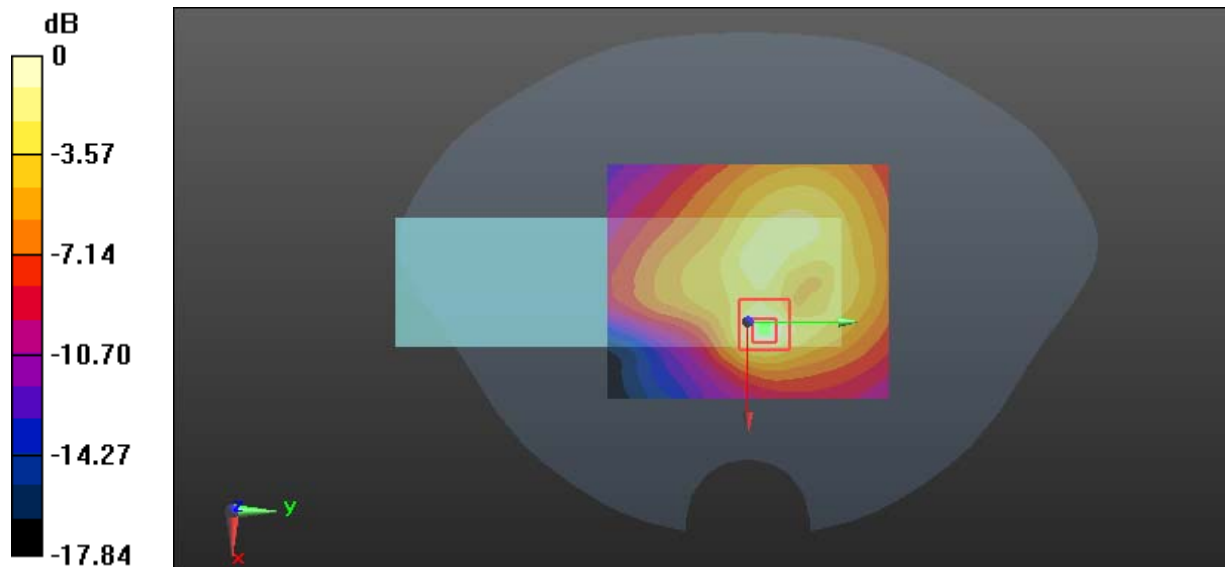
Zoom Scan (7x7x7)/Cube 0: Measurement grid: dx=5mm, dy=5mm, dz=5mm

Reference Value = 10.56 V/m; Power Drift = 0.25 dB

Peak SAR (extrapolated) = 0.540 W/kg

SAR(1 g) = 0.172 W/kg; SAR(10 g) = 0.077 W/kg

Maximum value of SAR (measured) = 0.191 W/kg



0 dB = 0.191 W/kg = -7.19 dBW/kg

Test Plot 77#: LTE Band 26_Handheld Right_High_1RB**DUT: Intelligent POS Terminal; Type: N910; Serial: 17081505416**

Communication System: Generic FDD-LTE; Frequency: 841.5 MHz; Duty Cycle: 1:1
Medium parameters used: $f = 841.5$ MHz; $\sigma = 0.982$ S/m; $\epsilon_r = 55.058$; $\rho = 1000$ kg/m³ ;
Phantom section: Flat Section

DASY5 Configuration:

- Probe: EX3DV4 - SN7329; ConvF(9.58, 9.58, 9.58); Calibrated: 2017/3/13;
- Sensor-Surface: 4mm (Mechanical Surface Detection)
- Electronics: DAE4 Sn1459; Calibrated: 2017/9/15
- Phantom: SAM (30deg probe tilt) with CRP v5.0_20150321; Type: QD000P40CD; Serial: TP:1874
- Measurement SW: DASY52, Version 52.8 (8);

Area Scan (101x121x1): Interpolated grid: dx=1.000 mm, dy=1.000 mm

Maximum value of SAR (interpolated) = 0.191 W/kg

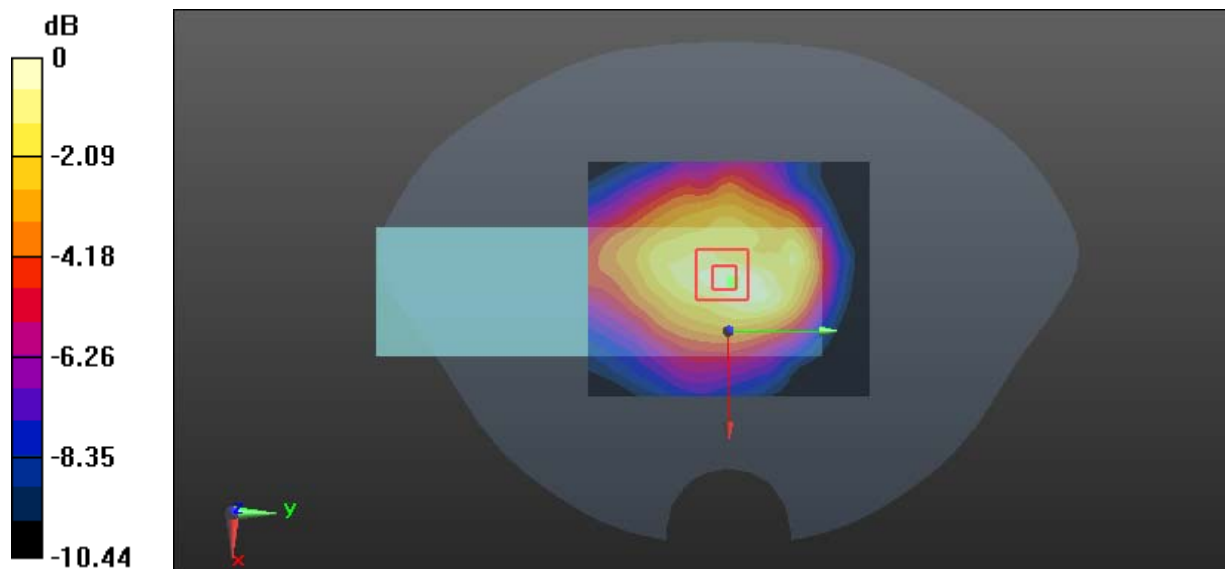
Zoom Scan (7x7x7)/Cube 0: Measurement grid: dx=5mm, dy=5mm, dz=5mm

Reference Value = 14.14 V/m; Power Drift = 0.11 dB

Peak SAR (extrapolated) = 0.264 W/kg

SAR(1 g) = 0.177 W/kg; SAR(10 g) = 0.122 W/kg

Maximum value of SAR (measured) = 0.194 W/kg



0 dB = 0.194 W/kg = -7.12 dBW/kg

Test Plot 78#: LTE Band 26_Handheld Right_High_50RB**DUT: Intelligent POS Terminal; Type: N910; Serial: 17081505416**

Communication System: Generic FDD-LTE; Frequency: 841.5 MHz; Duty Cycle: 1:1
Medium parameters used: $f = 841.5$ MHz; $\sigma = 0.982$ S/m; $\epsilon_r = 55.058$; $\rho = 1000$ kg/m³ ;
Phantom section: Flat Section

DASY5 Configuration:

- Probe: EX3DV4 - SN7329; ConvF(9.58, 9.58, 9.58); Calibrated: 2017/3/13;
- Sensor-Surface: 4mm (Mechanical Surface Detection)
- Electronics: DAE4 Sn1459; Calibrated: 2017/9/15
- Phantom: SAM (30deg probe tilt) with CRP v5.0_20150321; Type: QD000P40CD; Serial: TP:1874
- Measurement SW: DASY52, Version 52.8 (8);

Area Scan (101x121x1): Interpolated grid: dx=1.000 mm, dy=1.000 mm

Maximum value of SAR (interpolated) = 0.158 W/kg

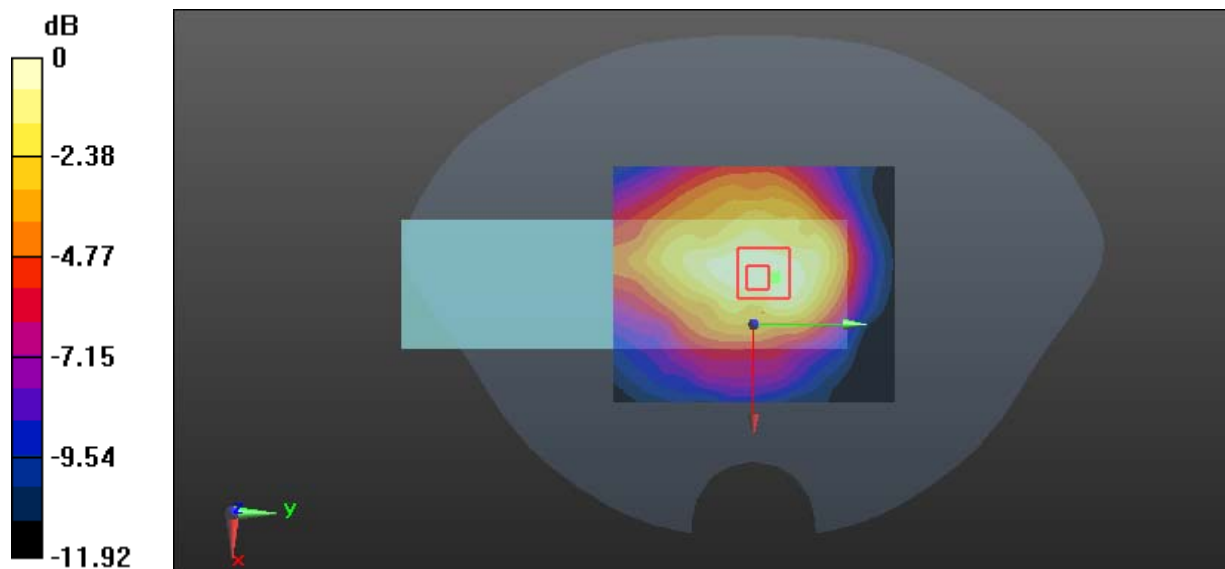
Zoom Scan (7x7x7)/Cube 0: Measurement grid: dx=5mm, dy=5mm, dz=5mm

Reference Value = 13.17 V/m; Power Drift = -0.105 dB

Peak SAR (extrapolated) = 0.201 W/kg

SAR(1 g) = 0.137 W/kg; SAR(10 g) = 0.095 W/kg

Maximum value of SAR (measured) = 0.158 W/kg



0 dB = 0.158 W/kg = -8.01 dBW/kg

Test Plot 79#: LTE Band 26_Handheld Top_High_1RB**DUT: Intelligent POS Terminal; Type: N910; Serial: 17081505416**

Communication System: Generic FDD-LTE; Frequency: 841.5 MHz; Duty Cycle: 1:1
Medium parameters used: $f = 841.5$ MHz; $\sigma = 0.982$ S/m; $\epsilon_r = 55.058$; $\rho = 1000$ kg/m³ ;
Phantom section: Flat Section

DASY5 Configuration:

- Probe: EX3DV4 - SN7329; ConvF(9.58, 9.58, 9.58); Calibrated: 2017/3/13;
- Sensor-Surface: 4mm (Mechanical Surface Detection)
- Electronics: DAE4 Sn1459; Calibrated: 2017/9/15
- Phantom: SAM (30deg probe tilt) with CRP v5.0_20150321; Type: QD000P40CD; Serial: TP:1874
- Measurement SW: DASY52, Version 52.8 (8);

Area Scan (101x121x1): Interpolated grid: dx=1.000 mm, dy=1.000 mm

Maximum value of SAR (interpolated) = 0.222 W/kg

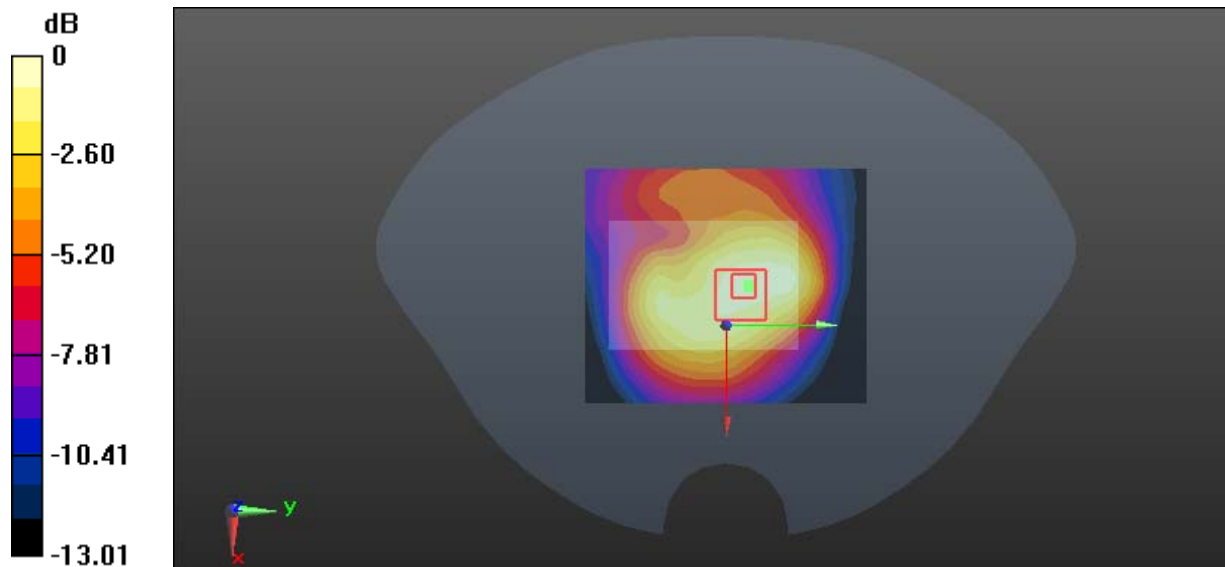
Zoom Scan (7x7x7)/Cube 0: Measurement grid: dx=5mm, dy=5mm, dz=5mm

Reference Value = 14.57 V/m; Power Drift = -0.07 dB

Peak SAR (extrapolated) = 0.367 W/kg

SAR(1 g) = 0.202 W/kg; SAR(10 g) = 0.127 W/kg

Maximum value of SAR (measured) = 0.217 W/kg



0 dB = 0.217 W/kg = -6.64 dBW/kg

Test Plot 80#: LTE Band 26_Handheld Top_High_50RB**DUT: Intelligent POS Terminal; Type: N910; Serial: 17081505416**

Communication System: Generic FDD-LTE; Frequency: 841.5 MHz; Duty Cycle: 1:1
Medium parameters used: $f = 841.5$ MHz; $\sigma = 0.982$ S/m; $\epsilon_r = 55.058$; $\rho = 1000$ kg/m³ ;
Phantom section: Flat Section

DASY5 Configuration:

- Probe: EX3DV4 - SN7329; ConvF(9.58, 9.58, 9.58); Calibrated: 2017/3/13;
- Sensor-Surface: 4mm (Mechanical Surface Detection)
- Electronics: DAE4 Sn1459; Calibrated: 2017/9/15
- Phantom: SAM (30deg probe tilt) with CRP v5.0_20150321; Type: QD000P40CD; Serial: TP:1874
- Measurement SW: DASY52, Version 52.8 (8);

Area Scan (101x121x1): Interpolated grid: dx=1.000 mm, dy=1.000 mm

Maximum value of SAR (interpolated) = 0.196 W/kg

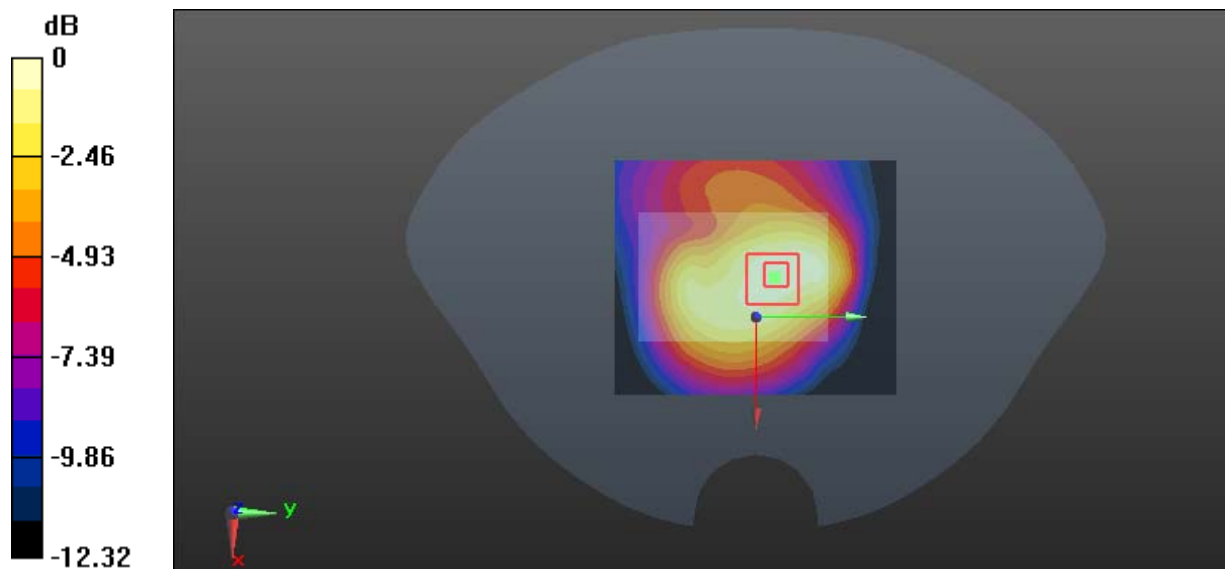
Zoom Scan (7x7x7)/Cube 0: Measurement grid: dx=5mm, dy=5mm, dz=5mm

Reference Value = 13.87 V/m; Power Drift = -0.091 dB

Peak SAR (extrapolated) = 0.308 W/kg

SAR(1 g) = 0.181 W/kg; SAR(10 g) = 0.114 W/kg

Maximum value of SAR (measured) = 0.195 W/kg



0 dB = 0.195 W/kg = -7.10 dBW/kg

Test Plot 81#: WLAN 2.4G_Body Back_Middle**DUT: Intelligent POS Terminal; Type: N910; Serial: 17081505416**

Communication System: WLAN; Frequency: 2437 MHz; Duty Cycle: 1:1
Medium parameters used: $f = 2437$ MHz; $\sigma = 1.93$ S/m; $\epsilon_r = 52.842$; $\rho = 1000$ kg/m³ ;
Phantom section: Flat Section

DASY5 Configuration:

- Probe: EX3DV4 - SN7329; ConvF(7.37, 7.37, 7.37); Calibrated: 2017/3/13;
- Sensor-Surface: 1.4mm (Mechanical Surface Detection)
- Electronics: DAE4 Sn1459; Calibrated: 2017/9/15
- Phantom: SAM (30deg probe tilt) with CRP v5.0_20150321; Type: QD000P40CD; Serial: TP:1874
- Measurement SW: DASY52, Version 52.8 (8);

Area Scan (91x101x1): Interpolated grid: dx=1.200 mm, dy=1.200 mm

Maximum value of SAR (interpolated) = 0.238 W/kg

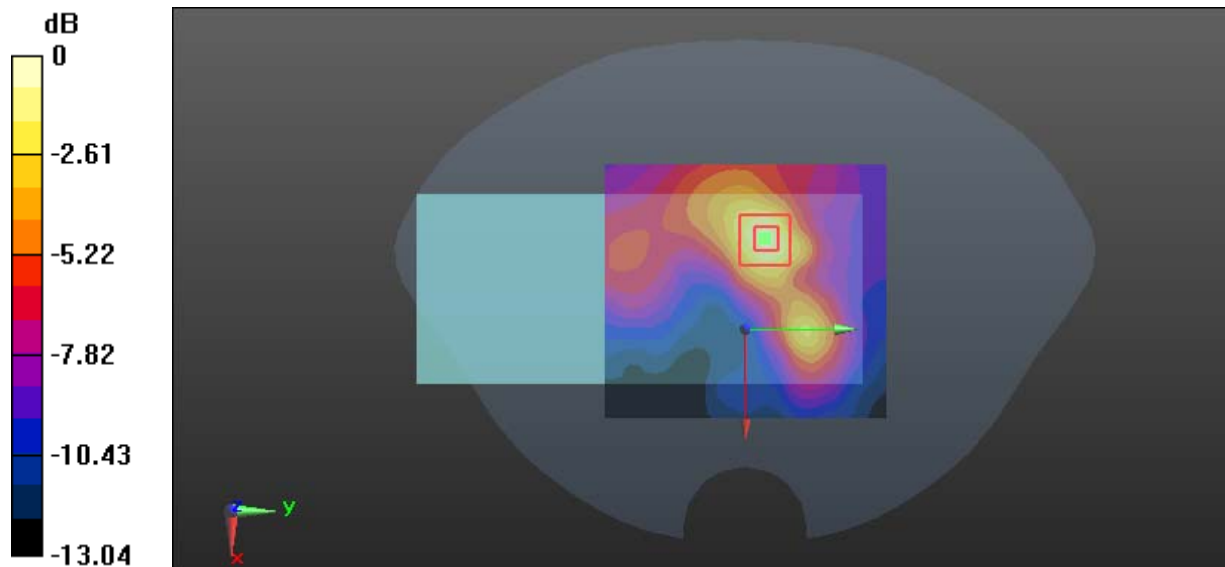
Zoom Scan (5x5x4)/Cube 0: Measurement grid: dx=8mm, dy=8mm, dz=5mm

Reference Value = 4.835 V/m; Power Drift = -0.09 dB

Peak SAR (extrapolated) = 0.347 W/kg

SAR(1 g) = 0.162 W/kg; SAR(10 g) = 0.082 W/kg

Maximum value of SAR (measured) = 0.274 W/kg



0 dB = 0.274 W/kg = -5.62 dBW/kg

Test Plot 82#: WLAN 2.4G_Handheld Right_Middle**DUT: Intelligent POS Terminal; Type: N910; Serial: 17081505416**

Communication System: WLAN; Frequency: 2437 MHz; Duty Cycle: 1:1
Medium parameters used: $f = 2437$ MHz; $\sigma = 1.93$ S/m; $\epsilon_r = 52.842$; $\rho = 1000$ kg/m³ ;
Phantom section: Flat Section

DASY5 Configuration:

- Probe: EX3DV4 - SN7329; ConvF(7.37, 7.37, 7.37); Calibrated: 2017/3/13;
- Sensor-Surface: 1.4mm (Mechanical Surface Detection)
- Electronics: DAE4 Sn1459; Calibrated: 2017/9/15
- Phantom: SAM (30deg probe tilt) with CRP v5.0_20150321; Type: QD000P40CD; Serial: TP:1874
- Measurement SW: DASY52, Version 52.8 (8);

Area Scan (81x81x1): Interpolated grid: dx=1.200 mm, dy=1.200 mm

Maximum value of SAR (interpolated) = 1.39 W/kg

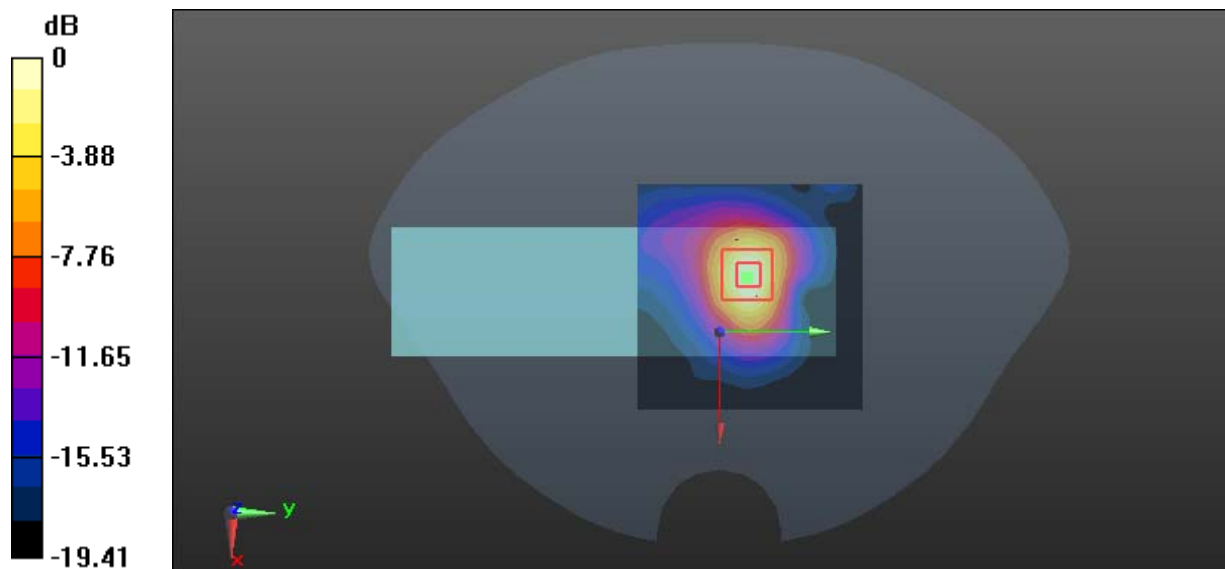
Zoom Scan (5x5x4)/Cube 0: Measurement grid: dx=8mm, dy=8mm, dz=5mm

Reference Value = 11.69 V/m; Power Drift = -0.01 dB

Peak SAR (extrapolated) = 1.72 W/kg

SAR(1 g) = 0.755 W/kg; SAR(10 g) = 0.332 W/kg

Maximum value of SAR (measured) = 1.33 W/kg



0 dB = 1.33 W/kg = 1.24 dBW/kg

Test Plot 83#: WLAN 2.4G_Handheld Top_Middle**DUT: Intelligent POS Terminal; Type: N910; Serial: 17081505416**

Communication System: WLAN; Frequency: 2437 MHz; Duty Cycle: 1:1
Medium parameters used: $f = 2437$ MHz; $\sigma = 1.93$ S/m; $\epsilon_r = 52.842$; $\rho = 1000$ kg/m³ ;
Phantom section: Flat Section

DASY5 Configuration:

- Probe: EX3DV4 - SN7329; ConvF(7.37, 7.37, 7.37); Calibrated: 2017/3/13;
- Sensor-Surface: 1.4mm (Mechanical Surface Detection)
- Electronics: DAE4 Sn1459; Calibrated: 2017/9/15
- Phantom: SAM (30deg probe tilt) with CRP v5.0_20150321; Type: QD000P40CD; Serial: TP:1874
- Measurement SW: DASY52, Version 52.8 (8);

Area Scan (81x101x1): Interpolated grid: dx=1.200 mm, dy=1.200 mm

Maximum value of SAR (interpolated) = 0.255 W/kg

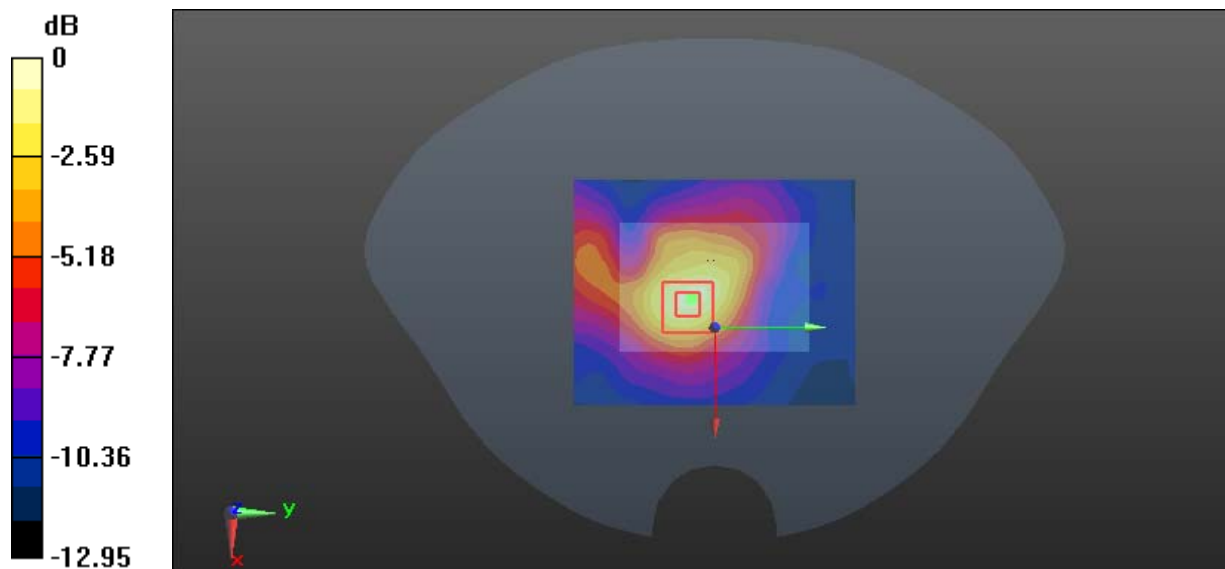
Zoom Scan (5x5x4)/Cube 0: Measurement grid: dx=8mm, dy=8mm, dz=5mm

Reference Value = 7.979 V/m; Power Drift = -0.127 dB

Peak SAR (extrapolated) = 0.381 W/kg

SAR(1 g) = 0.181 W/kg; SAR(10 g) = 0.091 W/kg

Maximum value of SAR (measured) = 0.294 W/kg



0 dB = 0.294 W/kg = -5.32 dBW/kg

Test Plot 84#: WLAN U-NII-1 Band_Body Back_Middle**DUT: Intelligent POS Terminal; Type: N910; Serial: 17081505416**

Communication System: WLAN; Frequency: 5200 MHz; Duty Cycle: 1:1
Medium parameters used: $f = 5200$ MHz; $\sigma = 5.253$ S/m; $\epsilon_r = 49.327$; $\rho = 1000$ kg/m³ ;
Phantom section: Flat Section

DASY5 Configuration:

- Probe: EX3DV4 - SN7329; ConvF(4.84, 4.84, 4.84); Calibrated: 2017/3/13;
- Sensor-Surface: 1.4mm (Mechanical Surface Detection)
- Electronics: DAE4 Sn1459; Calibrated: 2017/9/15
- Phantom: SAM (30deg probe tilt) with CRP v5.0_20150321; Type: QD000P40CD; Serial: TP:1874
- Measurement SW: DASY52, Version 52.8 (8);

Area Scan (111x121x1): Interpolated grid: dx=1.000 mm, dy=1.000 mm

Maximum value of SAR (interpolated) = 0.146 W/kg

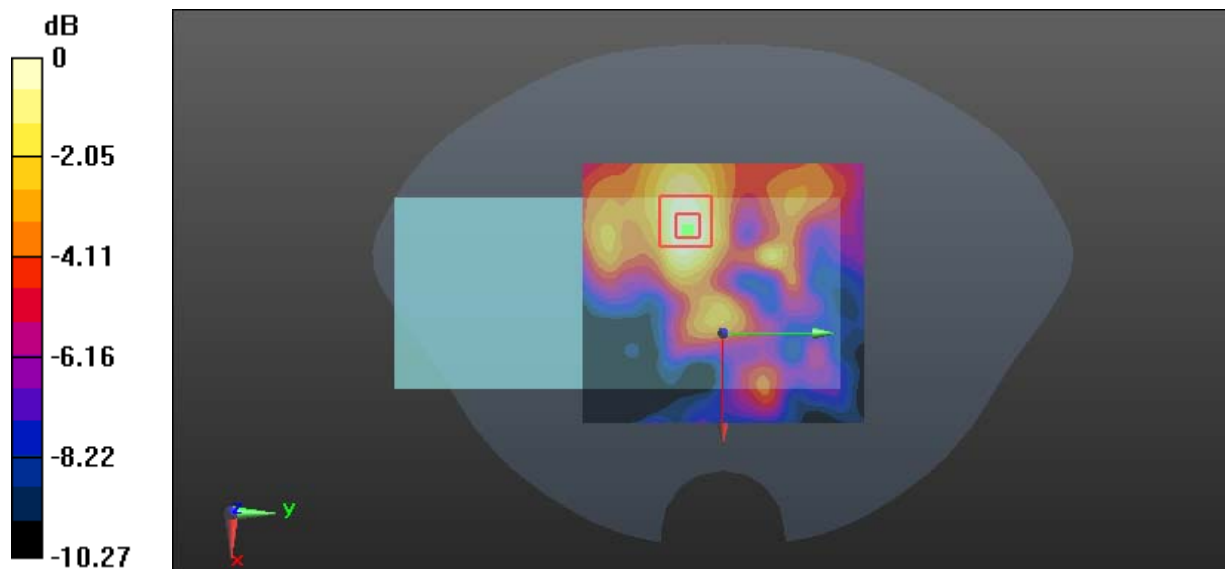
Zoom Scan (7x7x6)/Cube 0: Measurement grid: dx=5mm, dy=5mm, dz=2mm

Reference Value = 1.729 V/m; Power Drift = 0.058 dB

Peak SAR (extrapolated) = 0.212 W/kg

SAR(1 g) = 0.081 W/kg; SAR(10 g) = 0.047 W/kg

Maximum value of SAR (measured) = 0.137 W/kg



0 dB = 0.137 W/kg = -8.63 dBW/kg

Test Plot 85#: WLAN U-NII-1 Band_Handheld Right_Middle**DUT: Intelligent POS Terminal; Type: N910; Serial: 17081505416**

Communication System: WLAN; Frequency: 5200 MHz; Duty Cycle: 1:1
Medium parameters used: $f = 5200$ MHz; $\sigma = 5.253$ S/m; $\epsilon_r = 49.327$; $\rho = 1000$ kg/m³ ;
Phantom section: Flat Section

DASY5 Configuration:

- Probe: EX3DV4 - SN7329; ConvF(4.84, 4.84, 4.84); Calibrated: 2017/3/13;
- Sensor-Surface: 1.4mm (Mechanical Surface Detection)
- Electronics: DAE4 Sn1459; Calibrated: 2017/9/15
- Phantom: SAM (30deg probe tilt) with CRP v5.0_20150321; Type: QD000P40CD; Serial: TP:1874
- Measurement SW: DASY52, Version 52.8 (8);

Area Scan (101x101x1): Interpolated grid: dx=1.000 mm, dy=1.000 mm

Maximum value of SAR (interpolated) = 1.29 W/kg

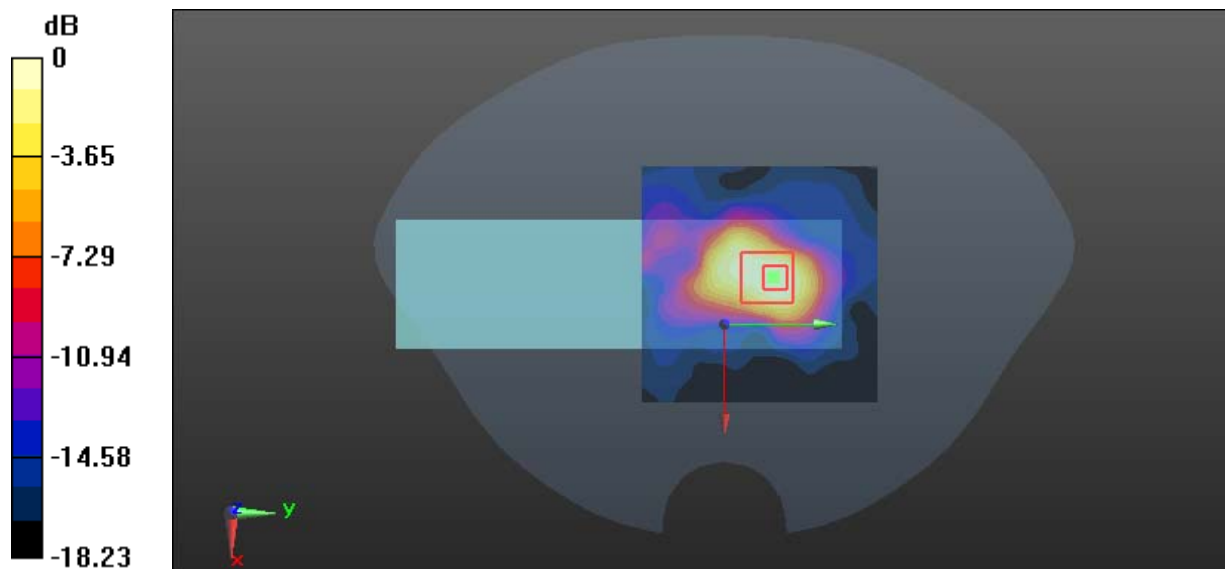
Zoom Scan (7x7x6)/Cube 0: Measurement grid: dx=5mm, dy=5mm, dz=2mm

Reference Value = 8.507 V/m; Power Drift = 0.08 dB

Peak SAR (extrapolated) = 1.67 W/kg

SAR(1 g) = 0.591 W/kg; SAR(10 g) = 0.253 W/kg

Maximum value of SAR (measured) = 1.16 W/kg



0 dB = 1.16 W/kg = 0.64 dBW/kg

Test Plot 86#: WLAN U-NII-1 Band_Handheld Top_Middle**DUT: Intelligent POS Terminal; Type: N910; Serial: 17081505416**

Communication System: WLAN; Frequency: 5200 MHz; Duty Cycle: 1:1
Medium parameters used: $f = 5200$ MHz; $\sigma = 5.253$ S/m; $\epsilon_r = 49.327$; $\rho = 1000$ kg/m³ ;
Phantom section: Flat Section

DASY5 Configuration:

- Probe: EX3DV4 - SN7329; ConvF(4.84, 4.84, 4.84); Calibrated: 2017/3/13;
- Sensor-Surface: 1.4mm (Mechanical Surface Detection)
- Electronics: DAE4 Sn1459; Calibrated: 2017/9/15
- Phantom: SAM (30deg probe tilt) with CRP v5.0_20150321; Type: QD000P40CD; Serial: TP:1874
- Measurement SW: DASY52, Version 52.8 (8);

Area Scan (101x121x1): Interpolated grid: dx=1.000 mm, dy=1.000 mm

Maximum value of SAR (interpolated) = 0.269 W/kg

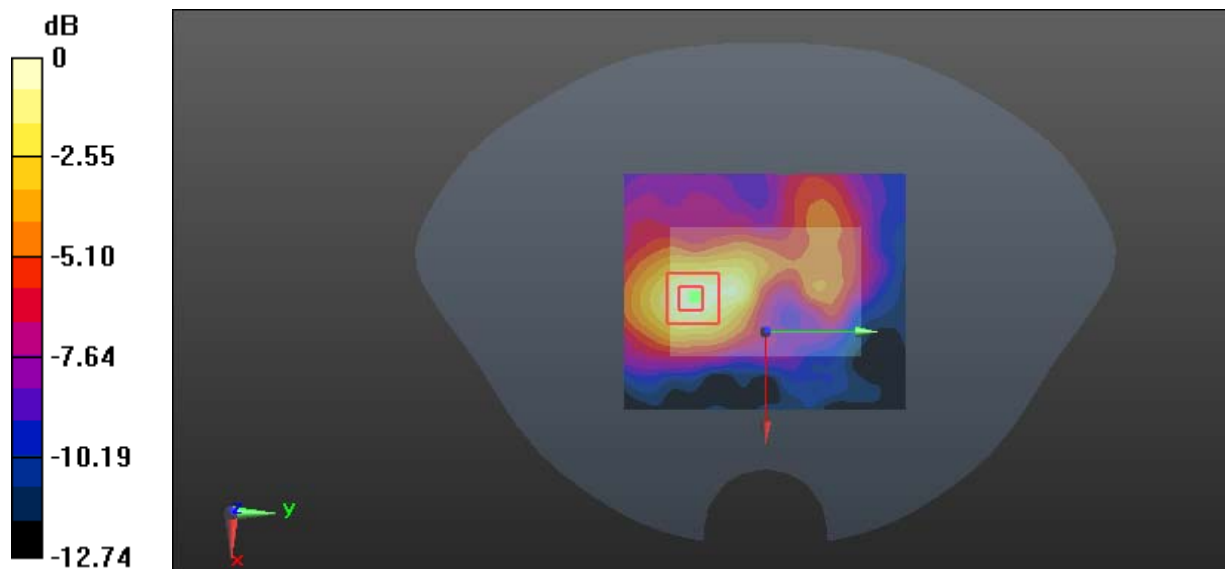
Zoom Scan (7x7x6)/Cube 0: Measurement grid: dx=5mm, dy=5mm, dz=2mm

Reference Value = 3.197 V/m; Power Drift = -0.13 dB

Peak SAR (extrapolated) = 0.397 W/kg

SAR(1 g) = 0.144 W/kg; SAR(10 g) = 0.072 W/kg

Maximum value of SAR (measured) = 0.269 W/kg



0 dB = 0.269 W/kg = -5.70 dBW/kg

Test Plot 87#: WLAN U-NII-2A Band_Body Back_Low**DUT: Intelligent POS Terminal; Type: N910; Serial: 17081505416**

Communication System: WLAN; Frequency: 5260 MHz; Duty Cycle: 1:1
Medium parameters used: $f = 5260$ MHz; $\sigma = 5.376$ S/m; $\epsilon_r = 49.05$; $\rho = 1000$ kg/m³ ;
Phantom section: Flat Section

DASY5 Configuration:

- Probe: EX3DV4 - SN7329; ConvF(4.84, 4.84, 4.84); Calibrated: 2017/3/13;
- Sensor-Surface: 1.4mm (Mechanical Surface Detection)
- Electronics: DAE4 Sn1459; Calibrated: 2017/9/15
- Phantom: SAM (30deg probe tilt) with CRP v5.0_20150321; Type: QD000P40CD; Serial: TP:1874
- Measurement SW: DASY52, Version 52.8 (8);

Area Scan (111x121x1): Interpolated grid: dx=1.000 mm, dy=1.000 mm

Maximum value of SAR (interpolated) = 0.0941 W/kg

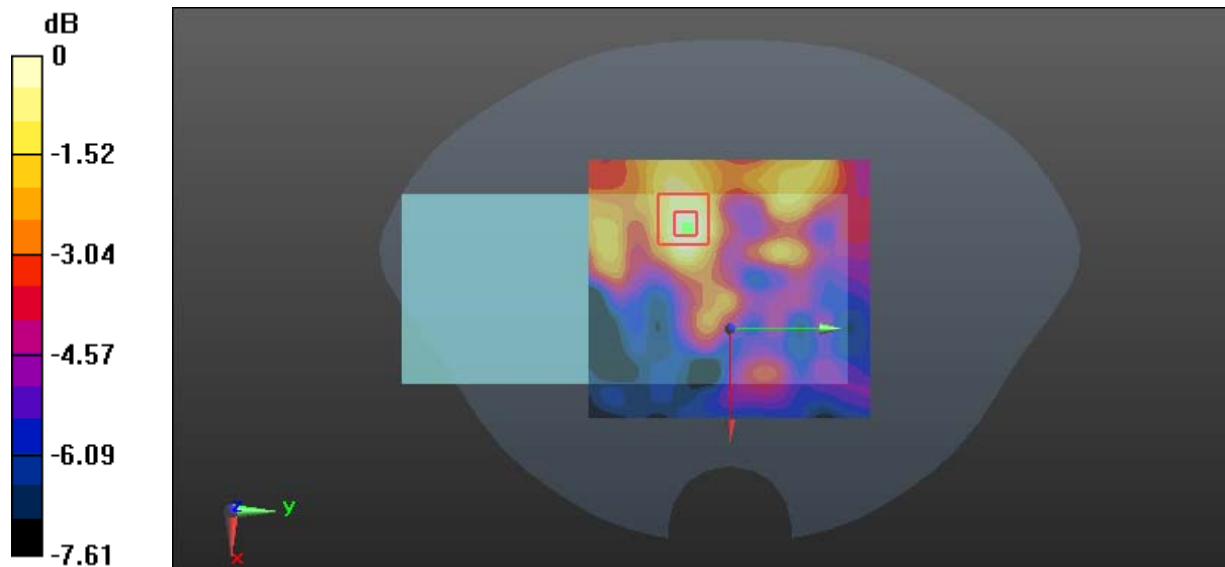
Zoom Scan (7x7x6)/Cube 0: Measurement grid: dx=5mm, dy=5mm, dz=2mm

Reference Value = 2.801 V/m; Power Drift = 0.09 dB

Peak SAR (extrapolated) = 0.123 W/kg

SAR(1 g) = 0.060 W/kg; SAR(10 g) = 0.040 W/kg

Maximum value of SAR (measured) = 0.0902 W/kg



0 dB = 0.0902 W/kg = -10.45 dBW/kg

Test Plot 88#: WLAN U-NII-2A Band_Handheld Right_Low**DUT: Intelligent POS Terminal; Type: N910; Serial: 17081505416**

Communication System: WLAN; Frequency: 5260 MHz; Duty Cycle: 1:1

Medium parameters used: $f = 5260$ MHz; $\sigma = 5.376$ S/m; $\epsilon_r = 49.05$; $\rho = 1000$ kg/m³ ;

Phantom section: Flat Section

DASY5 Configuration:

- Probe: EX3DV4 - SN7329; ConvF(4.84, 4.84, 4.84); Calibrated: 2017/3/13;
- Sensor-Surface: 1.4mm (Mechanical Surface Detection)
- Electronics: DAE4 Sn1459; Calibrated: 2017/9/15
- Phantom: SAM (30deg probe tilt) with CRP v5.0_20150321; Type: QD000P40CD; Serial: TP:1874
- Measurement SW: DASY52, Version 52.8 (8);

Area Scan (101x101x1): Interpolated grid: dx=1.000 mm, dy=1.000 mm

Maximum value of SAR (interpolated) = 0.883 W/kg

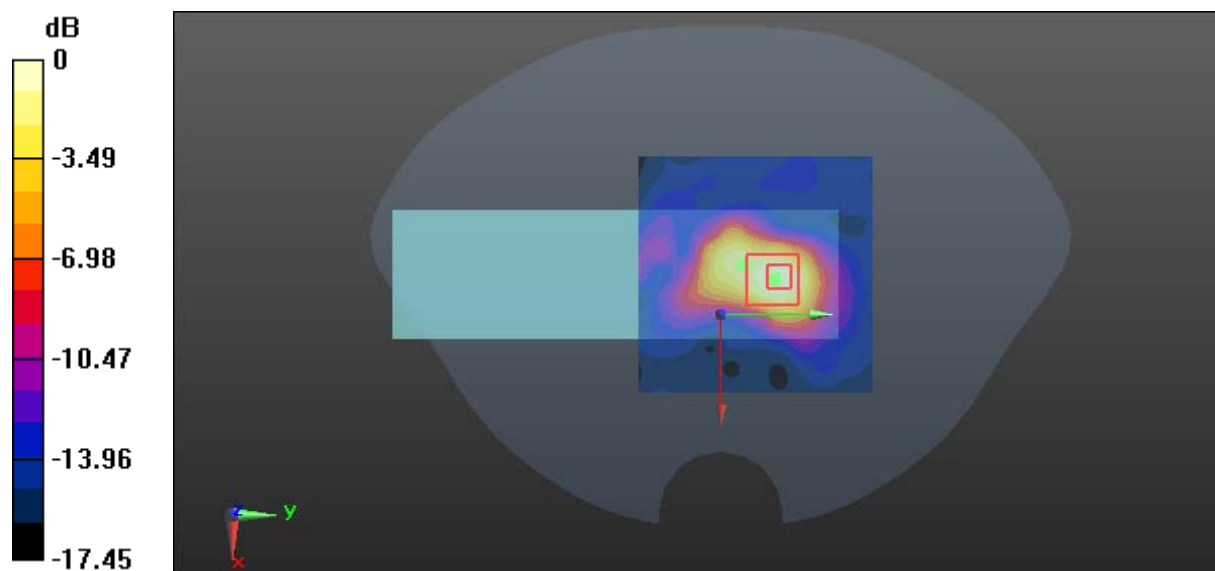
Zoom Scan (7x7x6)/Cube 0: Measurement grid: dx=5mm, dy=5mm, dz=2mm

Reference Value = 7.456 V/m; Power Drift = -0.09 dB

Peak SAR (extrapolated) = 1.27 W/kg

SAR(1 g) = 0.449 W/kg; SAR(10 g) = 0.191 W/kg

Maximum value of SAR (measured) = 0.878 W/kg



0 dB = 0.878 W/kg = -0.57 dBW/kg

Test Plot 89#: WLAN U-NII-2A Band_Handheld Top_Low**DUT: Intelligent POS Terminal; Type: N910; Serial: 17081505416**

Communication System: WLAN; Frequency: 5260 MHz; Duty Cycle: 1:1
Medium parameters used: $f = 5260$ MHz; $\sigma = 5.376$ S/m; $\epsilon_r = 49.05$; $\rho = 1000$ kg/m³ ;
Phantom section: Flat Section

DASY5 Configuration:

- Probe: EX3DV4 - SN7329; ConvF(4.84, 4.84, 4.84); Calibrated: 2017/3/13;
- Sensor-Surface: 1.4mm (Mechanical Surface Detection)
- Electronics: DAE4 Sn1459; Calibrated: 2017/9/15
- Phantom: SAM (30deg probe tilt) with CRP v5.0_20150321; Type: QD000P40CD; Serial: TP:1874
- Measurement SW: DASY52, Version 52.8 (8);

Area Scan (101x121x1): Interpolated grid: dx=1.000 mm, dy=1.000 mm

Maximum value of SAR (interpolated) = 0.160 W/kg

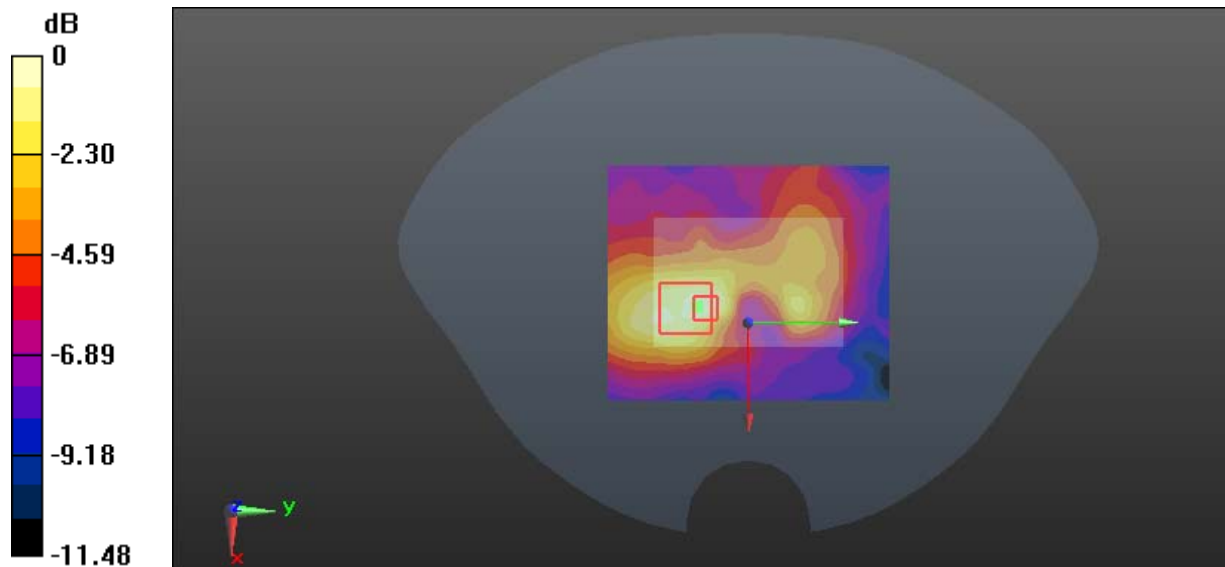
Zoom Scan (7x7x6)/Cube 0: Measurement grid: dx=5mm, dy=5mm, dz=2mm

Reference Value = 2.887 V/m; Power Drift = 0.06 dB

Peak SAR (extrapolated) = 0.237 W/kg

SAR(1 g) = 0.090 W/kg; SAR(10 g) = 0.050 W/kg

Maximum value of SAR (measured) = 0.161 W/kg



0 dB = 0.161 W/kg = -7.93 dBW/kg

Test Plot 90#: WLAN U-NII-2C Band_Body Back_Middle**DUT: Intelligent POS Terminal; Type: N910; Serial: 17081505416**

Communication System: WLAN; Frequency: 5580 MHz; Duty Cycle: 1:1
Medium parameters used: $f = 5580$ MHz; $\sigma = 5.766$ S/m; $\epsilon_r = 48.617$; $\rho = 1000$ kg/m³ ;
Phantom section: Flat Section

DASY5 Configuration:

- Probe: EX3DV4 - SN7329; ConvF(4.12, 4.12, 4.12); Calibrated: 2017/3/13;
- Sensor-Surface: 1.4mm (Mechanical Surface Detection)
- Electronics: DAE4 Sn1459; Calibrated: 2017/9/15
- Phantom: SAM (30deg probe tilt) with CRP v5.0_20150321; Type: QD000P40CD; Serial: TP:1874
- Measurement SW: DASY52, Version 52.8 (8);

Area Scan (111x121x1): Interpolated grid: dx=1.000 mm, dy=1.000 mm

Maximum value of SAR (interpolated) = 0.0710 W/kg

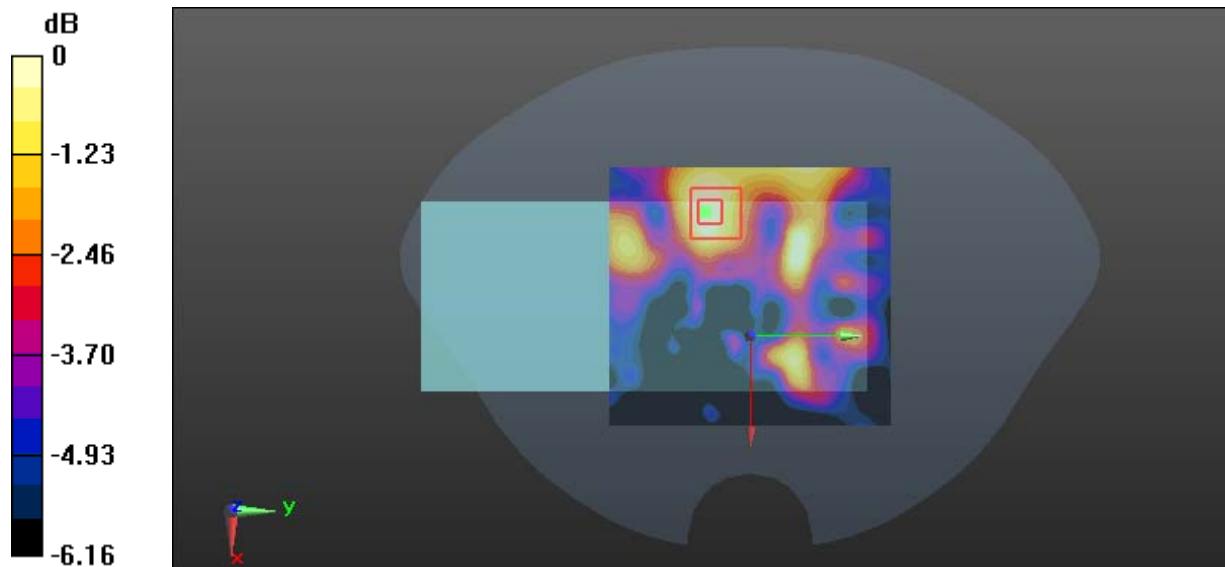
Zoom Scan (7x7x6)/Cube 0: Measurement grid: dx=5mm, dy=5mm, dz=2mm

Reference Value = 1.918 V/m; Power Drift = 0.209 dB

Peak SAR (extrapolated) = 0.108 W/kg

SAR(1 g) = 0.047 W/kg; SAR(10 g) = 0.035 W/kg

Maximum value of SAR (measured) = 0.0676 W/kg



0 dB = 0.0676 W/kg = -11.70 dBW/kg

Test Plot 91#: WLAN U-NII-2C Band_Handheld Right_Middle**DUT: Intelligent POS Terminal; Type: N910; Serial: 17081505416**

Communication System: WLAN; Frequency: 5580 MHz; Duty Cycle: 1:1
Medium parameters used: $f = 5580$ MHz; $\sigma = 5.766$ S/m; $\epsilon_r = 48.617$; $\rho = 1000$ kg/m³ ;
Phantom section: Flat Section

DASY5 Configuration:

- Probe: EX3DV4 - SN7329; ConvF(4.12, 4.12, 4.12); Calibrated: 2017/3/13;
- Sensor-Surface: 1.4mm (Mechanical Surface Detection)
- Electronics: DAE4 Sn1459; Calibrated: 2017/9/15
- Phantom: SAM (30deg probe tilt) with CRP v5.0_20150321; Type: QD000P40CD; Serial: TP:1874
- Measurement SW: DASY52, Version 52.8 (8);

Area Scan (101x101x1): Interpolated grid: dx=1.000 mm, dy=1.000 mm

Maximum value of SAR (interpolated) = 0.767 W/kg

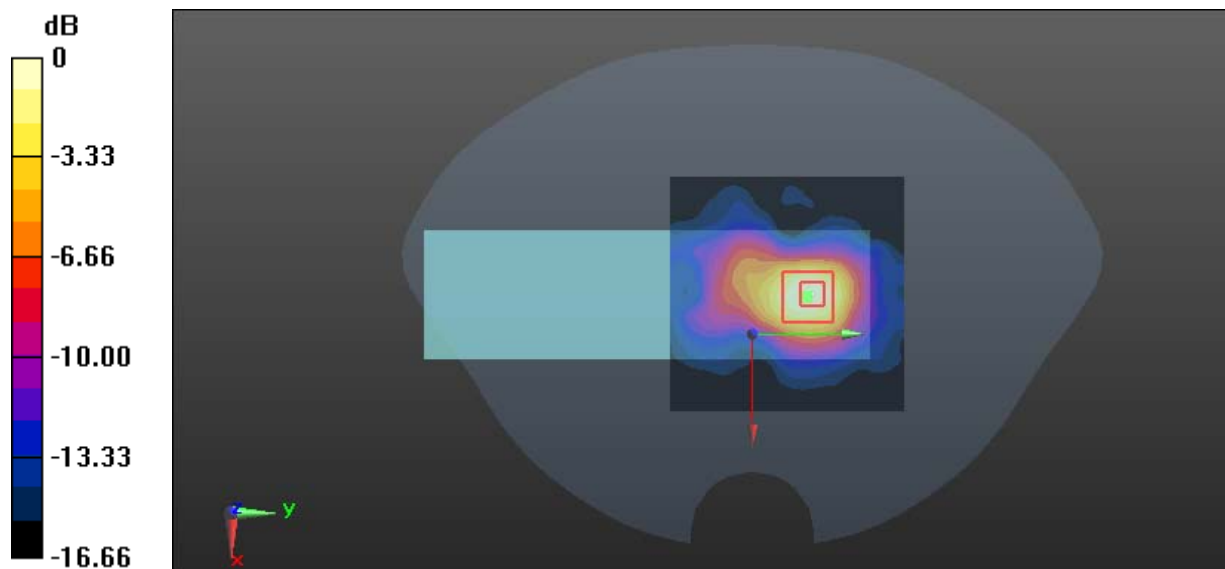
Zoom Scan (7x7x6)/Cube 0: Measurement grid: dx=5mm, dy=5mm, dz=2mm

Reference Value = 4.507 V/m; Power Drift = 0.57 dB

Peak SAR (extrapolated) = 1.18 W/kg

SAR(1 g) = 0.368 W/kg; SAR(10 g) = 0.161 W/kg

Maximum value of SAR (measured) = 0.771 W/kg



0 dB = 0.771 W/kg = -1.13 dBW/kg

Test Plot 92#: WLAN U-NII-2C Band_Handheld Top_Middle**DUT: Intelligent POS Terminal; Type: N910; Serial: 17081505416**

Communication System: WLAN; Frequency: 5580 MHz; Duty Cycle: 1:1
Medium parameters used: $f = 5580$ MHz; $\sigma = 5.766$ S/m; $\epsilon_r = 48.617$; $\rho = 1000$ kg/m³ ;
Phantom section: Flat Section

DASY5 Configuration:

- Probe: EX3DV4 - SN7329; ConvF(4.12, 4.12, 4.12); Calibrated: 2017/3/13;
- Sensor-Surface: 1.4mm (Mechanical Surface Detection)
- Electronics: DAE4 Sn1459; Calibrated: 2017/9/15
- Phantom: SAM (30deg probe tilt) with CRP v5.0_20150321; Type: QD000P40CD; Serial: TP:1874
- Measurement SW: DASY52, Version 52.8 (8);

Area Scan (101x121x1): Interpolated grid: dx=1.000 mm, dy=1.000 mm

Maximum value of SAR (interpolated) = 0.198 W/kg

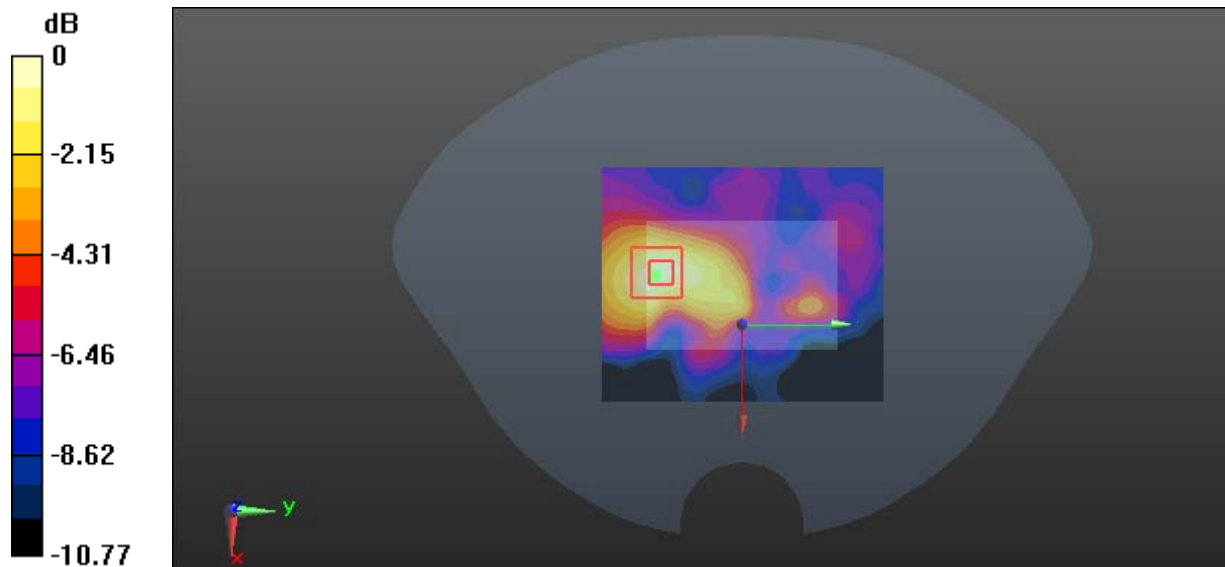
Zoom Scan (7x7x6)/Cube 0: Measurement grid: dx=5mm, dy=5mm, dz=2mm

Reference Value = 3.042 V/m; Power Drift = 0.135 dB

Peak SAR (extrapolated) = 0.324 W/kg

SAR(1 g) = 0.115 W/kg; SAR(10 g) = 0.067 W/kg

Maximum value of SAR (measured) = 0.215 W/kg



0 dB = 0.215 W/kg = -6.68 dBW/kg

Test Plot 93#: WLAN U-NII-3 Band_Body Back_Low**DUT: Intelligent POS Terminal; Type: N910; Serial: 17081505416**

Communication System: WLAN; Frequency: 5745 MHz; Duty Cycle: 1:1
Medium parameters used: $f = 5745$ MHz; $\sigma = 5.985$ S/m; $\epsilon_r = 48.329$; $\rho = 1000$ kg/m³ ;
Phantom section: Flat Section

DASY5 Configuration:

- Probe: EX3DV4 - SN7329; ConvF(4.48, 4.48, 4.48); Calibrated: 2017/3/13;
- Sensor-Surface: 1.4mm (Mechanical Surface Detection)
- Electronics: DAE4 Sn1459; Calibrated: 2017/9/15
- Phantom: SAM (30deg probe tilt) with CRP v5.0_20150321; Type: QD000P40CD; Serial: TP:1874
- Measurement SW: DASY52, Version 52.8 (8);

Area Scan (111x121x1): Interpolated grid: dx=1.000 mm, dy=1.000 mm

Maximum value of SAR (interpolated) = 0.111 W/kg

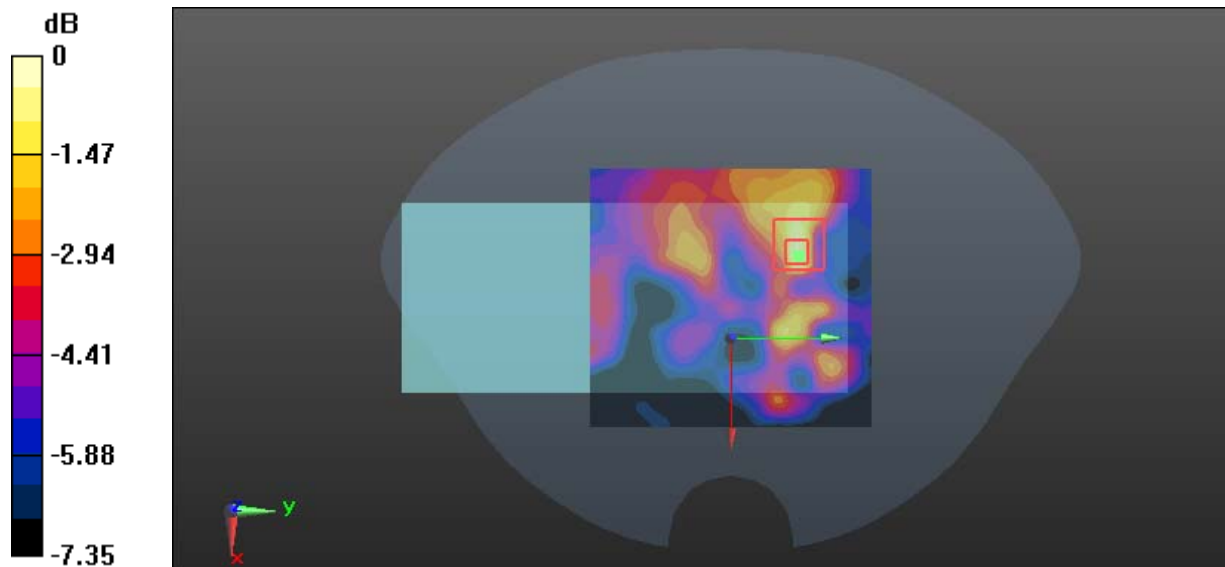
Zoom Scan (7x7x6)/Cube 0: Measurement grid: dx=5mm, dy=5mm, dz=2mm

Reference Value = 2.736 V/m; Power Drift = 0.08 dB

Peak SAR (extrapolated) = 0.196 W/kg

SAR(1 g) = 0.061 W/kg; SAR(10 g) = 0.040 W/kg

Maximum value of SAR (measured) = 0.115 W/kg



0 dB = 0.115 W/kg = -9.39 dBW/kg

Test Plot 94#: WLAN U-NII-3 Band_Handheld Right_Low**DUT: Intelligent POS Terminal; Type: N910; Serial: 17081505416**

Communication System: WLAN; Frequency: 5745 MHz; Duty Cycle: 1:1
Medium parameters used: $f = 5745$ MHz; $\sigma = 5.985$ S/m; $\epsilon_r = 48.329$; $\rho = 1000$ kg/m³ ;
Phantom section: Flat Section

DASY5 Configuration:

- Probe: EX3DV4 - SN7329; ConvF(4.48, 4.48, 4.48); Calibrated: 2017/3/13;
- Sensor-Surface: 1.4mm (Mechanical Surface Detection)
- Electronics: DAE4 Sn1459; Calibrated: 2017/9/15
- Phantom: SAM (30deg probe tilt) with CRP v5.0_20150321; Type: QD000P40CD; Serial: TP:1874
- Measurement SW: DASY52, Version 52.8 (8);

Area Scan (101x101x1): Interpolated grid: dx=1.000 mm, dy=1.000 mm

Maximum value of SAR (interpolated) = 0.929 W/kg

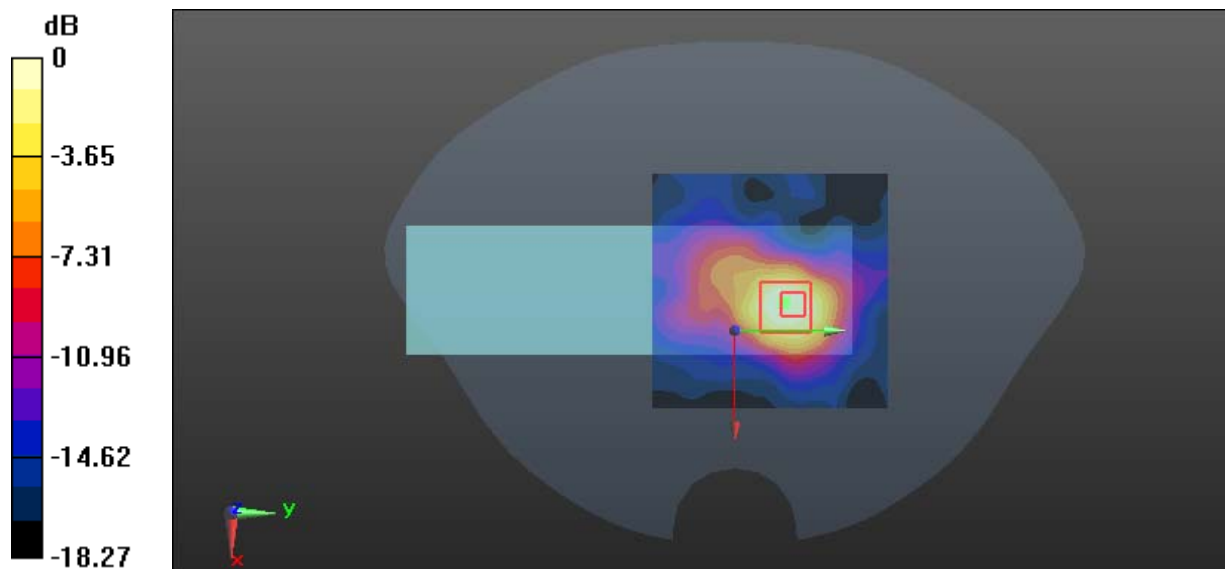
Zoom Scan (7x7x6)/Cube 0: Measurement grid: dx=5mm, dy=5mm, dz=2mm

Reference Value = 4.358 V/m; Power Drift = 0.128 dB

Peak SAR (extrapolated) = 1.38 W/kg

SAR(1 g) = 0.406 W/kg; SAR(10 g) = 0.174 W/kg

Maximum value of SAR (measured) = 0.862 W/kg



0 dB = 0.862 W/kg = -0.64 dBW/kg

Test Plot 95#: WLAN U-NII-3 Band_Handheld Top_Low**DUT: Intelligent POS Terminal; Type: N910; Serial: 17081505416**

Communication System: WLAN; Frequency: 5745 MHz; Duty Cycle: 1:1
Medium parameters used: $f = 5745$ MHz; $\sigma = 5.985$ S/m; $\epsilon_r = 48.329$; $\rho = 1000$ kg/m³ ;
Phantom section: Flat Section

DASY5 Configuration:

- Probe: EX3DV4 - SN7329; ConvF(4.48, 4.48, 4.48); Calibrated: 2017/3/13;
- Sensor-Surface: 1.4mm (Mechanical Surface Detection)
- Electronics: DAE4 Sn1459; Calibrated: 2017/9/15
- Phantom: SAM (30deg probe tilt) with CRP v5.0_20150321; Type: QD000P40CD; Serial: TP:1874
- Measurement SW: DASY52, Version 52.8 (8);

Area Scan (101x121x1): Interpolated grid: dx=1.000 mm, dy=1.000 mm

Maximum value of SAR (interpolated) = 0.310 W/kg

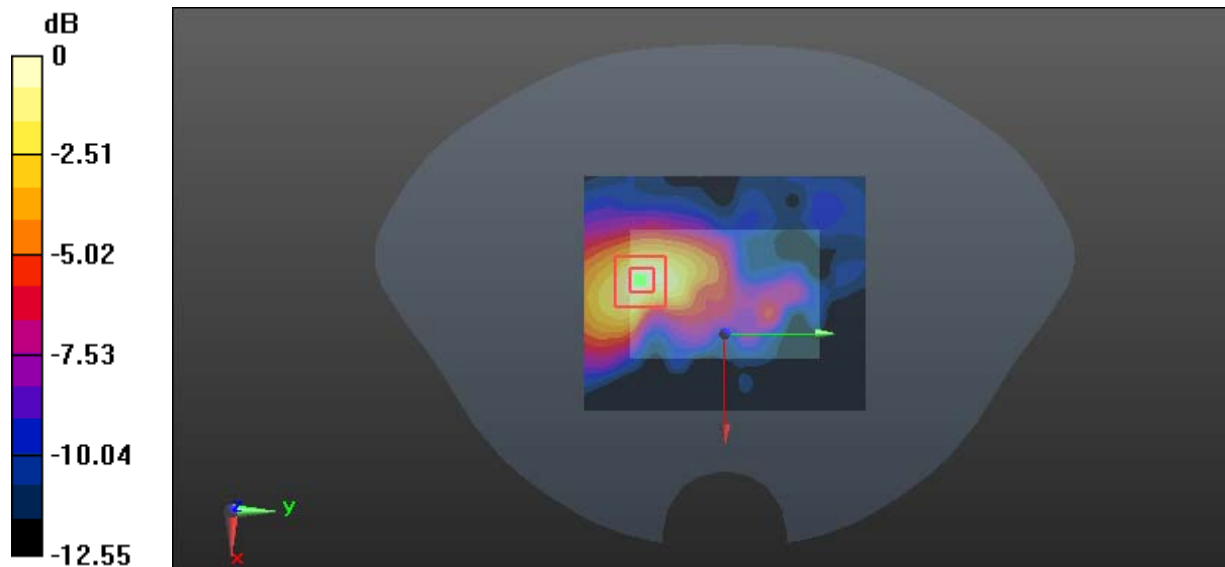
Zoom Scan (7x7x6)/Cube 0: Measurement grid: dx=5mm, dy=5mm, dz=2mm

Reference Value = 2.839 V/m; Power Drift = 0.058 dB

Peak SAR (extrapolated) = 0.550 W/kg

SAR(1 g) = 0.164 W/kg; SAR(10 g) = 0.081 W/kg

Maximum value of SAR (measured) = 0.336 W/kg



0 dB = 0.336 W/kg = -4.74 dBW/kg