



TEST PHOTOS REPORT

Report Number. : R12707136-EP1

Applicant : MAGIC LEAP, INC.
7500 WEST SUNRISE BOULEVARD
PLANTATION, FL 33322, USA

Model : M2001, M2010

FCC ID : 2AM5NM2000

IC : 23045-M2000

EUT Description : MAGIC LEAP ONE - CONTROL BLE RADIO AND EM
TRANSMITTER

Test Standard(s) : FCC 47 CFR PART 15 SUBPART C
ISED RSS-247 ISSUE 2
ISED RSS-GEN ISSUE 5

Date Of Issue:
March 15, 2019

Prepared by:
UL Verification Services Inc.
12 Laboratory Dr.
Research Triangle Park, NC 27709 U.S.A.
TEL: (919) 549-1400

REPORT REVISION HISTORY

Rev.	Issue Date	Revisions	Revised By
V1	3/15/2019	Initial Issue	Niklas Haydon
V2	3/15/2019	Included Models M2001 and M2010.	Niklas Haydon

TABLE OF CONTENTS

REPORT REVISION HISTORY 2

TABLE OF CONTENTS 3

1. DESCRIPTION OF TEST SETUP 4

2. SETUP PHOTOS 5

1. DESCRIPTION OF TEST SETUP

SUPPORT EQUIPMENT

Support Equipment List				
Description	Manufacturer	Model	Serial Number	FCC ID
Power Supply	Magic Leap	M3001	173700055201	NA

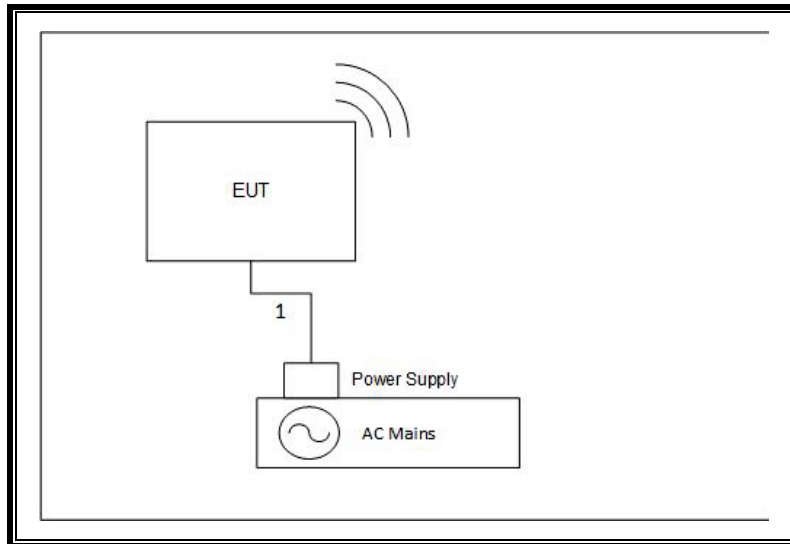
I/O CABLES

I/O Cable List						
Cable No.	Port	# of Identical Ports	Connector Type	Cable Type	Cable Length (m)	Remarks
1	USB-C	1	USB-C	USB	<3m	None

TEST SETUP


The EUT is setup as standalone equipment.

SETUP DIAGRAMS





2. SETUP PHOTOS

RF CONDUCTED MEASUREMENT AT ANTENNA PORT




RADIATED SPURIOUS EMISSIONS






RADIATED SPURIOUS PHOTO (X Orientation)




RADIATED SPURIOUS PHOTO (Y Orientation)





AC MAINS LINE CONDUCTED EMISSIONS



END OF TEST REPORT