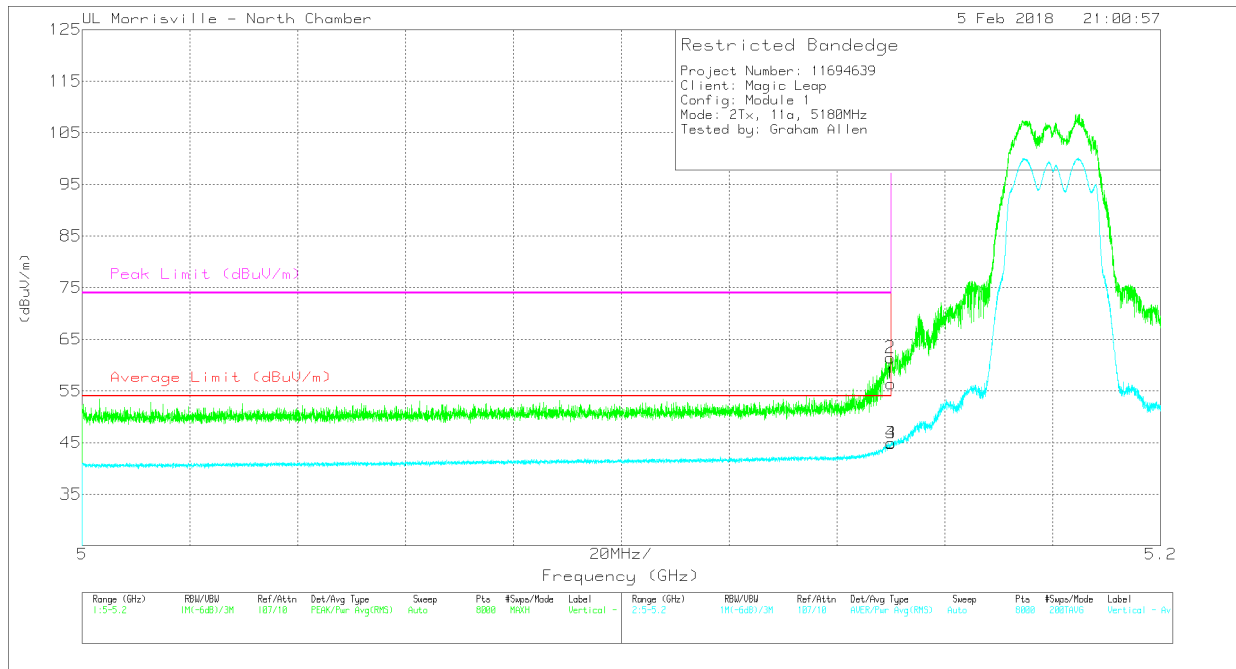


RESTRICTED BANDEDGE (LOW CHANNEL) VERTICAL

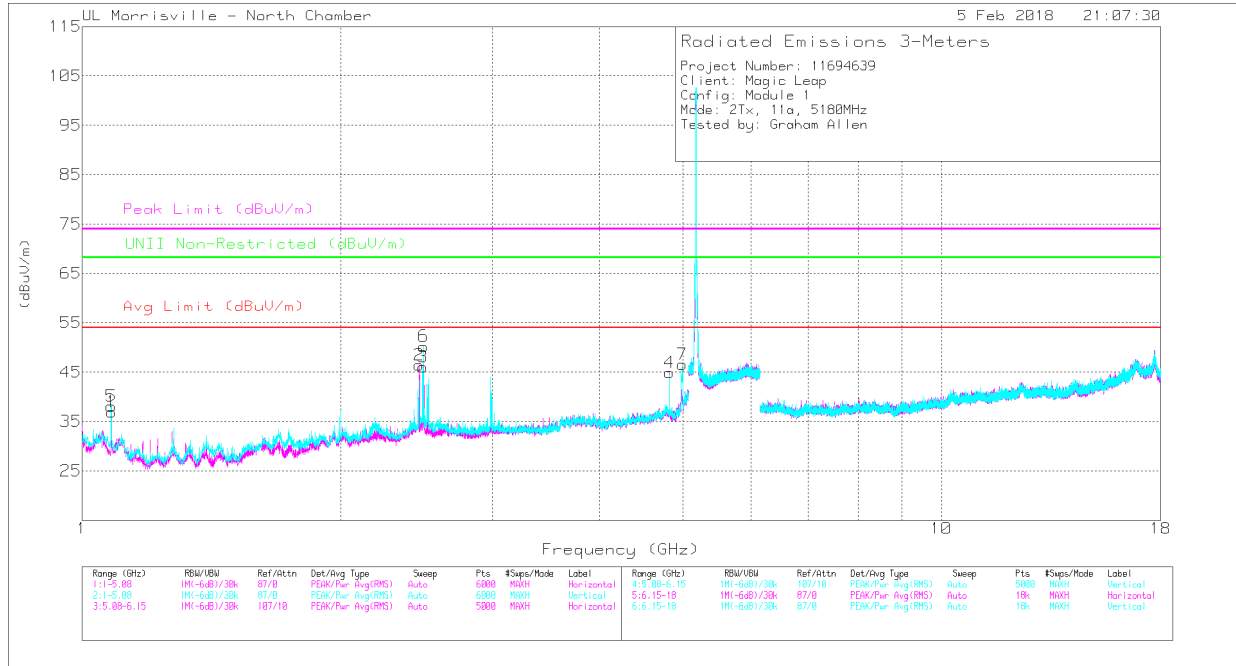


Marker	Frequency (GHz)	Meter Reading (dBuV)	Det	AT0072 AF (dB/m)	Amp/Cbl/Filtr/Pad (dB)	DC Corr (dB)	Corrected Reading (dBuV/m)	Average Limit (dBuV/m)	Margin (dB)	Peak Limit (dBuV/m)	PK Margin (dB)	Azimuth (Degs)	Height (cm)	Polarity
1	* 5.15	44.43	Pk	34.3	-22.3	0	56.43	-	-	74	-17.57	251	111	V
2	* 5.15	49.44	Pk	34.3	-22.3	0	61.44	-	-	74	-12.56	251	111	V
3	* 5.15	32.89	RMS	34.3	-22.3	0.1	44.99	54	-9.01	-	-	251	111	V
4	* 5.15	32.91	RMS	34.3	-22.3	0.1	45.01	54	-8.99	-	-	251	111	V

* - indicates frequency in CFR47 Pt 15 / IC RSS-Restricted Band
 Pk - Peak detector
 RMS - RMS detection

HARMONICS AND SPURIOUS EMISSIONS

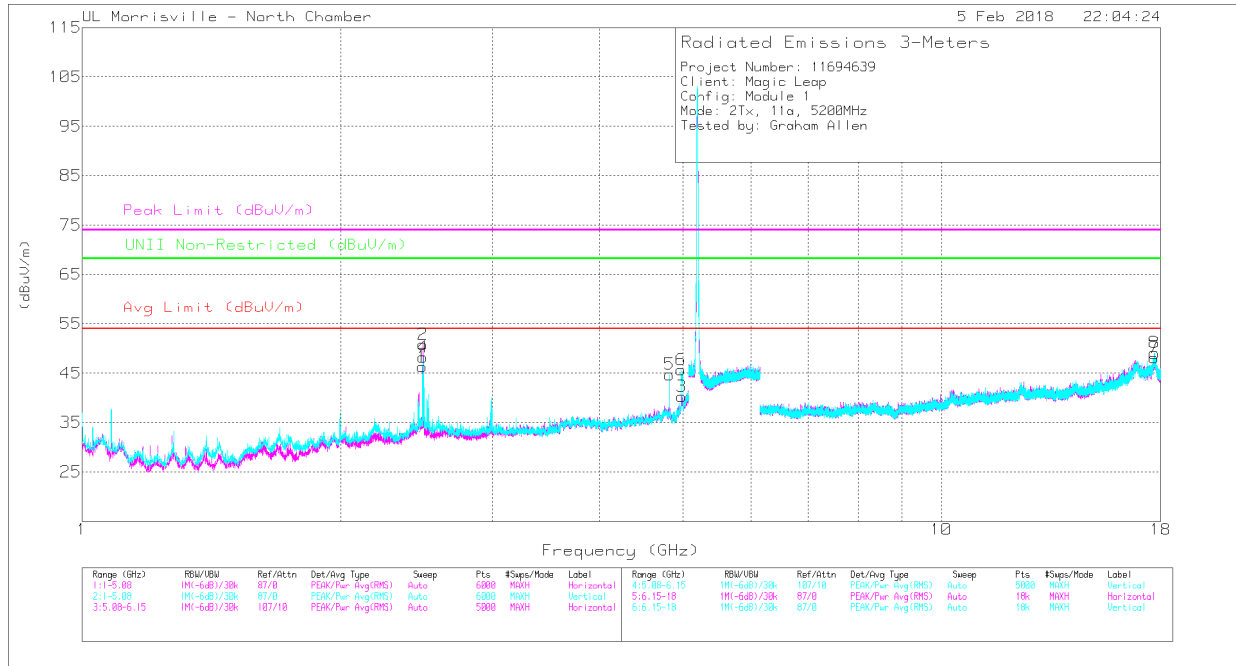
LOW CHANNEL



Markers	Frequency (GHz)	Meter Reading (dBuV)	Det	AT0072 AF (dB/m)	Amp/Cbl/Filtr/Pad (dB)	DC Corr (dB)	Corrected Reading (dBuV/m)	Avg Limit (dBuV/m)	Margin (dB)	Peak Limit (dBuV/m)	PK Margin (dB)	UNII Non-Restricted (dBuV/m)	PK Margin (dB)	Azimuth (Degs)	Height (cm)	Polarity
1	* 1.081	53.77	PK-U	27.3	-36.6	0	44.47	-	-	74	-29.53	-	-	84	232	H
	* 1.081	47.22	ADR	27.3	-36.6	0.1	38.02	54	-15.98	-	-	-	-	84	232	H
3	* 2.49	64.19	PK-U	32.3	-33.7	0	62.79	-	-	74	-11.21	-	-	88	117	H
	* 2.49	36.4	ADR	32.3	-33.7	0.1	35.10	54	-18.90	-	-	-	-	88	117	H
4	* 4.824	46.82	PK-U	34.1	-30.6	0	50.32	-	-	74	-23.68	-	-	96	171	H
	* 4.824	41.15	ADR	34.1	-30.6	0.1	44.75	54	-9.25	-	-	-	-	96	171	H
5	* 1.081	52.7	PK-U	27.3	-36.6	0	43.4	-	-	74	-30.6	-	-	70	132	V
	* 1.081	46.5	ADR	27.3	-36.6	0.1	37.30	54	-16.7	-	-	-	-	70	132	V
6	* 2.496	65.21	PK-U	32.3	-33.8	0	63.71	-	-	74	-10.29	-	-	2	109	V
	* 2.496	35.58	ADR	32.3	-33.8	0.1	34.18	54	-19.82	-	-	-	-	2	109	V
7	* 4.997	50.14	PK-U	34.1	-30.5	0	53.74	-	-	74	-20.26	-	-	237	127	V
	* 4.997	34.46	ADR	34.1	-30.5	0.1	38.16	54	-15.84	-	-	-	-	237	127	V
2	2.468	55.34	PK-U	32.3	-33.6	0	54.04	-	-	-	-	68.2	-14.16	88	143	H

* - indicates frequency in CFR47 Pt 15 / IC RSS-Restricted Band
 PK-U - U-NII: Maximum Peak
 ADR - U-NII AD primary method, RMS average

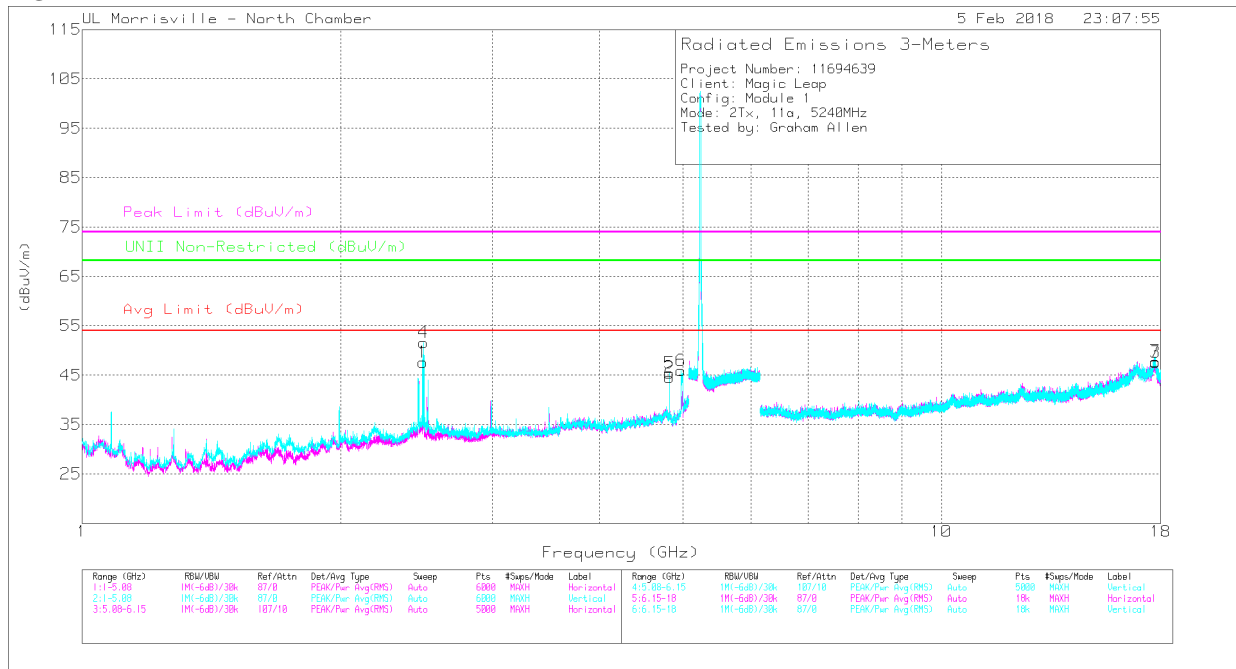
MID CHANNEL



Markers	Frequency (GHz)	Meter Reading (dBuV)	Det	AT0072 AF (dB/m)	Amp/Cbl/Filtr/Pad (dB)	DC Corr (dB)	Corrected Reading (dBuV/m)	Avg Limit (dBuV/m)	Margin (dB)	Peak Limit (dBuV/m)	PK Margin (dB)	UNII Non-Restricted (dBuV/m)	PK Margin (dB)	Azimuth (Degs)	Height (cm)	Polarity
1	* 2.489	62.75	PK-U	32.3	-33.7	0	61.35	-	-	74	-12.65	-	-	90	102	H
	* 2.489	36.11	ADR	32.3	-33.7	0.1	34.81	54	-19.19	-	-	-	-	90	102	H
2	* 2.495	61.79	PK-U	32.3	-33.7	0	60.39	-	-	74	-13.61	-	-	59	205	H
	* 2.495	34.52	ADR	32.3	-33.7	0.1	33.22	54	-20.78	-	-	-	-	59	205	H
3	* 4.986	46.68	PK-U	34.1	-30.6	0	50.18	-	-	74	-23.82	-	-	88	162	H
	* 4.986	32.16	ADR	34.1	-30.6	0.1	35.76	54	-18.24	-	-	-	-	88	162	H
4	* 2.494	64.63	PK-U	32.3	-33.7	0	63.23	-	-	74	-10.77	-	-	16	177	V
	* 2.494	35.35	ADR	32.3	-33.7	0.1	34.05	54	-19.95	-	-	-	-	16	177	V
5	* 4.824	46.25	PK-U	34.1	-30.6	0	49.75	-	-	74	-24.25	-	-	243	205	V
	* 4.824	40.53	ADR	34.1	-30.6	0.1	44.13	54	-9.87	-	-	-	-	243	205	V
6	* 4.981	49.81	PK-U	34.1	-30.6	0	53.31	-	-	74	-20.69	-	-	232	102	V
	* 4.981	34	ADR	34.1	-30.6	0.1	37.60	54	-16.40	-	-	-	-	232	102	V
7	* 17.701	34.24	PK-U	41.2	-20	0	55.44	-	-	74	-18.56	-	-	319	120	H
	* 17.701	21.6	ADR	41.2	-20	0.1	42.90	54	-11.10	-	-	-	-	319	120	H
8	* 17.704	34.65	PK-U	41.2	-19.9	0	55.95	-	-	74	-18.05	-	-	207	172	V
	* 17.704	22.46	ADR	41.2	-19.9	0.1	43.86	54	-10.14	-	-	-	-	207	172	V

* - indicates frequency in CFR47 Pt 15 / IC RSS-Restricted Band
 PK-U - U-NII: Maximum Peak
 ADR - U-NII AD primary method, RMS average

HIGH CHANNEL



Markers	Frequency (GHz)	Meter Reading (dBuV)	Det	AT0072 AF (dB/m)	Amp/Cbl/Filtr/Pad (dB)	DC Corr (dB)	Corrected Reading (dBuV/m)	Avg Limit (dBuV/m)	Margin (dB)	Peak Limit (dBuV/m)	PK Margin (dB)	UNII Non-Restricted (dBuV/m)	PK Margin (dB)	Azimuth (Degs)	Height (cm)	Polarity
1	* 2.494	61.77	PK-U	32.3	-33.7	0	60.37	-	-	74	-13.63	-	-	70	102	H
	* 2.494	34.16	ADR	32.3	-33.7	0.1	32.86	54	-21.14	-	-	-	-	70	102	H
2	* 4.824	45.81	PK-U	34.1	-30.6	0	49.31	-	-	74	-24.69	-	-	104	110	H
	* 4.824	28.29	ADR	34.1	-30.6	0.1	31.89	54	-22.11	-	-	-	-	104	110	H
4	* 2.497	64.45	PK-U	32.3	-33.8	0	62.95	-	-	74	-11.05	-	-	8	185	V
	* 2.497	35.76	ADR	32.3	-33.8	0.1	34.36	54	-19.64	-	-	-	-	8	185	V
5	* 4.823	40.33	PK-U	34.1	-30.6	0	43.83	-	-	74	-30.17	-	-	43	220	V
	* 4.823	28.16	ADR	34.1	-30.6	0.1	31.76	54	-22.24	-	-	-	-	43	220	V
6	* 4.976	50.21	PK-U	34.1	-30.5	0	53.81	-	-	74	-20.19	-	-	243	106	V
	* 4.976	34.08	ADR	34.1	-30.5	0.1	37.78	54	-16.22	-	-	-	-	243	106	V
3	* 17.757	33.05	PK-U	41.2	-20.2	0	54.05	-	-	74	-19.95	-	-	274	126	H
	* 17.757	21.02	ADR	41.2	-20.2	0.1	42.12	54	-11.88	-	-	-	-	274	126	H
7	* 17.741	33.3	PK-U	41.2	-19.7	0	54.8	-	-	74	-19.2	-	-	145	400	V
	* 17.741	21.32	ADR	41.2	-19.7	0.1	42.92	54	-11.08	-	-	-	-	145	400	V

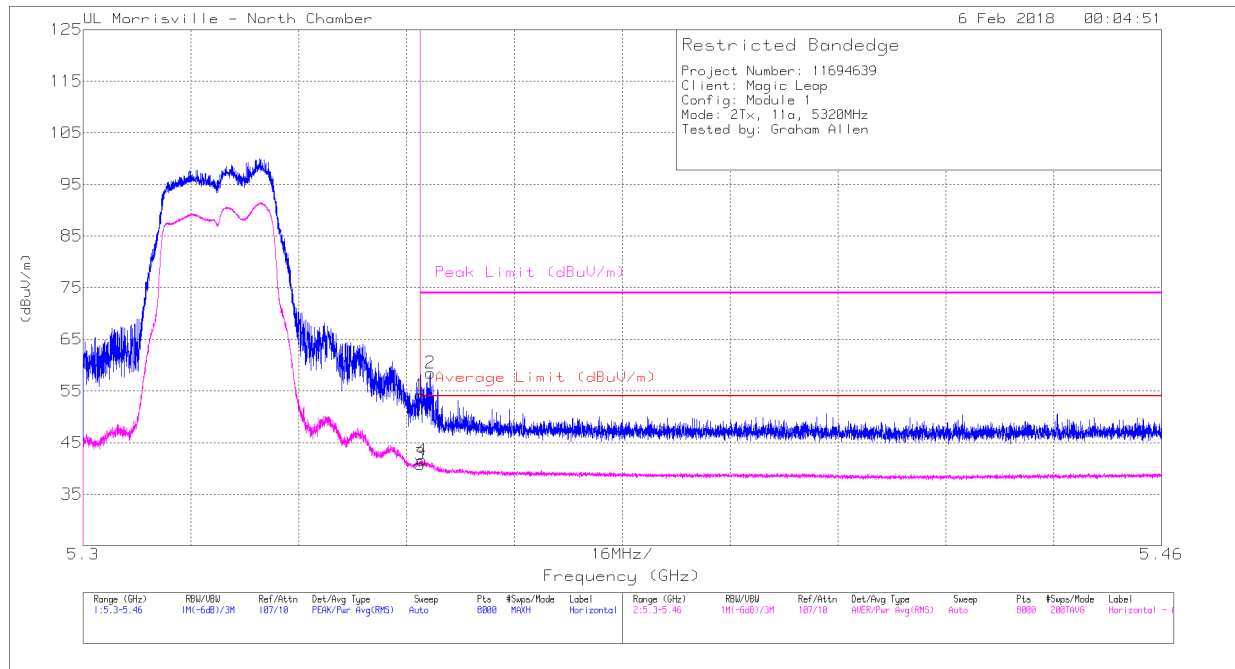
* - indicates frequency in CFR47 Pt 15 / IC RSS-Restricted Band

PK-U - U-NII: Maximum Peak

ADR - U-NII AD primary method, RMS average

10.2.2. TX ABOVE 1 GHz 802.11a MODE, 5.3 GHz BAND – MODULE 1, MIMO (CDD)

AUTHORIZED BANDEDGE (HIGH CHANNEL) HORIZONTAL



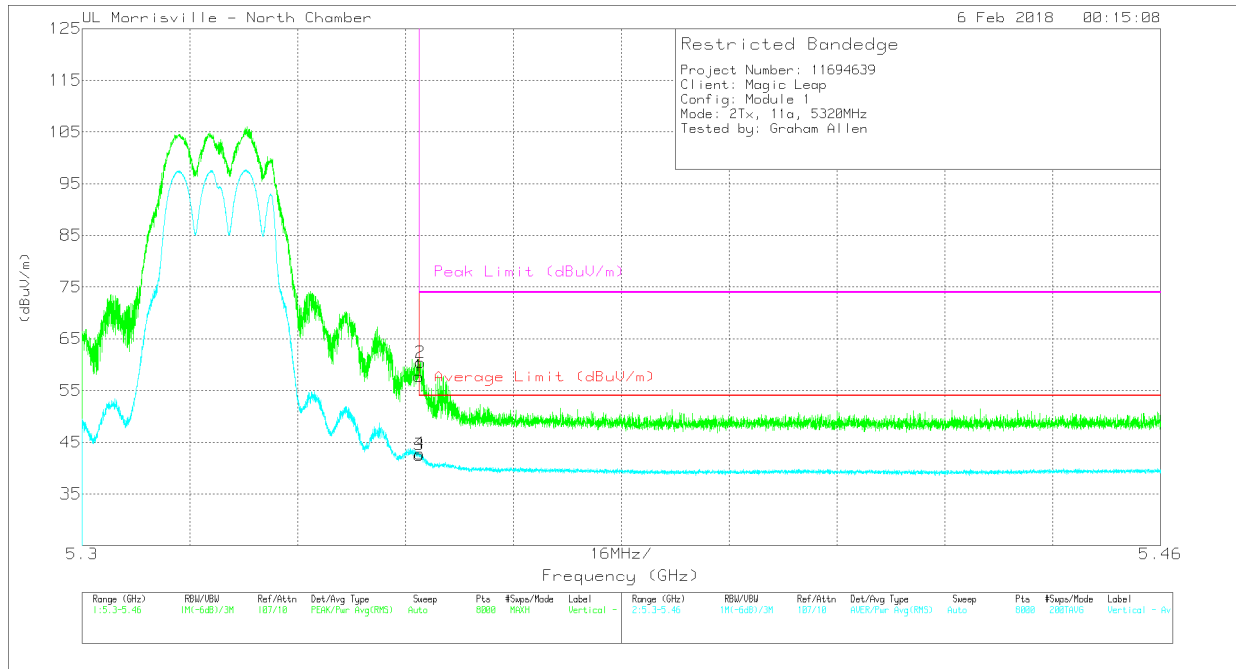
Marker	Frequency (GHz)	Meter Reading (dBuV)	Det	AT0072 AF (dB/m)	Amp/Cbl/Filtr/Pad (dB)	DC Corr (dB)	Corrected Reading (dBuV/m)	Average Limit (dBuV/m)	Margin (dB)	Peak Limit (dBuV/m)	PK Margin (dB)	Azimuth (Degs)	Height (cm)	Polarity
1	* 5.35	42.35	Pk	34.4	-22.6	0	54.15	-	-	74	-19.85	294	359	H
2	* 5.351	46.7	Pk	34.4	-22.6	0	58.5	-	-	74	-15.5	294	359	H
3	* 5.35	29	RMS	34.4	-22.6	0.1	40.9	54	-13.10	-	-	294	359	H
4	* 5.35	29.79	RMS	34.4	-22.6	0.1	41.69	54	-12.31	-	-	294	359	H

* - indicates frequency in CFR47 Pt 15 / IC RSS-Restricted Band

Pk - Peak detector

RMS - RMS detection

AUTHORIZED BANDEDGE (HIGH CHANNEL) VERTICAL

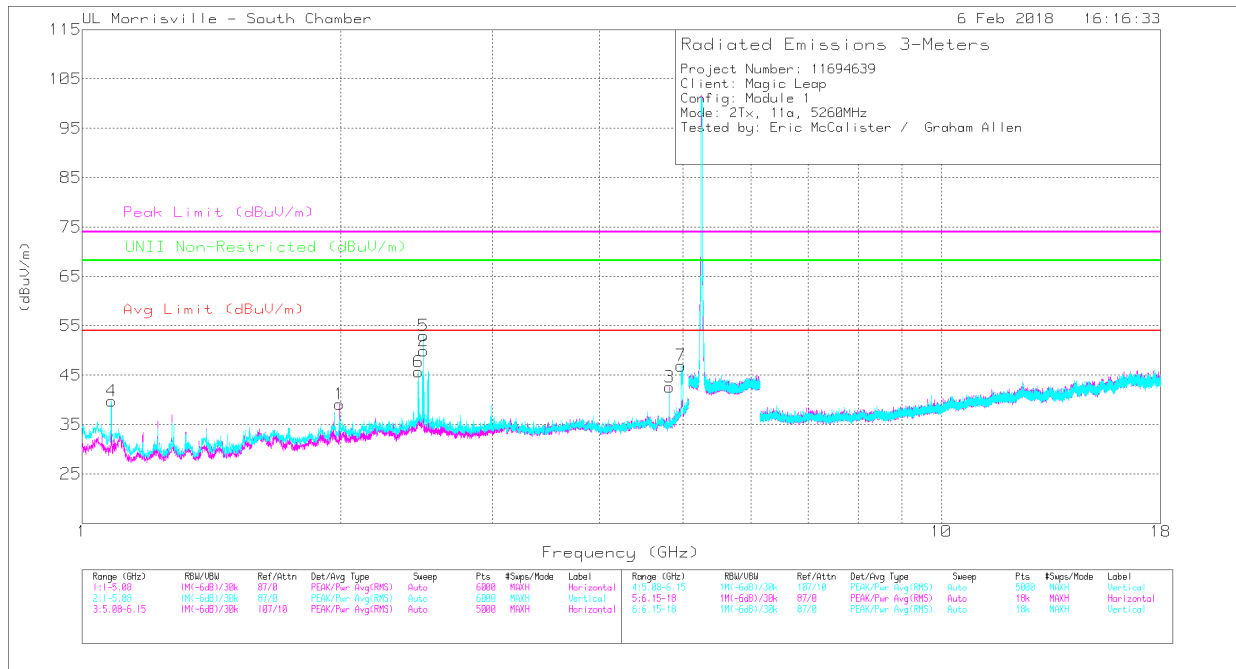


Marker	Frequency (GHz)	Meter Reading (dBuV)	Det	AT0072 AF (dB/m)	Amp/Cbl/Filtr/Pad (dB)	DC Corr (dB)	Corrected Reading (dBuV/m)	Average Limit (dBuV/m)	Margin (dB)	Peak Limit (dBuV/m)	PK Margin (dB)	Azimuth (Degs)	Height (cm)	Polarity
1	* 5.35	45.98	Pk	34.4	-22.6	0	57.78	-	-	74	-16.22	143	179	V
2	* 5.35	48.6	Pk	34.4	-22.6	0	60.4	-	-	74	-13.6	143	179	V
3	* 5.35	30.74	RMS	34.4	-22.6	0.1	42.64	54	-11.36	-	-	143	179	V
4	* 5.35	30.99	RMS	34.4	-22.6	0.1	42.89	54	-11.11	-	-	143	179	V

* - indicates frequency in CFR47 Pt 15 / IC RSS-Restricted Band
 Pk - Peak detector
 RMS - RMS detection

HARMONICS AND SPURIOUS EMISSIONS

LOW CHANNEL



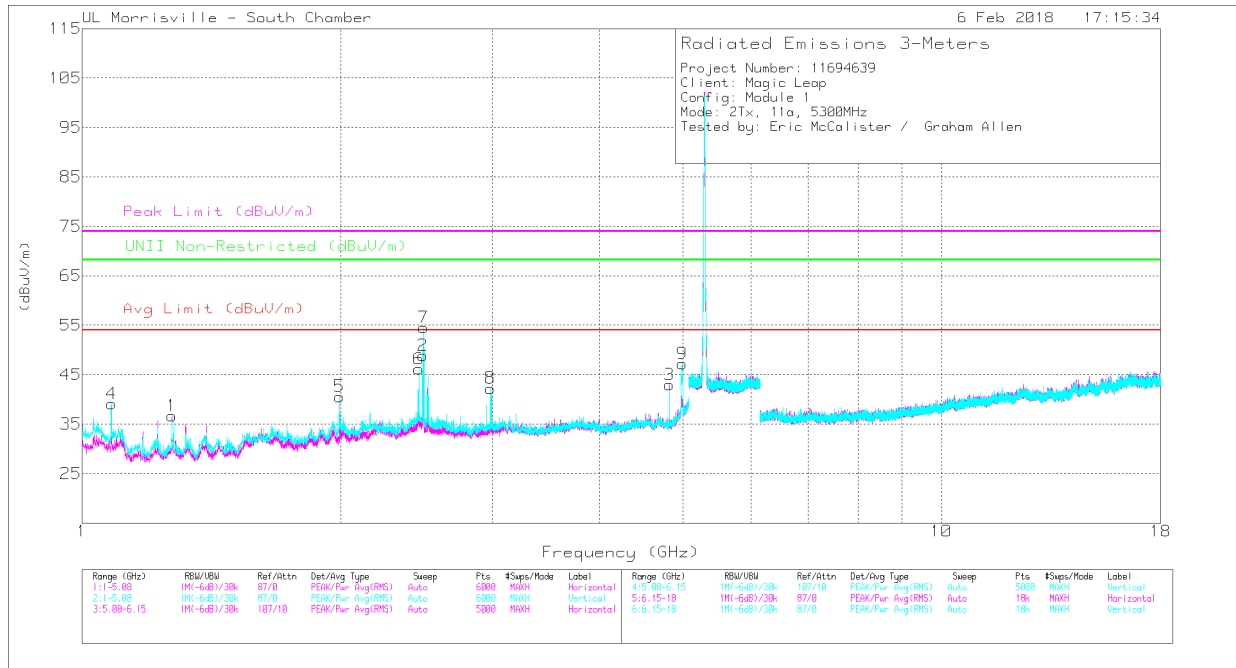
Marker	Frequency (GHz)	Meter Reading (dBuV)	Det	AT0069 AF (dB/m)	Amp/Cbl/Filtr/Pad (dB)	DC Corr (dB)	Corrected Reading (dBuV/m)	Avg Limit (dBuV/m)	Margin (dB)	Peak Limit (dBuV/m)	PK Margin (dB)	UNII Non-Restricted (dBuV/m)	PK Margin (dB)	Azimuth (Degs)	Height (cm)	Polarity
2	* 2.489	60.81	PK-U	32.4	-34.1	0	59.11	-	-	74	-14.89	-	-	165	216	H
	* 2.489	34.87	ADR	32.4	-34.1	0.1	33.27	54	-20.73	-	-	-	-	165	216	H
3	* 4.824	44.63	PK-U	34	-30.9	0	47.73	-	-	74	-26.27	-	-	163	134	H
	* 4.824	39.83	ADR	34	-30.9	0.1	43.03	54	-10.97	-	-	-	-	163	134	H
4	* 1.081	53.28	PK-U	27.2	-35.1	0	45.38	-	-	74	-28.62	-	-	207	192	V
	* 1.081	46.83	ADR	27.2	-35.1	0.1	38.93	54	-14.97	-	-	-	-	207	192	V
5	* 2.496	64.47	PK-U	32.4	-34	0	62.87	-	-	74	-11.13	-	-	74	116	V
	* 2.497	36.39	ADR	32.3	-34	0.1	34.79	54	-19.21	-	-	-	-	74	116	V
7	* 4.978	51.15	PK-U	34	-29.9	0	55.25	-	-	74	-18.75	-	-	310	119	V
	* 4.977	35.09	ADR	34	-29.9	0.1	39.29	54	-14.71	-	-	-	-	310	119	V
1	1.992	49.54	PK-U	31.1	-34.2	0	46.44	-	-	-	-	68.2	-21.76	10	161	H
6	2.467	57.85	PK-U	32.4	-34	0	56.25	-	-	-	-	68.2	-11.95	83	233	V

* - indicates frequency in CFR47 Pt 15 / IC RSS-Restricted Band

PK-U - U-NII: Maximum Peak

ADR - U-NII AD primary method, RMS average

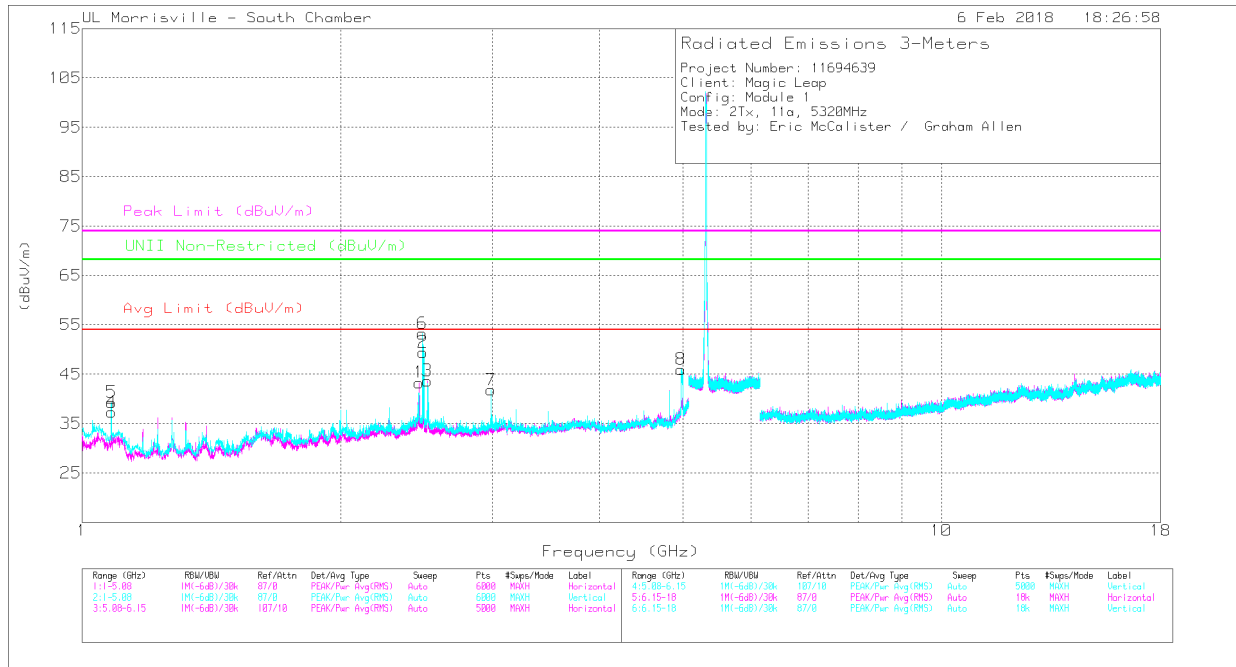
MID CHANNEL



Marker	Frequency (GHz)	Meter Reading (dBuV)	Det	AT0069 AF (dB/m)	Amp/Cbl/Filtr/Pad (dB)	DC Corr (dB)	Corrected Reading (dBuV/m)	Avg Limit (dBuV/m)	Margin (dB)	Peak Limit (dBuV/m)	PK Margin (dB)	UNII Non-Restricted (dBuV/m)	PK Margin (dB)	Azimuth (Degs)	Height (cm)	Polarity
1	* 1.272	47.44	PK-U	29	-35	0	41.44	-	-	74	-32.56	-	-	135	105	H
	* 1.272	40.83	ADR	29	-35	0.1	34.93	54	-19.07	-	-	-	-	135	105	H
2	* 2.49	61.86	PK-U	32.4	-34	0	60.26	-	-	74	-13.74	-	-	138	106	H
	* 2.491	35.03	ADR	32.4	-34	0.1	33.53	54	-20.47	-	-	-	-	138	106	H
3	* 4.824	44.48	PK-U	34	-30.9	0	47.58	-	-	74	-26.42	-	-	160	136	H
	* 4.824	39.49	ADR	34	-30.9	0.1	42.69	54	-11.31	-	-	-	-	160	136	H
4	* 1.081	53.06	PK-U	27.2	-35.1	0	45.16	-	-	74	-28.84	-	-	210	185	V
	* 1.081	46.36	ADR	27.2	-35.1	0.1	38.56	54	-15.44	-	-	-	-	210	185	V
7	* 2.495	64.77	PK-U	32.4	-34	0	63.17	-	-	74	-10.83	-	-	28	101	V
	* 2.496	36.71	ADR	32.4	-34	0.1	35.21	54	-18.79	-	-	-	-	28	101	V
9	* 5	50.06	PK-U	34	-30.2	0	53.86	-	-	74	-20.14	-	-	195	134	V
	* 4.997	34.05	ADR	34	-30.2	0.1	37.95	54	-16.05	-	-	-	-	195	134	V
5	1.993	50.9	PK-U	31.1	-34.2	0	47.8	-	-	-	-	68.2	-20.4	173	200	V
6	2.465	57.69	PK-U	32.4	-34	0	56.09	-	-	-	-	68.2	-12.11	85	229	V
8	2.989	50.22	PK-U	32.9	-33.6	0	49.52	-	-	-	-	68.2	-18.68	342	111	V

* - indicates frequency in CFR47 Pt 15 / IC RSS-Restricted Band
 PK-U - U-NII: Maximum Peak
 ADR - U-NII AD primary method, RMS average

HIGH CHANNEL



Marker	Frequency (GHz)	Meter Reading (dBuV)	Det	AT0069 AF (dB/m)	Amp/Cbl/Filtr/Pad (dB)	DC Corr (dB)	Corrected Reading (dBuV/m)	Avg Limit (dBuV/m)	Margin (dB)	Peak Limit (dBuV/m)	PK Margin (dB)	UNII Non-Restricted (dBuV/m)	PK Margin (dB)	Azimuth (Degs)	Height (cm)	Polarity
2	* 2.493	62.08	PK-U	32.4	-34	0	60.48	-	-	74	-13.52	-	-	358	221	H
	* 2.493	34.93	ADR	32.4	-34	0.1	33.43	54	-20.57	-	-	-	-	358	221	H
4	* 1.081	51.76	PK-U	27.2	-35.1	0	43.86	-	-	74	-30.14	-	-	168	194	H
	* 1.081	43.91	ADR	27.2	-35.1	0.1	36.11	54	-17.89	-	-	-	-	168	194	H
5	* 1.081	51.22	PK-U	27.2	-35.1	0	43.32	-	-	74	-30.68	-	-	113	151	V
	* 1.081	45.68	ADR	27.2	-35.1	0.1	37.88	54	-16.12	-	-	-	-	113	151	V
6	* 2.491	64.61	PK-U	32.4	-34	0	63.01	-	-	74	-10.99	-	-	354	106	V
	* 2.49	37.46	ADR	32.4	-34	0.1	35.96	54	-18.04	-	-	-	-	354	106	V
8	* 4.978	51.26	PK-U	34	-29.9	0	55.36	-	-	74	-18.64	-	-	307	128	V
	* 4.978	34.3	ADR	34	-29.9	0.1	38.50	54	-15.50	-	-	-	-	307	128	V
1	2.466	41.67	PK-U	32.4	-34	0	40.07	-	-	-	-	68.2	-28.13	9	101	H
3	2.521	52.71	PK-U	32.3	-33.9	0	51.11	-	-	-	-	68.2	-17.09	125	109	H
7	2.989	52.76	PK-U	32.9	-33.6	0	52.06	-	-	-	-	68.2	-16.14	116	202	V

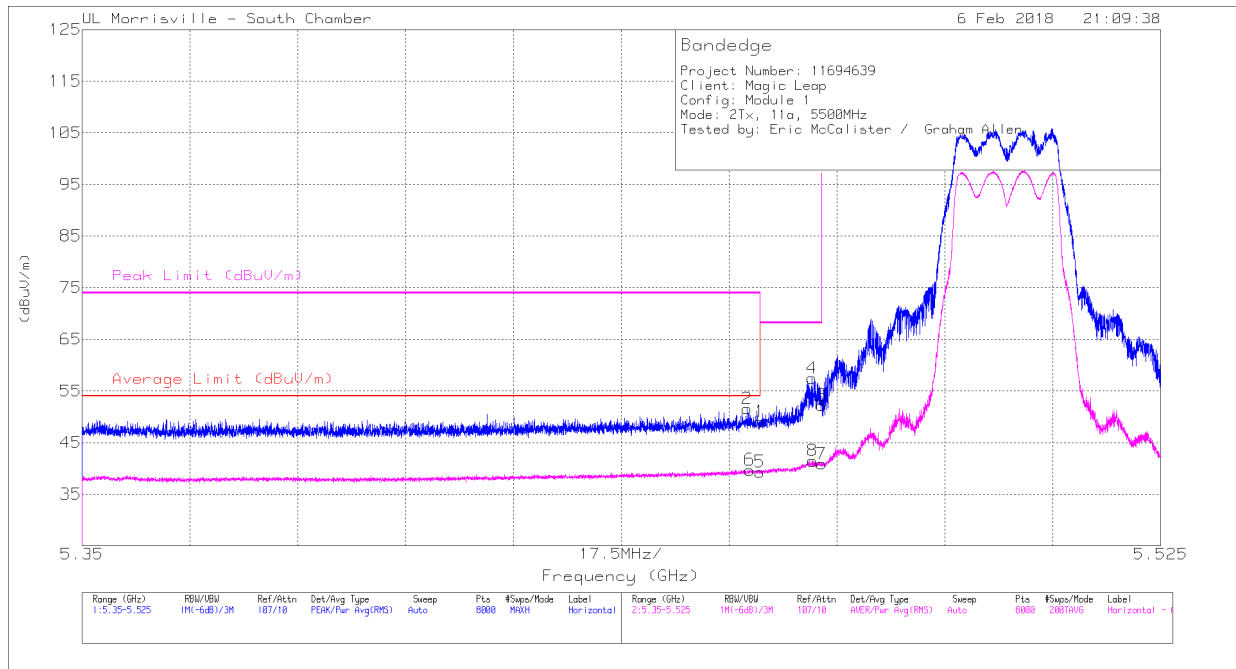
* - indicates frequency in CFR47 Pt 15 / IC RSS-Restricted Band

PK-U - U-NII: Maximum Peak

ADR - U-NII AD primary method, RMS average

10.2.3. TX ABOVE 1 GHz 802.11a MODE, 5.6 GHz BAND – MODULE 1, MIMO (CDD)

RESTRICTED BANDEDGE (LOW CHANNEL) HORIZONTAL



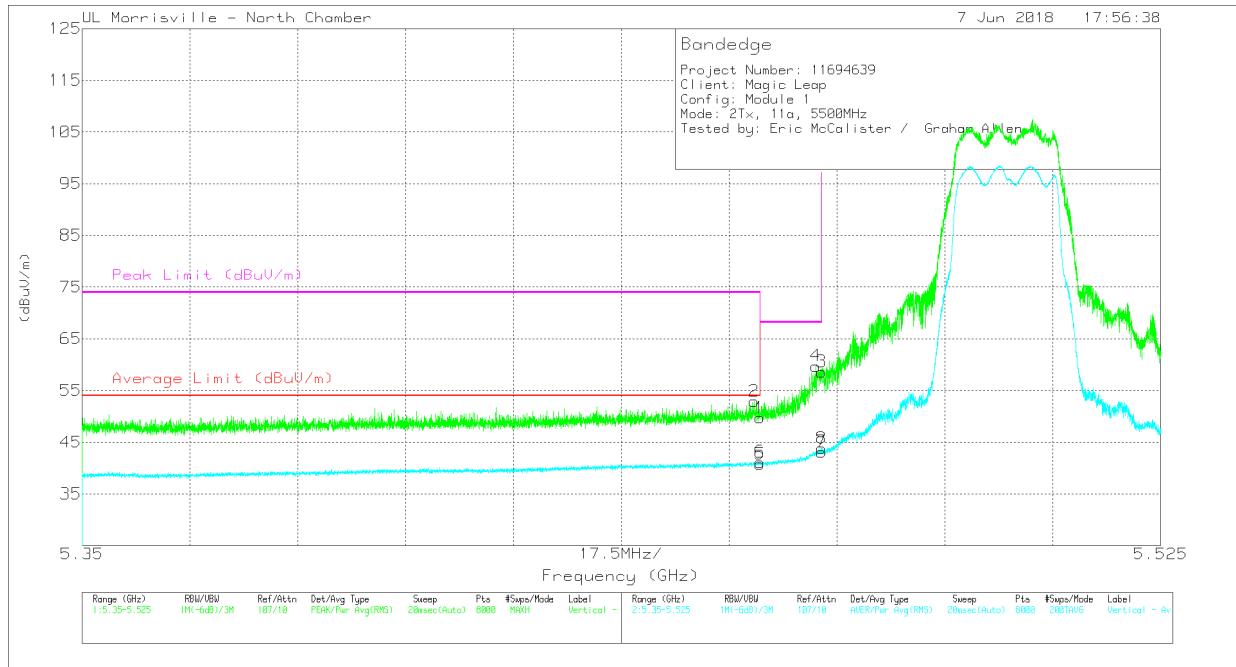
Marker	Frequency (GHz)	Meter Reading (dBuV)	Det	AT0069 AF (dB/m)	Amp/Cbl/Filtr/Pad (dB)	DC Corr (dB)	Corrected Reading (dBuV/m)	Average Limit (dBuV/m)	Margin (dB)	Peak Limit (dBuV/m)	PK Margin (dB)	Azimuth (Degs)	Height (cm)	Polarity
1	* 5.46	38.13	Pk	34.5	-23.6	0	49.03	-	-	74	-24.97	152	248	H
2	* 5.458	40.66	Pk	34.5	-23.6	0	51.56	-	-	74	-22.44	152	248	H
5	* 5.46	28.32	RMS	34.5	-23.6	.1	39.32	54	-14.68	-	-	152	248	H
6	* 5.458	28.7	RMS	34.5	-23.6	.1	39.7	54	-14.3	-	-	152	248	H
4	5.468	46.56	Pk	34.5	-23.6	0	57.46	-	-	68.2	-10.74	152	248	H
8	5.468	30.44	RMS	34.5	-23.6	.1	41.44	-	-	-	-	152	248	H
3	5.47	41.34	Pk	34.5	-23.6	0	52.24	-	-	68.2	-15.96	152	248	H
7	5.47	29.84	RMS	34.5	-23.6	.1	40.84	-	-	-	-	152	248	H

* - indicates frequency in CFR47 Pt 15 / IC RSS-Restricted Band

Pk - Peak detector

RMS - RMS detection

RESTRICTED BANDEGE (LOW CHANNEL) VERTICAL



Marker	Frequency (GHz)	Meter Reading (dBuV)	Det	AT0072 AF (dB/m)	Amp/Cbl/Filtr/Pad (dB)	DC Corr (dB)	Corrected Reading (dBuV/m)	Average Limit (dBuV/m)	Margin (dB)	Peak Limit (dBuV/m)	PK Margin (dB)	Azimuth (Degs)	Height (cm)	Polarity
1	*** 5.46	38.5	Pk	34.3	-23.1	0	49.7	-	-	74	-24.3	159	306	V
2	*** 5.459	41.7	Pk	34.3	-23.1	0	52.9	-	-	74	-21.1	159	306	V
5	*** 5.46	29.44	RMS	34.3	-23.1	.1	40.74	54	-13.26	-	-	159	306	V
6	*** 5.46	29.87	RMS	34.3	-23.1	.1	41.17	54	-12.83	-	-	159	306	V
4	5.469	48.45	Pk	34.3	-23	0	59.75	-	-	68.2	-8.45	159	306	V
3	5.47	47.33	Pk	34.3	-23	0	58.63	-	-	68.2	-9.57	159	306	V
7	5.47	31.74	RMS	34.3	-23	.1	43.14	-	-	-	-	159	306	V
8	5.47	32.44	RMS	34.3	-23	.1	43.84	-	-	-	-	159	306	V

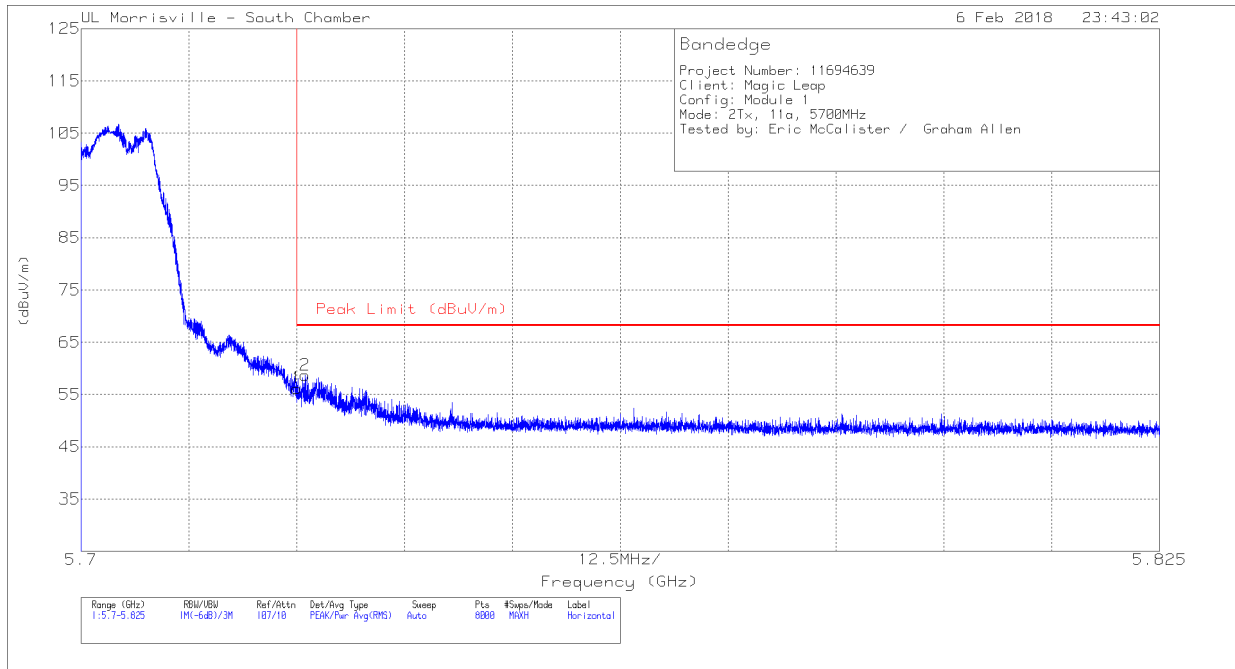
* - indicates frequency in CFR47 Pt 15 / IC RSS-Restricted Band

** - indicates frequency in Taiwan NCC LP0002 Restricted Band

Pk - Peak detector

RMS - RMS detection

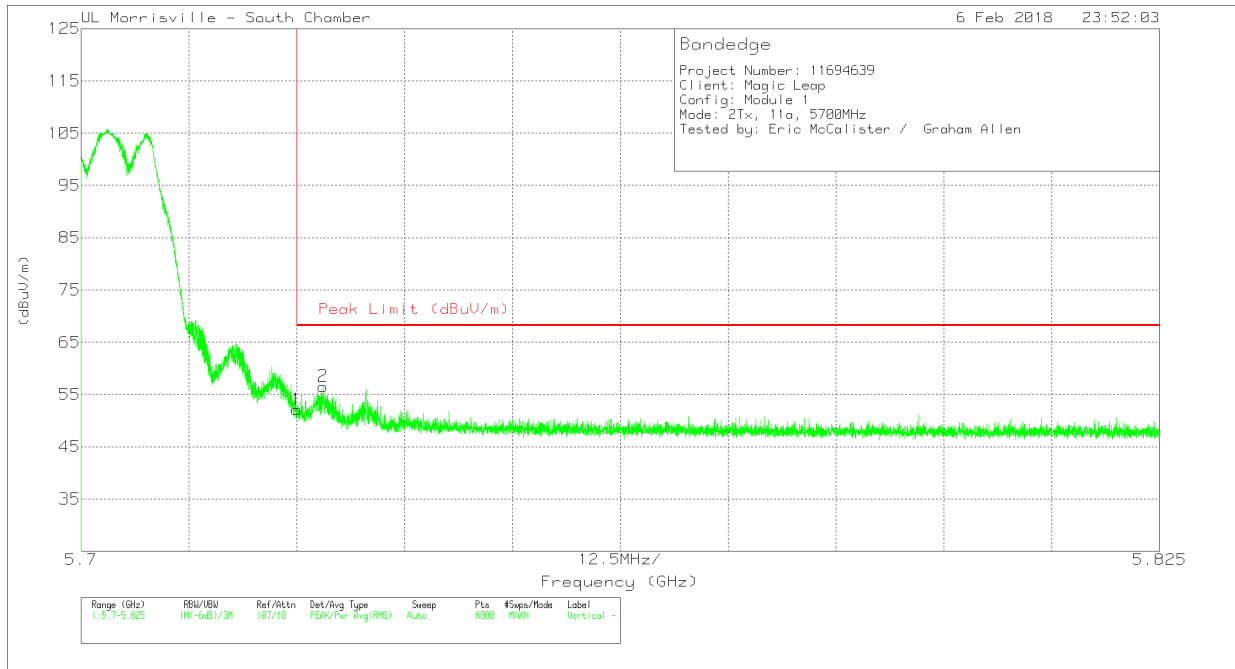
AUTHORIZED BANDEDGE (HIGH CHANNEL) HORIZONTAL



Marker	Frequency (GHz)	Meter Reading (dBuV)	Det	AT0069 AF (dB/m)	Amp/Cbl/Filtr/Pad (dB)	DC Corr (dB)	Corrected Reading (dBuV/m)	Peak Limit (dBuV/m)	PK Margin (dB)	Azimuth (Degs)	Height (cm)	Polarity
1	5.725	45.1	Pk	34.6	-23.5	0	56.2	68.2	-12	159	141	H
2	5.726	47.6	Pk	34.6	-23.5	0	58.7	68.2	-9.5	159	141	H

Pk - Peak detector

AUTHORIZED BANDEDGE (HIGH CHANNEL) VERTICAL

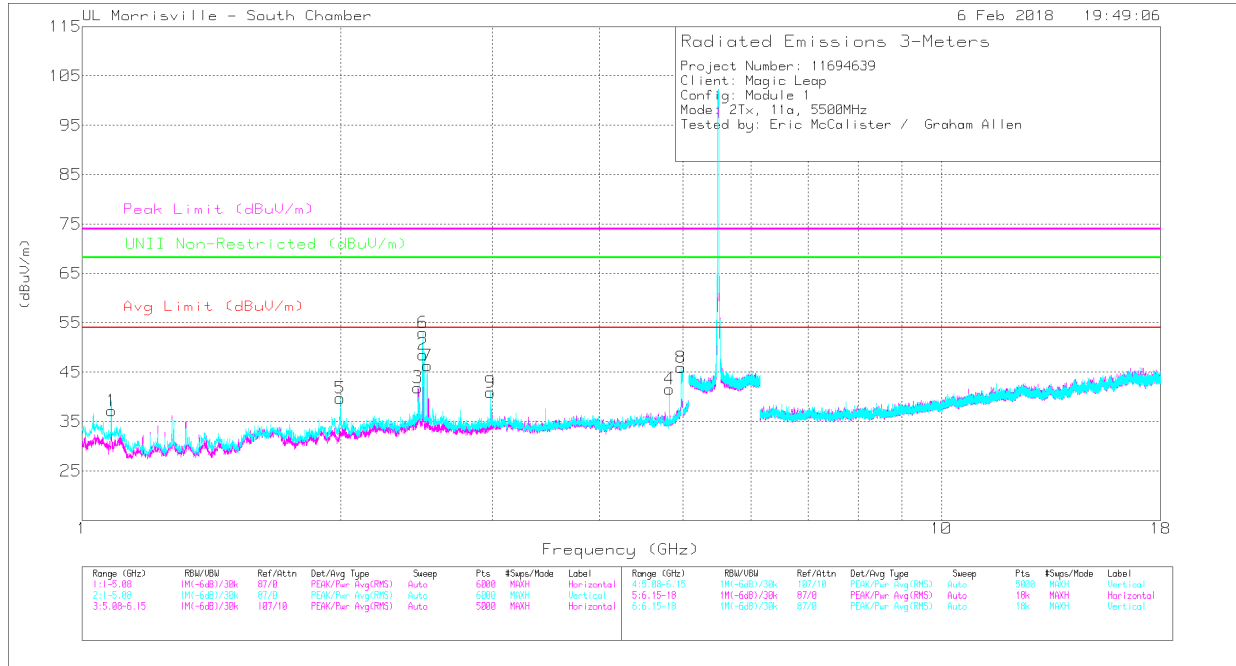


Marker	Frequency (GHz)	Meter Reading (dBuV)	Det	AT0069 AF (dB/m)	Amp/Cbl/Filtr/Pad (dB)	DC Corr (dB)	Corrected Reading (dBuV/m)	Peak Limit (dBuV/m)	PK Margin (dB)	Azimuth (Degs)	Height (cm)	Polarity
1	5.725	41	Pk	34.6	-23.5	0	52.1	68.2	-16.1	173	133	V
2	5.728	45.45	Pk	34.6	-23.5	0	56.55	68.2	-11.65	173	133	V

Pk - Peak detector

HARMONICS AND SPURIOUS EMISSIONS

LOW CHANNEL



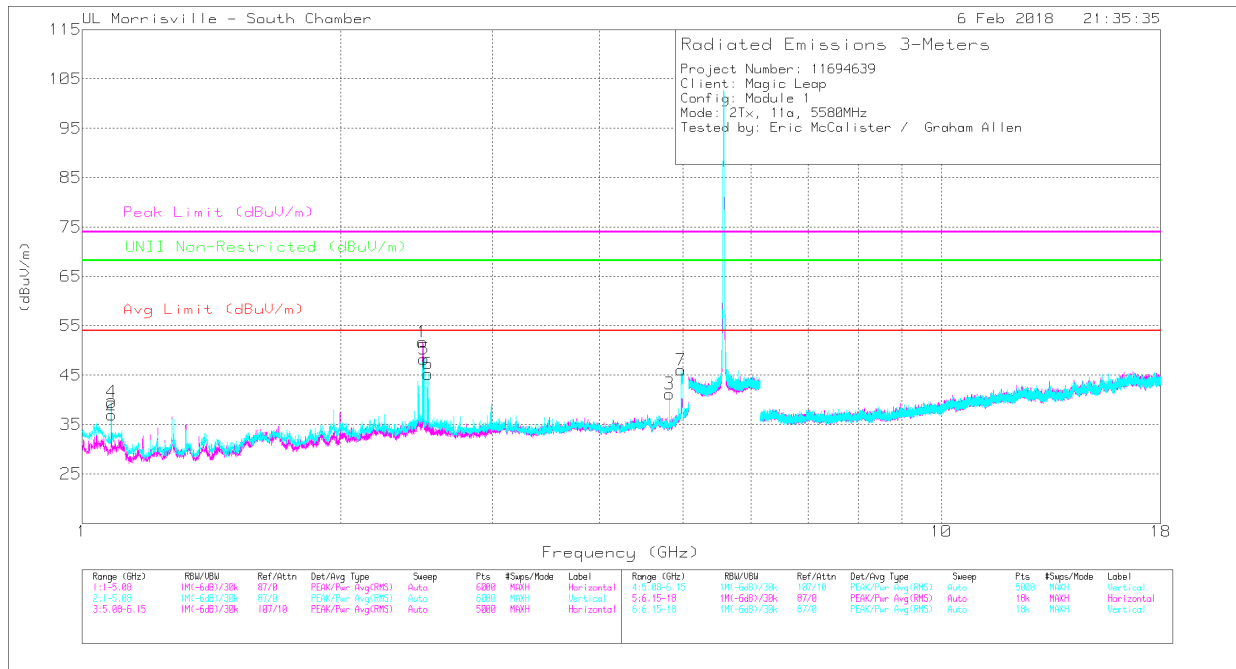
Marker	Frequency (GHz)	Meter Reading (dBuV)	Det	AT0069 AF (dB/m)	Amp/Cbl/Filtr/Pad (dB)	DC Corr (dB)	Corrected Reading (dBuV/m)	Avg Limit (dBuV/m)	Margin (dB)	Peak Limit (dBuV/m)	PK Margin (dB)	UNII Non-Restricted (dBuV/m)	PK Margin (dB)	Azimuth (Degs)	Height (cm)	Polarity
1	* 1.081	50.45	PK-U	27.2	-35.1	0	42.55	-	-	74	-31.45	-	-	158	192	H
	* 1.081	43.61	ADR	27.2	-35.1	.1	35.81	54	-18.19	-	-	-	-	158	192	H
2	* 2.49	60.21	PK-U	32.4	-34	0	58.61	-	-	74	-15.39	-	-	142	106	H
	* 2.49	34.85	ADR	32.4	-34	.1	33.35	54	-20.65	-	-	-	-	142	106	H
4	* 4.824	43.24	PK-U	34	-30.9	0	46.34	-	-	74	-27.66	-	-	161	173	H
	* 4.824	38.02	ADR	34	-30.9	.1	41.22	54	-12.78	-	-	-	-	161	173	H
6	* 2.495	65.32	PK-U	32.4	-34	0	63.72	-	-	74	-10.28	-	-	348	131	V
	* 2.492	35.98	ADR	32.4	-34	.1	34.48	54	-19.52	-	-	-	-	348	131	V
8	* 4.978	50.18	PK-U	34	-30	0	54.18	-	-	74	-19.82	-	-	142	143	V
	* 4.979	34.4	ADR	34	-30	.1	38.5	54	-15.5	-	-	-	-	142	143	V
3	2.458	52.23	PK-U	32.4	-34.1	0	50.53	-	-	-	-	68.2	-17.67	129	175	H
5	1.998	48.71	PK-U	31.1	-34.2	0	45.61	-	-	-	-	68.2	-22.59	57	142	V
7	2.52	55.82	PK-U	32.3	-33.9	0	54.22	-	-	-	-	68.2	-13.98	356	105	V
9	2.985	53.46	PK-U	32.9	-33.6	0	52.76	-	-	-	-	68.2	-15.44	193	199	V

* - indicates frequency in CFR47 Pt 15 / IC RSS-Restricted Band

PK-U - U-NII: Maximum Peak

ADR - U-NII AD primary method, RMS average

MID CHANNEL



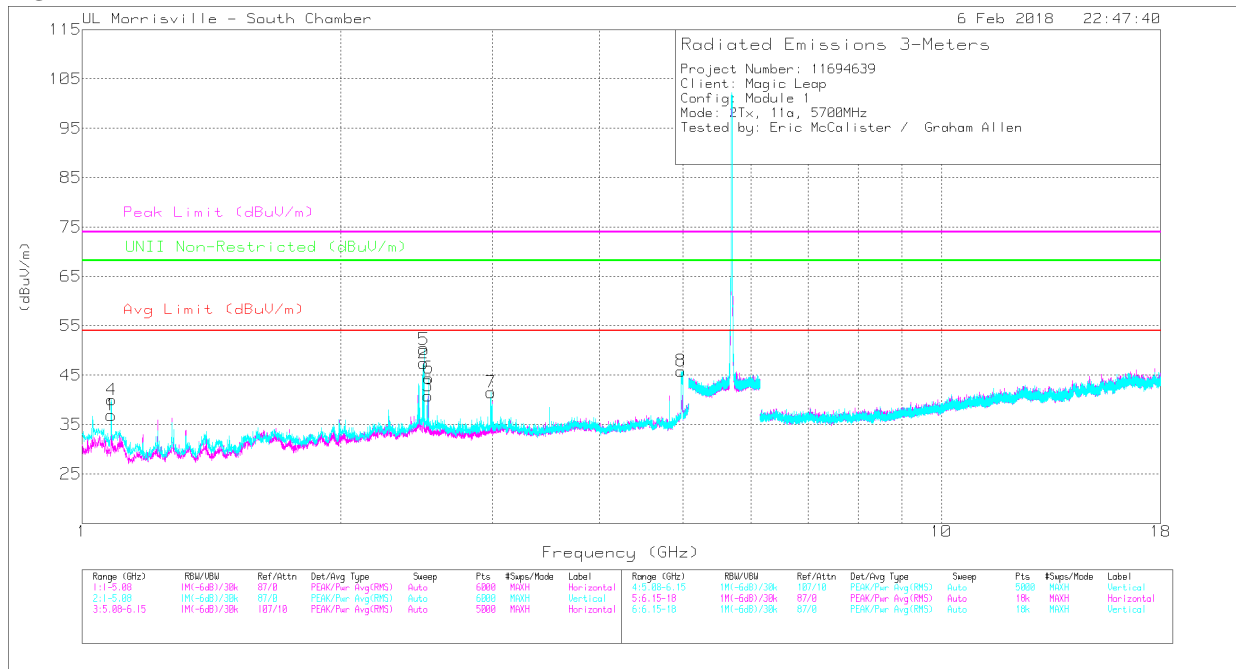
Marker	Frequency (GHz)	Meter Reading (dBuV)	Det	AT0069 AF (dB/m)	Amp/Cbl/Filtr/Pad (dB)	DC Corr (dB)	Corrected Reading (dBuV/m)	Avg Limit (dBuV/m)	Margin (dB)	Peak Limit (dBuV/m)	PK Margin (dB)	UNII Non-Restricted (dBuV/m)	PK Margin (dB)	Azimuth (Degs)	Height (cm)	Polarity
1	* 2.492	56.8	PK-U	32.4	-34	0	55.2	-	-	74	-18.8	-	-	13	131	H
	* 2.492	32.78	ADR	32.4	-34	.1	31.28	54	-22.72	-	-	-	-	13	131	H
2	* 1.081	49.49	PK-U	27.2	-35.1	0	41.59	-	-	74	-32.41	-	-	157	171	H
	* 1.081	42.9	ADR	27.2	-35.1	.1	35.1	54	-18.9	-	-	-	-	157	171	H
3	* 4.824	42.89	PK-U	34	-30.9	0	45.99	-	-	74	-28.01	-	-	167	119	H
	* 4.824	37.08	ADR	34	-30.9	.1	40.28	54	-13.72	-	-	-	-	167	119	H
4	* 1.081	52.86	PK-U	27.2	-35.1	0	44.96	-	-	74	-29.04	-	-	203	193	V
	* 1.081	46.55	ADR	27.2	-35.1	.1	38.75	54	-15.25	-	-	-	-	203	193	V
5	* 2.493	64.81	PK-U	32.4	-34	0	63.21	-	-	74	-10.79	-	-	353	192	V
	* 2.489	39.14	ADR	32.4	-34.1	.1	37.54	54	-16.46	-	-	-	-	353	192	V
7	* 4.976	50.05	PK-U	34	-29.9	0	54.15	-	-	74	-19.85	-	-	304	120	V
	* 4.979	34.54	ADR	34	-30	.1	38.64	54	-15.36	-	-	-	-	304	120	V
6	2.53	58.26	PK-U	32.2	-34	0	56.46	-	-	-	-	68.2	-11.74	90	231	V

* - indicates frequency in CFR47 Pt 15 / IC RSS-Restricted Band

PK-U - U-NII: Maximum Peak

ADR - U-NII AD primary method, RMS average

HIGH CHANNEL



Marker	Frequency (GHz)	Meter Reading (dBuV)	Det	AT0069 AF (dB/m)	Amp/Cbl/Fitr/Pad (dB)	DC Corr (dB)	Corrected Reading (dBuV/m)	Avg Limit (dBuV/m)	Margin (dB)	Peak Limit (dBuV/m)	PK Margin (dB)	UNII Non-Restricted Margin (dBuV/m)	PK Margin (dB)	Azimuth (Degs)	Height (cm)	Polarity
1	* 1.081	50.29	PK-U	27.2	-35.1	0	42.39	-	-	74	-31.61	-	-	158	200	H
	* 1.081	43.74	ADR	27.2	-35.1	.1	35.94	54	-18.06	-	-	-	-	158	200	H
2	* 2.496	60.74	PK-U	32.4	-34	0	59.14	-	-	74	-14.86	-	-	343	199	H
	* 2.497	33.91	ADR	32.3	-34	.1	32.31	54	-21.69	-	-	-	-	343	199	H
4	* 1.081	53.28	PK-U	27.2	-35.1	0	45.38	-	-	74	-28.62	-	-	205	192	V
	* 1.081	47.11	ADR	27.2	-35.1	.1	39.31	54	-14.69	-	-	-	-	205	192	V
5	* 2.5	64.32	PK-U	32.3	-34	0	62.62	-	-	74	-11.38	-	-	348	235	V
	* 2.5	36.6	ADR	32.3	-34	.1	35	54	-19	-	-	-	-	348	235	V
8	* 4.976	51.22	PK-U	34	-29.9	0	55.32	-	-	74	-18.68	-	-	308	126	V
	* 4.977	34.58	ADR	34	-29.9	.1	38.78	54	-15.22	-	-	-	-	308	126	V
3	2.526	52.65	PK-U	32.3	-34	0	50.95	-	-	-	-	68.2	-17.25	151	220	H
6	2.529	54.72	PK-U	32.2	-34	0	52.92	-	-	-	-	68.2	-15.28	348	122	V
7	2.992	51.98	PK-U	32.9	-33.6	0	51.28	-	-	-	-	68.2	-16.92	195	189	V

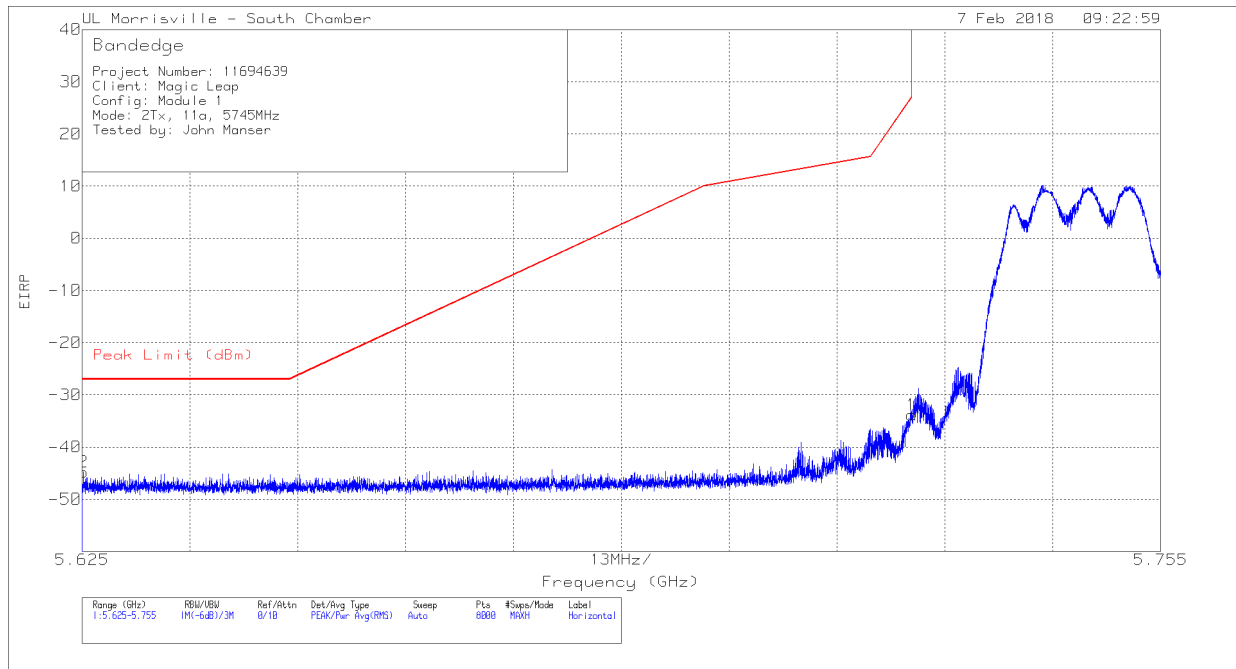
* - indicates frequency in CFR47 Pt 15 / IC RSS-Restricted Band

PK-U - U-NII: Maximum Peak

ADR - U-NII AD primary method, RMS average

10.2.4. TX ABOVE 1 GHz 802.11a MODE, 5.8 GHz BAND – MODULE 1, MIMO (CDD)

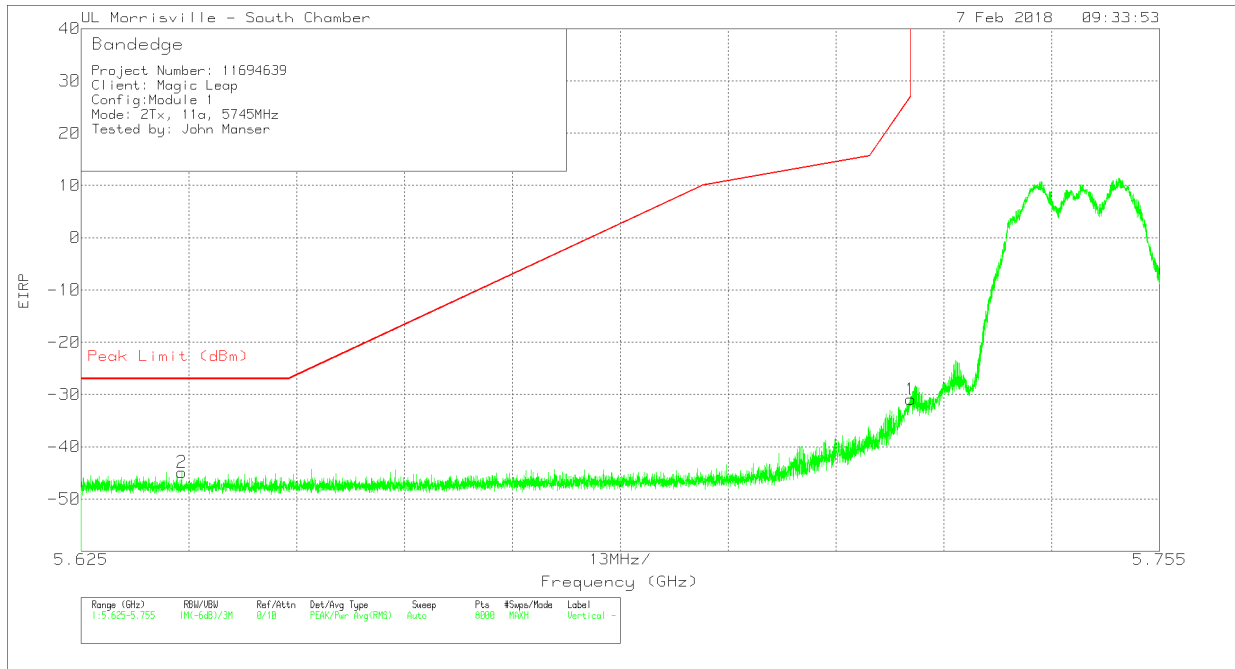
RESTRICTED BANDEDGE (LOW CHANNEL) HORIZONTAL



Marker	Frequency (GHz)	Meter Reading (dBm)	Det	AT0069 AF (dB/m)	Amp/Cbl/Filtr/Pad (dB)	Conversion Factor (dB)	DC Corr (dB)	Corrected Reading EIRP	Peak Limit (dBm)	PK Margin (dB)	Azimuth (Degs)	Height (cm)	Polarity
2	5.625	-67.73	Pk	34.6	-23.5	11.8	0	-44.83	-27	-17.83	261	144	H
1	5.725	-56.79	Pk	34.6	-23.5	11.8	0	-33.89	27	-60.89	261	144	H

Pk - Peak detector

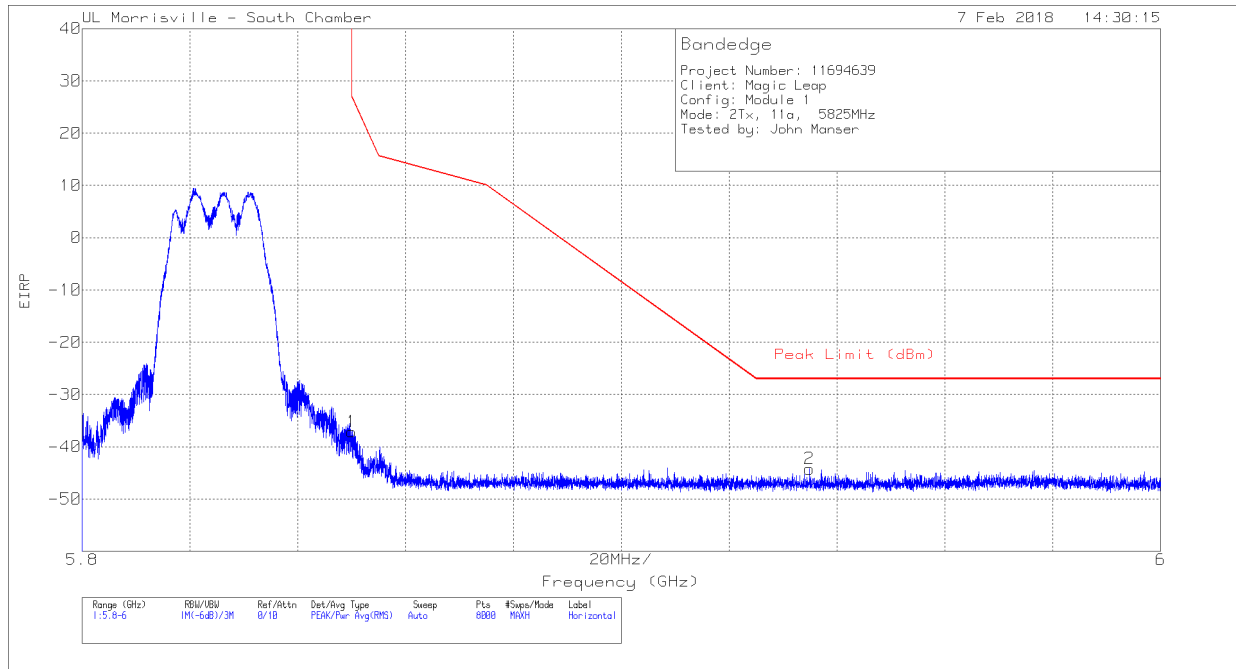
RESTRICTED BANDEDGE (LOW CHANNEL) VERTICAL



Marker	Frequency (GHz)	Meter Reading (dBm)	Det	AT0069 AF (dB/m)	Amp/Cbl/Filtr/Pad (dB)	Conversion Factor (dB)	DC Corr (dB)	Corrected Reading EIRP	Peak Limit (dBm)	PK Margin (dB)	Azimuth (Degs)	Height (cm)	Polarity
2	5.637	-67.78	Pk	34.6	-23.5	11.8	0	-44.88	-27	-17.88	276	144	V
1	5.725	-53.87	Pk	34.6	-23.5	11.8	0	-30.97	27	-57.97	276	144	V

Pk - Peak detector

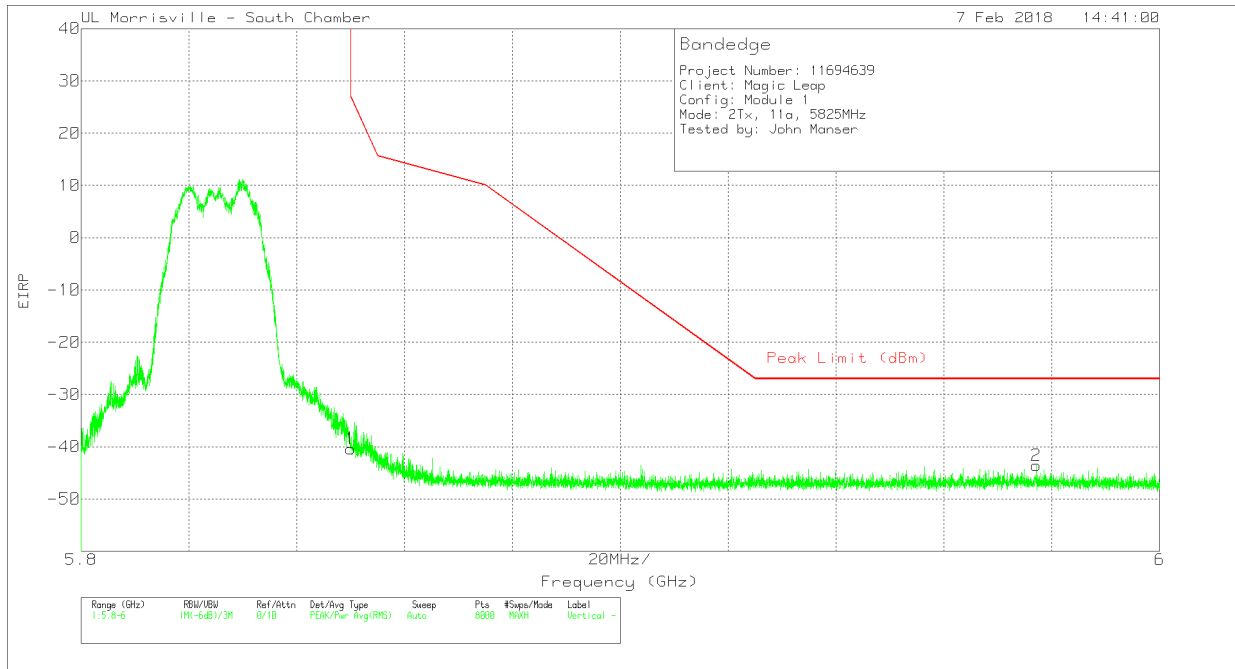
AUTHORIZED BANDEDGE (HIGH CHANNEL) HORIZONTAL



Marker	Frequency (GHz)	Meter Reading (dBm)	Det	AT0069 AF (dB/m)	Amp/Cbl/Filtr/Pad (dB)	Conversion Factor (dB)	DC Corr (dB)	Corrected Reading EIRP	Peak Limit (dBm)	PK Margin (dB)	Azimuth (Degs)	Height (cm)	Polarity
1	5.85	-60.51	Pk	34.8	-23.2	11.8	0	-37.11	26.99	-64.1	261	131	H
2	5.935	-68.13	Pk	34.9	-22.8	11.8	0	-44.23	-27	-17.23	261	131	H

Pk - Peak detector

AUTHORIZED BANDEDGE (HIGH CHANNEL) VERTICAL

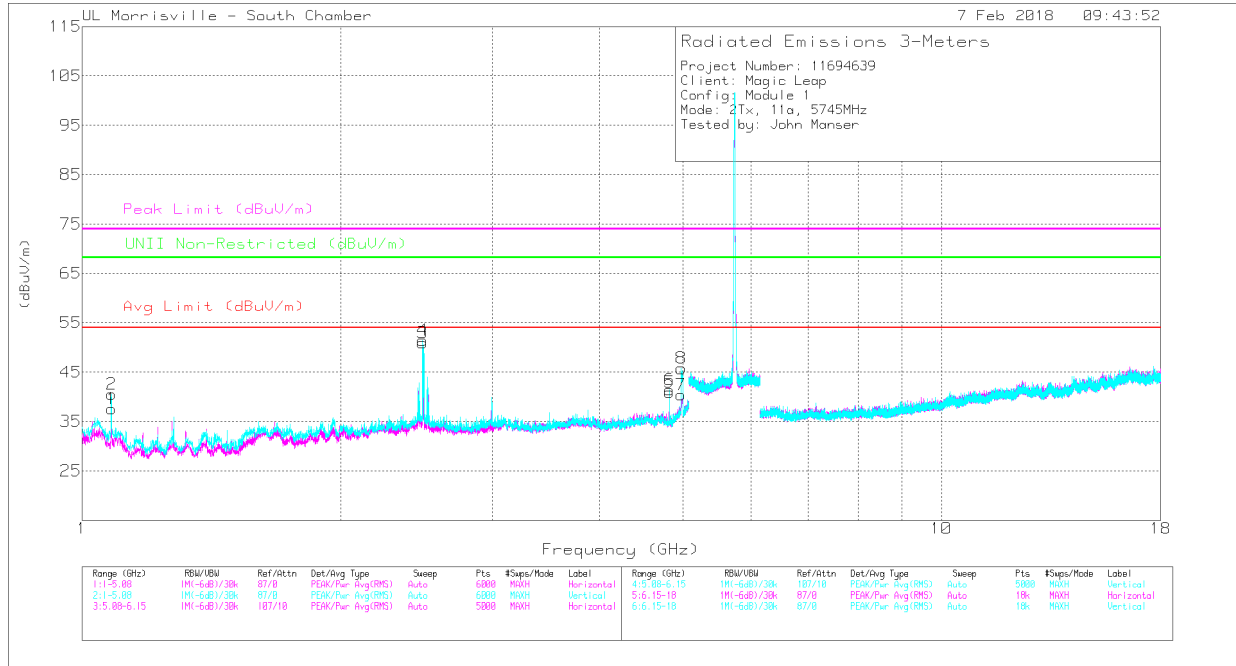


Marker	Frequency (GHz)	Meter Reading (dBm)	Det	AT0069 AF (dB/m)	Amp/Cbl/Filtr/Pad (dB)	Conversion Factor (dB)	DC Corr (dB)	Corrected Reading EIRP	Peak Limit (dBm)	PK Margin (dB)	Azimuth (Degs)	Height (cm)	Polarity
1	5.85	-63.78	Pk	34.8	-23.2	11.8	0	-40.38	26.99	-67.37	288	351	V
2	5.977	-67.71	Pk	35	-22.7	11.8	0	-43.61	-27	-16.61	288	351	V

Pk - Peak detector

HARMONICS AND SPURIOUS EMISSIONS

LOW CHANNEL



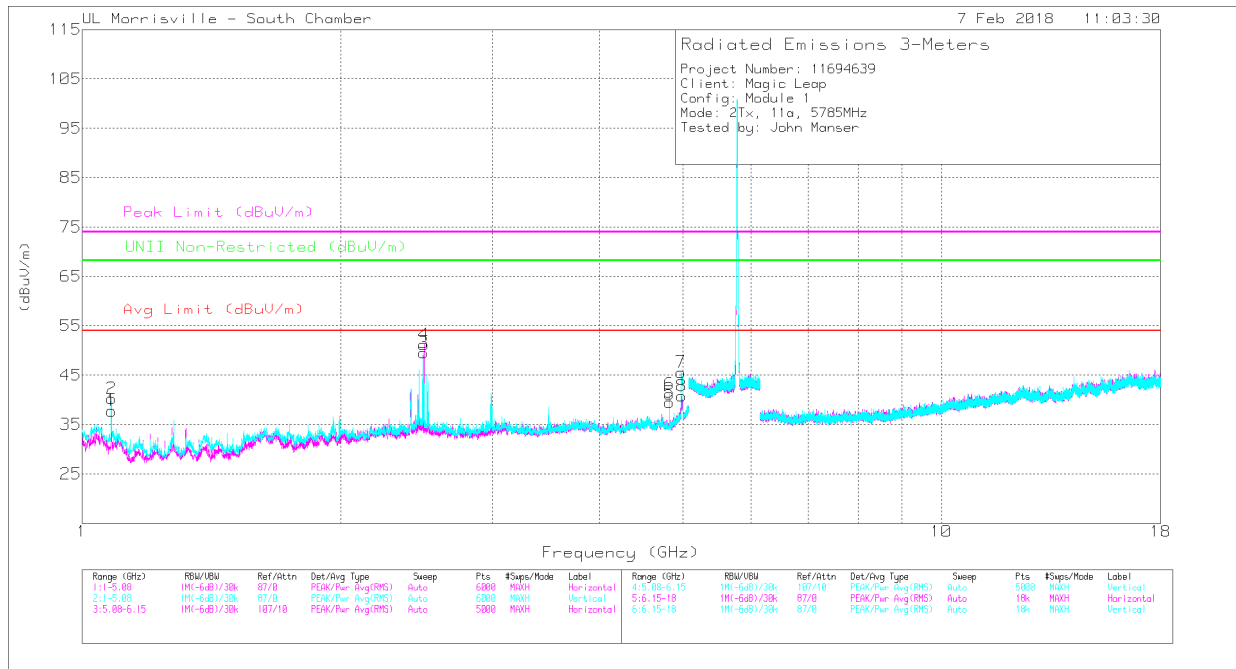
Marker	Frequency (GHz)	Meter Reading (dBuV)	Det	AT0069 AF (dB/m)	Amp/Cbl/Filtr/Pad (dB)	DC Corr (dB)	Corrected Reading (dBuV/m)	Avg Limit (dBuV/m)	Margin (dB)	Peak Limit (dBuV/m)	PK Margin (dB)	UNII Non-Restricted (dBuV/m)	PK Margin (dB)	Azimuth (Degs)	Height (cm)	Polarity
1	* 1.081	51.44	PK-U	27.2	-35.1	0	43.54	-	-	74	-30.46	-	-	172	188	H
	* 1.081	45.07	ADR	27.2	-35.1	.1	37.27	54	-16.73	-	-	-	-	172	188	H
3	* 2.493	60.82	PK-U	32.4	-34	0	59.22	-	-	74	-14.78	-	-	126	158	H
	* 2.491	34.06	ADR	32.4	-34	.1	32.56	54	-21.44	-	-	-	-	126	158	H
5	* 4.824	43.02	PK-U	34	-30.9	0	46.12	-	-	74	-27.88	-	-	163	157	H
	* 4.824	36.7	ADR	34	-30.9	.1	39.9	54	-14.1	-	-	-	-	163	157	H
7	* 4.978	45.22	PK-U	34	-29.9	0	49.32	-	-	74	-24.68	-	-	254	109	H
	* 4.98	30.3	ADR	34	-30	.1	34.4	54	-19.6	-	-	-	-	254	109	H
2	* 1.081	53.07	PK-U	27.2	-35.1	0	45.17	-	-	74	-28.83	-	-	174	105	V
	* 1.081	46.56	ADR	27.2	-35.1	.1	38.76	54	-15.24	-	-	-	-	174	105	V
4	* 2.5	61.48	PK-U	32.3	-34	0	59.78	-	-	74	-14.22	-	-	154	264	V
	* 2.491	35.66	ADR	32.4	-34	.1	34.16	54	-19.84	-	-	-	-	154	264	V
6	* 4.824	43.28	PK-U	34	-30.9	0	46.38	-	-	74	-27.62	-	-	286	210	V
	* 4.824	37.26	ADR	34	-30.9	.1	40.46	54	-13.54	-	-	-	-	286	210	V
8	* 4.983	51.2	PK-U	34	-30.1	0	55.1	-	-	74	-18.9	-	-	308	104	V
	* 4.979	34.76	ADR	34	-30	.1	38.86	54	-15.14	-	-	-	-	308	104	V

* - indicates frequency in CFR47 Pt 15 / IC RSS-Restricted Band

PK-U - U-NII: Maximum Peak

ADR - U-NII AD primary method, RMS average

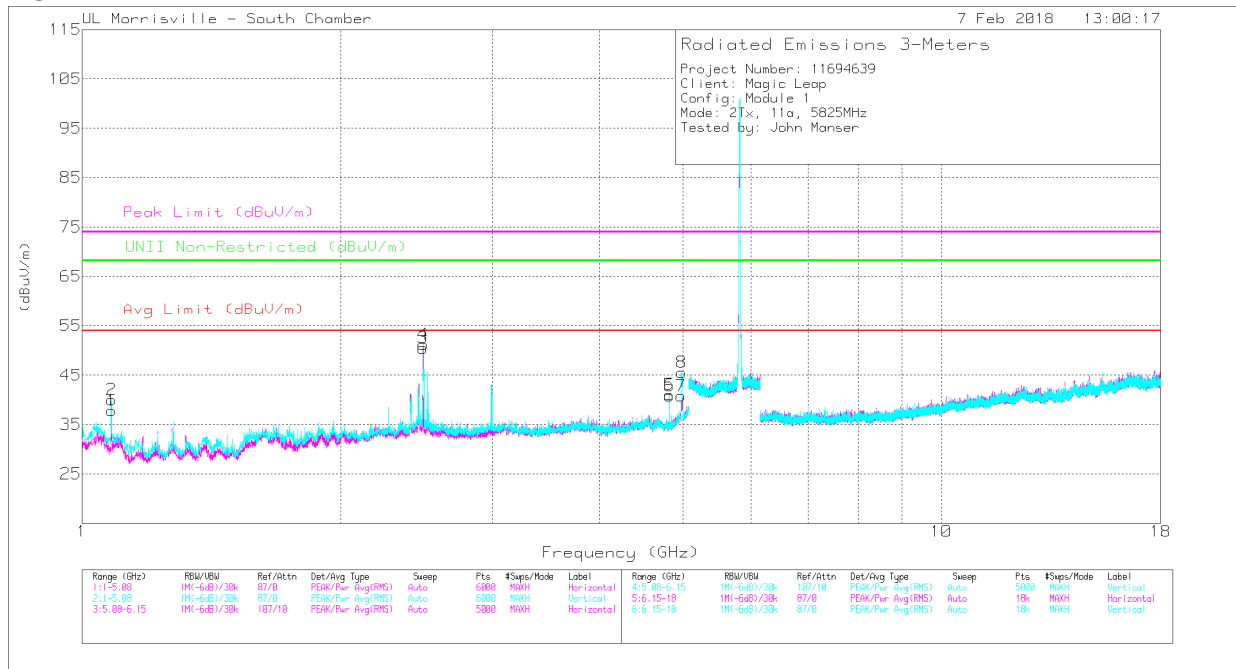
MID CHANNEL



Marker	Frequency (GHz)	Meter Reading (dBuV)	Det	AT0069 AF (dB/m)	Amp/Cbl/Filtr/Pad (dB)	DC Corr (dB)	Corrected Reading (dBuV/m)	Avg Limit (dBuV/m)	Margin (dB)	Peak Limit (dBuV/m)	PK Margin (dB)	UNII Non-Restricted (dBuV/m)	PK Margin (dB)	Azimuth (Degs)	Height (cm)	Polarity
1	* 1.081	52.15	PK-U	27.2	-35.1	0	44.25	-	-	74	-29.75	-	-	167	193	H
	* 1.081	44.98	ADR	27.2	-35.1	.1	37.18	54	-16.82	-	-	-	-	167	193	H
4	* 2.489	60.29	PK-U	32.4	-34.1	0	58.59	-	-	74	-15.41	-	-	162	103	H
	* 2.49	35.11	ADR	32.4	-34	.1	33.61	54	-20.39	-	-	-	-	162	103	H
5	* 4.824	42.92	PK-U	34	-30.9	0	46.02	-	-	74	-27.98	-	-	160	166	H
	* 4.824	35.78	ADR	34	-30.9	.1	38.98	54	-15.02	-	-	-	-	160	166	H
8	* 4.998	42.89	PK-U	34	-30.2	0	46.69	-	-	74	-27.31	-	-	249	344	H
	* 4.998	29.22	ADR	34	-30.2	.1	33.12	54	-20.88	-	-	-	-	249	344	H
2	* 1.081	53.26	PK-U	27.2	-35.1	0	45.36	-	-	74	-28.64	-	-	161	149	V
	* 1.081	47.1	ADR	27.2	-35.1	.1	39.3	54	-14.7	-	-	-	-	161	149	V
3	* 2.489	62.95	PK-U	32.4	-34.1	0	61.25	-	-	74	-12.75	-	-	55	231	V
	* 2.489	35.83	ADR	32.4	-34.1	.1	34.23	54	-19.77	-	-	-	-	55	231	V
6	* 4.824	43.38	PK-U	34	-30.9	0	46.48	-	-	74	-27.52	-	-	287	271	V
	* 4.824	36.74	ADR	34	-30.9	.1	39.94	54	-14.06	-	-	-	-	287	271	V
7	* 5	50.38	PK-U	34	-30.2	0	54.18	-	-	74	-19.82	-	-	304	106	V
	* 4.998	34.21	ADR	34	-30.2	.1	38.11	54	-15.89	-	-	-	-	304	106	V

* - indicates frequency in CFR47 Pt 15 / IC RSS-Restricted Band
 PK-U - U-NII: Maximum Peak
 ADR - U-NII AD primary method, RMS average

HIGH CHANNEL

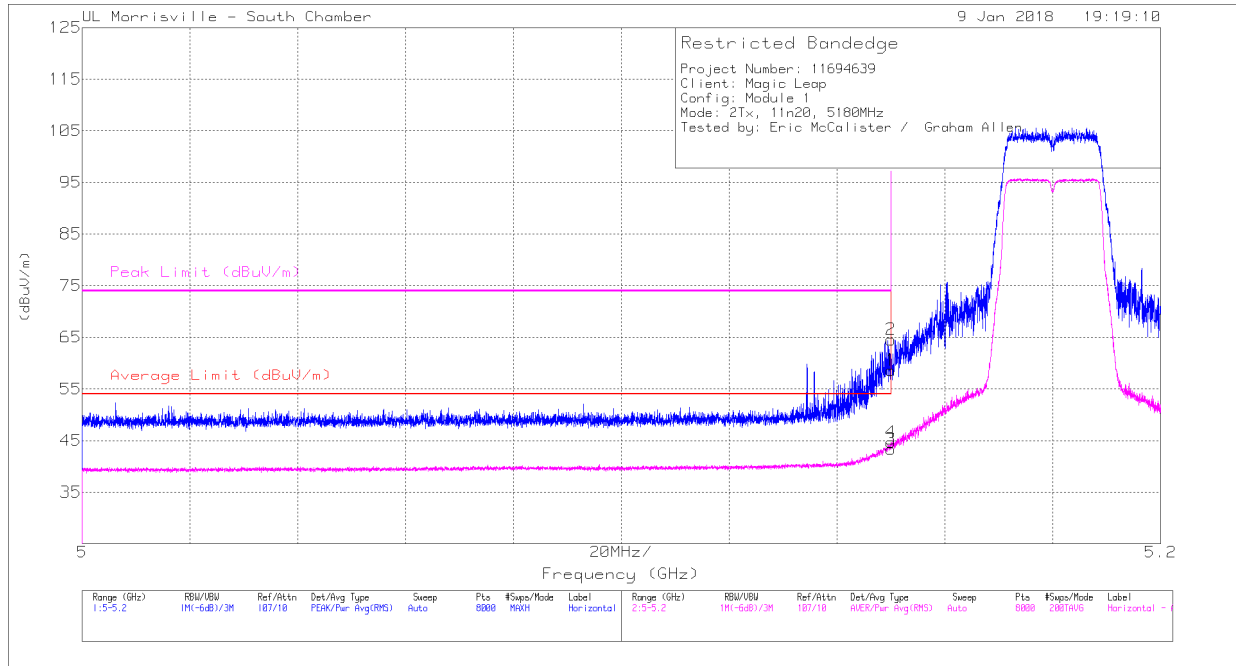


Marker	Frequency (GHz)	Meter Reading (dBuV)	Det	AT0069 AF (dB/m)	Amp/Cbl/Filtr/Pad (dB)	DC Corr (dB)	Corrected Reading (dBuV/m)	Avg Limit (dBuV/m)	Margin (dB)	Peak Limit (dBuV/m)	PK Margin (dB)	UNII Non-Restricted (dBuV/m)	PK Margin (dB)	Azimuth (Degs)	Height (cm)	Polarity
1	* 1.081	51.41	PK-U	27.2	-35.1	0	43.51	-	-	74	-30.49	-	-	164	186	H
	* 1.081	44.85	ADR	27.2	-35.1	.1	37.05	54	-16.95	-	-	-	-	164	186	H
3	* 2.489	62.3	PK-U	32.4	-34.1	0	60.6	-	-	74	-13.4	-	-	159	103	H
	* 2.491	35.98	ADR	32.4	-34	.1	34.48	54	-19.52	-	-	-	-	159	103	H
5	* 4.824	43.08	PK-U	34	-30.9	0	46.18	-	-	74	-27.82	-	-	162	148	H
	* 4.824	36.31	ADR	34	-30.9	.1	39.51	54	-14.49	-	-	-	-	162	148	H
7	* 4.991	45.29	PK-U	34	-30.2	0	49.09	-	-	74	-24.91	-	-	252	107	H
	* 4.997	30.6	ADR	34	-30.2	.1	34.5	54	-19.5	-	-	-	-	252	107	H
2	* 1.081	53.27	PK-U	27.2	-35.1	0	45.37	-	-	74	-28.63	-	-	164	137	V
	* 1.081	46.9	ADR	27.2	-35.1	.1	39.1	54	-14.9	-	-	-	-	164	137	V
4	* 2.499	61.75	PK-U	32.3	-34	0	60.05	-	-	74	-13.95	-	-	164	164	V
	* 2.499	36.75	ADR	32.3	-34	.1	35.15	54	-18.85	-	-	-	-	164	164	V
6	* 4.824	43.62	PK-U	34	-30.9	0	46.72	-	-	74	-27.28	-	-	272	202	V
	* 4.824	36.95	ADR	34	-30.9	.1	40.15	54	-13.85	-	-	-	-	272	202	V
8	* 4.992	50.48	PK-U	34	-30.2	0	54.28	-	-	74	-19.72	-	-	305	107	V
	* 4.997	34.51	ADR	34	-30.2	.1	38.41	54	-15.59	-	-	-	-	305	107	V

* - indicates frequency in CFR47 Pt 15 / IC RSS-Restricted Band
 PK-U - U-NII: Maximum Peak
 ADR - U-NII AD primary method, RMS average

10.2.5. TX ABOVE 1 GHz 802.11n HT20 MODE, 5.2 GHz BAND – MODULE 1, MIMO SDM

RESTRICTED BANDEDGE (LOW CHANNEL) HORIZONTAL



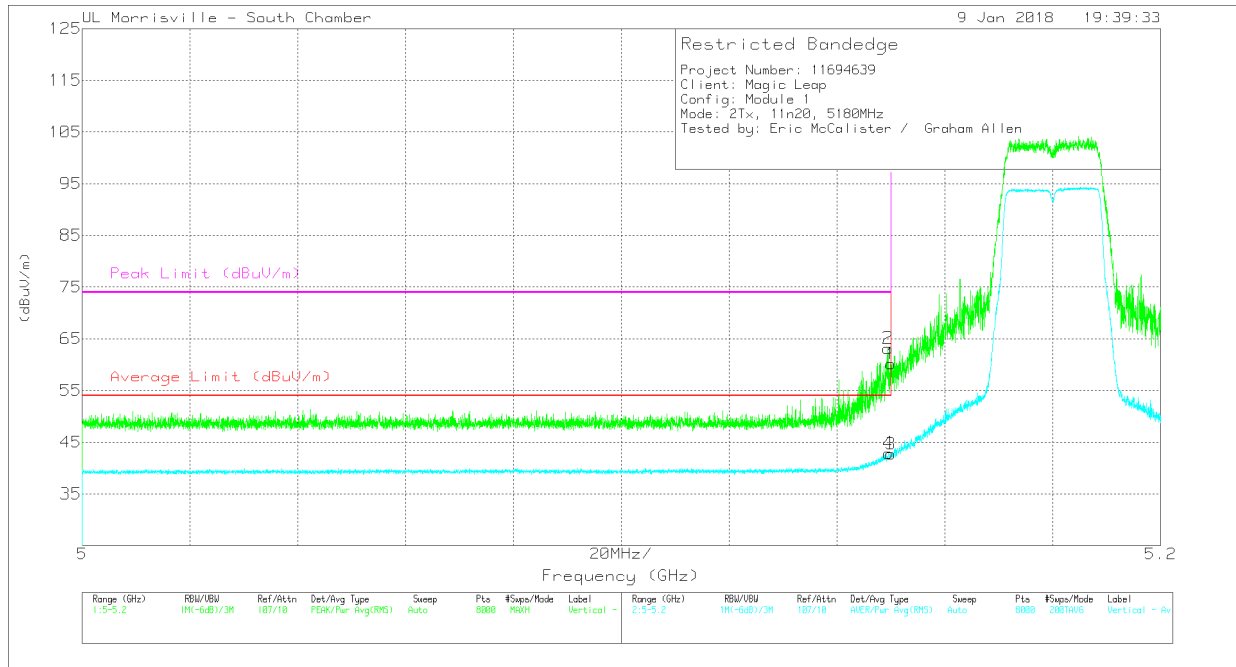
Marker	Frequency (GHz)	Meter Reading (dBuV)	Det	AT0069 AF (dB/m)	Amp/Cbl/Filtr/Pad (dB)	Corrected Reading (dBuV/m)	Average Limit (dBuV/m)	Margin (dB)	Peak Limit (dBuV/m)	PK Margin (dB)	Azimuth (Degs)	Height (cm)	Polarity
1	* 5.15	47.23	Pk	34.1	-22.7	58.63	-	-	74	-15.37	287	284	H
2	* 5.15	53.15	Pk	34.1	-22.7	64.55	-	-	74	-9.45	287	284	H
3	* 5.15	31.94	RMS	34.1	-22.7	43.34	54	-10.66	-	-	287	284	H
4	* 5.15	33.25	RMS	34.1	-22.7	44.65	54	-9.35	-	-	287	284	H

* - indicates frequency in CFR47 Pt 15 / IC RSS-Restricted Band

Pk - Peak detector

RMS - RMS detection

RESTRICTED BANDEDGE (LOW CHANNEL) VERTICAL



Marker	Frequency (GHz)	Meter Reading (dBuV)	Det	AT0069 AF (dB/m)	Amp/Cbl/Filtr/Pad (dB)	Corrected Reading (dBuV/m)	Average Limit (dBuV/m)	Margin (dB)	Peak Limit (dBuV/m)	PK Margin (dB)	Azimuth (Degs)	Height (cm)	Polarity
1	* 5.15	48.79	Pk	34.1	-22.7	60.19	-	-	74	-13.81	232	273	V
2	* 5.149	51.78	Pk	34.1	-22.7	63.18	-	-	74	-10.82	232	273	V
3	* 5.15	31.32	RMS	34.1	-22.7	42.72	54	-11.28	-	-	232	273	V
4	* 5.15	31.49	RMS	34.1	-22.7	42.89	54	-11.11	-	-	232	273	V

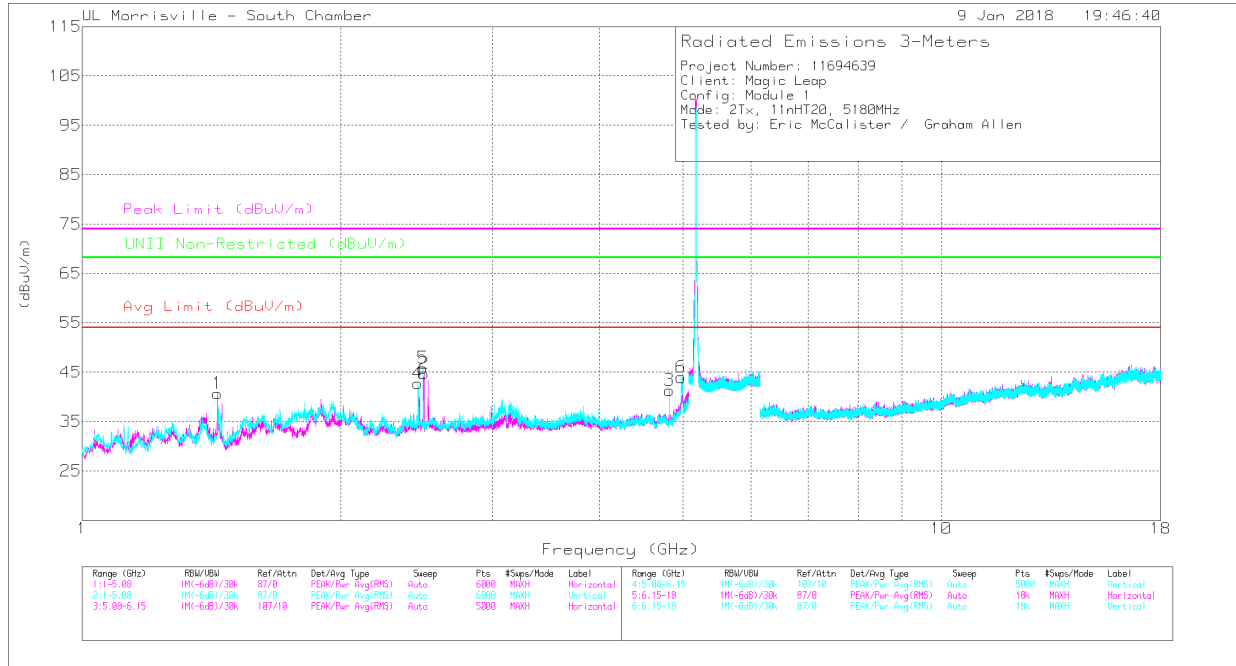
* - indicates frequency in CFR47 Pt 15 / IC RSS-Restricted Band

Pk - Peak detector

RMS - RMS detection

HARMONICS AND SPURIOUS EMISSIONS

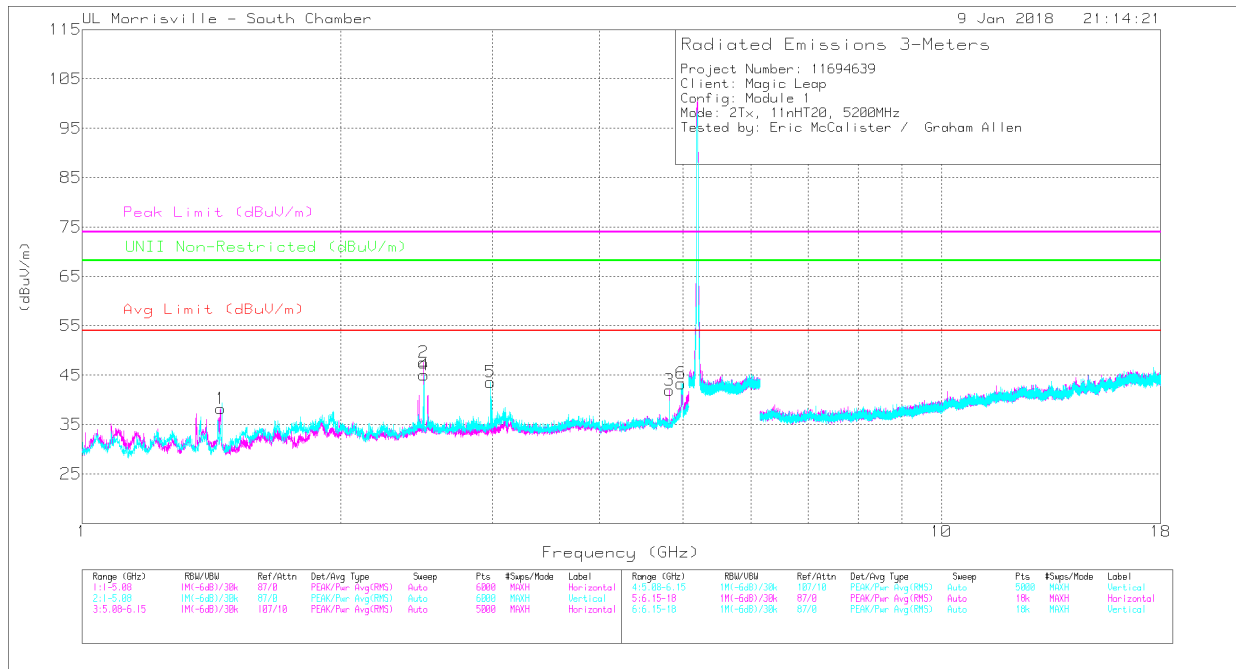
LOW CHANNEL



Marker	Frequency (GHz)	Meter Reading (dBuV)	Det	AT0069 AF (dB/m)	Amp/Cbl/Filtr/Pad (dB)	Corrected Reading (dBuV/m)	Avg Limit (dBuV/m)	Margin (dB)	Peak Limit (dBuV/m)	PK Margin (dB)	UNII Non-Restricted (dBuV/m)	PK Margin (dB)	Azimuth (Degs)	Height (cm)	Polarity
1	* 1.455	53.99	PK-U	28.6	-35	47.59	-	-	74	-26.41	-	-	145	109	H
	* 1.395	38.72	ADR	28.7	-34.8	32.62	54	-21.38	-	-	-	-	145	109	H
2	* 2.499	59.01	PK-U	32.3	-34	57.31	-	-	74	-16.69	-	-	6	203	H
	* 2.491	33.97	ADR	32.4	-34	32.37	54	-21.63	-	-	-	-	6	203	H
3	* 4.824	43.52	PK-U	34	-30.9	46.62	-	-	74	-27.38	-	-	51	108	H
	* 4.824	37.3	ADR	34	-30.9	40.4	54	-13.6	-	-	-	-	51	108	H
5	* 2.491	60.64	PK-U	32.4	-34	59.04	-	-	74	-14.96	-	-	102	173	V
	* 2.491	33.56	ADR	32.4	-34	31.96	54	-22.04	-	-	-	-	102	173	V
6	* 4.98	48.37	PK-U	34	-30	52.37	-	-	74	-21.63	-	-	131	258	V
	* 4.979	32.76	ADR	34	-30	36.76	54	-17.24	-	-	-	-	131	258	V
4	2.459	53.03	PK-U	32.4	-34.1	51.33	-	-	-	-	68.2	-16.87	314	357	V

* - indicates frequency in CFR47 Pt 15 / IC RSS-Restricted Band
 PK-U - U-NII: Maximum Peak
 ADR - U-NII AD primary method, RMS average

MID CHANNEL



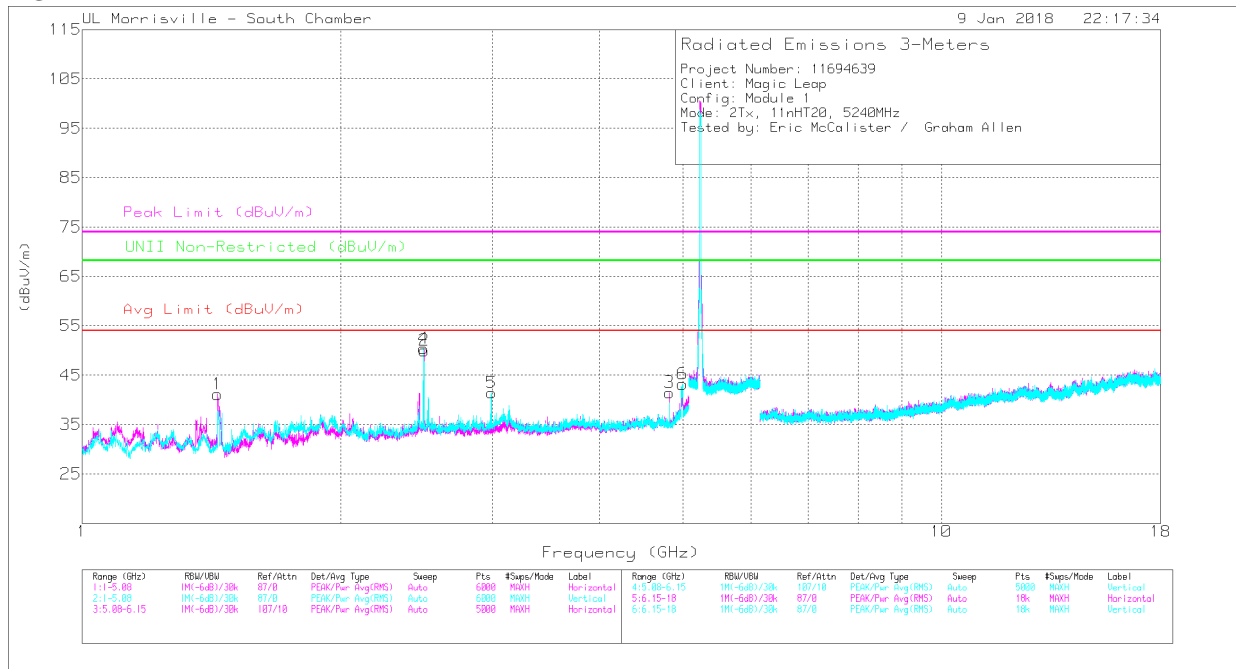
Marker	Frequency (GHz)	Meter Reading (dBuV)	Det	AT0069 AF (dB/m)	Amp/Cbl/Filtr/Pad (dB)	Corrected Reading (dBuV/m)	Avg Limit (dBuV/m)	Margin (dB)	Peak Limit (dBuV/m)	PK Margin (dB)	UNII Non-Restricted (dBuV/m)	PK Margin (dB)	Azimuth (Degs)	Height (cm)	Polarity
1	* 1.45	50.08	PK-U	28.7	-35	43.78	-	-	74	-30.22	-	-	258	185	H
	* 1.45	33.33	ADR	28.7	-35	27.03	54	-26.97	-	-	-	-	258	185	H
2	* 2.496	60.31	PK-U	32.4	-34	58.71	-	-	74	-15.29	-	-	360	114	H
	* 2.495	34.71	ADR	32.4	-34	33.11	54	-20.89	-	-	-	-	360	114	H
3	* 4.824	42.44	PK-U	34	-30.9	45.54	-	-	74	-28.46	-	-	46	123	H
	* 4.824	36.57	ADR	34	-30.9	39.67	54	-14.33	-	-	-	-	46	123	H
4	* 2.491	60.93	PK-U	32.4	-34	59.33	-	-	74	-14.67	-	-	112	108	V
	* 2.491	34.21	ADR	32.4	-34	32.61	54	-21.39	-	-	-	-	112	108	V
6	* 4.978	47.52	PK-U	34	-29.9	51.62	-	-	74	-22.38	-	-	137	104	V
	* 4.978	32.65	ADR	34	-29.9	36.75	54	-17.25	-	-	-	-	137	104	V
5	2.987	49.94	PK-U	32.9	-33.6	49.24	-	-	-	-	68.2	-18.96	119	231	V

* - indicates frequency in CFR47 Pt 15 / IC RSS-Restricted Band

PK-U - U-NII: Maximum Peak

ADR - U-NII AD primary method, RMS average

HIGH CHANNEL



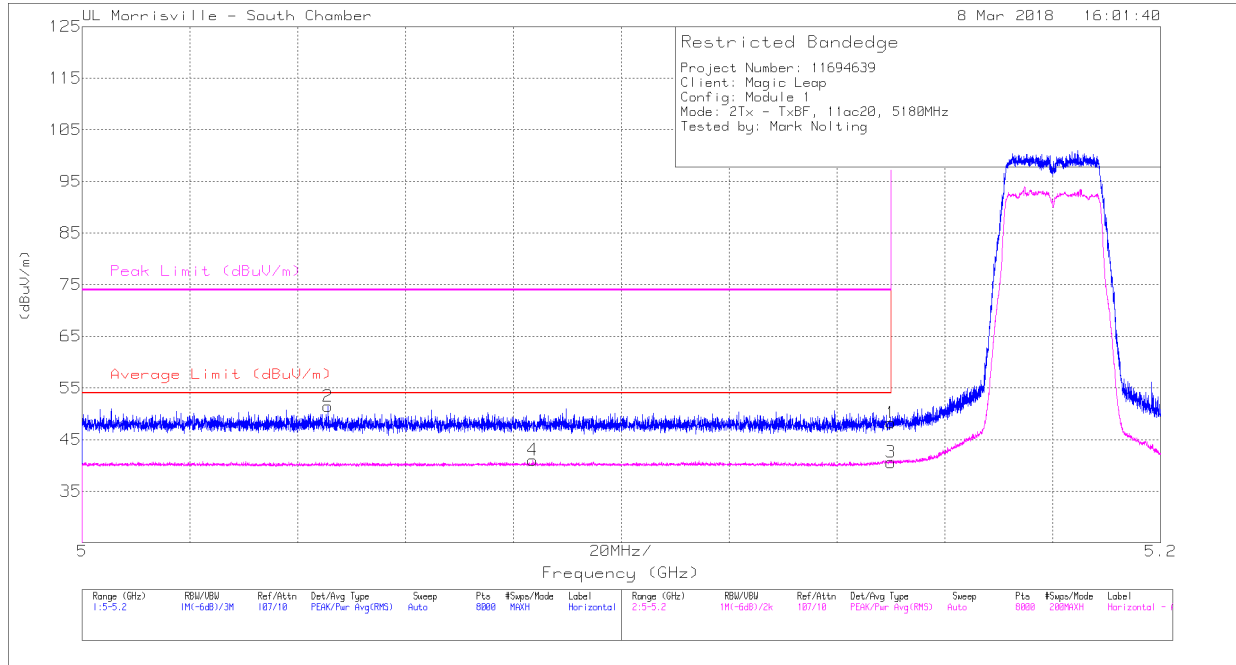
Marker	Frequency (GHz)	Meter Reading (dBuV)	Det	AT0069 AF (dB/m)	Amp/Cbl/Filtr/Pad (dB)	Corrected Reading (dBuV/m)	Avg Limit (dBuV/m)	Margin (dB)	Peak Limit (dBuV/m)	PK Margin (dB)	UNII Non-Restricted (dBuV/m)	PK Margin (dB)	Azimuth (Degs)	Height (cm)	Polarity
1	* 1.437	52.98	PK-U	28.7	-34.9	46.78	-	-	74	-27.22	-	-	292	226	H
	* 1.395	32.88	ADR	28.7	-34.8	26.78	54	-27.22	-	-	-	-	292	226	H
3	* 4.824	42.65	PK-U	34	-30.9	45.75	-	-	74	-28.25	-	-	42	109	H
	* 4.824	36.3	ADR	34	-30.9	39.4	54	-14.6	-	-	-	-	42	109	H
4	* 2.494	58.63	PK-U	32.4	-34	57.03	-	-	74	-16.97	-	-	206	119	V
	* 2.5	33.59	ADR	32.3	-34	31.89	54	-22.11	-	-	-	-	206	119	V
6	* 4.996	48.03	PK-U	34	-30.2	51.83	-	-	74	-22.17	-	-	128	179	V
	* 4.997	33.08	ADR	34	-30.2	36.88	54	-17.12	-	-	-	-	128	179	V
2	2.5	42.51	PK-U	32.3	-34	40.81	-	-	-	-	68.2	-27.39	292	201	H
5	2.996	49.18	PK-U	32.9	-33.6	48.48	-	-	-	-	68.2	-19.72	100	245	V

* - indicates frequency in CFR47 Pt 15 / IC RSS-Restricted Band

PK-U - U-NII: Maximum Peak

ADR - U-NII AD primary method, RMS average

10.2.6. TX ABOVE 1 GHz 802.11ac VHT20 MODE, 5.2 GHz BAND – MODULE 1, MIMO TxBF
RESTRICTED BANDEDGE (LOW CHANNEL) HORIZONTAL



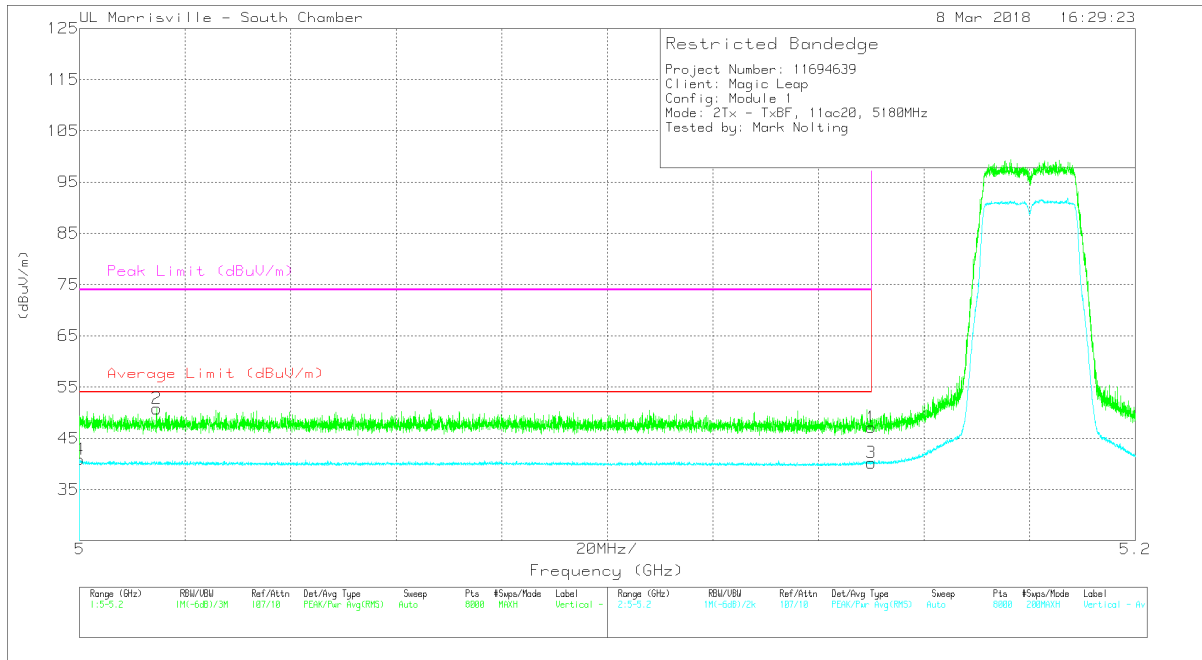
Marker	Frequency (GHz)	Meter Reading (dBuV)	Det	AT0069 AF (dB/m)	Amp/Cbl/Filtr/Pad (dB)	Corrected Reading (dBuV/m)	Average Limit (dBuV/m)	Margin (dB)	Peak Limit (dBuV/m)	PK Margin (dB)	Azimuth (Degs)	Height (cm)	Polarity
1	* 5.15	36.83	Pk	34.1	-22.7	48.23	-	-	74	-25.77	159	149	H
2	* 5.046	40.05	Pk	34	-22.6	51.45	-	-	74	-22.55	159	149	H
3	* 5.15	29.18	V1TR	34.1	-22.7	40.58	54	-13.42	-	-	159	149	H
4	* 5.084	29.54	V1TR	34.1	-22.6	41.04	54	-12.96	-	-	159	149	H

* - indicates frequency in CFR47 Pt 15 / IC RSS-Restricted Band

Pk - Peak detector

V1TR - U-NII: VB=1/Ton, RMS Average where: Ton is packet duration

RESTRICTED BANDEDGE (LOW CHANNEL) VERTICAL



Marker	Frequency (GHz)	Meter Reading (dBuV)	Det	AT0069 AF (dB/m)	Amp/Cbl/Fitr/Pad (dB)	Corrected Reading (dBuV/m)	Average Limit (dBuV/m)	Margin (dB)	Peak Limit (dBuV/m)	PK Margin (dB)	Azimuth (Degs)	Height (cm)	Polarity
4	* 5	29.3	V1TR	34	-22.4	40.9	54	-13.1	-	-	325	219	V
2	* 5.015	39.19	PK	34	-22.4	50.79	-	-	74	-23.21	325	219	V
1	* 5.15	35.73	PK	34.1	-22.7	47.13	-	-	74	-26.87	325	219	V
3	* 5.15	28.82	V1TR	34.1	-22.7	40.22	54	-13.78	-	-	325	219	V

* - indicates frequency in CFR47 Pt 15 / IC RSS-Restricted Band

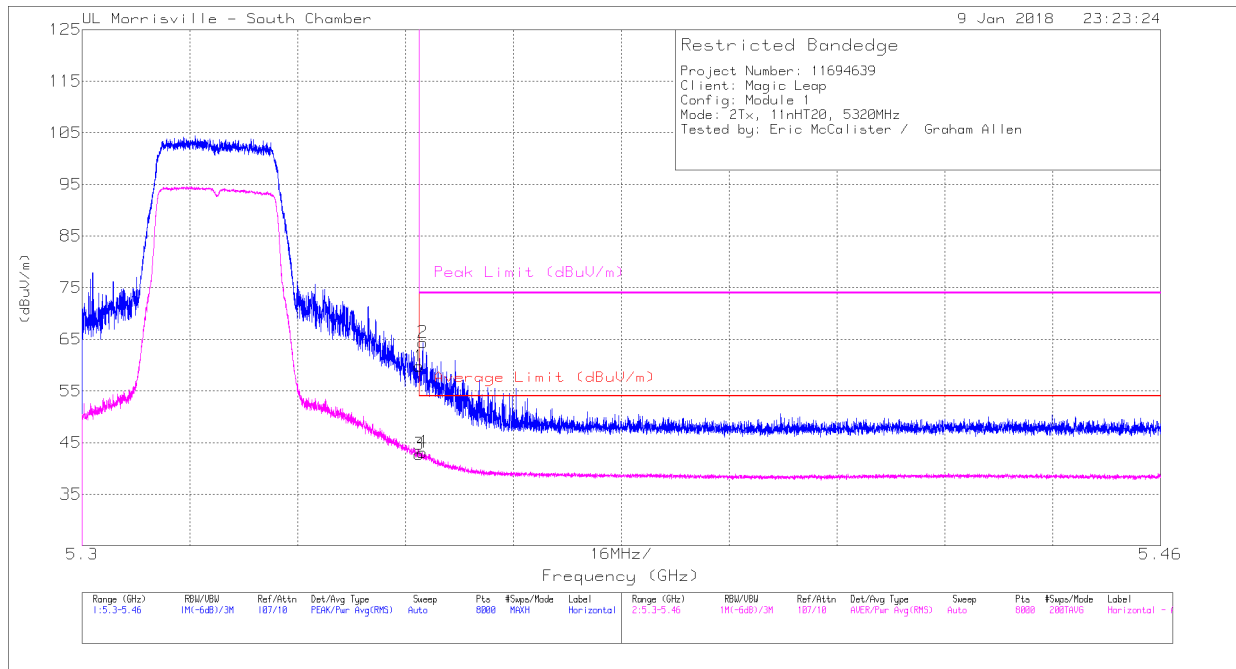
Pk - Peak detector

V1TR - U-NII: VB=1/Ton, RMS Average where: Ton is packet duration

Note - Transmit beamforming only supported by 802.11n and 802.11ac modes. The router was investigated at different θ s around the EUT. It was determined that there was <3dB delta in position. The router was then placed behind the receiving antenna. Transmit beamforming spot check scans were taken and this showed little to no variation from 802.11n/ac MIMO SDM spurious scans. Therefore, 802.11n/ac MIMO SDM spurious data is used to represent 802.11nHT20/nHT40 and 802.11ac VHT80 transmit beamforming. For transmit beamforming testing 802.11ac VHT20 and VHT40 were tested to cover 802.11n HT20 and HT40.

10.2.7. TX ABOVE 1 GHz 802.11n HT20 MODE, 5.3 GHz BAND – MODULE 1, MIMO SDM

AUTHORIZED BANDEDGE (HIGH CHANNEL) HORIZONTAL



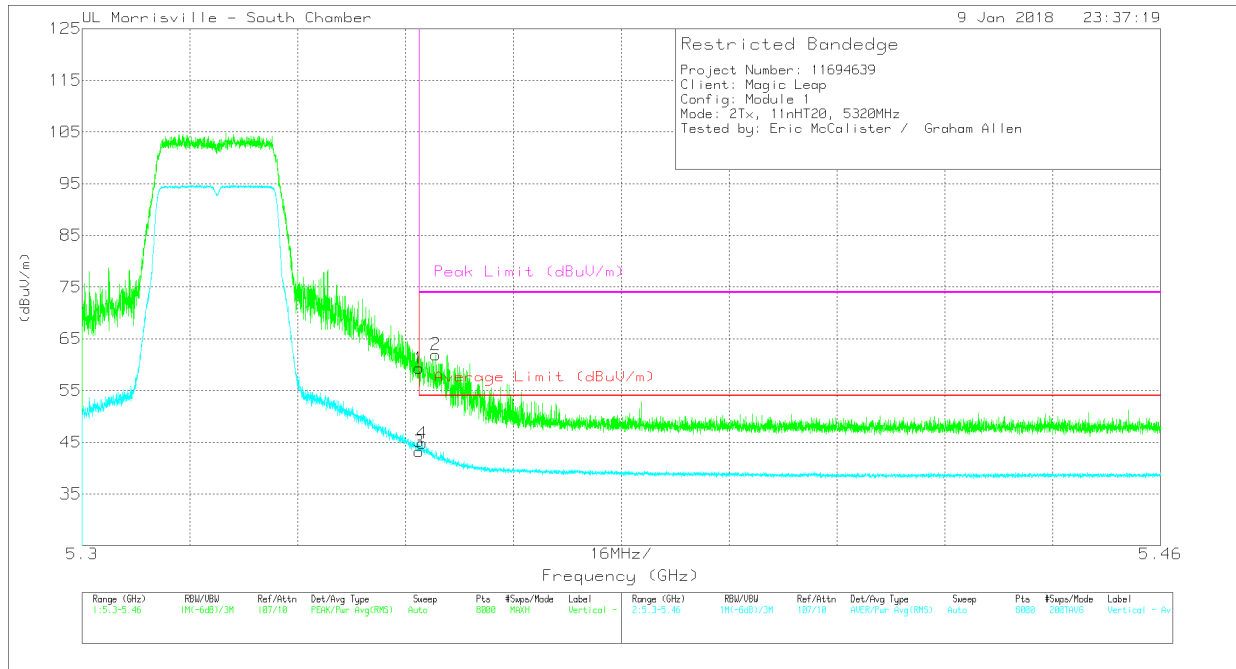
Marker	Frequency (GHz)	Meter Reading (dBuV)	Det	AT0069 AF (dB/m)	Amp/Cbl/Filtr/Pad (dB)	Corrected Reading (dBuV/m)	Average Limit (dBuV/m)	Margin (dB)	Peak Limit (dBuV/m)	PK Margin (dB)	Azimuth (Degs)	Height (cm)	Polarity
1	* 5.35	48.5	Pk	34.4	-23.1	59.8	-	-	74	-14.2	298	187	H
2	* 5.351	53.1	Pk	34.4	-23.1	64.4	-	-	74	-9.6	298	187	H
3	* 5.35	31.47	RMS	34.4	-23.1	42.77	54	-11.23	-	-	298	187	H
4	* 5.35	31.84	RMS	34.4	-23.1	43.14	54	-10.86	-	-	298	187	H

* - indicates frequency in CFR47 Pt 15 / IC RSS-Restricted Band

Pk - Peak detector

RMS - RMS detection

AUTHORIZED BANDEGE (HIGH CHANNEL) VERTICAL



Marker	Frequency (GHz)	Meter Reading (dBuV)	Det	AT0069 AF (dB/m)	Amp/Cbl/Ftr/Pad (dB)	Corrected Reading (dBuV/m)	Average Limit (dBuV/m)	Margin (dB)	Peak Limit (dBuV/m)	PK Margin (dB)	Azimuth (Degs)	Height (cm)	Polarity
1	* 5.35	47.99	Pk	34.4	-23.1	59.29	-	-	74	-14.71	237	270	V
2	* 5.352	50.64	Pk	34.4	-23.1	61.94	-	-	74	-12.06	237	270	V
3	* 5.35	31.94	RMS	34.4	-23.1	43.24	54	-10.76	-	-	237	270	V
4	* 5.35	33.51	RMS	34.4	-23.1	44.81	54	-9.19	-	-	237	270	V

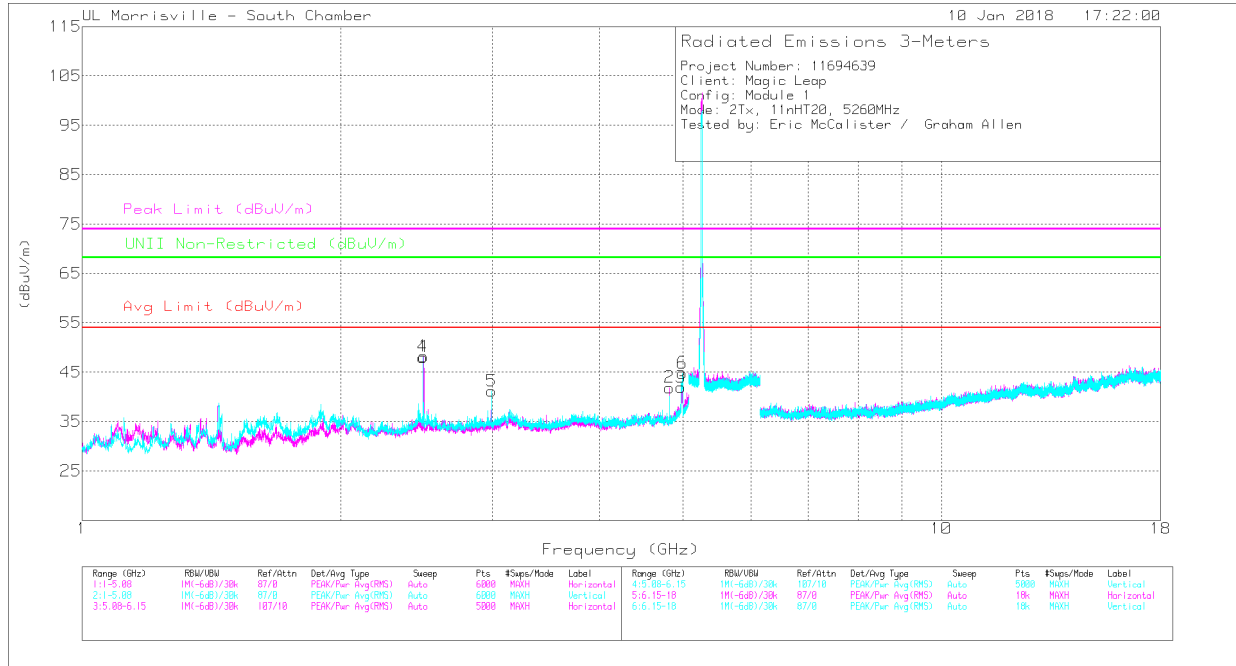
* - indicates frequency in CFR47 Pt 15 / IC RSS-Restricted Band

Pk - Peak detector

RMS - RMS detection

HARMONICS AND SPURIOUS EMISSIONS

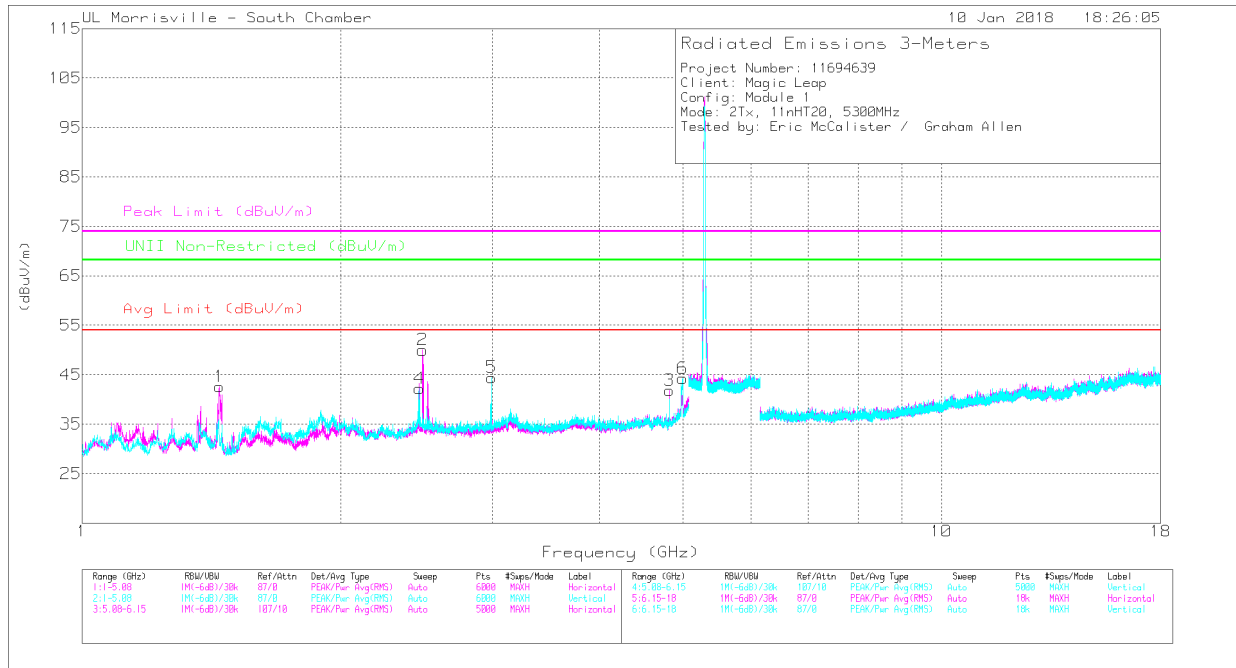
LOW CHANNEL



Marker	Frequency (GHz)	Meter Reading (dBuV)	Det	AT0069 AF (dB/m)	Amp/Cbl/Filtr/Pad (dB)	Corrected Reading (dBuV/m)	Avg Limit (dBuV/m)	Margin (dB)	Peak Limit (dBuV/m)	PK Margin (dB)	UNII Non-Restricted (dBuV/m)	PK Margin (dB)	Azimuth (Degs)	Height (cm)	Polarity
1	* 2.497	59.75	PK-U	32.3	-34	58.05	-	-	74	-15.95	-	-	5	112	H
	* 2.49	33.45	ADR	32.4	-34	31.85	54	-22.15	-	-	-	-	5	112	H
2	* 4.824	42.37	PK-U	34	-30.9	45.47	-	-	74	-28.53	-	-	56	194	H
	* 4.824	36.34	ADR	34	-30.9	39.44	54	-14.56	-	-	-	-	56	194	H
3	* 4.978	45.59	PK-U	34	-29.9	49.69	-	-	74	-24.31	-	-	275	116	H
	* 4.978	30.93	ADR	34	-29.9	35.03	54	-18.97	-	-	-	-	275	116	H
4	* 2.492	61.66	PK-U	32.4	-34	60.06	-	-	74	-13.94	-	-	185	182	V
	* 2.49	34.24	ADR	32.4	-34	32.64	54	-21.36	-	-	-	-	185	182	V
6	* 4.996	49.23	PK-U	34	-30.2	53.03	-	-	74	-20.97	-	-	127	103	V
	* 4.997	34.06	ADR	34	-30.2	37.86	54	-16.14	-	-	-	-	127	103	V
5	2.993	54.99	PK-U	32.9	-33.6	54.29	-	-	-	-	68.2	-13.91	184	127	V

* - indicates frequency in CFR47 Pt 15 / IC RSS-Restricted Band
 PK-U - U-NII: Maximum Peak
 ADR - U-NII AD primary method, RMS average

MID CHANNEL



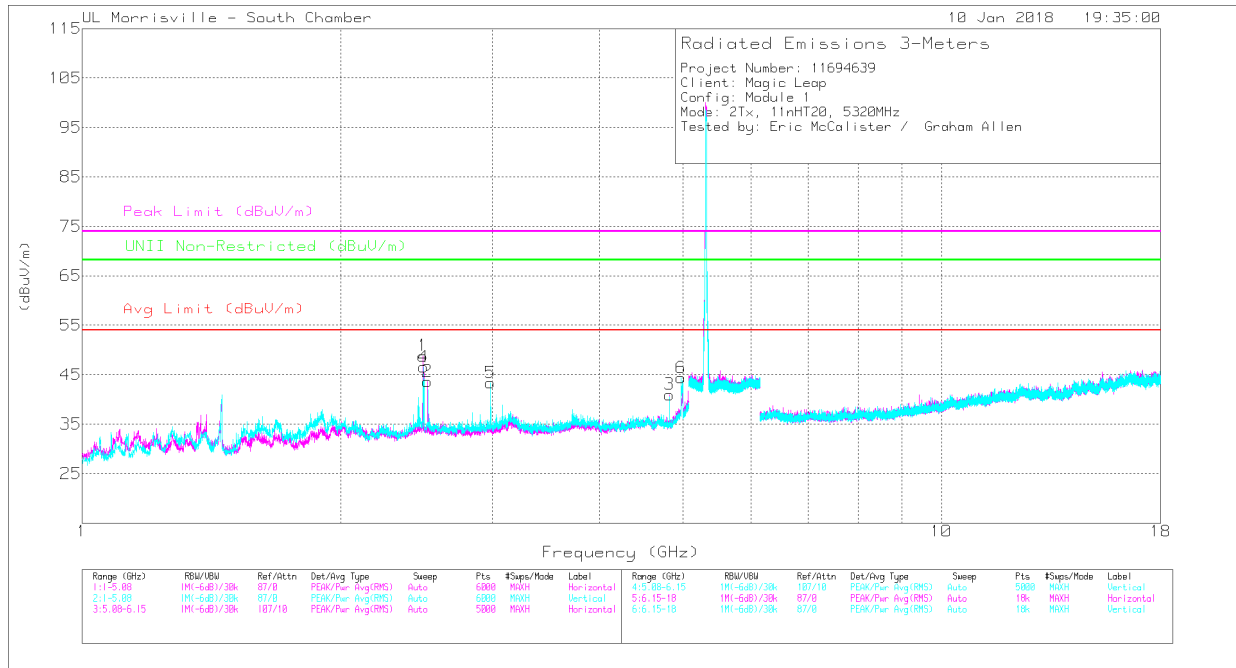
Marker	Frequency (GHz)	Meter Reading (dBuV)	Det	AT0069 AF (dB/m)	Amp/Cbl/Filtr/Pad (dB)	Corrected Reading (dBuV/m)	Avg Limit (dBuV/m)	Margin (dB)	Peak Limit (dBuV/m)	PK Margin (dB)	UNII Non-Restricted (dBuV/m)	PK Margin (dB)	Azimuth (Degs)	Height (cm)	Polarity
1	* 1.444	52.85	PK-U	28.7	-34.9	46.65	-	-	74	-27.35	-	-	290	172	H
	* 1.444	31.62	ADR	28.7	-34.9	25.42	54	-28.58	-	-	-	-	290	172	H
2	* 2.489	58.54	PK-U	32.4	-34.1	56.84	-	-	74	-17.16	-	-	32	269	H
	* 2.49	33.27	ADR	32.4	-34	31.67	54	-22.33	-	-	-	-	32	269	H
3	* 4.824	44.3	PK-U	34	-30.9	47.4	-	-	74	-26.6	-	-	53	109	H
	* 4.824	37.64	ADR	34	-30.9	40.74	54	-13.26	-	-	-	-	53	109	H
6	* 4.997	43.69	PK-U	34	-30.2	47.49	-	-	74	-26.51	-	-	1	101	V
	* 4.998	29.86	ADR	34	-30.2	33.66	54	-20.34	-	-	-	-	1	101	V
4	2.468	55.31	PK-U	32.4	-34	53.71	-	-	-	-	68.2	-14.49	228	198	V
5	2.993	52.06	PK-U	32.9	-33.6	51.36	-	-	-	-	68.2	-16.84	104	115	V

* - indicates frequency in CFR47 Pt 15 / IC RSS-Restricted Band

PK-U - U-NII: Maximum Peak

ADR - U-NII AD primary method, RMS average

HIGH CHANNEL



Marker	Frequency (GHz)	Meter Reading (dBuV)	Det	AT0069 AF (dB/m)	Amp/Cbl/Filtr/Pad (dB)	Corrected Reading (dBuV/m)	Avg Limit (dBuV/m)	Margin (dB)	Peak Limit (dBuV/m)	PK Margin (dB)	UNII Non-Restricted (dBuV/m)	PK Margin (dB)	Azimuth (Degs)	Height (cm)	Polarity
1	* 2.489	59.96	PK-U	32.4	-34.1	58.26	-	-	74	-15.74	-	-	193	159	H
	* 2.489	34.01	ADR	32.4	-34.1	32.31	54	-21.69	-	-	-	-	193	159	H
3	* 4.824	43.39	PK-U	34	-30.9	46.49	-	-	74	-27.51	-	-	268	223	H
	* 4.824	37.41	ADR	34	-30.9	40.51	54	-13.49	-	-	-	-	268	223	H
2	2.525	52.77	PK-U	32.3	-34	51.07	-	-	-	-	68.2	-17.13	357	128	H
4	* 2.496	61.21	PK-U	32.4	-34	59.61	-	-	74	-14.39	-	-	158	119	V
	* 2.492	35.66	ADR	32.4	-34	34.06	54	-19.94	-	-	-	-	158	119	V
6	* 4.977	47.56	PK-U	34	-29.9	51.66	-	-	74	-22.34	-	-	324	114	V
	* 4.978	32.17	ADR	34	-29.9	36.27	54	-17.73	-	-	-	-	324	114	V
5	2.988	55.07	PK-U	32.9	-33.6	54.37	-	-	-	-	68.2	-13.83	121	104	V

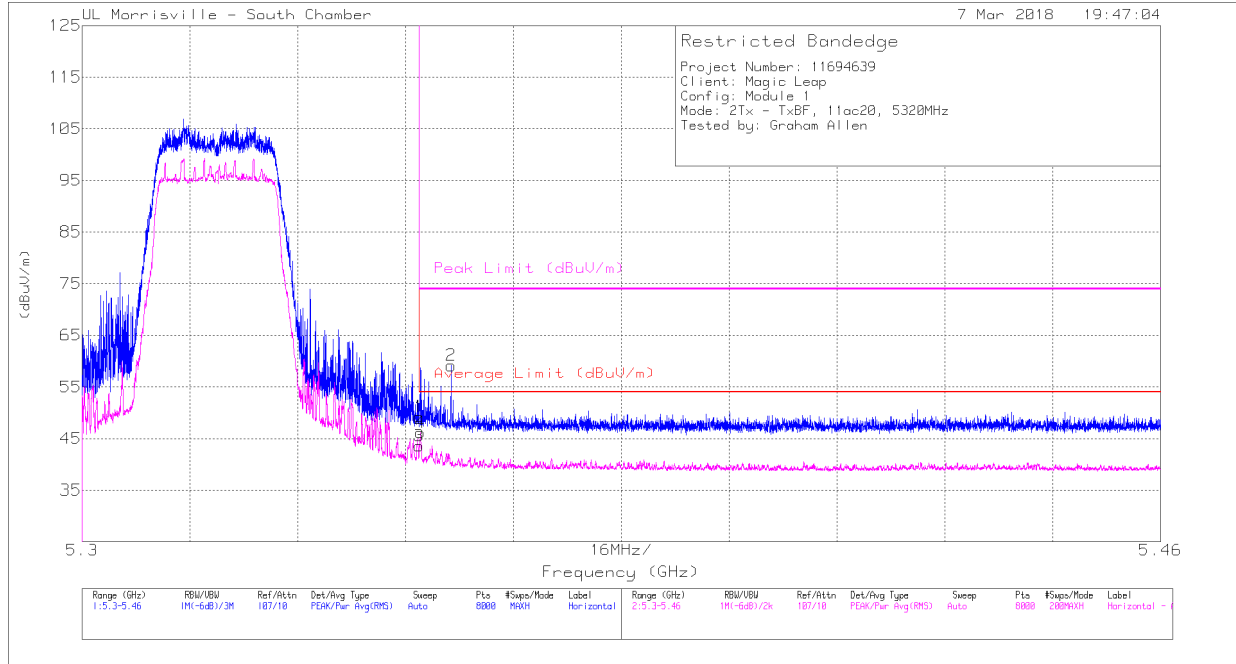
* - indicates frequency in CFR47 Pt 15 / IC RSS-Restricted Band

PK-U - U-NII: Maximum Peak

ADR - U-NII AD primary method, RMS average

10.2.8. TX ABOVE 1 GHz 802.11ac VHT20 MODE, 5.3 GHz BAND – MODULE 1, MIMO TxBF

AUTHORIZED BANDEGE (HIGH CHANNEL) HORIZONTAL



Marker	Frequency (GHz)	Meter Reading (dBuV)	Det	AT0069 AF (dB/m)	Amp/Cbl/Filtr/Pad (dB)	Corrected Reading (dBuV/m)	Average Limit (dBuV/m)	Margin (dB)	Peak Limit (dBuV/m)	PK Margin (dB)	Azimuth (Degs)	Height (cm)	Polarity
1	*** 5.35	37.92	Pk	34.4	-23.1	49.22	-	-	74	-24.78	150	186	H
2	*** 5.355	47.94	Pk	34.4	-23.2	59.14	-	-	74	-14.86	150	186	H
3	*** 5.35	32.3	V1TR	34.4	-23.1	43.6	54	-10.4	-	-	150	186	H
4	*** 5.35	34.88	V1TR	34.4	-23.1	46.18	54	-7.82	-	-	150	186	H

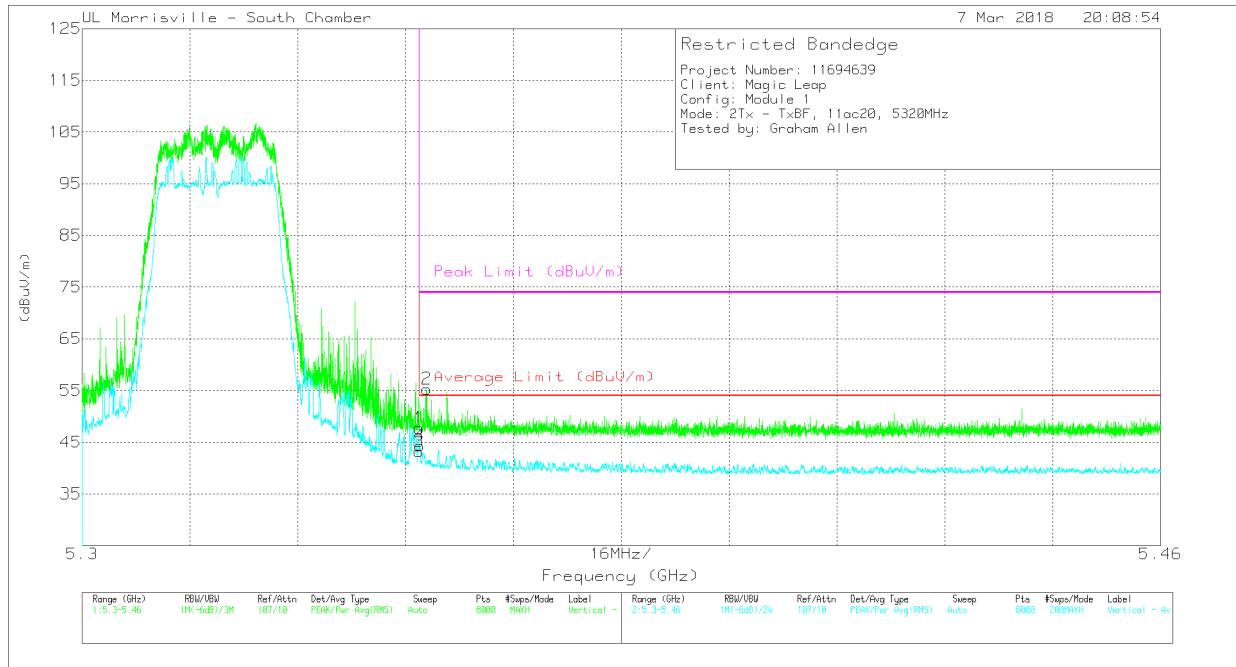
* - indicates frequency in CFR47 Pt 15 / IC RSS-Restricted Band

** - indicates frequency in Taiwan NCC LP0002 Restricted Band

Pk - Peak detector

V1TR - U-NII: VB=1/Ton, RMS Average where: Ton is packet duration

AUTHORIZED BANDEDGE (HIGH CHANNEL) VERTICAL



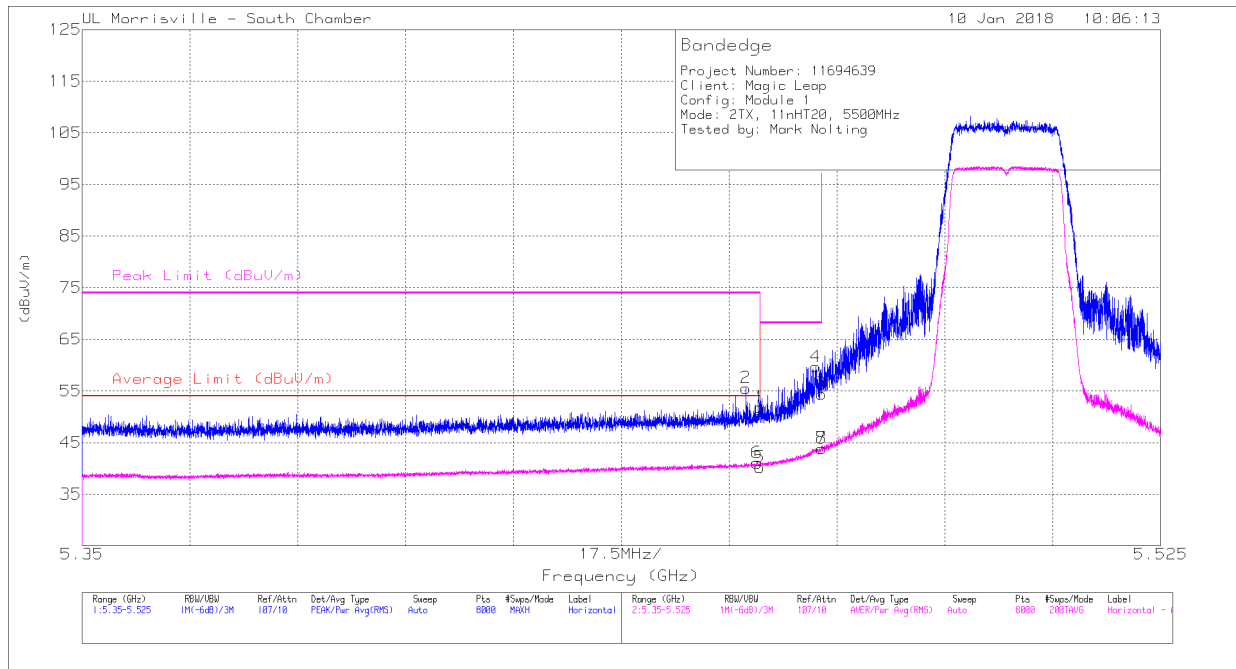
Marker	Frequency (GHz)	Meter Reading (dBuV)	Det	AT0069 AF (dB/m)	Amp/Cbl/Filtr/Pad (dB)	Corrected Reading (dBuV/m)	Average Limit (dBuV/m)	Margin (dB)	Peak Limit (dBuV/m)	PK Margin (dB)	Azimuth (Degs)	Height (cm)	Polarity
1	*** 5.35	36.41	Pk	34.4	-23.1	47.71	-	-	74	-26.29	189	172	V
3	*** 5.35	31.9	V1TR	34.4	-23.1	43.2	54	-10.8	-	-	189	172	V
4	*** 5.35	33.02	V1TR	34.4	-23.1	44.32	54	-9.68	-	-	189	172	V
2	*** 5.351	44.01	Pk	34.4	-23.1	55.31	-	-	74	-18.69	189	172	V

* - indicates frequency in CFR47 Pt 15 / IC RSS-Restricted Band
 ** - indicates frequency in Taiwan NCC LP0002 Restricted Band
 Pk - Peak detector
 V1TR - U-NII: VB=1/Ton, RMS Average where: Ton is packet duration

Note - Transmit beamforming only supported by 802.11n and 802.11ac modes. The router was investigated at different θ s around the EUT. It was determined that there was <3dB delta in position. The router was then placed behind the receiving antenna. Transmit beamforming spot check scans were taken and this showed little to no variation from 802.11n/ac MIMO SDM spurious scans. Therefore, 802.11n/ac MIMO SDM spurious data is used to represent 802.11nHT20/nHT40 and 802.11ac VHT80 transmit beamforming. For transmit beamforming testing 802.11ac VHT20 and VHT40 were tested to cover 802.11n HT20 and HT40.

10.2.9. TX ABOVE 1 GHz 802.11n HT20 MODE, 5.6 GHz BAND – MODULE 1, MIMO SDM

RESTRICTED BANDEDGE (LOW CHANNEL) HORIZONTAL



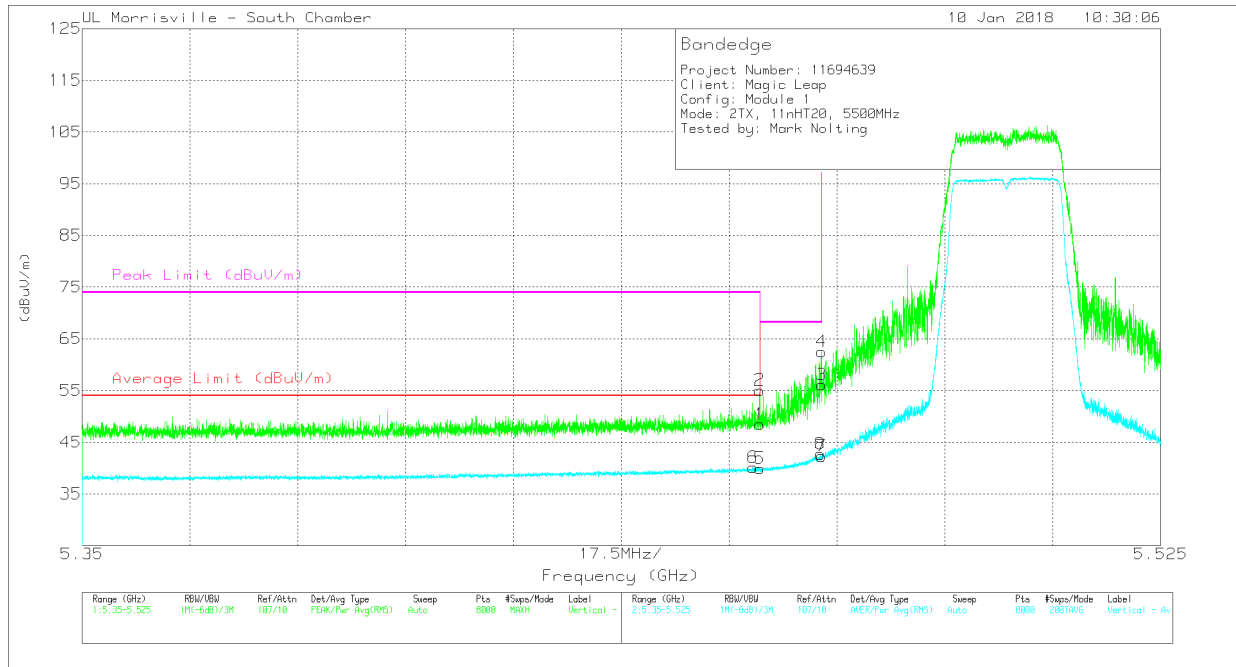
Marker	Frequency (GHz)	Meter Reading (dBuV)	Det	AT0069 AF (dB/m)	Amp/Cbl/Filtr/Pad (dB)	Corrected Reading (dBuV/m)	Average Limit (dBuV/m)	Margin (dB)	Peak Limit (dBuV/m)	PK Margin (dB)	Azimuth (Degs)	Height (cm)	Polarity
1	* 5.46	40.95	Pk	34.5	-23.6	51.85	-	-	74	-22.15	159	162	H
2	* 5.458	44.67	Pk	34.5	-23.6	55.57	-	-	74	-18.43	159	162	H
5	* 5.46	29.32	RMS	34.5	-23.6	40.22	54	-13.78	-	-	159	162	H
6	* 5.46	30.18	RMS	34.5	-23.6	41.08	54	-12.92	-	-	159	162	H
4	5.469	48.79	Pk	34.5	-23.6	59.69	-	-	68.2	-8.51	159	162	H
3	5.47	43.56	Pk	34.5	-23.6	54.46	-	-	68.2	-13.74	159	162	H
7	5.47	32.97	RMS	34.5	-23.6	43.87	-	-	-	-	159	162	H
8	5.47	32.98	RMS	34.5	-23.6	43.88	-	-	-	-	159	162	H

* - indicates frequency in CFR47 Pt 15 / IC RSS-Restricted Band

Pk - Peak detector

RMS - RMS detection

RESTRICTED BANDEDGE (LOW CHANNEL) VERTICAL



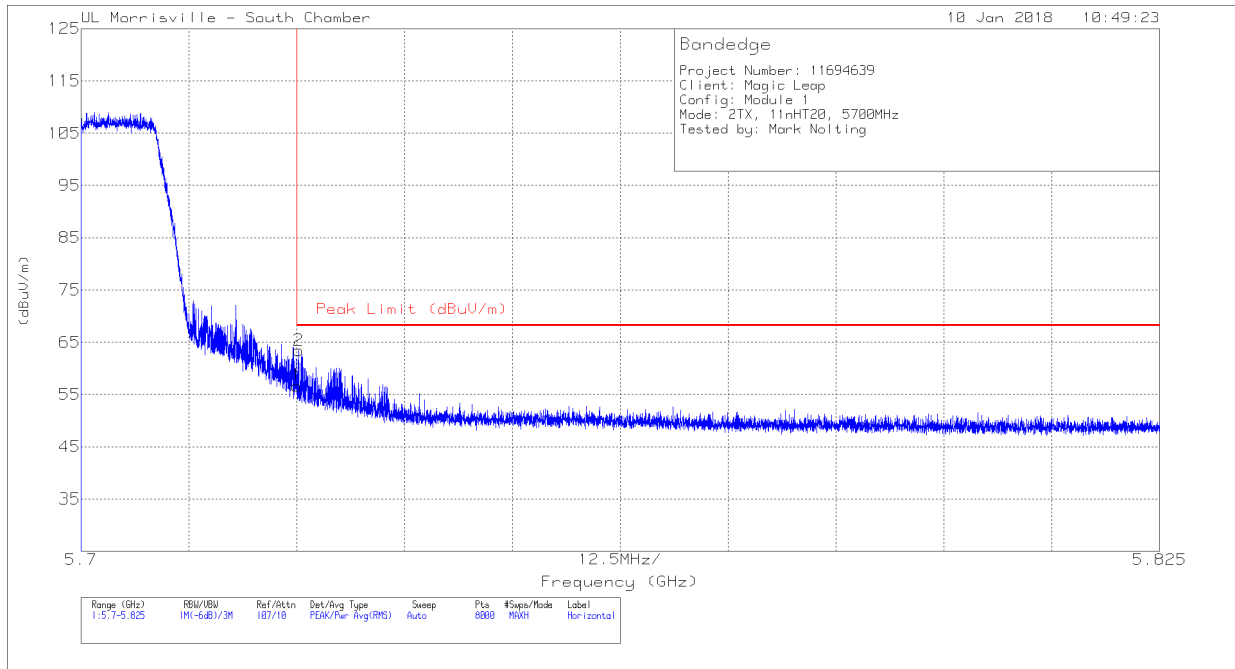
Marker	Frequency (GHz)	Meter Reading (dBuV)	Det	AT0069 AF (dB/m)	Amp/Cbl/Filtr/Pad (dB)	Corrected Reading (dBuV/m)	Average Limit (dBuV/m)	Margin (dB)	Peak Limit (dBuV/m)	PK Margin (dB)	Azimuth (Degs)	Height (cm)	Polarity
6	* 5.459	29.27	RMS	34.5	-23.6	40.17	54	-13.83	-	-	233	253	V
1	* 5.46	37.6	Pk	34.5	-23.6	48.5	-	-	74	-25.5	233	253	V
2	* 5.46	44.17	Pk	34.5	-23.6	55.07	-	-	74	-18.93	233	253	V
5	* 5.46	29.03	RMS	34.5	-23.6	39.93	54	-14.07	-	-	233	253	V
3	5.47	45.24	Pk	34.5	-23.6	56.14	-	-	68.2	-12.06	233	253	V
4	5.47	51.61	Pk	34.5	-23.6	62.51	-	-	68.2	-5.69	233	253	V
7	5.47	31.41	RMS	34.5	-23.6	42.31	-	-	-	-	233	253	V
8	5.47	31.78	RMS	34.5	-23.6	42.68	-	-	-	-	233	253	V

* - indicates frequency in CFR47 Pt 15 / IC RSS-Restricted Band

Pk - Peak detector

RMS - RMS detection

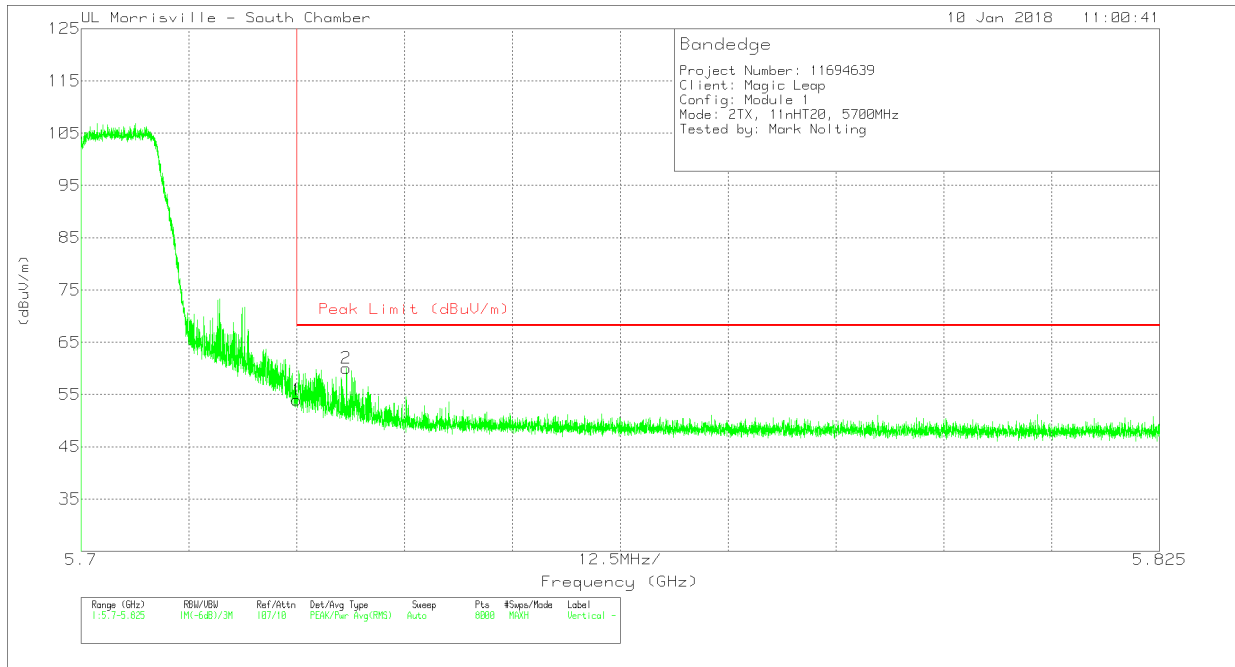
AUTHORIZED BANDEDGE (HIGH CHANNEL) HORIZONTAL



Marker	Frequency (GHz)	Meter Reading (dBuV)	Det	AT0069 AF (dB/m)	Amp/Cbl/Filtr/Pad (dB)	Corrected Reading (dBuV/m)	Peak Limit (dBuV/m)	PK Margin (dB)	Azimuth (Degs)	Height (cm)	Polarity
1	5.725	45.58	Pk	34.6	-23.5	56.68	68.2	-11.52	255	170	H
2	5.725	52.29	Pk	34.6	-23.5	63.39	68.2	-4.81	255	170	H

Pk - Peak detector

AUTHORIZED BANDEDGE (HIGH CHANNEL) VERTICAL

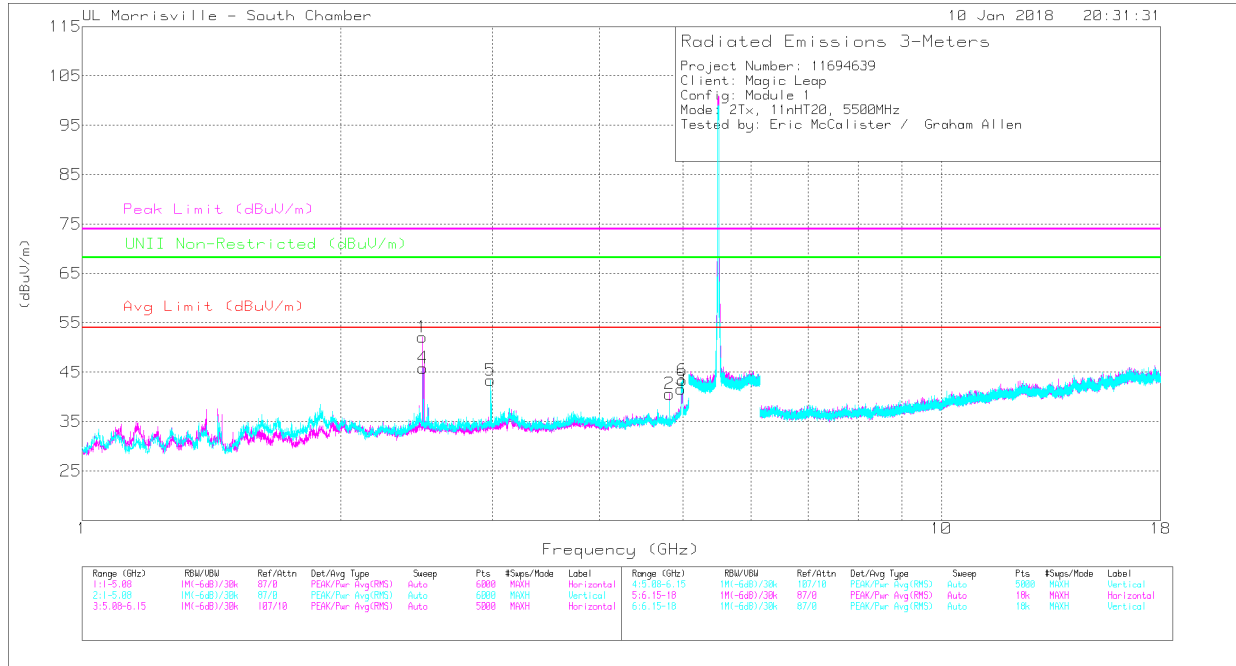


Marker	Frequency (GHz)	Meter Reading (dBuV)	Det	AT0069 AF (dB/m)	Amp/Cbl/Filtr/Pad (dB)	Corrected Reading (dBuV/m)	Peak Limit (dBuV/m)	PK Margin (dB)	Azimuth (Degs)	Height (cm)	Polarity
1	5.725	42.82	Pk	34.6	-23.5	53.92	68.2	-14.28	241	270	V
2	5.731	48.85	Pk	34.6	-23.4	60.05	68.2	-8.15	241	270	V

Pk - Peak detector

HARMONICS AND SPURIOUS EMISSIONS

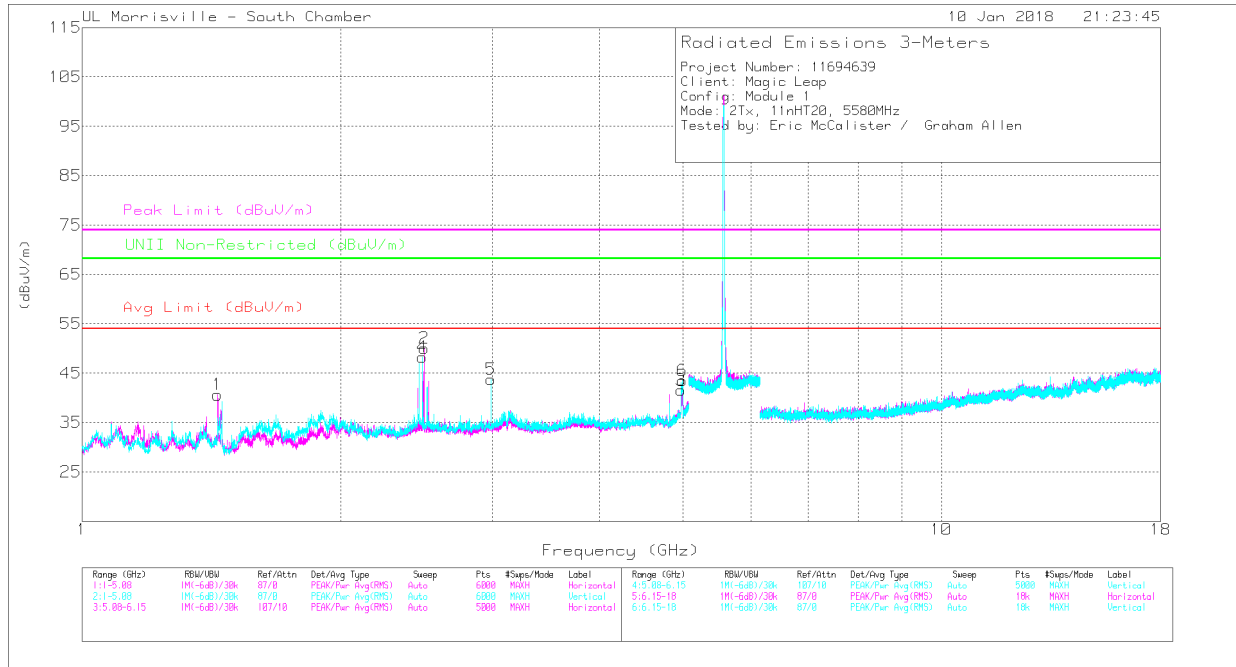
LOW CHANNEL



Marker	Frequency (GHz)	Meter Reading (dBuV)	Det	AT0069 AF (dB/m)	Amp/Cbl/Filtr/Pad (dB)	Corrected Reading (dBuV/m)	Avg Limit (dBuV/m)	Margin (dB)	Peak Limit (dBuV/m)	PK Margin (dB)	UNII Non-Restricted (dBuV/m)	PK Margin (dB)	Azimuth (Degs)	Height (cm)	Polarity
1	* 2.49	55.9	PK-U	32.4	-34.1	54.2	-	-	74	-19.8	-	-	360	114	H
	* 2.489	32.08	ADR	32.4	-34.1	30.38	54	-23.62	-	-	-	-	360	114	H
2	* 4.824	42.45	PK-U	34	-30.9	45.55	-	-	74	-28.45	-	-	46	112	H
	* 4.824	36.09	ADR	34	-30.9	39.19	54	-14.81	-	-	-	-	46	112	H
3	* 4.978	45.27	PK-U	34	-29.9	49.37	-	-	74	-24.63	-	-	276	111	H
	* 4.979	30.55	ADR	34	-30	34.55	54	-19.45	-	-	-	-	276	111	H
4	* 2.489	60.8	PK-U	32.4	-34.1	59.1	-	-	74	-14.9	-	-	223	350	V
	* 2.491	35.11	ADR	32.4	-34	33.51	54	-20.49	-	-	-	-	223	350	V
6	* 5	48.63	PK-U	34	-30.2	52.43	-	-	74	-21.57	-	-	123	101	V
	* 4.997	33.04	ADR	34	-30.2	36.84	54	-17.16	-	-	-	-	123	101	V
5	2.988	51.7	PK-U	32.9	-33.6	51	-	-	-	-	68.2	-17.2	179	215	V

* - indicates frequency in CFR47 Pt 15 / IC RSS-Restricted Band
 PK-U - U-NII: Maximum Peak
 ADR - U-NII AD primary method, RMS average

MID CHANNEL



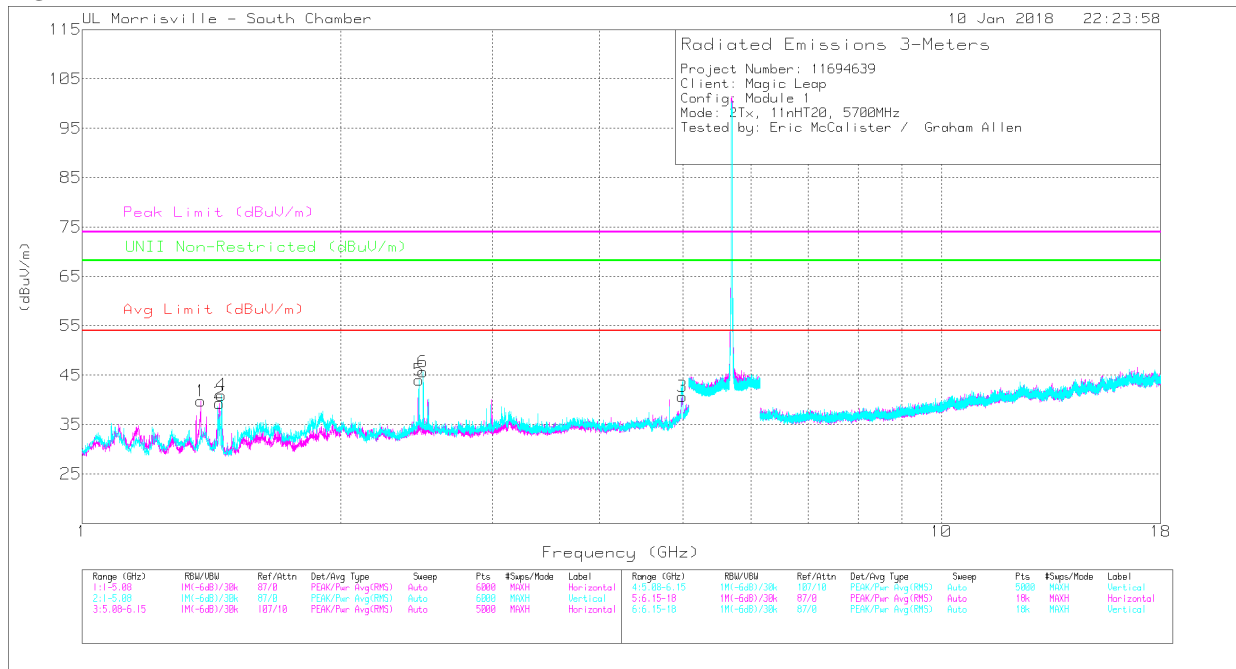
Marker	Frequency (GHz)	Meter Reading (dBuV)	Det	AT0069 AF (dB/m)	Amp/Cbl/Filtr/Pad (dB)	Corrected Reading (dBuV/m)	Avg Limit (dBuV/m)	Margin (dB)	Peak Limit (dBuV/m)	PK Margin (dB)	UNII Non-Restricted (dBuV/m)	PK Margin (dB)	Azimuth (Degs)	Height (cm)	Polarity
1	* 1.437	54.29	PK-U	28.7	-34.9	48.09	-	-	74	-25.91	-	-	296	302	H
	* 1.437	33.2	ADR	28.7	-34.9	27	54	-27	-	-	-	-	296	302	H
2	* 2.495	59.07	PK-U	32.4	-34	57.47	-	-	74	-16.53	-	-	42	175	H
	* 2.499	33.35	ADR	32.3	-34	31.65	54	-22.35	-	-	-	-	42	175	H
3	* 4.977	45.8	PK-U	34	-29.9	49.9	-	-	74	-24.1	-	-	270	110	H
	* 4.978	31.02	ADR	34	-29.9	35.12	54	-18.88	-	-	-	-	270	110	H
4	* 2.49	61.65	PK-U	32.4	-34	60.05	-	-	74	-13.95	-	-	217	132	V
	* 2.489	34.52	ADR	32.4	-34.1	32.82	54	-21.18	-	-	-	-	217	132	V
6	* 4.999	48.15	PK-U	34	-30.2	51.95	-	-	74	-22.05	-	-	129	228	V
	* 4.998	32.86	ADR	34	-30.2	36.66	54	-17.34	-	-	-	-	129	228	V
5	2.99	49.94	PK-U	32.9	-33.6	49.24	-	-	-	-	68.2	-18.96	308	141	V

* - indicates frequency in CFR47 Pt 15 / IC RSS-Restricted Band

PK-U - U-NII: Maximum Peak

ADR - U-NII AD primary method, RMS average

HIGH CHANNEL



Marker	Frequency (GHz)	Meter Reading (dBuV)	Det	AT0069 AF (dB/m)	Amp/Cbl/Filtr/Pad (dB)	Corrected Reading (dBuV/m)	Avg Limit (dBuV/m)	Margin (dB)	Peak Limit (dBuV/m)	PK Margin (dB)	UNII Non-Restricted (dBuV/m)	PK Margin (dB)	Azimuth (Degs)	Height (cm)	Polarity
1	* 1.374	49.95	PK-U	28.9	-34.7	44.15	-	-	74	-29.85	-	-	43	155	H
	* 1.375	31.9	ADR	28.9	-34.7	26.1	54	-27.9	-	-	-	-	43	155	H
2	* 1.447	54.24	PK-U	28.7	-35	47.94	-	-	74	-26.06	-	-	350	187	H
	* 1.444	34.38	ADR	28.7	-34.9	28.18	54	-25.82	-	-	-	-	350	187	H
3	* 4.998	46.17	PK-U	34	-30.2	49.97	-	-	74	-24.03	-	-	270	104	H
	* 4.998	31.48	ADR	34	-30.2	35.28	54	-18.72	-	-	-	-	270	104	H
4	* 1.455	53.72	PK-U	28.6	-35	47.32	-	-	74	-26.68	-	-	221	276	V
	* 1.452	32.04	ADR	28.7	-35	25.74	54	-28.26	-	-	-	-	221	276	V
6	* 2.489	62	PK-U	32.4	-34.1	60.3	-	-	74	-13.7	-	-	220	353	V
	* 2.489	35.46	ADR	32.4	-34.1	33.76	54	-20.24	-	-	-	-	220	353	V
5	2.467	54.75	PK-U	32.4	-34	53.15	-	-	-	-	68.2	-15.05	216	286	V

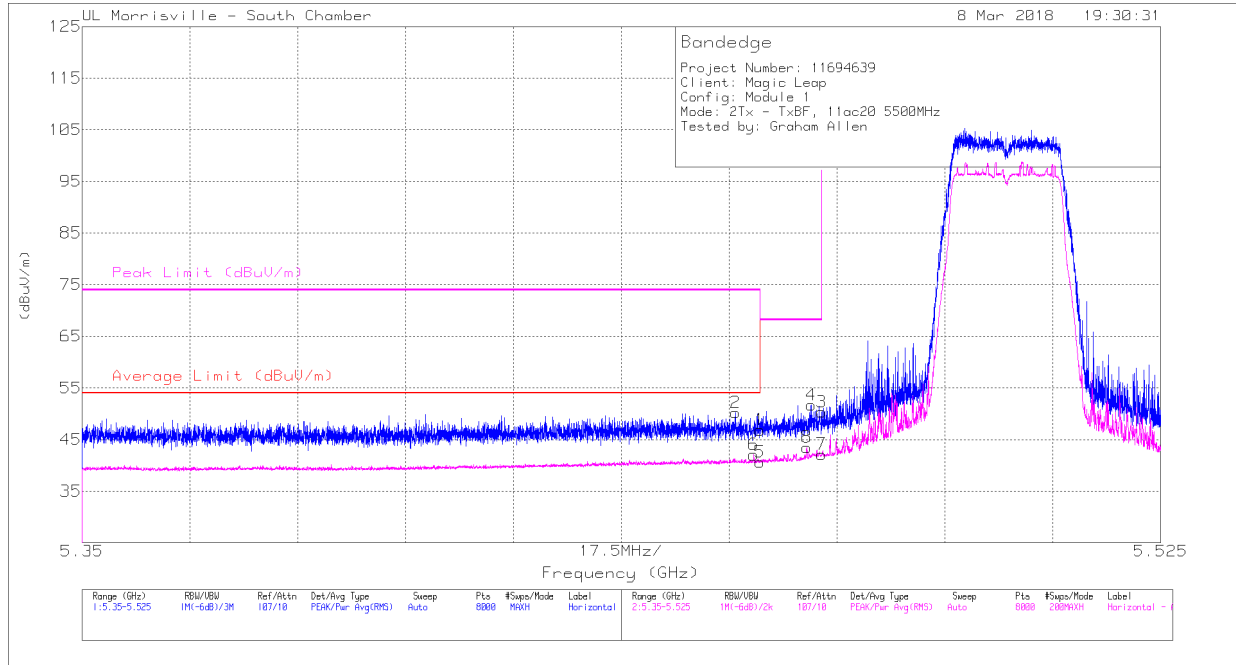
* - indicates frequency in CFR47 Pt 15 / IC RSS-Restricted Band

PK-U - U-NII: Maximum Peak

ADR - U-NII AD primary method, RMS average

10.2.10. TX ABOVE 1 GHz 802.11ac VHT20 MODE, 5.6 GHz BAND – MODULE 1, MIMO TxBF

RESTRICTED BANDEDGE (LOW CHANNEL) HORIZONTAL



Marker	Frequency (GHz)	Meter Reading (dBuV)	Det	AT0069 AF (dB/m)	Amp/Cbl/Filtr/Pad (dB)	Corrected Reading (dBuV/m)	Average Limit (dBuV/m)	Margin (dB)	Peak Limit (dBuV/m)	PK Margin (dB)	Azimuth (Degs)	Height (cm)	Polarity
1	* ** 5.46	35.95	Pk	34.5	-23.6	46.85	-	-	74	-27.15	151	179	H
2	* ** 5.456	39.28	Pk	34.5	-23.6	50.18	-	-	74	-23.82	151	179	H
5	* ** 5.46	29.74	V1TR	34.5	-23.6	40.64	54	-13.36	-	-	151	179	H
6	* ** 5.459	31.16	V1TR	34.5	-23.6	42.06	54	-11.94	-	-	151	179	H
4	5.468	40.8	Pk	34.5	-23.6	51.7	-	-	68.2	-16.5	151	179	H
8	5.468	32.61	V1TR	34.5	-23.6	43.51	-	-	-	-	151	179	H
3	5.47	39.41	Pk	34.5	-23.6	50.31	-	-	68.2	-17.89	151	179	H
7	5.47	31.25	V1TR	34.5	-23.6	42.15	-	-	-	-	151	179	H

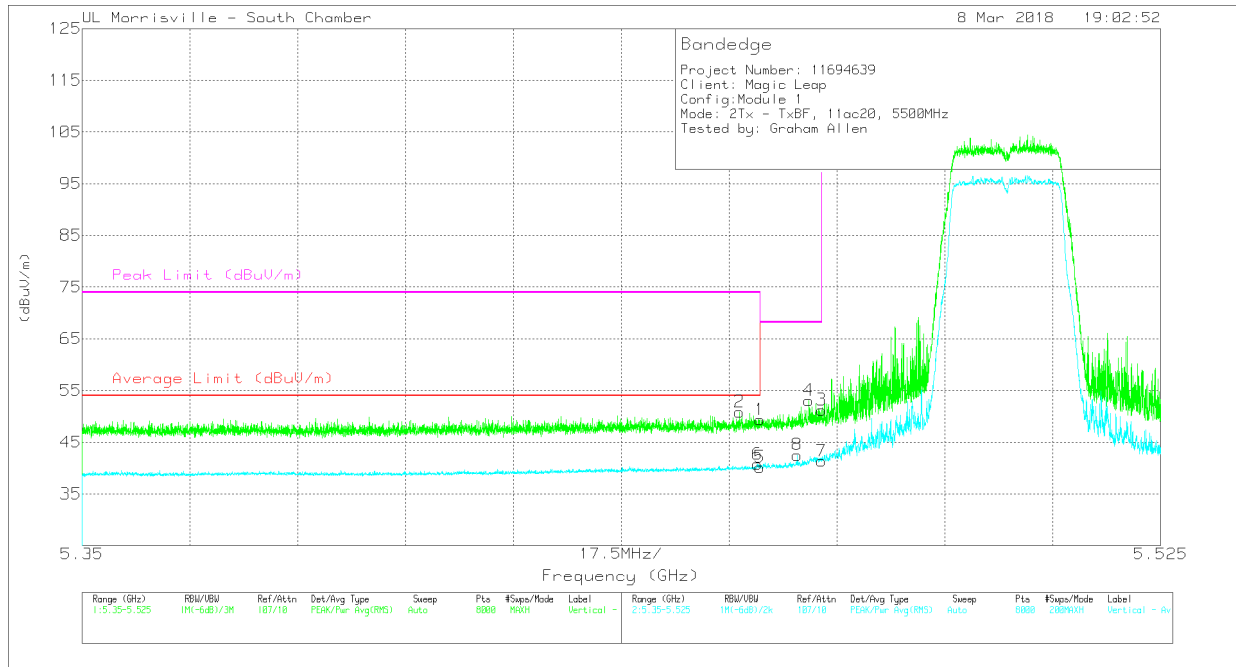
* - indicates frequency in CFR47 Pt 15 / IC RSS-Restricted Band

** - indicates frequency in Taiwan NCC LP0002 Restricted Band

Pk - Peak detector

V1TR - U-NII: VB=1/Ton, RMS Average where: Ton is packet duration

RESTRICTED BANDEGE (LOW CHANNEL) VERTICAL



Marker	Frequency (GHz)	Meter Reading (dBuV)	Det	AT0069 AF (dB/m)	Amp/Cbl/Filtr/Pad (dB)	Corrected Reading (dBuV/m)	Average Limit (dBuV/m)	Margin (dB)	Peak Limit (dBuV/m)	PK Margin (dB)	Azimuth (Degs)	Height (cm)	Polarity
1	*** 5.46	38.49	Pk	34.5	-23.6	49.39	-	-	74	-24.61	256	221	V
2	*** 5.457	39.97	Pk	34.5	-23.6	50.87	-	-	74	-23.13	256	221	V
5	*** 5.46	29.28	V1TR	34.5	-23.6	40.18	54	-13.82	-	-	256	220	V
6	*** 5.46	29.86	V1TR	34.5	-23.6	40.76	54	-13.24	-	-	256	220	V
8	5.466	31.64	V1TR	34.5	-23.6	42.54	-	-	-	-	256	220	V
4	5.468	42.19	Pk	34.5	-23.6	53.09	-	-	68.2	-15.11	256	221	V
3	5.47	40.35	Pk	34.5	-23.6	51.25	-	-	68.2	-16.95	256	221	V
7	5.47	30.47	V1TR	34.5	-23.6	41.37	-	-	-	-	256	220	V

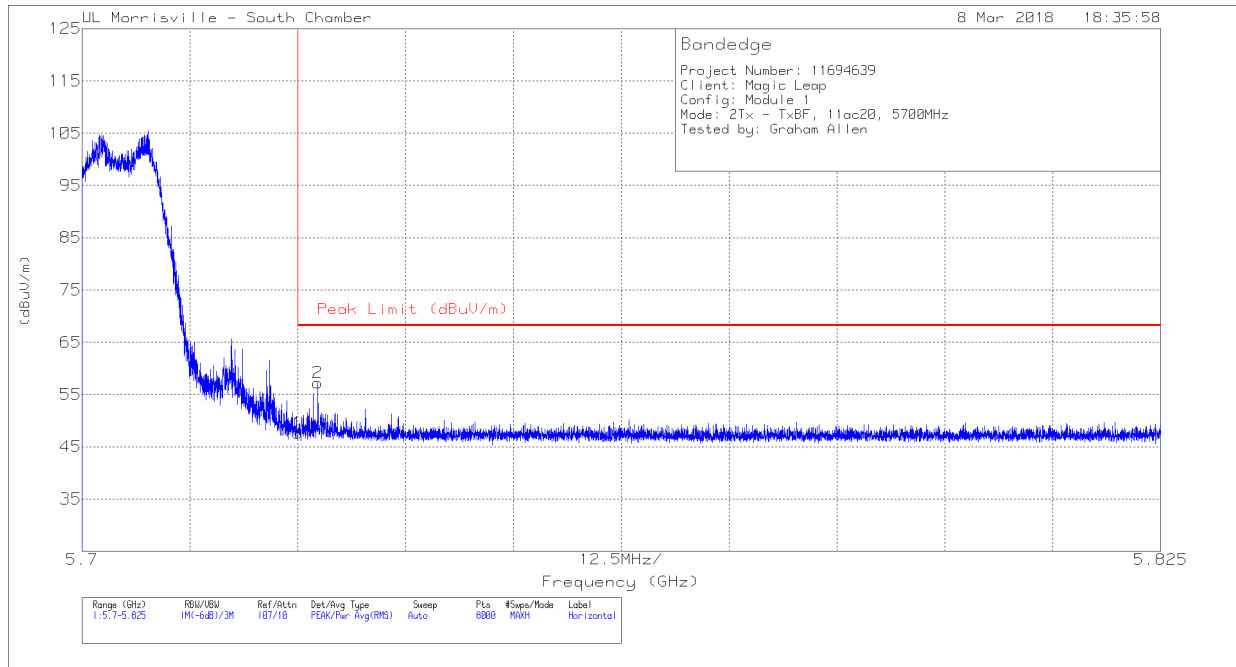
* - indicates frequency in CFR47 Pt 15 / IC RSS-Restricted Band

** - indicates frequency in Taiwan NCC LP0002 Restricted Band

Pk - Peak detector

V1TR - U-NII: VB=1/Ton, RMS Average where: Ton is packet duration

AUTHORIZED BANDEDGE (HIGH CHANNEL) HORIZONTAL



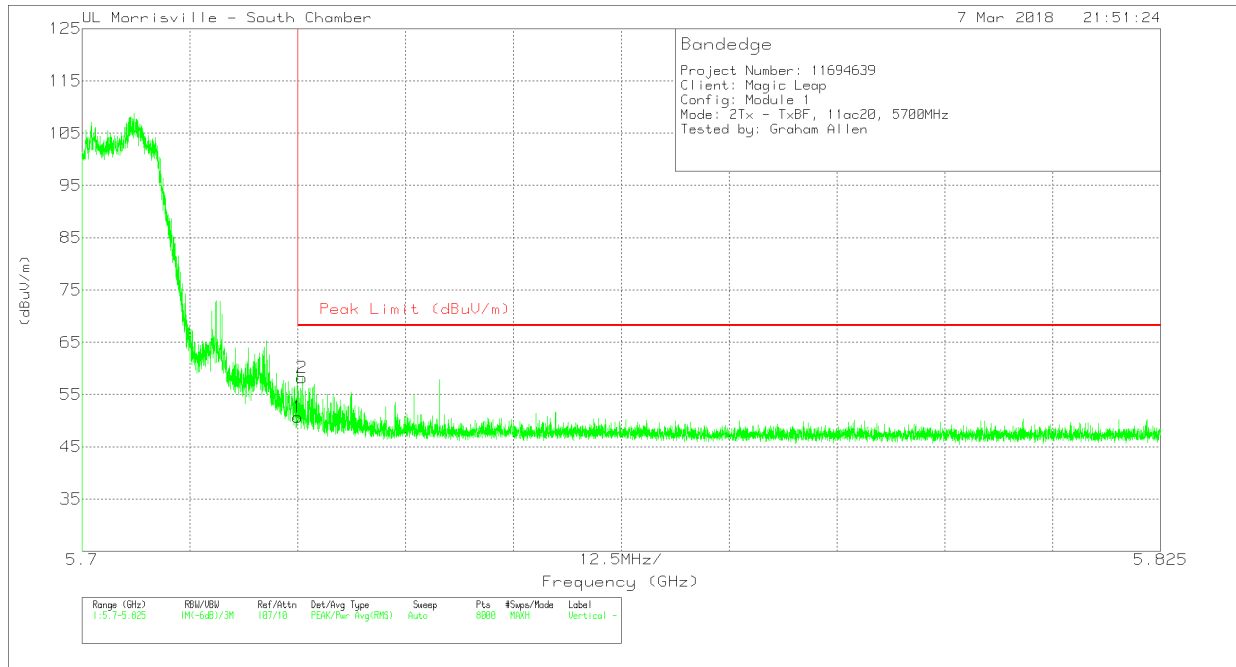
Marker	Frequency (GHz)	Meter Reading (dBuV)	Det	AT0069 AF (dB/m)	Amp/Cbl/Filtr/Pad (dB)	Corrected Reading (dBuV/m)	Peak Limit (dBuV/m)	PK Margin (dB)	Azimuth (Degs)	Height (cm)	Polarity
1	5.725	36.49	Pk	34.6	-23.5	47.59	68.2	-20.61	267	162	H
2	5.727	46.15	Pk	34.6	-23.5	57.25	68.2	-10.95	267	162	H

* - indicates frequency in CFR47 Pt 15 / IC RSS-Restricted Band

** - indicates frequency in Taiwan NCC LP0002 Restricted Band

Pk - Peak detector

AUTHORIZED BANDEDGE (HIGH CHANNEL) VERTICAL



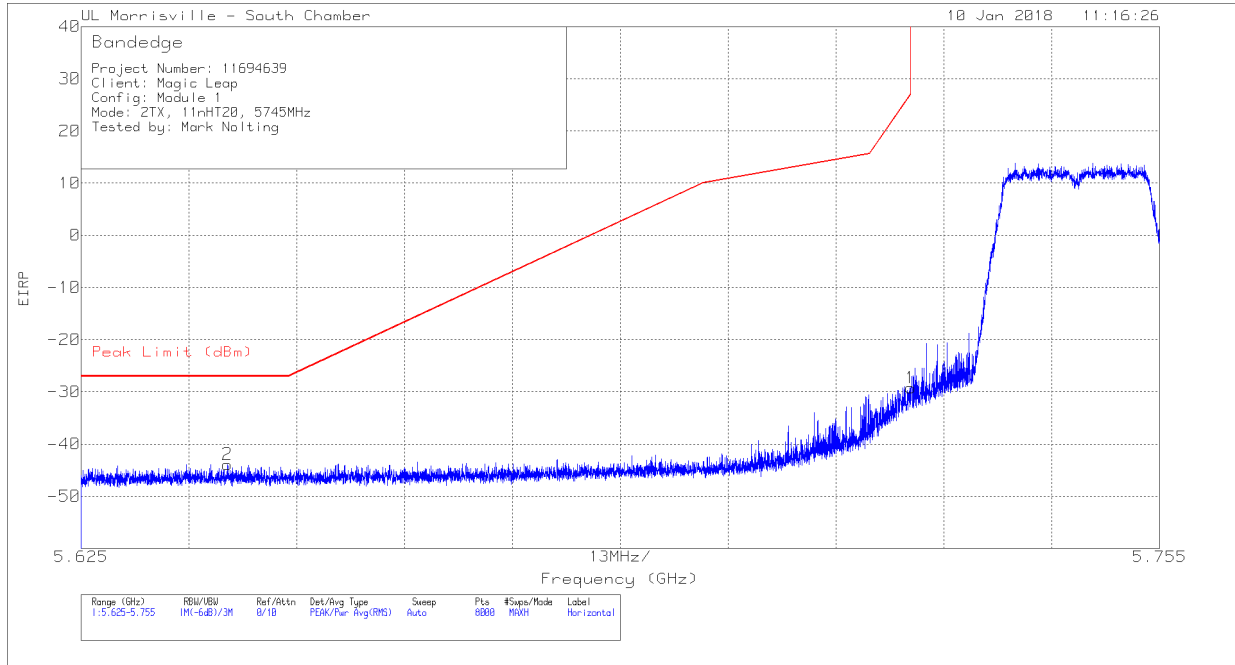
Marker	Frequency (GHz)	Meter Reading (dBuV)	Det	AT0069 AF (dB/m)	Amp/Cbl/Filtr/Pad (dB)	Corrected Reading (dBuV/m)	Peak Limit (dBuV/m)	PK Margin (dB)	Azimuth (Degs)	Height (cm)	Polarity
1	5.725	39.59	Pk	34.6	-23.5	50.69	68.2	-17.51	195	171	V
2	5.725	47.09	Pk	34.6	-23.5	58.19	68.2	-10.01	195	171	V

* - indicates frequency in CFR47 Pt 15 / IC RSS-Restricted Band
 ** - indicates frequency in Taiwan NCC LP0002 Restricted Band
 Pk - Peak detector

Note - Transmit beamforming only supported by 802.11n and 802.11ac modes. The router was investigated at different θ s around the EUT. It was determined that there was <3dB delta in position. The router was then placed behind the receiving antenna. Transmit beamforming spot check scans were taken and this showed little to no variation from 802.11n/ac MIMO SDM spurious scans. Therefore, 802.11n/ac MIMO SDM spurious data is used to represent 802.11nHT20/nHT40 and 802.11ac VHT80 transmit beamforming. For transmit beamforming testing 802.11ac VHT20 and VHT40 were tested to cover 802.11n HT20 and HT40.

**10.2.11. TX ABOVE 1 GHz 802.11n HT20 MODE, 5.8 GHz BAND – MODULE 1, MIMO
 SDM**

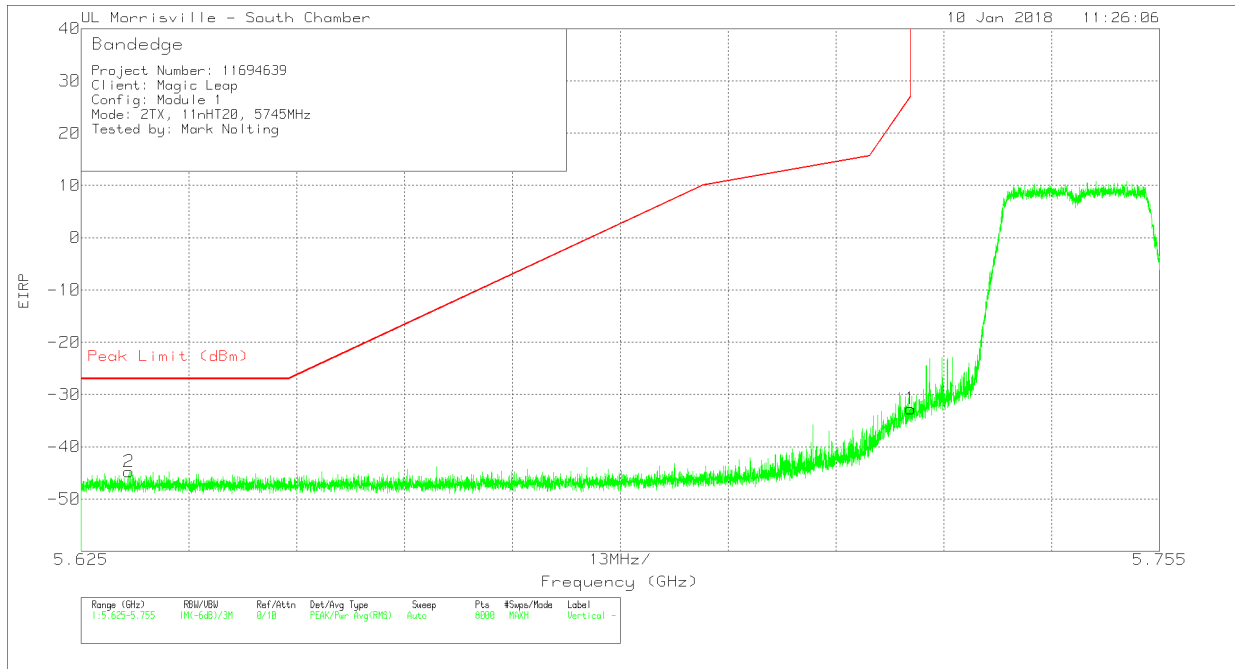
RESTRICTED BANDEDGE (LOW CHANNEL) HORIZONTAL



Marker	Frequency (GHz)	Meter Reading (dBm)	Det	AT0069 AF (dB/m)	Amp/Cbl/Filtr/Pad (dB)	Conversion Factor (dB)	Corrected Reading EIRP	Peak Limit (dBm)	PK Margin (dB)	Azimuth (Degs)	Height (cm)	Polarity
2	5.643	-66.7	Pk	34.6	-23.6	11.8	-43.9	-27	-16.9	255	172	H
1	5.725	-52.17	Pk	34.6	-23.5	11.8	-29.27	27	-56.27	255	172	H

Pk - Peak detector

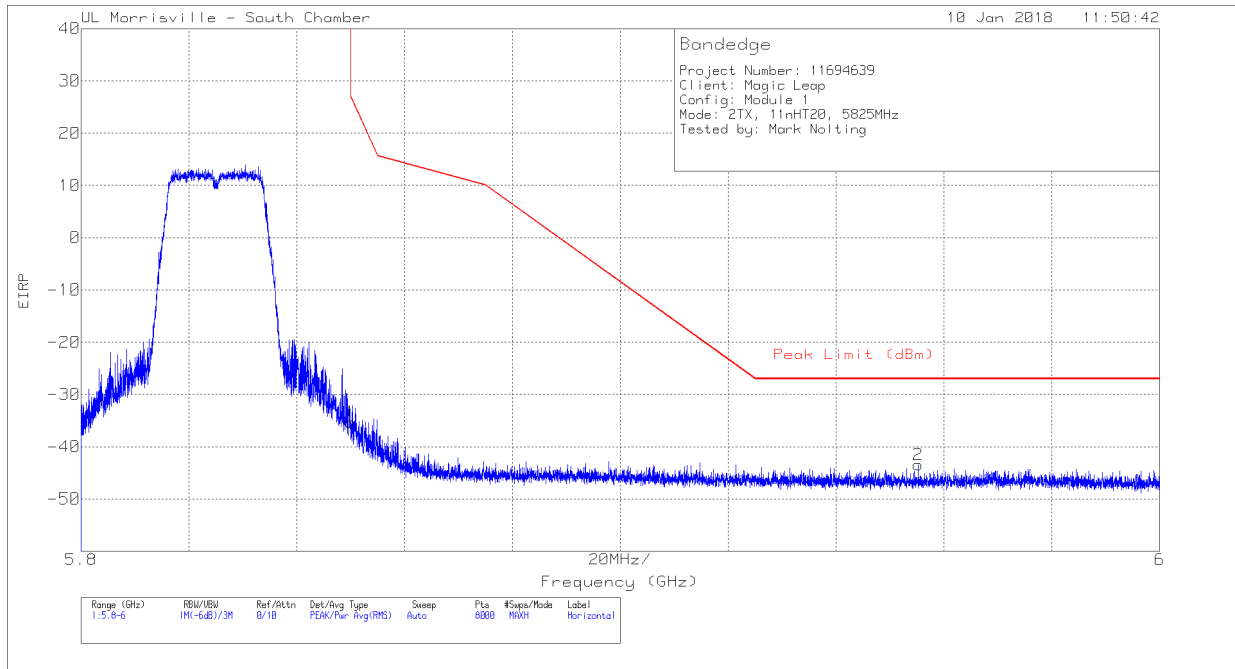
RESTRICTED BANDEDGE (LOW CHANNEL) VERTICAL



Marker	Frequency (GHz)	Meter Reading (dBm)	Det	AT0069 AF (dB/m)	Amp/Cbl/Filtr/Pad (dB)	Conversion Factor (dB)	Corrected Reading EIRP	Peak Limit (dBm)	PK Margin (dB)	Azimuth (Degs)	Height (cm)	Polarity
2	5.631	-67.66	Pk	34.6	-23.5	11.8	-44.76	-27	-17.76	240	268	V
1	5.725	-55.61	Pk	34.6	-23.5	11.8	-32.71	27	-59.71	240	268	V

Pk - Peak detector

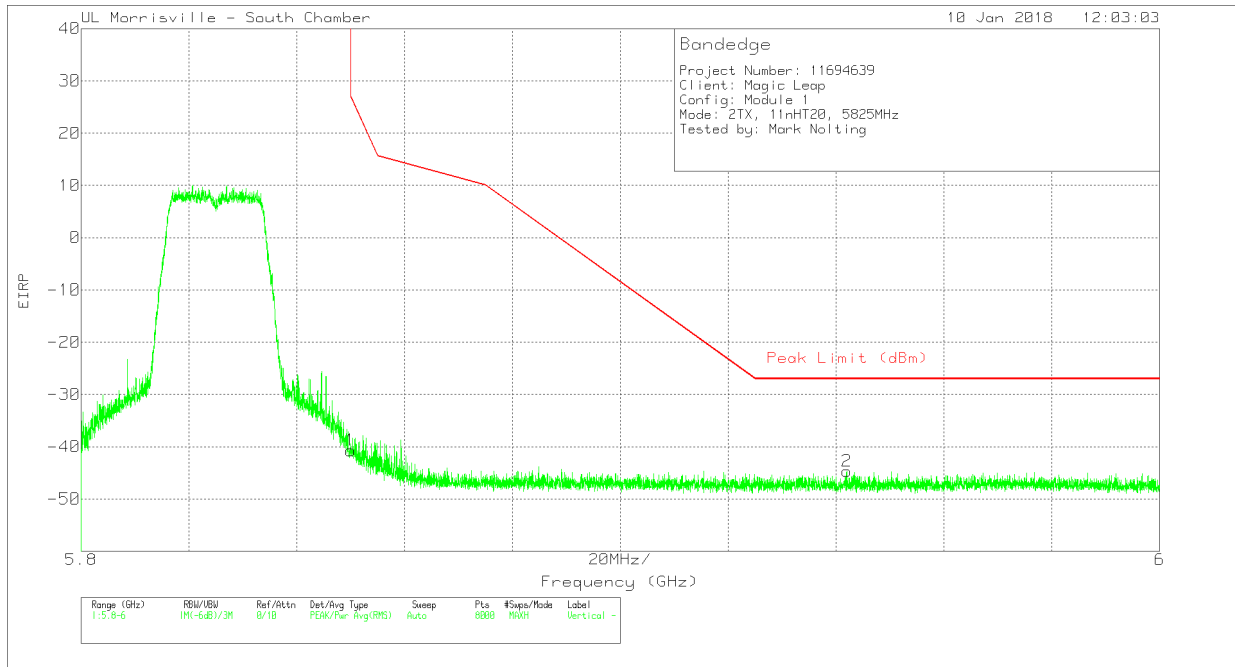
AUTHORIZED BANDEDGE (HIGH CHANNEL) HORIZONTAL



Marker	Frequency (GHz)	Meter Reading (dBm)	Det	AT0069 AF (dB/m)	Amp/Cbl/Filtr/Pad (dB)	Conversion Factor (dB)	Corrected Reading EIRP	Peak Limit (dBm)	PK Margin (dB)	Azimuth (Degs)	Height (cm)	Polarity
1	5.85	-58.7	Pk	34.8	-23.2	11.8	-35.3	26.99	-62.29	252	195	H
2	5.955	-67.33	Pk	34.9	-22.8	11.8	-43.43	-27	-16.43	252	195	H

Pk - Peak detector

AUTHORIZED BANDEDGE (HIGH CHANNEL) VERTICAL

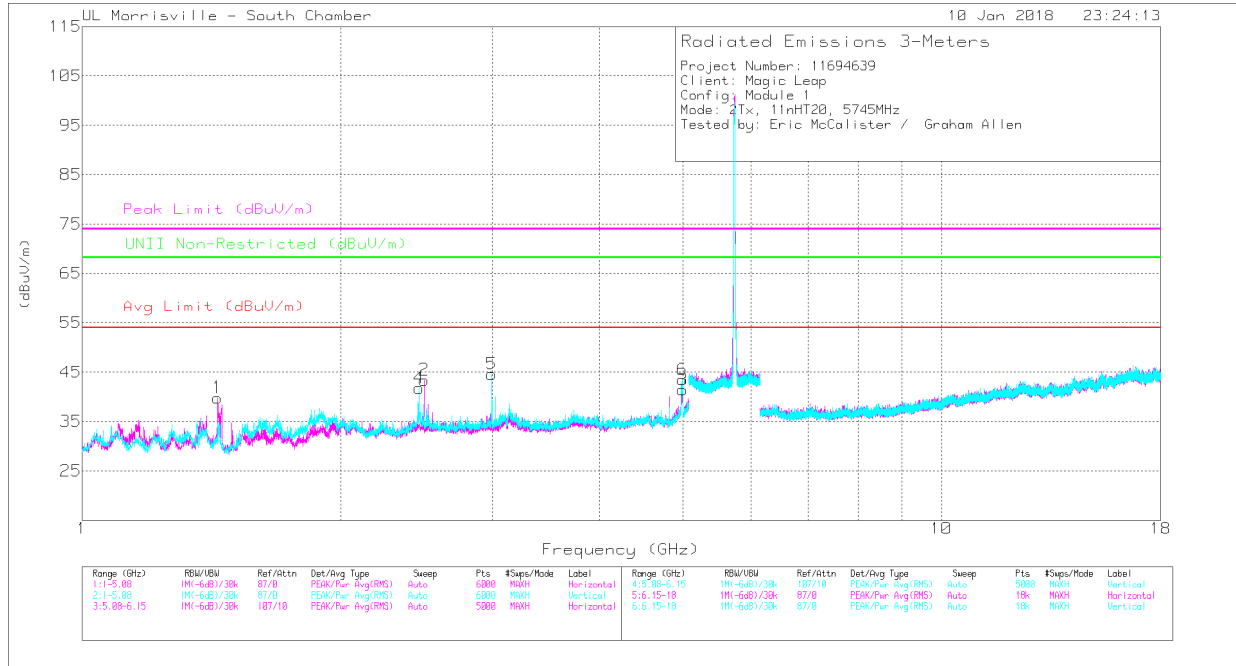


Marker	Frequency (GHz)	Meter Reading (dBm)	Det	AT0069 AF (dB/m)	Amp/Cbl/Filtr/Pad (dB)	Conversion Factor (dB)	Corrected Reading EIRP	Peak Limit (dBm)	PK Margin (dB)	Azimuth (Degs)	Height (cm)	Polarity
1	5.85	-64.11	Pk	34.8	-23.2	11.8	-40.71	26.99	-67.7	235	241	V
2	5.942	-68.57	Pk	34.9	-22.8	11.8	-44.67	-27	-17.67	235	241	V

Pk - Peak detector

HARMONICS AND SPURIOUS EMISSIONS

LOW CHANNEL



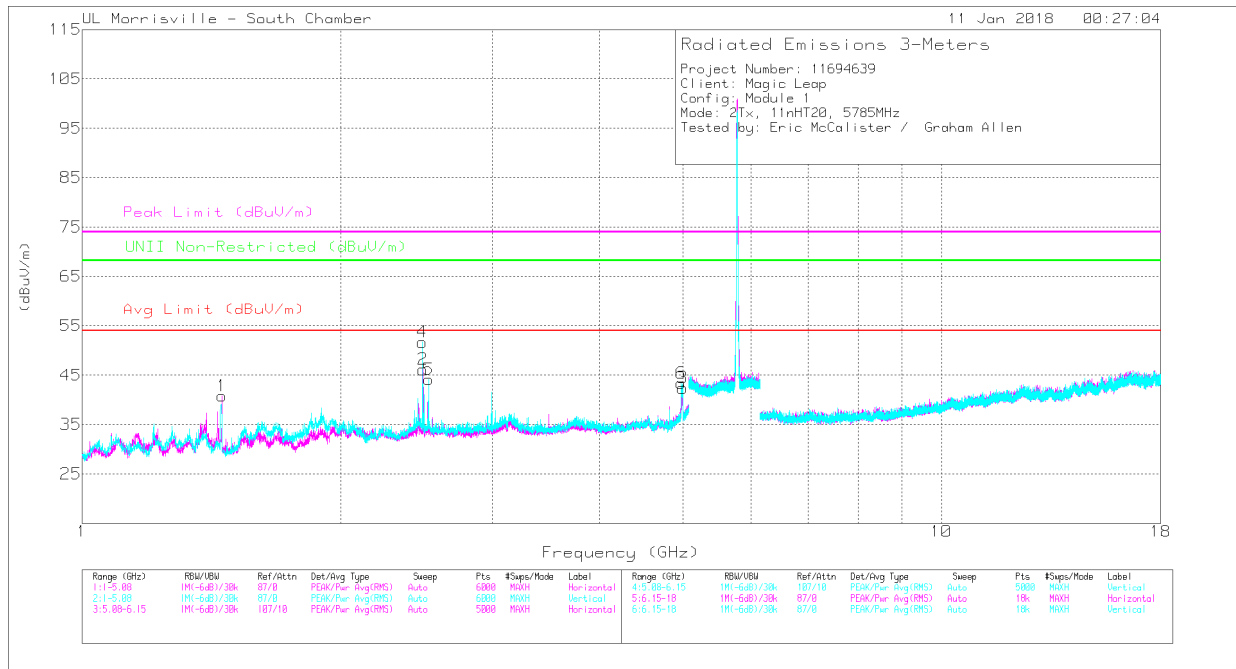
Marker	Frequency (GHz)	Meter Reading (dBuV)	Det	AT0069 AF (dB/m)	Amp/Cbl/Filtr/Pad (dB)	Corrected Reading (dBuV/m)	Avg Limit (dBuV/m)	Margin (dB)	Peak Limit (dBuV/m)	PK Margin (dB)	UNII Non-Restricted (dBuV/m)	PK Margin (dB)	Azimuth (Degs)	Height (cm)	Polarity
1	* 1.437	53.78	PK-U	28.7	-34.9	47.58	-	-	74	-26.42	-	-	163	141	H
	* 1.437	31.92	ADR	28.7	-34.9	25.72	54	-28.28	-	-	-	-	163	141	H
2	* 2.49	59.91	PK-U	32.4	-34.1	58.21	-	-	74	-15.79	-	-	175	212	H
	* 2.489	34.84	ADR	32.4	-34.1	33.14	54	-20.86	-	-	-	-	175	212	H
3	* 4.999	45.9	PK-U	34	-30.2	49.7	-	-	74	-24.3	-	-	270	126	H
	* 4.998	30.96	ADR	34	-30.2	34.76	54	-19.24	-	-	-	-	270	126	H
6	* 4.997	49.74	PK-U	34	-30.2	53.54	-	-	74	-20.46	-	-	127	120	V
	* 4.998	33.77	ADR	34	-30.2	37.57	54	-16.43	-	-	-	-	127	120	V
4	2.467	55.89	PK-U	32.4	-34	54.29	-	-	-	-	68.2	-13.91	91	109	V
6	2.999	53.09	PK-U	32.9	-33.6	52.39	-	-	-	-	68.2	-15.81	182	178	V

* - indicates frequency in CFR47 Pt 15 / IC RSS-Restricted Band

PK-U - U-NII: Maximum Peak

ADR - U-NII AD primary method, RMS average

MID CHANNEL



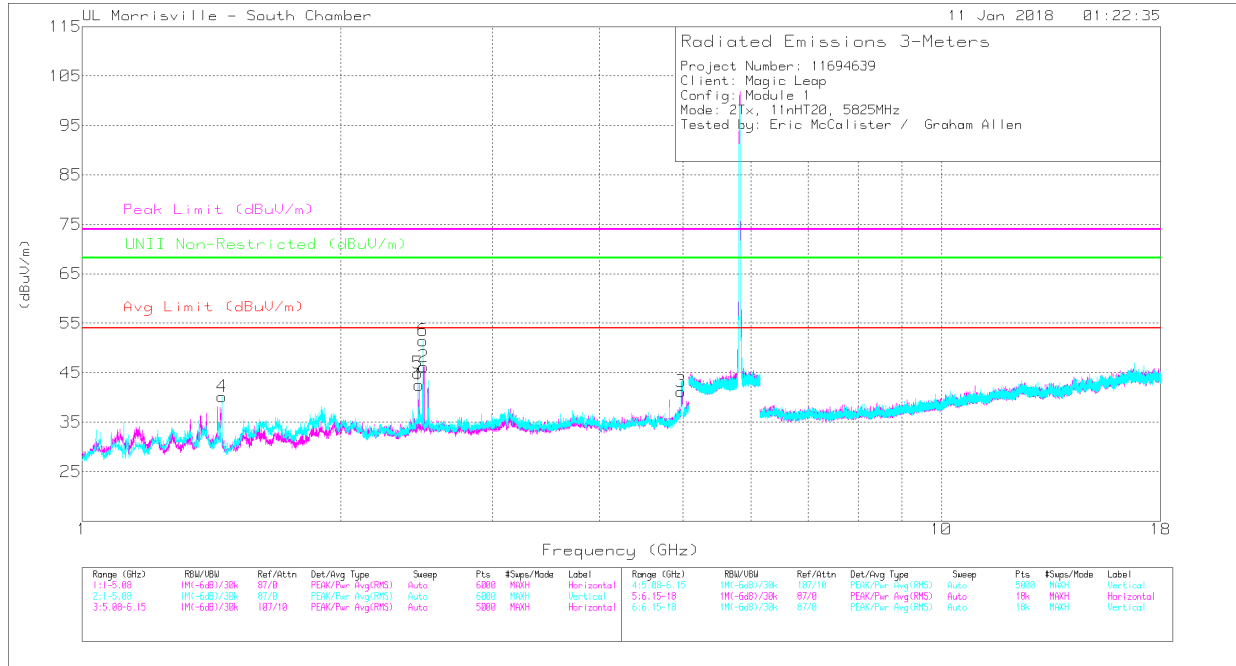
Marker	Frequency (GHz)	Meter Reading (dBuV)	Det	AT0069 AF (dB/m)	Amp/Cbl/Filtr/Pad (dB)	Corrected Reading (dBuV/m)	Avg Limit (dBuV/m)	Margin (dB)	Peak Limit (dBuV/m)	PK Margin (dB)	UNII Non-Restricted (dBuV/m)	PK Margin (dB)	Azimuth (Degs)	Height (cm)	Polarity
1	* 1.455	54.44	PK-U	28.6	-35	48.04	-	-	74	-25.96	-	-	118	364	H
	* 1.454	31.76	ADR	28.6	-35	25.36	54	-28.64	-	-	-	-	118	364	H
2	* 2.497	57.06	PK-U	32.3	-34	55.36	-	-	74	-18.64	-	-	178	269	H
	* 2.495	32.87	ADR	32.4	-34	31.27	54	-22.73	-	-	-	-	178	269	H
3	* 4.997	46.06	PK-U	34	-30.2	49.86	-	-	74	-24.14	-	-	268	127	H
	* 4.996	30.92	ADR	34	-30.2	34.72	54	-19.28	-	-	-	-	268	127	H
4	* 2.49	62.5	PK-U	32.4	-34	60.9	-	-	74	-13.1	-	-	215	247	V
	* 2.49	36.42	ADR	32.4	-34	34.82	54	-19.18	-	-	-	-	215	247	V
6	* 4.979	48.11	PK-U	34	-30	52.11	-	-	74	-21.89	-	-	125	111	V
	* 4.979	32.8	ADR	34	-30	36.8	54	-17.2	-	-	-	-	125	111	V
5	2.529	53.99	PK-U	32.2	-34	52.19	-	-	-	-	68.2	-16.01	220	130	V

* - indicates frequency in CFR47 Pt 15 / IC RSS-Restricted Band

PK-U - U-NII: Maximum Peak

ADR - U-NII AD primary method, RMS average

HIGH CHANNEL



Marker	Frequency (GHz)	Meter Reading (dBuV)	Det	AT0069 AF (dB/m)	Amp/Cbl/Filtr/Pad (dB)	Corrected Reading (dBuV/m)	Avg Limit (dBuV/m)	Margin (dB)	Peak Limit (dBuV/m)	PK Margin (dB)	UNII Non-Restricted (dBuV/m)	PK Margin (dB)	Azimuth (Degs)	Height (cm)	Polarity
2	* 2.499	60.08	PK-U	32.3	-34	58.38	-	-	74	-15.62	-	-	45	147	H
	* 2.5	33.99	ADR	32.3	-34	32.29	54	-21.71	-	-	-	-	45	147	H
3	* 4.977	45.22	PK-U	34	-29.9	49.32	-	-	74	-24.68	-	-	115	110	H
	* 4.977	30.84	ADR	34	-29.9	34.94	54	-19.06	-	-	-	-	115	110	H
1	2.467	52.9	PK-U	32.4	-34	51.3	-	-	-	-	68.2	-16.9	198	195	H
4	* 1.455	51.43	PK-U	28.6	-35	45.03	-	-	74	-28.97	-	-	287	207	V
	* 1.453	32.25	ADR	28.6	-35	25.85	54	-28.15	-	-	-	-	287	207	V
6	* 2.489	62.04	PK-U	32.4	-34.1	60.34	-	-	74	-13.66	-	-	213	228	V
	* 2.489	35.55	ADR	32.4	-34.1	33.85	54	-20.15	-	-	-	-	213	228	V
5	2.459	57.19	PK-U	32.4	-34.1	55.49	-	-	-	-	68.2	-12.71	221	132	V

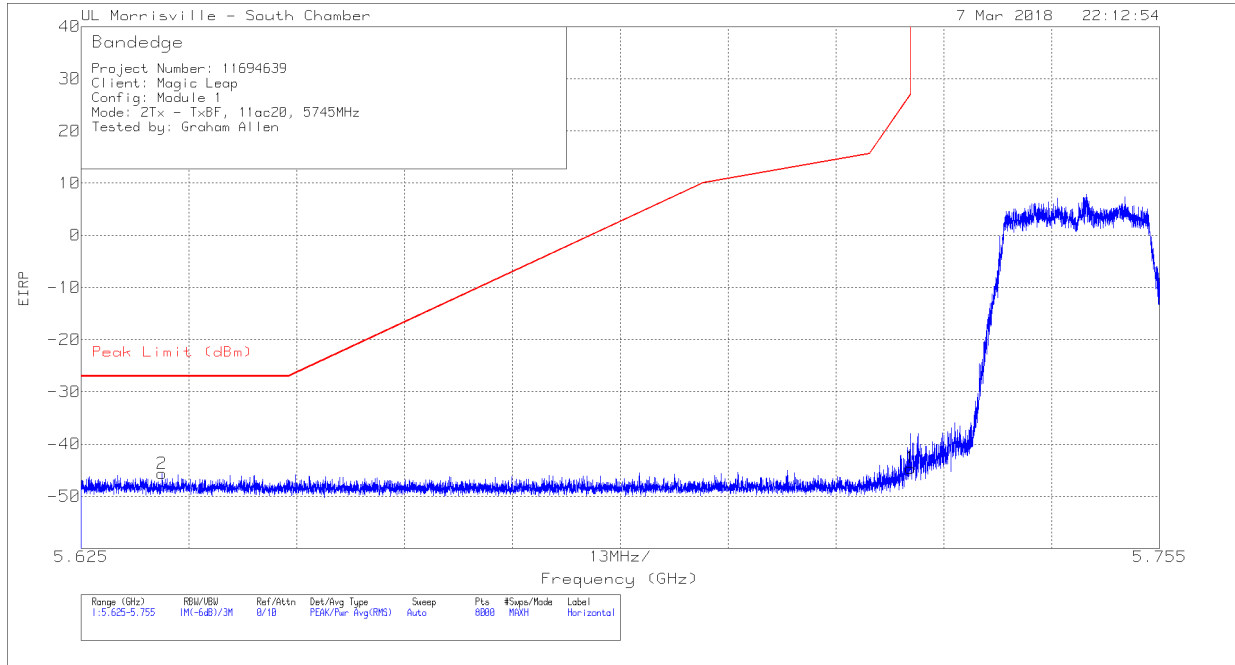
* - indicates frequency in CFR47 Pt 15 / IC RSS-Restricted Band

PK-U - U-NII: Maximum Peak

ADR - U-NII AD primary method, RMS average

10.2.12. TX ABOVE 1 GHz 802.11ac VHT20 MODE, 5.8 GHz BAND – MODULE 1, MIMO TxBF

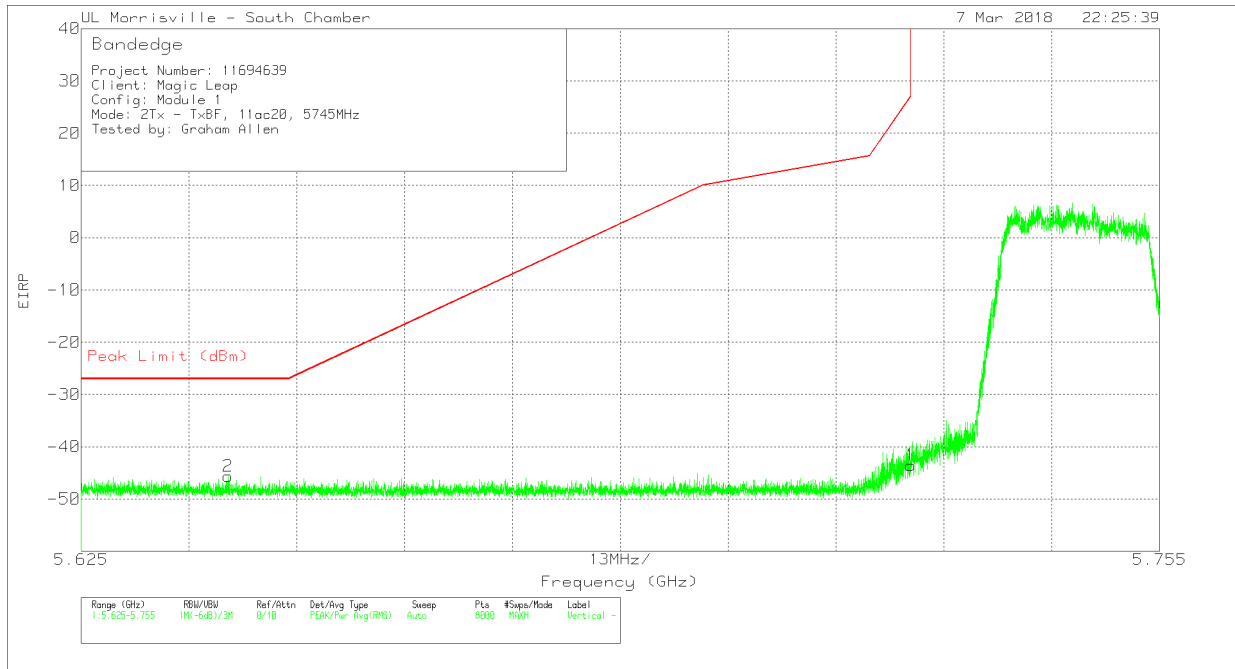
RESTRICTED BANDEDGE (LOW CHANNEL) HORIZONTAL



Marker	Frequency (GHz)	Meter Reading (dBm)	Det	AT0069 AF (dB/m)	Amp/Cbl/Filtr/Pad (dB)	Conversion Factor (dB)	Corrected Reading EIRP	Peak Limit (dBm)	PK Margin (dB)	Azimuth (Degs)	Height (cm)	Polarity
2	5.635	-68.56	Pk	34.6	-23.5	11.8	-45.66	-27	-18.66	293	166	H
1	5.725	-67.51	Pk	34.6	-23.5	11.8	-44.61	27	-71.61	293	166	H

Pk - Peak detector

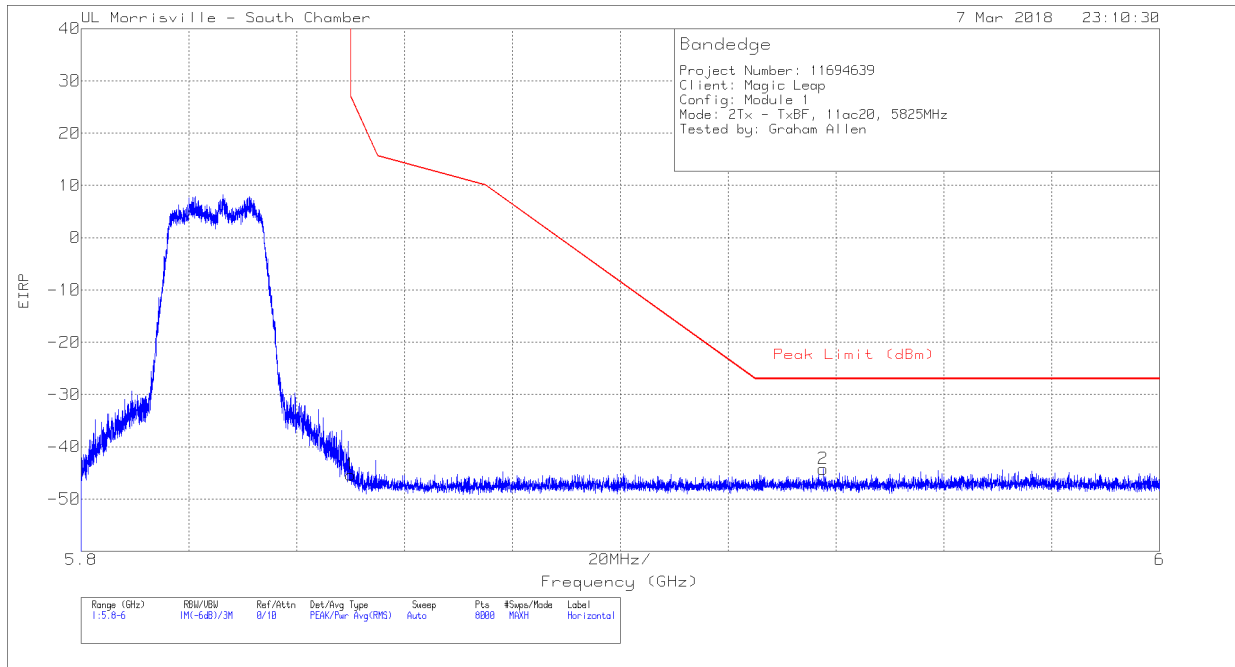
RESTRICTED BANDEDGE (LOW CHANNEL) VERTICAL



Marker	Frequency (GHz)	Meter Reading (dBm)	Det	AT0069 AF (dB/m)	Amp/Cbl/Filtr/Pad (dB)	Conversion Factor (dB)	Corrected Reading EIRP	Peak Limit (dBm)	PK Margin (dB)	Azimuth (Degs)	Height (cm)	Polarity
2	5.643	-68.47	Pk	34.6	-23.6	11.8	-45.67	-27	-18.67	183	188	V
1	5.725	-66.44	Pk	34.6	-23.5	11.8	-43.54	27	-70.54	183	188	V

Pk - Peak detector

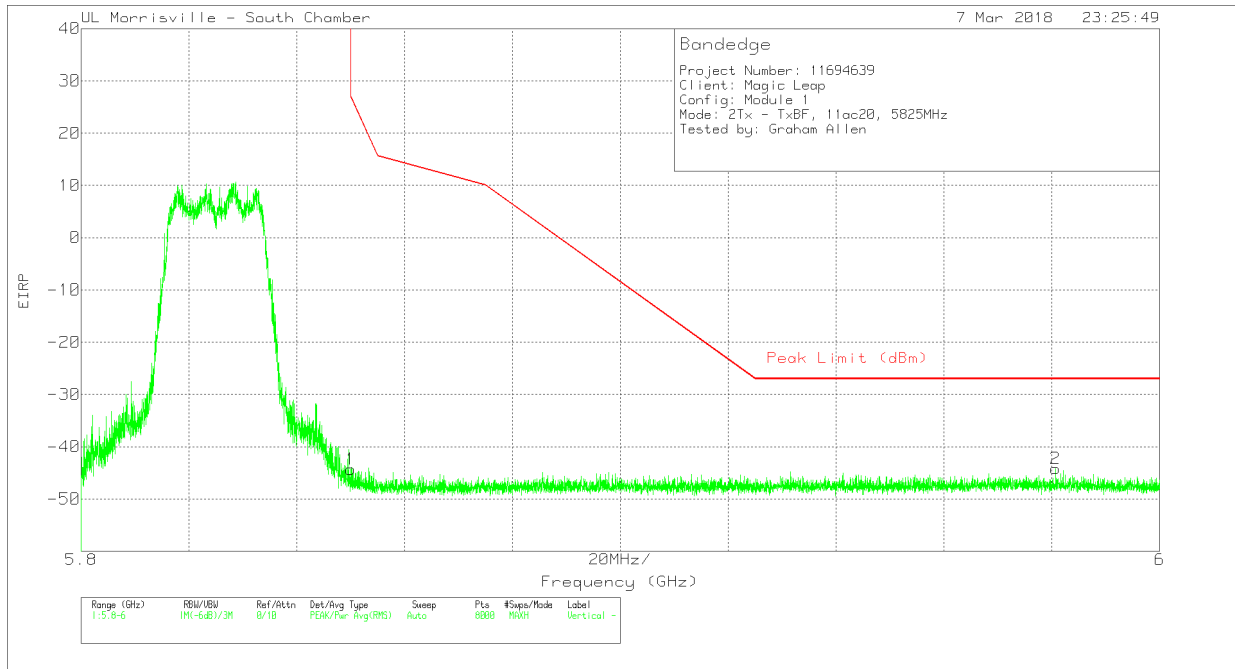
AUTHORIZED BANDEDGE (HIGH CHANNEL) HORIZONTAL



Marker	Frequency (GHz)	Meter Reading (dBm)	Det	AT0069 AF (dB/m)	Amp/Cbl/Filtr/Pad (dB)	Conversion Factor (dB)	Corrected Reading EIRP	Peak Limit (dBm)	PK Margin (dB)	Azimuth (Degs)	Height (cm)	Polarity
1	5.85	-68.74	Pk	34.8	-23.2	11.8	-45.34	26.99	-72.33	152	227	H
2	5.938	-68.13	Pk	34.9	-22.8	11.8	-44.23	-27	-17.23	152	227	H

Pk - Peak detector

AUTHORIZED BANDEDGE (HIGH CHANNEL) VERTICAL



Marker	Frequency (GHz)	Meter Reading (dBm)	Det	AT0069 AF (dB/m)	Amp/Cbl/Filtr/Pad (dB)	Conversion Factor (dB)	Corrected Reading EIRP	Peak Limit (dBm)	PK Margin (dB)	Azimuth (Degs)	Height (cm)	Polarity
1	5.85	-67.71	Pk	34.8	-23.2	11.8	-44.31	26.99	-71.3	201	194	V
2	5.981	-68.32	Pk	35	-22.7	11.8	-44.22	-27	-17.22	201	194	V

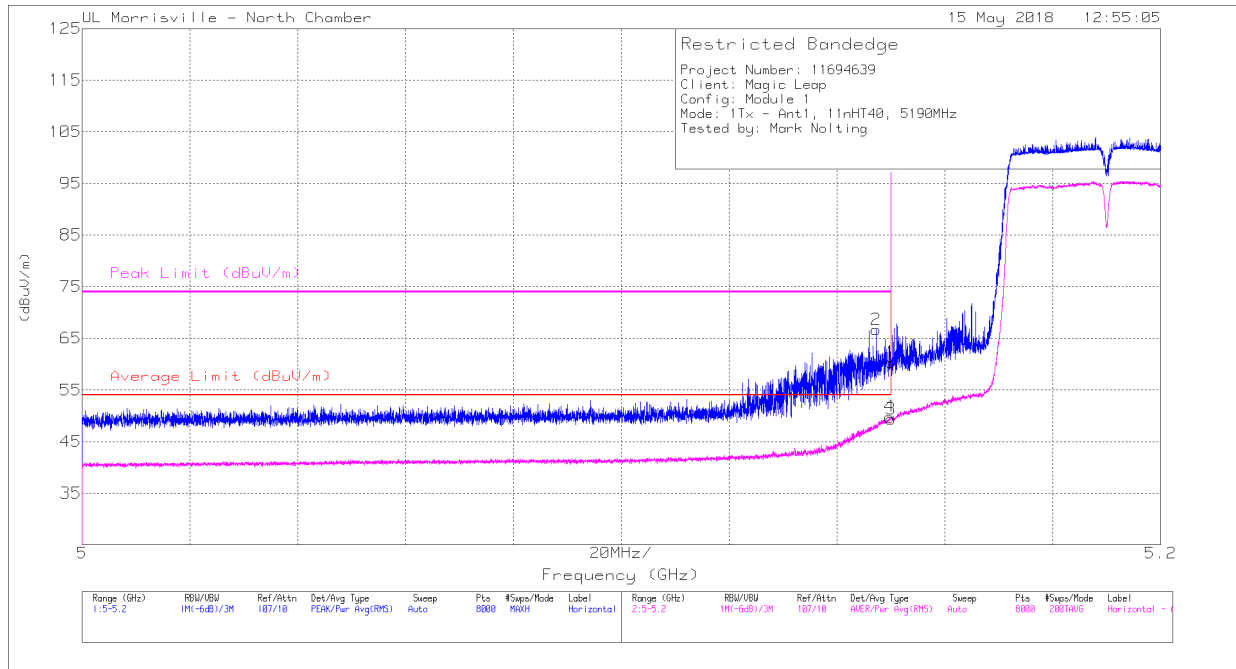
Pk - Peak detector

Note - Transmit beamforming only supported by 802.11n and 802.11ac modes. The router was investigated at different θ s around the EUT. It was determined that there was <3dB delta in position. The router was then placed behind the receiving antenna. Transmit beamforming spot check scans were taken and this showed little to no variation from 802.11n/ac MIMO SDM spurious scans. Therefore, 802.11n/ac MIMO SDM spurious data is used to represent 802.11nHT20/nHT40 and 802.11ac VHT80 transmit beamforming. For transmit beamforming testing 802.11ac VHT20 and VHT40 were tested to cover 802.11n HT20 and HT40.

10.2.13. TX ABOVE 1 GHz 802.11n HT40 MODE, 5.2 GHz BAND – MODULE 1, SISO ANT0

RESTRICTED BANDEDGE (LOW CHANNEL) HORIZONTAL

Note – The plots in this section show ANT 1 but should be considered ANT0.



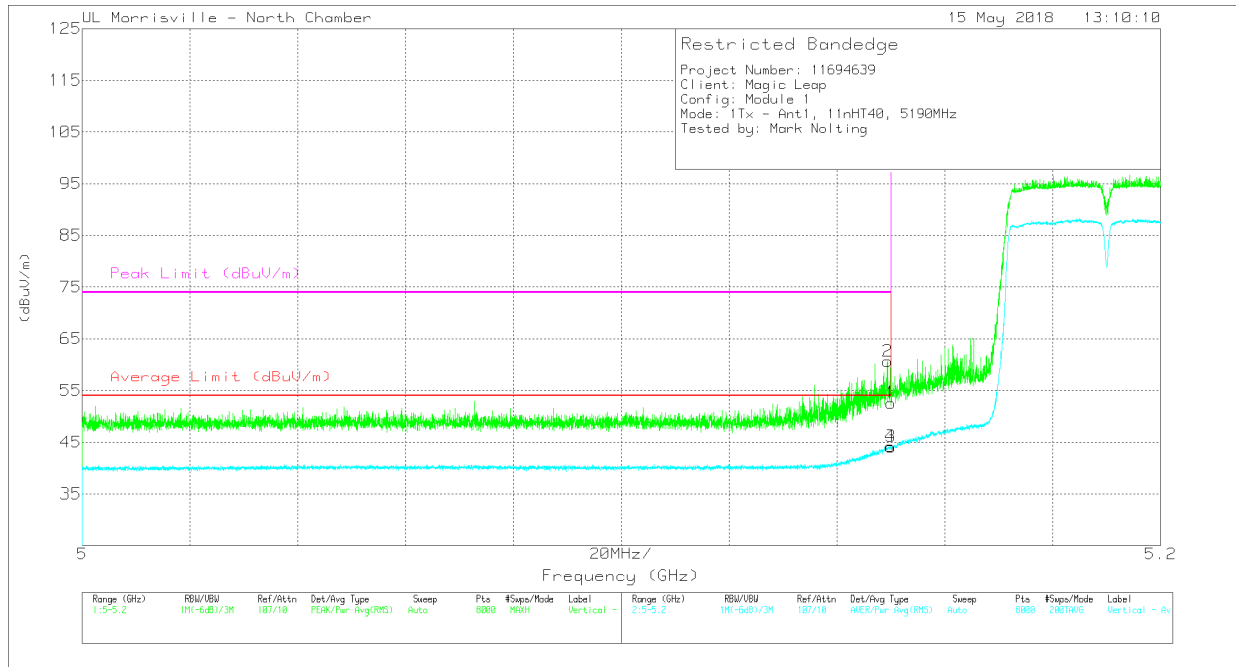
Marker	Frequency (GHz)	Meter Reading (dBuV)	Det	AT0072 AF (dB/m)	Amp/Cbl/Filtr/Pad (dB)	DC Corr (dB)	Corrected Reading (dBuV/m)	Average Limit (dBuV/m)	Margin (dB)	Peak Limit (dBuV/m)	PK Margin (dB)	Azimuth (Degs)	Height (cm)	Polarity
1	* 5.15	48.85	Pk	34.2	-22.7	0	60.35	-	-	74	-13.65	85	180	H
2	* 5.147	55.26	Pk	34.2	-22.8	0	66.66	-	-	74	-7.34	85	180	H
3	* 5.15	37.79	RMS	34.2	-22.7	.09	49.38	54	-4.62	-	-	85	180	H
4	* 5.15	38.2	RMS	34.2	-22.7	.09	49.79	54	-4.21	-	-	85	180	H

* - indicates frequency in CFR47 Pt 15 / IC RSS-Restricted Band

Pk - Peak detector

RMS - RMS detection

RESTRICTED BANDEDGE (LOW CHANNEL) VERTICAL



Marker	Frequency (GHz)	Meter Reading (dBuV)	Det	AT0072 AF (dB/m)	Amp/Cbl/Filtr/Pad (dB)	DC Corr (dB)	Corrected Reading (dBuV/m)	Average Limit (dBuV/m)	Margin (dB)	Peak Limit (dBuV/m)	PK Margin (dB)	Azimuth (Degs)	Height (cm)	Polarity
2	* 5.149	49.26	Pk	34.2	-22.8	0	60.66	-	-	74	-13.34	200	100	V
1	* 5.15	41.11	Pk	34.2	-22.7	0	52.61	-	-	74	-21.39	200	100	V
3	* 5.15	32.55	RMS	34.2	-22.7	.09	44.14	54	-9.86	-	-	200	100	V
4	* 5.15	32.63	RMS	34.2	-22.7	.09	44.22	54	-9.78	-	-	200	100	V

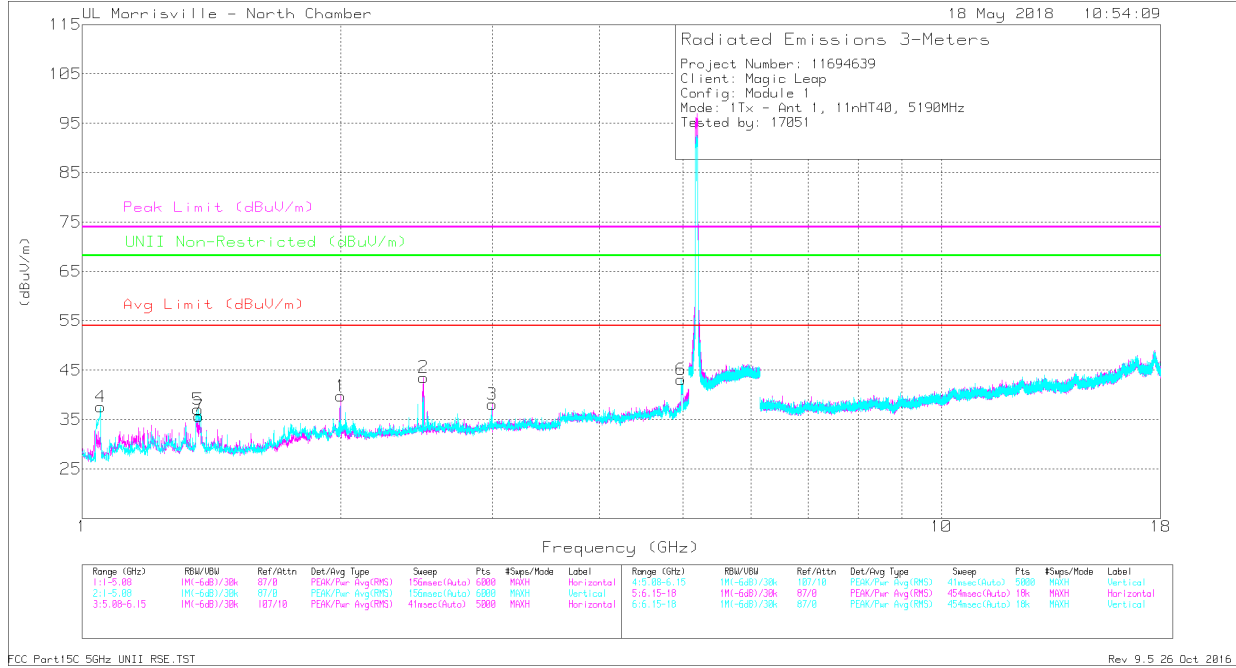
* - indicates frequency in CFR47 Pt 15 / IC RSS-Restricted Band

Pk - Peak detector

RMS - RMS detection

HARMONICS AND SPURIOUS EMISSIONS

LOW CHANNEL



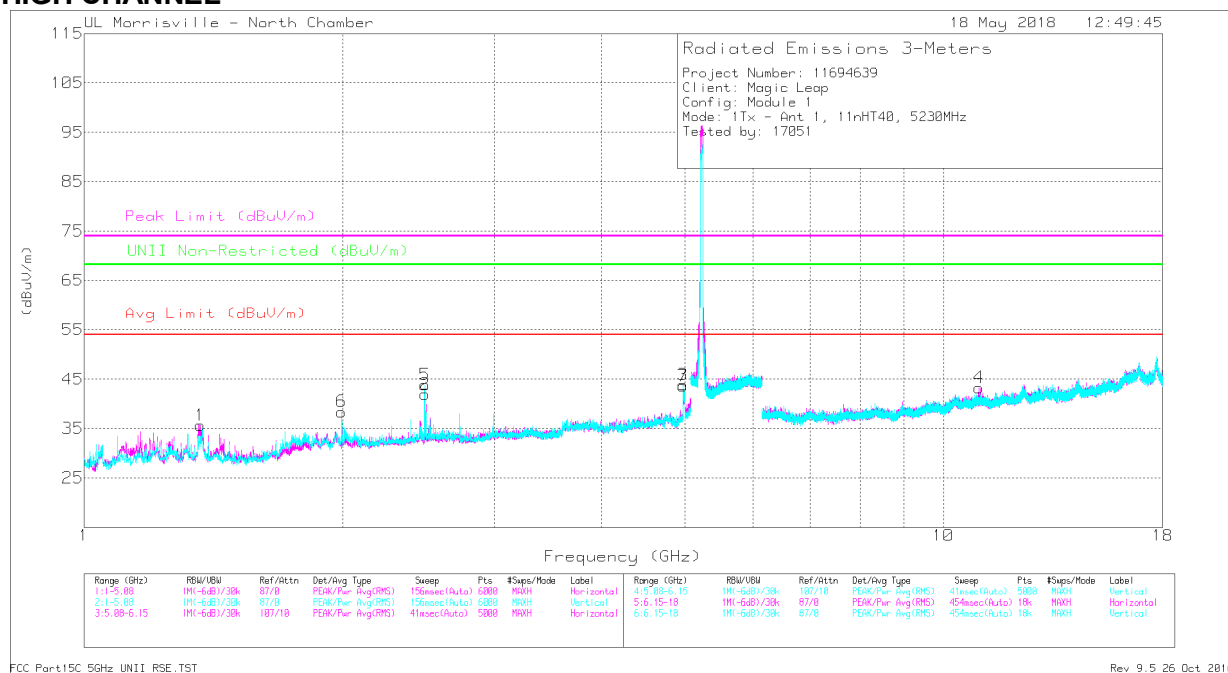
Marker	Frequency (GHz)	Meter Reading (dBuV)	Det	AT0072 AF (dB/m)	Amp/Cbl/Filtr/Pad (dB)	DC Corr (dB)	Corrected Reading (dBuV/m)	Avg Limit (dBuV/m)	Margin (dB)	Peak Limit (dBuV/m)	PK Margin (dB)	UNII Non-Restricted (dBuV/m)	PK Margin (dB)	Azimuth (Degs)	Height (cm)	Polarity
2	* 2.496	57.46	PK-U	32.3	-34.4	0	55.36	-	-	74	-18.64	-	-	112	100	H
	* 2.499	32.2	ADR	32.3	-34.4	.09	30.19	54	-23.81	-	-	-	-	112	100	H
7	* 1.374	52.34	PK-U	29.3	-36.2	0	45.44	-	-	74	-28.56	-	-	28	297	H
	* 1.368	36.03	ADR	29.4	-36.3	.09	29.22	54	-24.78	-	-	-	-	28	297	H
4	* 1.051	54.96	PK-U	27.1	-37.2	0	44.86	-	-	74	-29.14	-	-	291	274	V
	* 1.044	34.89	ADR	27.1	-37.3	.09	24.78	54	-29.22	-	-	-	-	291	274	V
5	* 1.374	53.87	PK-U	29.3	-36.2	0	46.97	-	-	74	-27.03	-	-	298	308	V
	* 1.364	34.56	ADR	29.3	-36.3	.09	27.65	54	-26.35	-	-	-	-	298	308	V
6	* 4.997	49.32	PK-U	34.1	-31.2	0	52.22	-	-	74	-21.78	-	-	4	100	V
	* 4.981	33.57	ADR	34.1	-31.3	.09	36.46	54	-17.54	-	-	-	-	4	100	V
1	1.997	51.7	PK-U	31.1	-34.9	0	47.9	-	-	-	-	68.2	-20.3	108	116	H
3	2.997	47.64	PK-U	32.8	-33.3	0	47.14	-	-	-	-	68.2	-21.06	6	108	H

* - indicates frequency in CFR47 Pt 15 / IC RSS-Restricted Band

PK-U - U-NII: Maximum Peak

ADR - U-NII AD primary method, RMS average

HIGH CHANNEL



Marker	Frequency (GHz)	Meter Reading (dBuV)	Det	AT0072 AF (dB/m)	Amp/Cbl/Filtr/Pad (dB)	DC Corr (dB)	Corrected Reading (dBuV/m)	Avg Limit (dBuV/m)	Margin (dB)	Peak Limit (dBuV/m)	PK Margin (dB)	UNII Non-Restricted (dBuV/m)	PK Margin (dB)	Azimuth (Degs)	Height (cm)	Polarity
1	* 1.365	51.57	PK-U	29.3	-36.3	0	44.57	-	-	74	-29.43	-	-	27	297	H
	* 1.368	36.28	ADR	29.4	-36.3	.09	29.47	54	-24.53	-	-	-	-	27	297	H
2	* 2.493	56.86	PK-U	32.3	-34.4	0	54.76	-	-	74	-19.24	-	-	112	100	H
	* 2.495	32.66	ADR	32.3	-34.4	.09	30.65	54	-23.35	-	-	-	-	112	100	H
3	* 4.985	47.76	PK-U	34.1	-31.3	0	50.56	-	-	74	-23.44	-	-	13	106	H
	* 4.979	32.69	ADR	34.1	-31.3	.09	35.58	54	-18.42	-	-	-	-	13	106	H
5	* 2.498	57.61	PK-U	32.3	-34.4	0	55.51	-	-	74	-18.49	-	-	121	193	V
	* 2.494	32.46	ADR	32.3	-34.4	.09	30.45	54	-23.55	-	-	-	-	121	193	V
7	* 4.978	48.92	PK-U	34.1	-31.2	0	51.82	-	-	74	-22.18	-	-	4	100	V
	* 4.978	33.86	ADR	34.1	-31.2	.09	36.85	54	-17.15	-	-	-	-	4	100	V
4	* 11.021	35.82	PK-U	37.9	-26	0	47.72	-	-	74	-26.28	-	-	109	200	H
	* 11.019	24.09	ADR	37.9	-26.1	.09	35.98	54	-18.02	-	-	-	-	109	200	H
6	1.997	55.21	PK-U	31.1	-34.9	0	51.41	-	-	-	-	68.2	-16.79	108	200	V

* - indicates frequency in CFR47 Pt 15 / IC RSS-Restricted Band

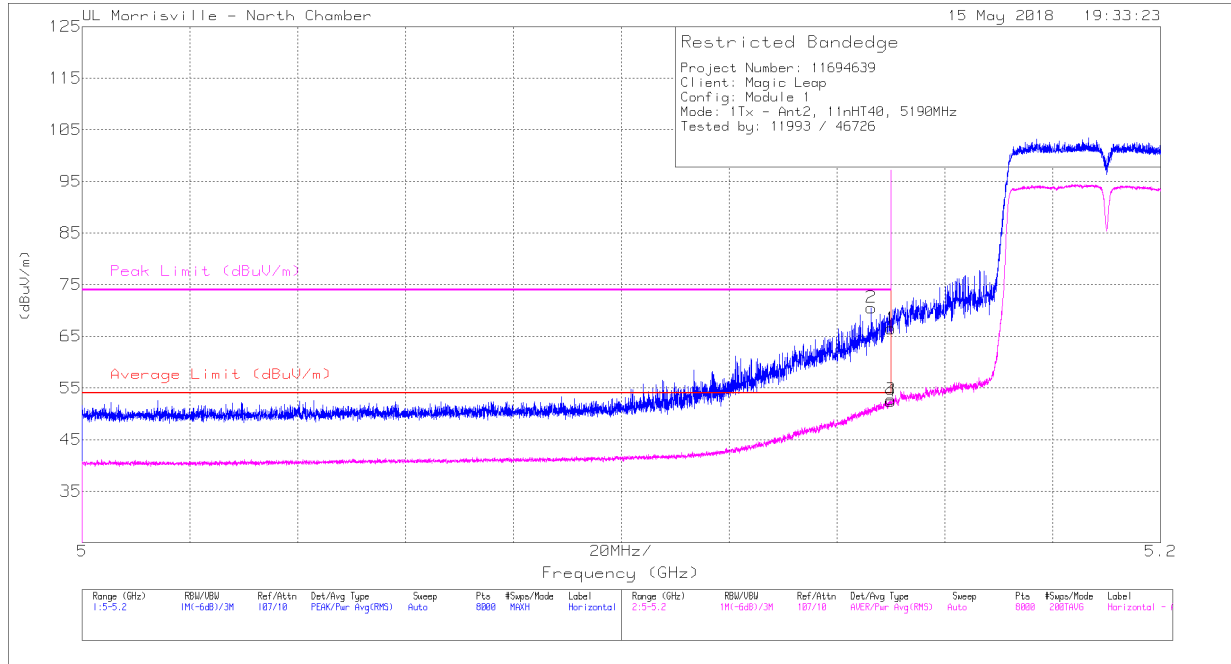
PK-U - U-NII: Maximum Peak

ADR - U-NII AD primary method, RMS average

10.2.14. TX ABOVE 1 GHz 802.11n HT40 MODE, 5.2 GHz BAND – MODULE 1, SISO ANT1

RESTRICTED BANDEDGE (LOW CHANNEL) HORIZONTAL

Note – The plots in this section show ANT 2 but should be considered ANT1.



Marker	Frequency (GHz)	Meter Reading (dBuV)	Det	AT0072 AF (dB/m)	Amp/Cbl/Filtr/Pad (dB)	DC Corr (dB)	Corrected Reading (dBuV/m)	Average Limit (dBuV/m)	Margin (dB)	Peak Limit (dBuV/m)	PK Margin (dB)	Azimuth (Degs)	Height (cm)	Polarity
1	*** 5.15	55.02	Pk	34.2	-22.7	0	66.52	-	-	74	-7.48	182	271	H
2	*** 5.146	59.16	Pk	34.2	-22.8	0	70.56	-	-	74	-3.44	182	271	H
3	*** 5.15	41.17	RMS	34.2	-22.7	.09	52.76	54	-1.24	-	-	182	271	H
4	*** 5.15	40.89	RMS	34.2	-22.7	.09	52.48	54	-1.52	-	-	182	271	H

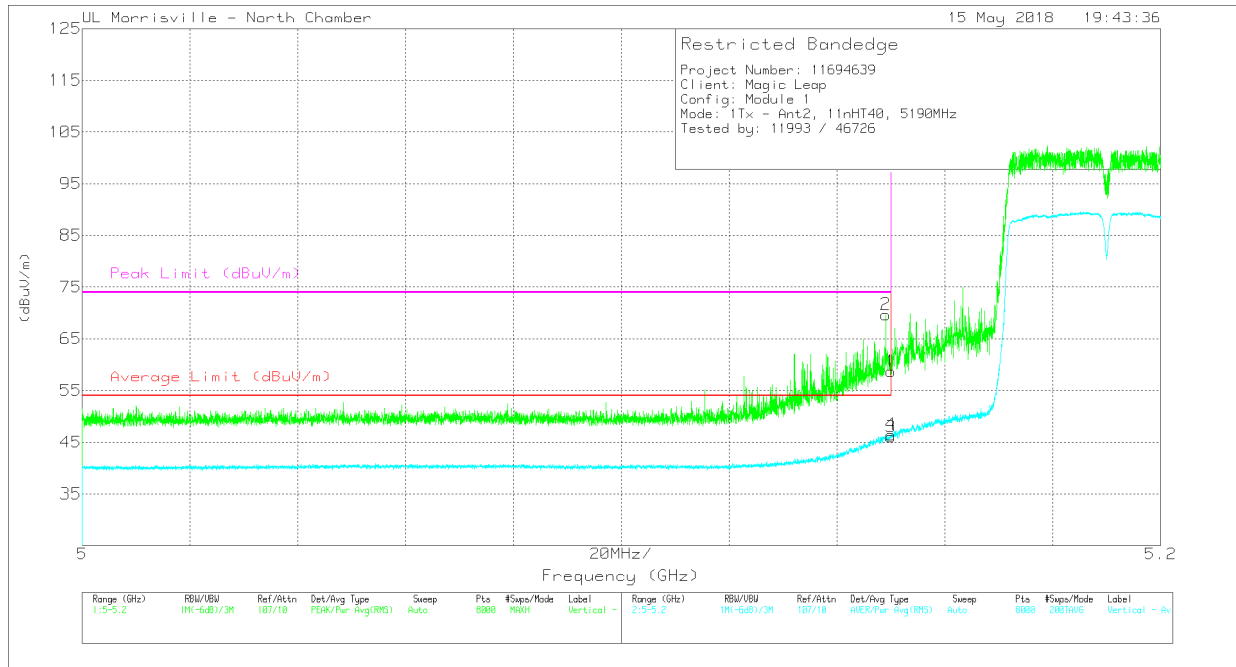
* - indicates frequency in CFR47 Pt 15 / IC RSS-Restricted Band

** - indicates frequency in Taiwan NCC LP0002 Restricted Band

Pk - Peak detector

RMS - RMS detection

RESTRICTED BANDEGE (LOW CHANNEL) VERTICAL



Marker	Frequency (GHz)	Meter Reading (dBuV)	Det	AT0072 AF (dB/m)	Amp/Cbl/Filtr/Pad (dB)	DC Corr (dB)	Corrected Reading (dBuV/m)	Average Limit (dBuV/m)	Margin (dB)	Peak Limit (dBuV/m)	PK Margin (dB)	Azimuth (Degs)	Height (cm)	Polarity
1	*** 5.15	47.23	Pk	34.2	-22.7	0	58.73	-	-	74	-15.27	182	271	V
2	*** 5.149	58.29	Pk	34.2	-22.8	0	69.69	-	-	74	-4.31	182	271	V
3	*** 5.15	34.46	RMS	34.2	-22.7	.09	46.05	54	-7.95	-	-	182	271	V
4	*** 5.15	34.87	RMS	34.2	-22.7	.09	46.46	54	-7.54	-	-	182	271	V

* - indicates frequency in CFR47 Pt 15 / IC RSS-Restricted Band

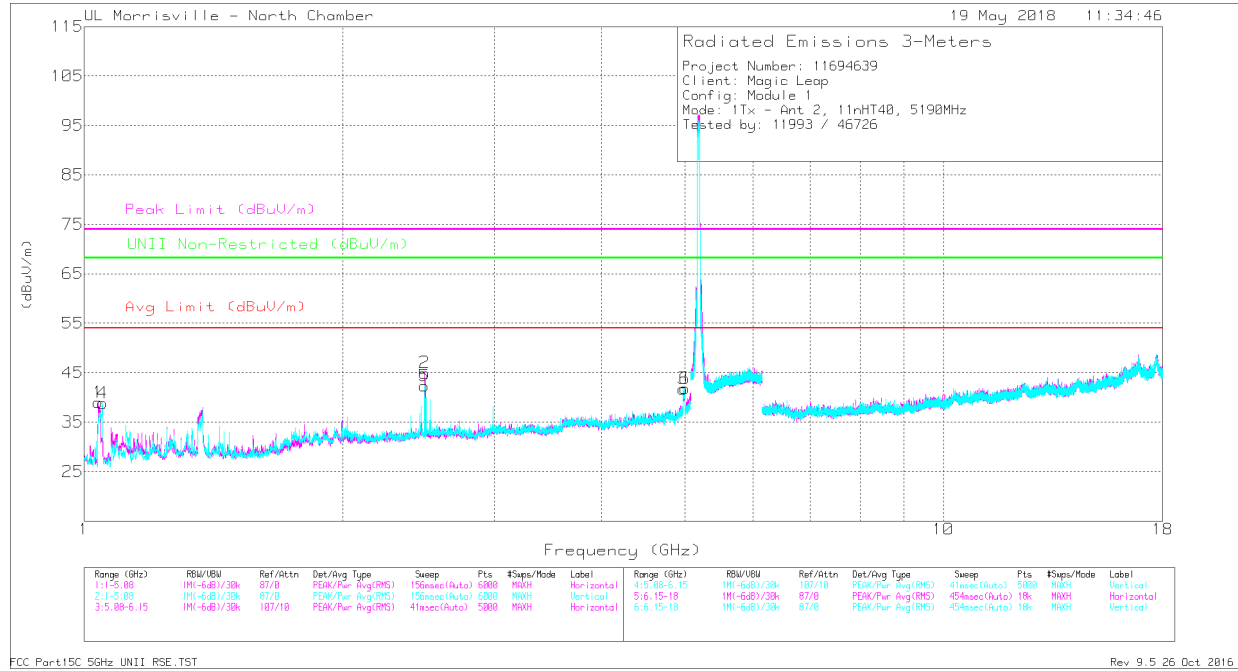
** - indicates frequency in Taiwan NCC LP0002 Restricted Band

Pk - Peak detector

RMS - RMS detection

HARMONICS AND SPURIOUS EMISSIONS

LOW CHANNEL



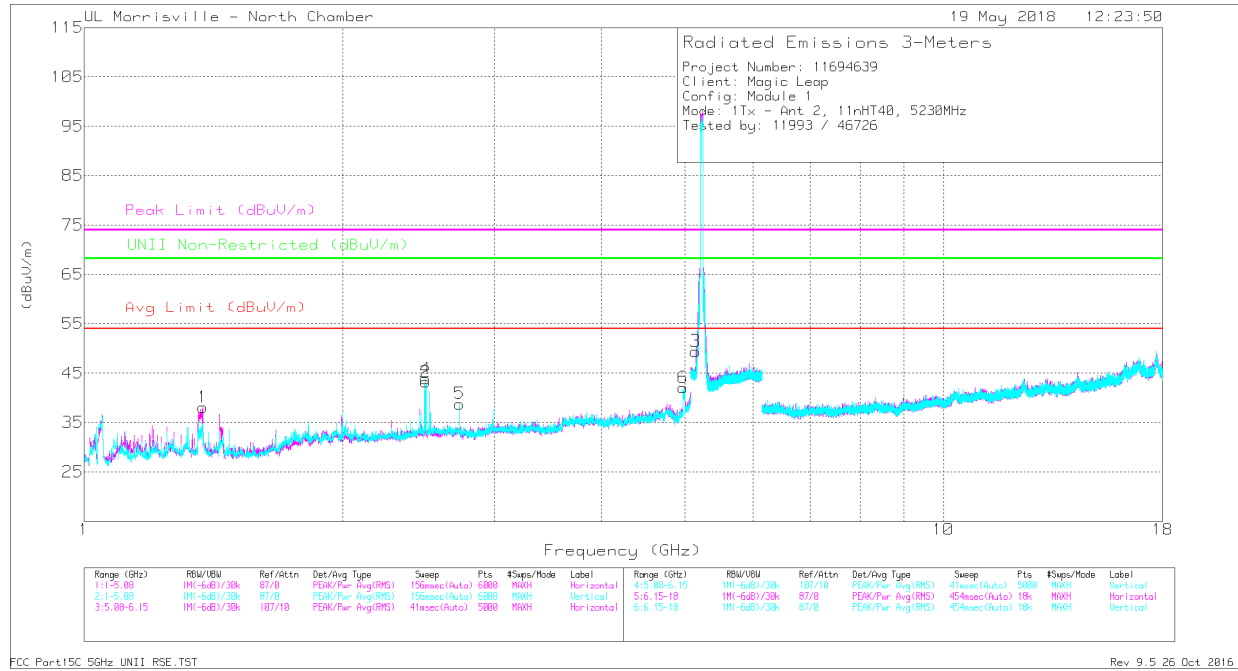
Marker	Frequency (GHz)	Meter Reading (dBuV)	Det	AT0072 AF (dB/m)	Amp/Cbl/Filtr/Pad (dB)	DC Corr (dB)	Corrected Reading (dBuV/m)	Avg Limit (dBuV/m)	Margin (dB)	Peak Limit (dBuV/m)	PK Margin (dB)	UNII Non-Restricted (dBuV/m)	PK Margin (dB)	Azimuth (Degs)	Height (cm)	Polarity
1	* 1.038	56.78	PK-U	27.1	-37.3	0	46.58	-	-	74	-27.42	-	-	96	140	H
	* 1.038	34.56	ADR	27.1	-37.3	.09	24.45	54	-29.55	-	-	-	-	96	140	H
2	* 2.491	52.71	PK-U	32.3	-34.4	0	50.61	-	-	74	-23.39	-	-	306	115	H
	* 2.489	31.02	ADR	32.3	-34.4	.09	29.01	54	-24.99	-	-	-	-	306	115	H
3	* 4.983	47.03	PK-U	34.1	-31.3	0	49.83	-	-	74	-24.17	-	-	4	242	H
	* 4.98	32.45	ADR	34.1	-31.3	.09	35.34	54	-18.66	-	-	-	-	4	242	H
4	* 1.051	55.96	PK-U	27.1	-37.2	0	45.86	-	-	74	-28.14	-	-	282	279	V
	* 1.05	35.05	ADR	27.1	-37.2	.09	25.04	54	-28.96	-	-	-	-	282	279	V
5	* 2.488	57.36	PK-U	32.3	-34.4	0	55.26	-	-	74	-18.74	-	-	130	225	V
	* 2.488	32.01	ADR	32.3	-34.4	.09	30	54	-24	-	-	-	-	130	225	V
6	* 5	47.84	PK-U	34.1	-31.2	0	50.74	-	-	74	-23.26	-	-	360	102	V
	* 5	32.03	ADR	34.1	-31.2	.09	35.02	54	-18.98	-	-	-	-	360	102	V

* - indicates frequency in CFR47 Pt 15 / IC RSS-Restricted Band

PK-U - U-NII: Maximum Peak

ADR - U-NII AD primary method, RMS average

HIGH CHANNEL

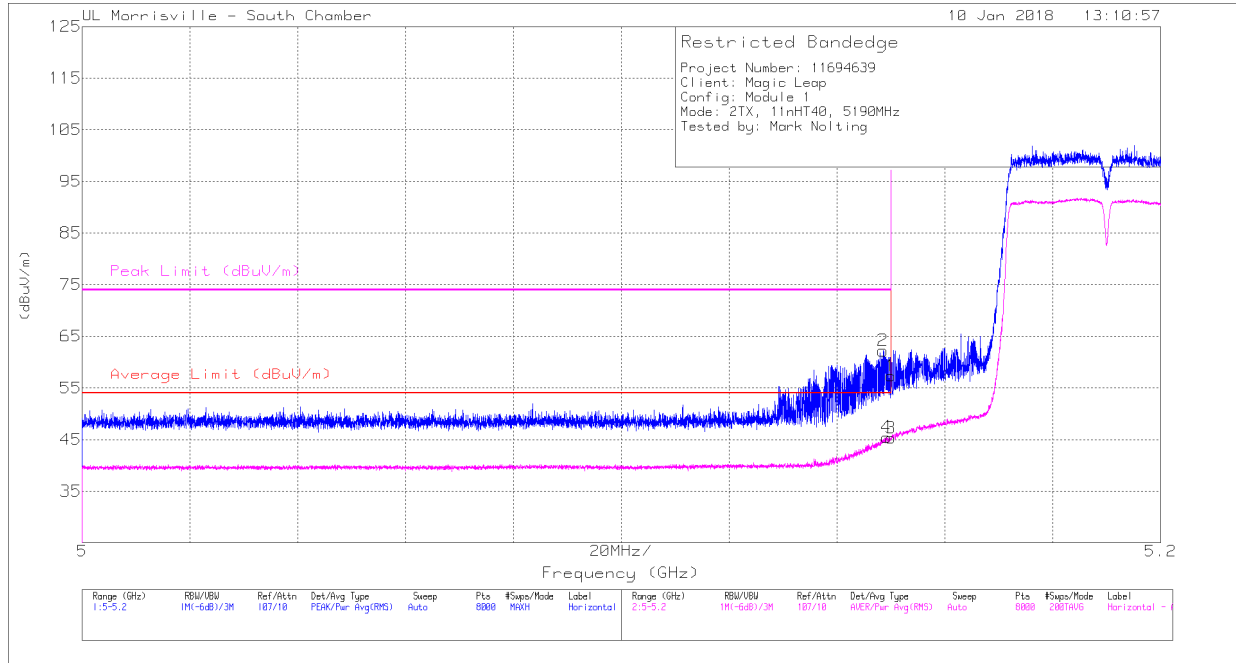


Marker	Frequency (GHz)	Meter Reading (dBuV)	Det	AT0072 AF (dB/m)	Amp/Cbl/Fitr/Pad (dB)	DC Corr (dB)	Corrected Reading (dBuV/m)	Avg Limit (dBuV/m)	Margin (dB)	Peak Limit (dBuV/m)	PK Margin (dB)	UNII Non-Restricted (dBuV/m)	PK Margin (dB)	Azimuth (Degs)	Height (cm)	Polarity
1	* 1.374	54.04	PK-U	29.3	-36.2	0	47.14	-	-	74	-26.86	-	-	80	261	H
	* 1.372	33.77	ADR	29.3	-36.2	.09	26.96	54	-27.04	-	-	-	-	80	261	H
2	* 2.496	54.44	PK-U	32.3	-34.4	0	52.34	-	-	74	-21.66	-	-	300	128	H
	* 2.496	31.22	ADR	32.3	-34.4	.09	29.21	54	-24.79	-	-	-	-	300	128	H
3	* 5.15	43.56	PK-U	34.2	-22.7	0	55.06	-	-	74	-18.94	-	-	355	221	H
	* 5.15	29.94	ADR	34.2	-22.7	.09	41.53	54	-12.47	-	-	-	-	355	221	H
4	* 2.498	56.01	PK-U	32.3	-34.4	0	53.91	-	-	74	-20.09	-	-	174	328	V
	* 2.495	32.12	ADR	32.3	-34.4	.09	30.11	54	-23.89	-	-	-	-	174	328	V
5	* 2.736	46.09	PK-U	32.3	-33.9	0	44.49	-	-	74	-29.51	-	-	11	157	V
	* 2.736	33.3	ADR	32.3	-33.9	.09	31.79	54	-22.21	-	-	-	-	11	157	V
6	* 4.977	46.04	PK-U	34.1	-31.2	0	48.94	-	-	74	-25.06	-	-	356	119	V
	* 4.978	31.61	ADR	34.1	-31.2	.09	34.6	54	-19.4	-	-	-	-	356	119	V

* - indicates frequency in CFR47 Pt 15 / IC RSS-Restricted Band
 PK-U - U-NII: Maximum Peak
 ADR - U-NII AD primary method, RMS average

**10.2.15. TX ABOVE 1 GHz 802.11n HT40 MODE, 5.2 GHz BAND – MODULE 1, MIMO
 SDM**

RESTRICTED BANDEDGE (LOW CHANNEL) HORIZONTAL



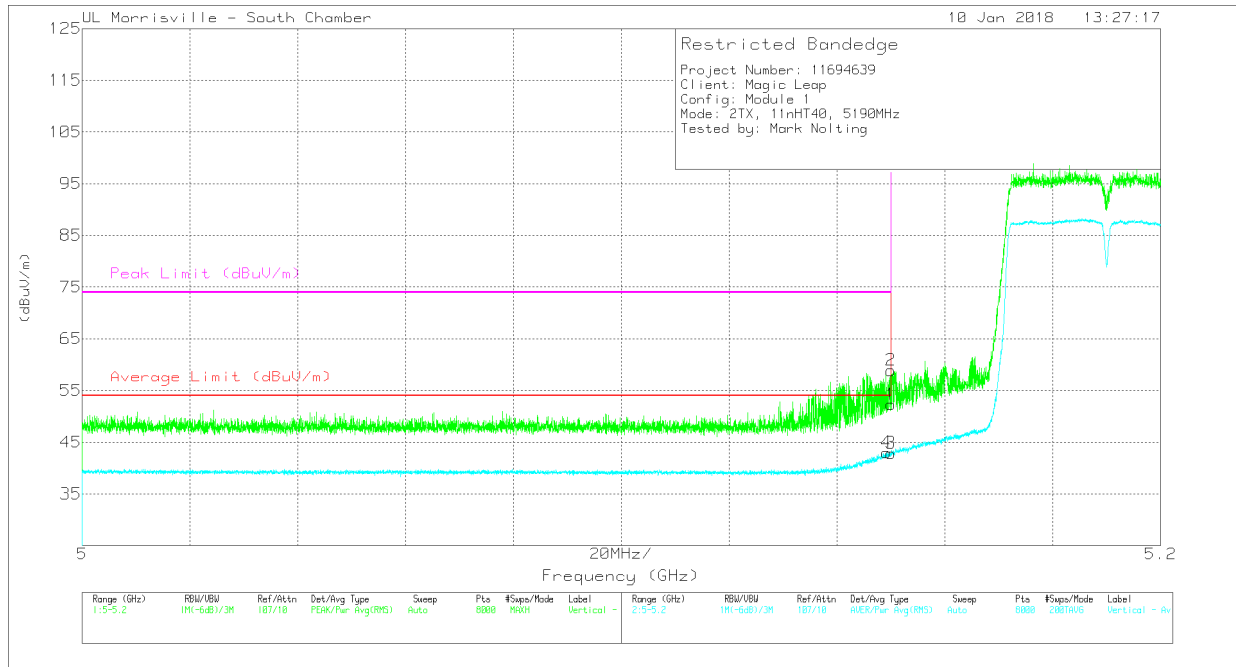
Marker	Frequency (GHz)	Meter Reading (dBuV)	Det	AT0069 AF (dB/m)	Amp/Cbl/Filtr/Pad (dB)	DC Corr (dB)	Corrected Reading (dBuV/m)	Average Limit (dBuV/m)	Margin (dB)	Peak Limit (dBuV/m)	PK Margin (dB)	Azimuth (Degs)	Height (cm)	Polarity
2	* 5.148	50.82	Pk	34.1	-22.7	0	62.22	-	-	74	-11.78	267	216	H
4	* 5.149	33.97	RMS	34.1	-22.7	.09	45.46	54	-8.54	-	-	267	216	H
1	* 5.15	45.92	Pk	34.1	-22.7	0	57.32	-	-	74	-16.68	267	216	H
3	* 5.15	33.81	RMS	34.1	-22.7	.09	45.3	54	-8.7	-	-	267	216	H

* - indicates frequency in CFR47 Pt 15 / IC RSS-Restricted Band

Pk - Peak detector

RMS - RMS detection

RESTRICTED BANDEDGE (LOW CHANNEL) VERTICAL



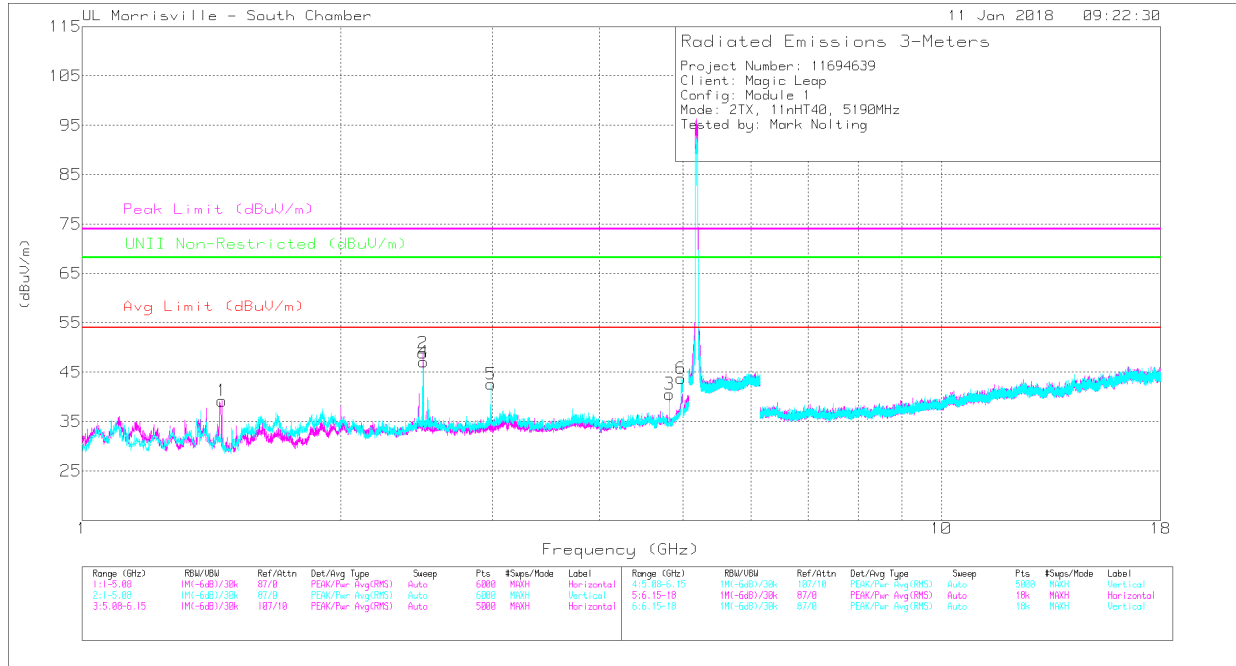
Marker	Frequency (GHz)	Meter Reading (dBuV)	Det	AT0069 AF (dB/m)	Amp/Cbl/Filtr/Pad (dB)	DC Corr (dB)	Corrected Reading (dBuV/m)	Average Limit (dBuV/m)	Margin (dB)	Peak Limit (dBuV/m)	PK Margin (dB)	Azimuth (Degs)	Height (cm)	Polarity
4	* 5.149	31.51	RMS	34.1	-22.7	.09	43	54	-11	-	-	210	331	V
1	* 5.15	40.94	Pk	34.1	-22.7	0	52.34	-	-	74	-21.66	210	331	V
2	* 5.15	47.49	Pk	34.1	-22.7	0	58.89	-	-	74	-15.11	210	331	V
3	* 5.15	31.41	RMS	34.1	-22.7	.09	42.9	54	-11.1	-	-	210	331	V

* - indicates frequency in CFR47 Pt 15 / IC RSS-Restricted Band

Pk - Peak detector

RMS - RMS detection

HARMONICS AND SPURIOUS EMISSIONS
LOW CHANNEL



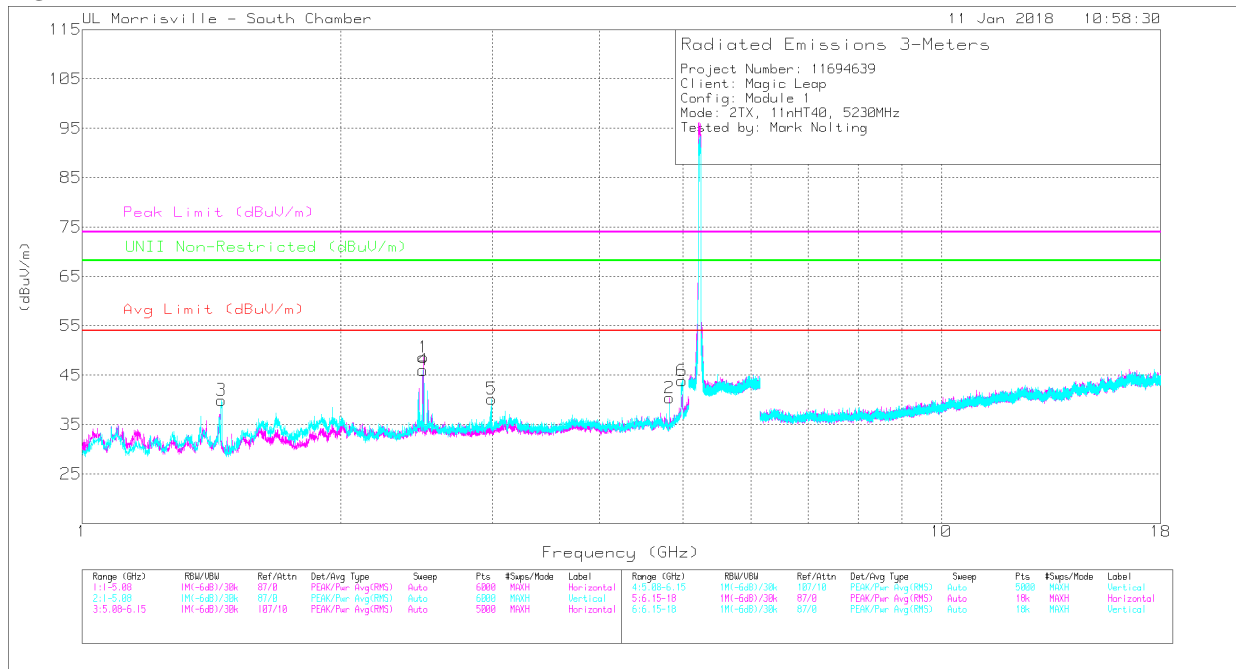
Marker	Frequency (GHz)	Meter Reading (dBuV)	Det	AT0069 AF (dB/m)	Amp/Cbl/Filtr/Pad (dB)	DC Corr (dB)	Corrected Reading (dBuV/m)	Avg Limit (dBuV/m)	Margin (dB)	Peak Limit (dBuV/m)	PK Margin (dB)	UNII Non-Restricted (dBuV/m)	PK Margin (dB)	Azimuth (Degs)	Height (cm)	Polarity
1	* 1.437	57.43	PK-U	28.7	-34.9	0	51.23	-	-	74	-22.77	-	-	158	174	H
	* 1.446	32.87	ADR	28.7	-35	.09	26.66	54	-27.34	-	-	-	-	158	174	H
2	* 2.489	60.31	PK-U	32.4	-34.1	0	58.61	-	-	74	-15.39	-	-	198	155	H
	* 2.491	34.87	ADR	32.4	-34	.09	33.36	54	-20.64	-	-	-	-	198	155	H
3	* 4.824	43.54	PK-U	34	-30.9	0	46.64	-	-	74	-27.36	-	-	43	108	H
	* 4.824	36.89	ADR	34	-30.9	.09	40.08	54	-13.92	-	-	-	-	43	108	H
4	* 2.496	61.94	PK-U	32.4	-34	0	60.34	-	-	74	-13.66	-	-	208	127	V
	* 2.497	35.62	ADR	32.3	-34	.09	34.01	54	-19.99	-	-	-	-	208	127	V
6	* 4.979	49.17	PK-U	34	-30	0	53.17	-	-	74	-20.83	-	-	120	101	V
	* 4.982	32.4	ADR	34	-30.1	.09	36.39	54	-17.61	-	-	-	-	120	101	V
5	2.993	54.45	PK-U	32.9	-33.6	0	53.75	-	-	-	-	68.2	-14.45	135	101	V

* - indicates frequency in CFR47 Pt 15 / IC RSS-Restricted Band

PK-U - U-NII: Maximum Peak

ADR - U-NII AD primary method, RMS average

HIGH CHANNEL



Marker	Frequency (GHz)	Meter Reading (dBuV)	Det	AT0069 AF (dB/m)	Amp/Cbl/Filtr/Pad (dB)	DC Corr (dB)	Corrected Reading (dBuV/m)	Avg Limit (dBuV/m)	Margin (dB)	Peak Limit (dBuV/m)	PK Margin (dB)	UNII Non-Restricted (dBuV/m)	PK Margin (dB)	Azimuth (Degs)	Height (cm)	Polarity
1	* 2.495	60.72	PK-U	32.4	-34	0	59.12	-	-	74	-14.88	-	-	196	155	H
	* 2.49	35.45	ADR	32.4	-34	.09	33.94	54	-20.06	-	-	-	-	196	155	H
2	* 4.824	43.6	PK-U	34	-30.9	0	46.7	-	-	74	-27.3	-	-	43	108	H
	* 4.824	36.9	ADR	34	-30.9	.09	40.09	54	-13.91	-	-	-	-	43	108	H
3	* 1.437	52.24	PK-U	28.7	-34.9	0	46.04	-	-	74	-27.96	-	-	178	148	V
	* 1.444	35.93	ADR	28.7	-34.9	.09	29.82	54	-24.18	-	-	-	-	178	148	V
4	* 2.497	60.67	PK-U	32.3	-34	0	58.97	-	-	74	-15.03	-	-	207	127	V
	* 2.493	34.68	ADR	32.4	-34	.09	33.17	54	-20.83	-	-	-	-	207	127	V
6	* 5	49.07	PK-U	34	-30.2	0	52.87	-	-	74	-21.13	-	-	126	101	V
	* 4.997	33.51	ADR	34	-30.2	.09	37.4	54	-16.6	-	-	-	-	126	101	V
5	2.988	54.57	PK-U	32.9	-33.6	0	53.87	-	-	-	-	68.2	-14.33	133	101	V

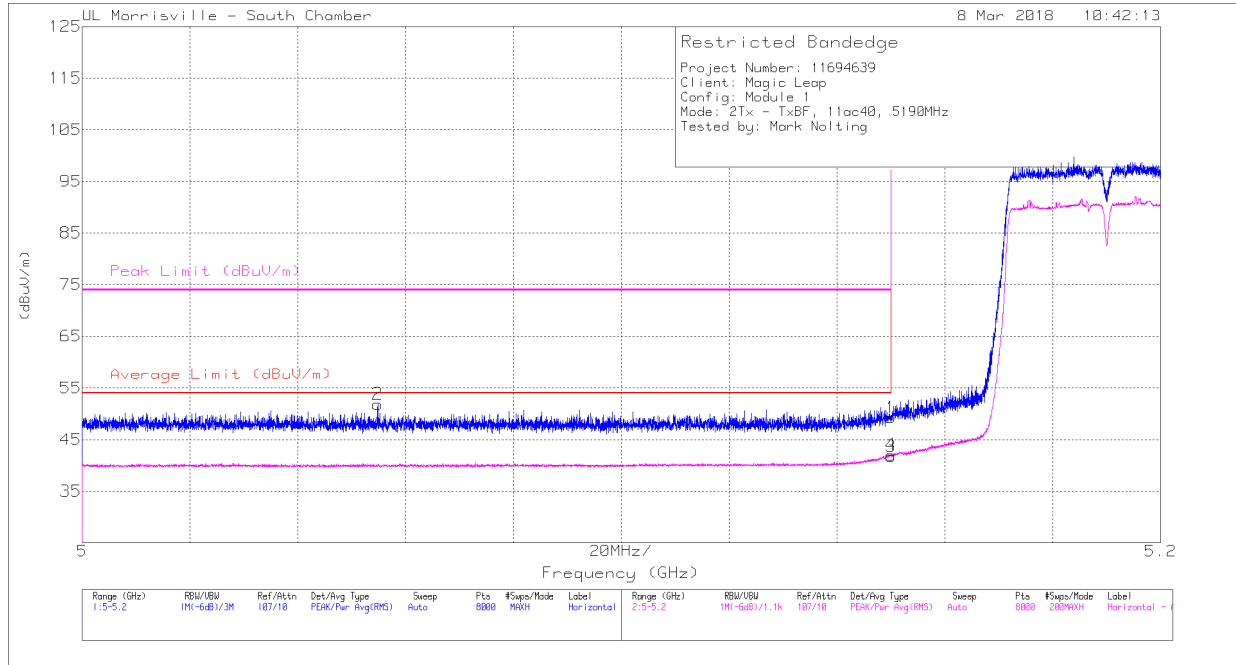
* - indicates frequency in CFR47 Pt 15 / IC RSS-Restricted Band

PK-U - U-NII: Maximum Peak

ADR - U-NII AD primary method, RMS average

10.2.16. TX ABOVE 1 GHz 802.11ac VHT40 MODE, 5.2 GHz BAND – MODULE 1, MIMO TxBF

RESTRICTED BANDEDGE (LOW CHANNEL) HORIZONTAL



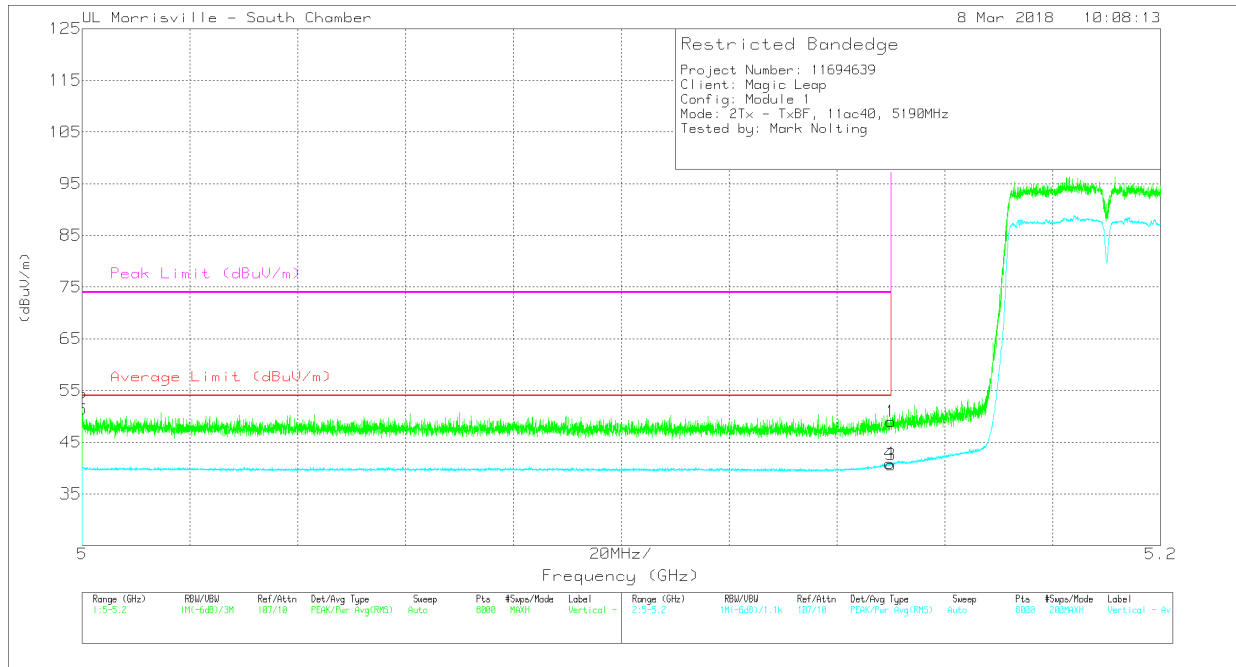
Marker	Frequency (GHz)	Meter Reading (dBuV)	Det	AT0069 AF (dB/m)	Amp/Cbl/Filtr/Pad (dB)	Corrected Reading (dBuV/m)	Average Limit (dBuV/m)	Margin (dB)	Peak Limit (dBuV/m)	PK Margin (dB)	Azimuth (Degs)	Height (cm)	Polarity
2	* 5.055	40.47	Pk	34	-22.6	51.87	-	-	74	-22.13	156	181	H
1	* 5.15	37.81	Pk	34.1	-22.7	49.21	-	-	74	-24.79	156	181	H
3	* 5.15	30.34	V1TR	34.1	-22.7	41.74	54	-12.26	-	-	156	181	H
4	* 5.15	30.63	V1TR	34.1	-22.7	42.03	54	-11.97	-	-	156	181	H

* - indicates frequency in CFR47 Pt 15 / IC RSS-Restricted Band

Pk - Peak detector

V1TR - U-NII: VB=1/Ton, RMS Average where: Ton is packet duration

RESTRICTED BANDEDGE (LOW CHANNEL) VERTICAL



Marker	Frequency (GHz)	Meter Reading (dBuV)	Det	AT0069 AF (dB/m)	Amp/Cbl/Filtr/Pad (dB)	Corrected Reading (dBuV/m)	Average Limit (dBuV/m)	Margin (dB)	Peak Limit (dBuV/m)	PK Margin (dB)	Azimuth (Degs)	Height (cm)	Polarity
2	* 5	39.82	Pk	34	-22.4	51.42	-	-	74	-22.58	325	219	V
1	* 5.15	37.56	Pk	34.1	-22.7	48.96	-	-	74	-25.04	325	219	V
3	* 5.15	29.22	V1TR	34.1	-22.7	40.62	54	-13.38	-	-	325	219	V
4	* 5.15	29.47	V1TR	34.1	-22.7	40.87	54	-13.13	-	-	325	219	V

* - indicates frequency in CFR47 Pt 15 / IC RSS-Restricted Band

Pk - Peak detector

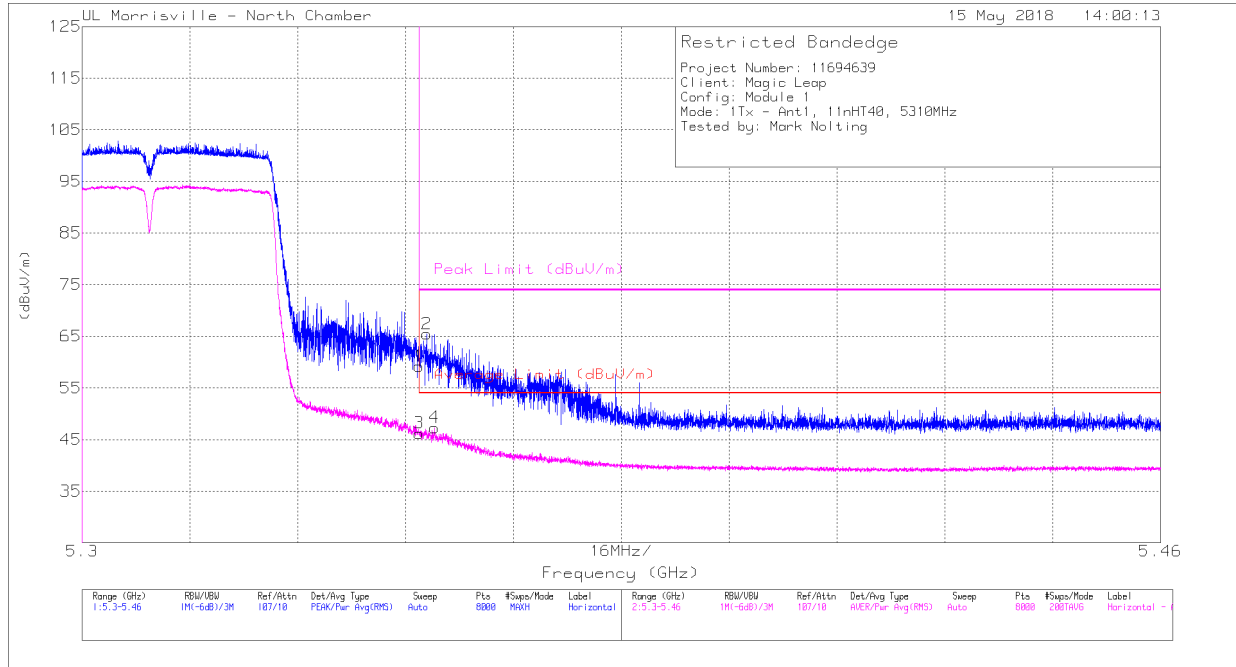
V1TR - U-NII: VB=1/Ton, RMS Average where: Ton is packet duration

Note - Transmit beamforming only supported by 802.11n and 802.11ac modes. The router was investigated at different θ s around the EUT. It was determined that there was <3dB delta in position. The router was then placed behind the receiving antenna. Transmit beamforming spot check scans were taken and this showed little to no variation from 802.11n/ac MIMO SDM spurious scans. Therefore, 802.11n/ac MIMO SDM spurious data is used to represent 802.11nHT20/nHT40 and 802.11ac VHT80 transmit beamforming. For transmit beamforming testing 802.11ac VHT20 and VHT40 were tested to cover 802.11n HT20 and HT40.

10.2.17. TX ABOVE 1 GHz 802.11n HT40 MODE, 5.3 GHz BAND – MODULE 1, SISO ANTO

AUTHORIZED BANDEDGE (HIGH CHANNEL) HORIZONTAL

Note – The plots in this section show ANT 1 but should be considered ANT0.



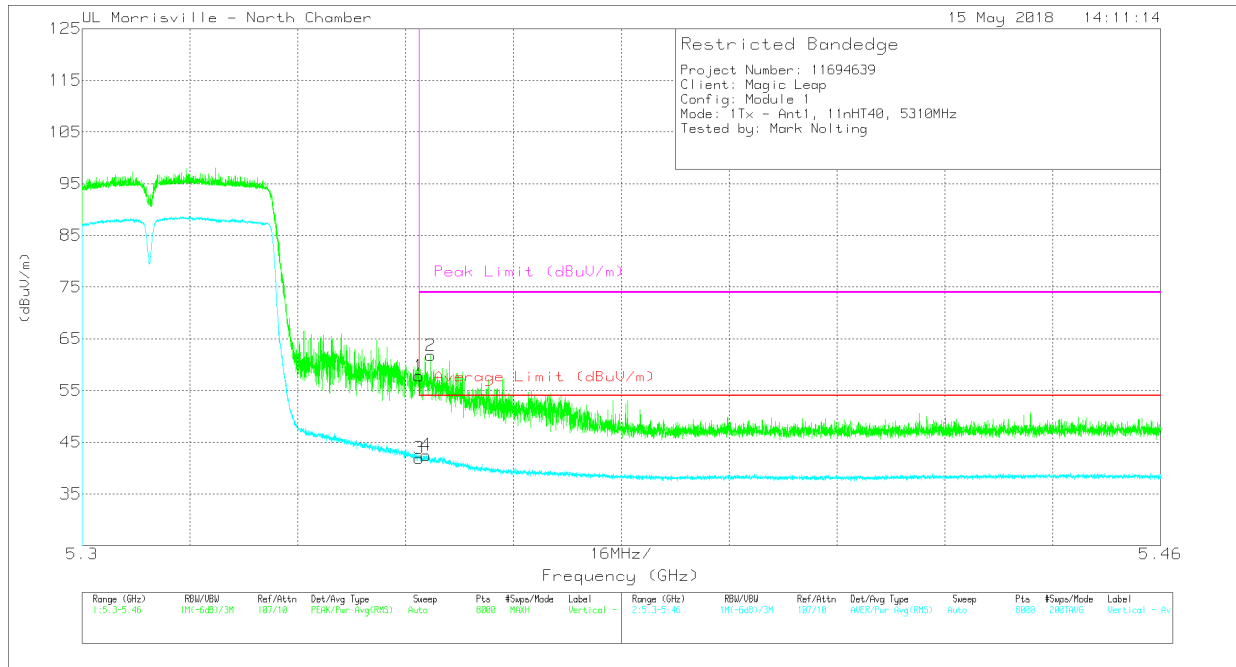
Marker	Frequency (GHz)	Meter Reading (dBuV)	Det	AT0072 AF (dB/m)	Amp/Cbl/Filtr/Pad (dB)	DC Corr (dB)	Corrected Reading (dBuV/m)	Average Limit (dBuV/m)	Margin (dB)	Peak Limit (dBuV/m)	PK Margin (dB)	Azimuth (Degs)	Height (cm)	Polarity
1	* 5.35	47.97	Pk	34.4	-23.2	0	59.17	-	-	74	-14.83	83	152	H
3	* 5.35	34.94	RMS	34.4	-23.2	.09	46.23	54	-7.77	-	-	83	152	H
2	* 5.351	54.25	Pk	34.4	-23.2	0	65.45	-	-	74	-8.55	83	152	H
4	* 5.352	36.03	RMS	34.4	-23.2	.09	47.32	54	-6.68	-	-	83	152	H

* - indicates frequency in CFR47 Pt 15 / IC RSS-Restricted Band

Pk - Peak detector

RMS - RMS detection

AUTHORIZED BANDEDGE (HIGH CHANNEL) VERTICAL



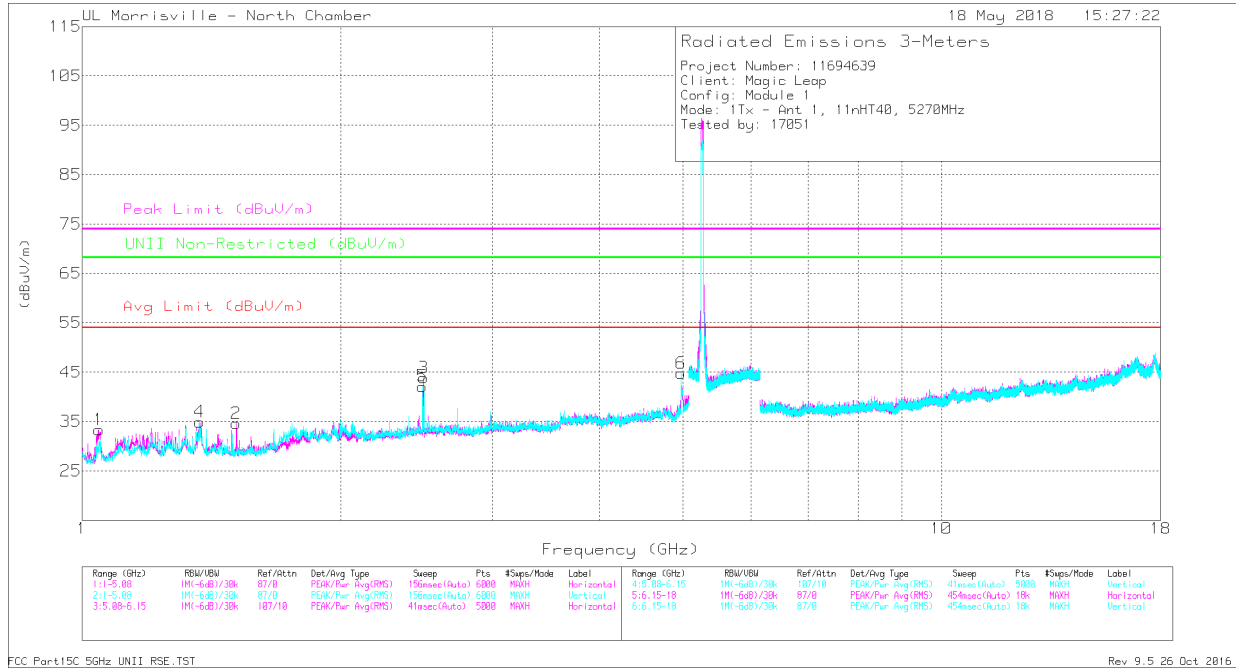
Marker	Frequency (GHz)	Meter Reading (dBuV)	Det	AT0072 AF (dB/m)	Amp/Cbl/Filtr/Pad (dB)	DC Corr (dB)	Corrected Reading (dBuV/m)	Average Limit (dBuV/m)	Margin (dB)	Peak Limit (dBuV/m)	PK Margin (dB)	Azimuth (Degs)	Height (cm)	Polarity
1	* 5.35	46.64	Pk	34.4	-23.2	0	57.84	-	-	74	-16.16	193	144	V
3	* 5.35	30.62	RMS	34.4	-23.2	.09	41.91	54	-12.09	-	-	193	144	V
4	* 5.351	31.23	RMS	34.4	-23.2	.09	42.52	54	-11.48	-	-	193	144	V
2	* 5.352	50.56	Pk	34.4	-23.2	0	61.76	-	-	74	-12.24	193	144	V

* - indicates frequency in CFR47 Pt 15 / IC RSS-Restricted Band

Pk - Peak detector

RMS - RMS detection

HARMONICS AND SPURIOUS EMISSIONS
LOW CHANNEL



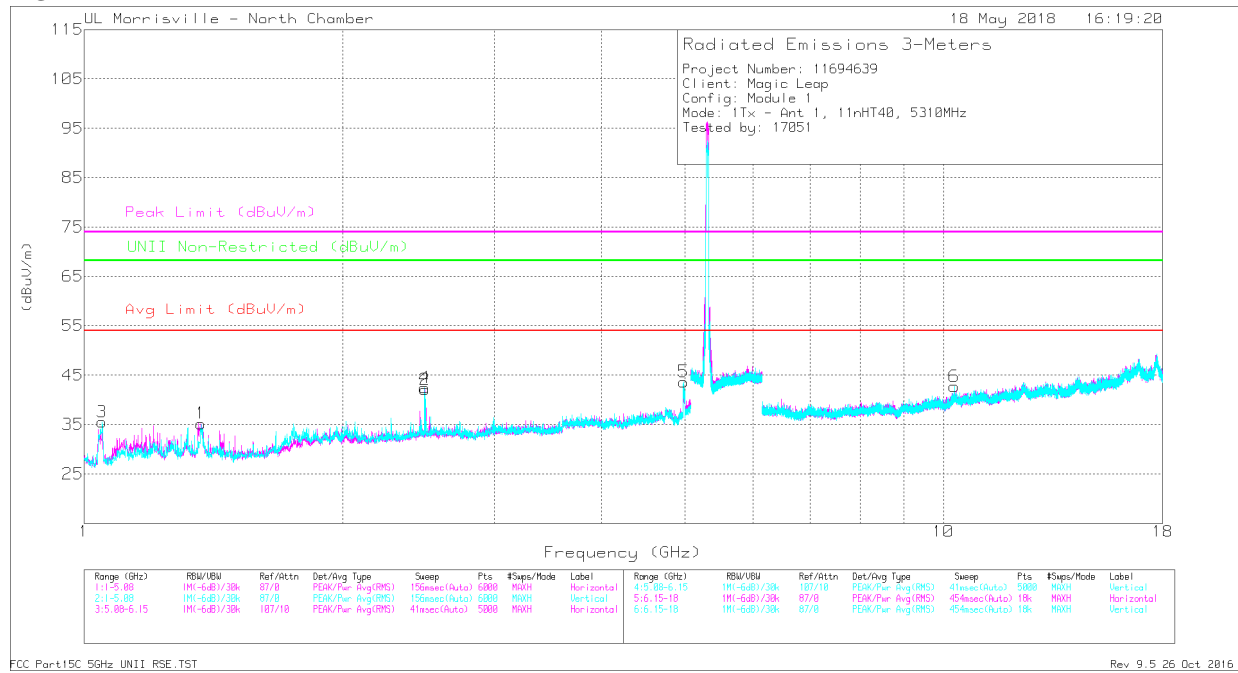
Marker	Frequency (GHz)	Meter Reading (dBuV)	Det	AT0072 AF (dB/m)	Amp/Cbl/Fitr/Pad (dB)	DC Corr (dB)	Corrected Reading (dBuV/m)	Avg Limit (dBuV/m)	Margin (dB)	Peak Limit (dBuV/m)	PK Margin (dB)	UNII Non-Restricted (dBuV/m)	PK Margin (dB)	Azimuth (Degs)	Height (cm)	Polarity
1	* 1.051	50.78	PK-U	27.1	-37.2	0	40.68	-	-	74	-33.32	-	-	179	217	H
	* 1.044	36.61	ADR	27.1	-37.3	.09	26.5	54	-27.5	-	-	-	-	179	217	H
2	* 1.511	49.35	PK-U	27.8	-36.5	0	40.65	-	-	74	-33.35	-	-	72	265	H
	* 1.511	34.1	ADR	27.8	-36.5	.09	25.49	54	-28.51	-	-	-	-	72	265	H
3	* 2.499	57.53	PK-U	32.3	-34.4	0	55.43	-	-	74	-18.57	-	-	112	100	H
	* 2.497	32.31	ADR	32.3	-34.4	.09	30.3	54	-23.7	-	-	-	-	112	100	H
4	* 1.374	52.7	PK-U	29.3	-36.2	0	45.8	-	-	74	-28.2	-	-	298	308	V
	* 1.368	34.89	ADR	29.4	-36.3	.09	28.08	54	-25.92	-	-	-	-	298	308	V
5	* 2.496	57.9	PK-U	32.3	-34.4	0	55.8	-	-	74	-18.2	-	-	121	192	V
	* 2.497	32.4	ADR	32.3	-34.4	.09	30.39	54	-23.61	-	-	-	-	121	192	V
6	* 4.982	49.83	PK-U	34.1	-31.3	0	52.63	-	-	74	-21.37	-	-	4	103	V
	* 4.981	33.34	ADR	34.1	-31.3	.09	36.23	54	-17.77	-	-	-	-	4	103	V

* - indicates frequency in CFR47 Pt 15 / IC RSS-Restricted Band

PK-U - U-NII: Maximum Peak

ADR - U-NII AD primary method, RMS average

HIGH CHANNEL



Marker	Frequency (GHz)	Meter Reading (dBuV)	Det	AT0072 AF (dB/m)	Amp/Cbl/Filtr/Pad (dB)	DC Corr (dB)	Corrected Reading (dBuV/m)	Avg Limit (dBuV/m)	Margin (dB)	Peak Limit (dBuV/m)	PK Margin (dB)	UNII Non-Restricted (dBuV/m)	PK Margin (dB)	Azimuth (Degs)	Height (cm)	Polarity
1	* 1.368	47.66	PK-U	29.4	-36.3	0	40.76	-	-	74	-33.24	-	-	23	208	H
	* 1.368	37.53	ADR	29.4	-36.3	.09	30.72	54	-23.28	-	-	-	-	23	208	H
2	* 2.494	57.09	PK-U	32.3	-34.4	0	54.99	-	-	74	-19.01	-	-	112	100	H
	* 2.498	31.96	ADR	32.3	-34.4	.09	29.95	54	-24.05	-	-	-	-	112	100	H
3	* 1.045	46.74	PK-U	27.1	-37.2	0	36.64	-	-	74	-37.36	-	-	291	275	V
	* 1.05	34.29	ADR	27.1	-37.2	.09	24.28	54	-29.72	-	-	-	-	291	275	V
4	* 2.492	57.55	PK-U	32.3	-34.4	0	55.45	-	-	74	-18.55	-	-	121	193	V
	* 2.488	32.71	ADR	32.3	-34.4	.09	30.7	54	-23.3	-	-	-	-	121	193	V
5	* 4.995	48.83	PK-U	34.1	-31.2	0	51.73	-	-	74	-22.27	-	-	4	100	V
	* 4.978	33.61	ADR	34.1	-31.2	.09	36.6	54	-17.4	-	-	-	-	4	100	V
6	10.287	35.3	PK-U	37.3	-25.4	0	47.2	-	-	-	-	68.2	-21	206	201	V

* - indicates frequency in CFR47 Pt 15 / IC RSS-Restricted Band

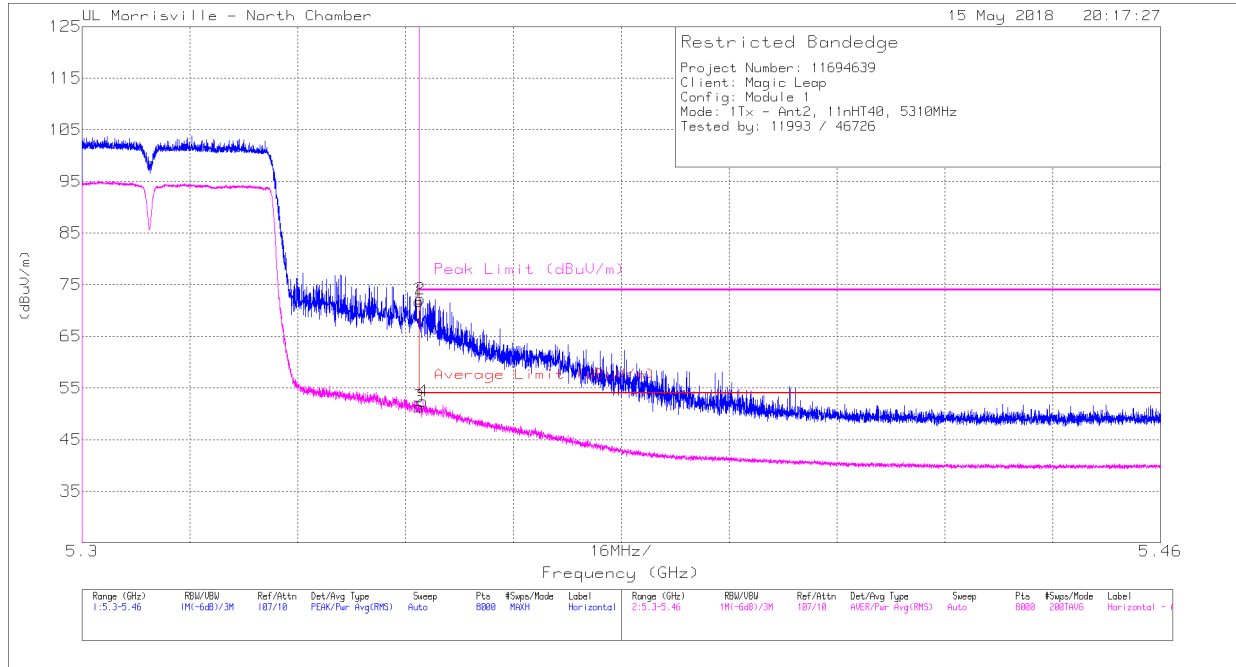
PK-U - U-NII: Maximum Peak

ADR - U-NII AD primary method, RMS average

10.2.18. TX ABOVE 1 GHz 802.11n HT40 MODE, 5.3 GHz BAND – MODULE 1, SISO ANT1

AUTHORIZED BANDEDGE (HIGH CHANNEL) HORIZONTAL

Note – The plots in this section show ANT 2 but should be considered ANT1.



Marker	Frequency (GHz)	Meter Reading (dBuV)	Det	AT0072 AF (dB/m)	Amp/Cbl/Filtr/Pad (dB)	DC Corr (dB)	Corrected Reading (dBuV/m)	Average Limit (dBuV/m)	Margin (dB)	Peak Limit (dBuV/m)	PK Margin (dB)	Azimuth (Degs)	Height (cm)	Polarity
1	*** 5.35	60.49	Pk	34.4	-23.2	0	71.69	-	-	74	-2.31	195	308	H
2	*** 5.35	61.05	Pk	34.4	-23.2	0	72.25	-	-	74	-1.75	195	308	H
3	*** 5.35	40.07	RMS	34.4	-23.2	.09	51.36	54	-2.64	-	-	195	308	H
4	*** 5.351	41.17	RMS	34.4	-23.2	.09	52.46	54	-1.54	-	-	195	308	H

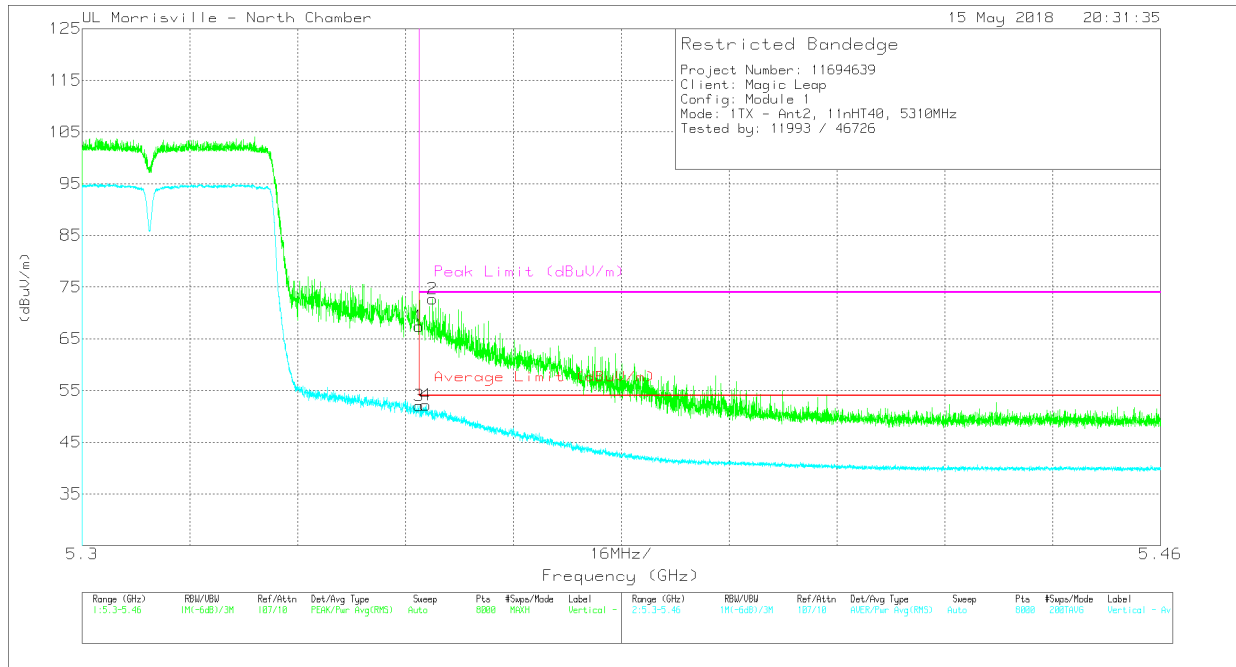
* - indicates frequency in CFR47 Pt 15 / IC RSS-Restricted Band

** - indicates frequency in Taiwan NCC LP0002 Restricted Band

Pk - Peak detector

RMS - RMS detection

AUTHORIZED BANDEDGE (HIGH CHANNEL) VERTICAL

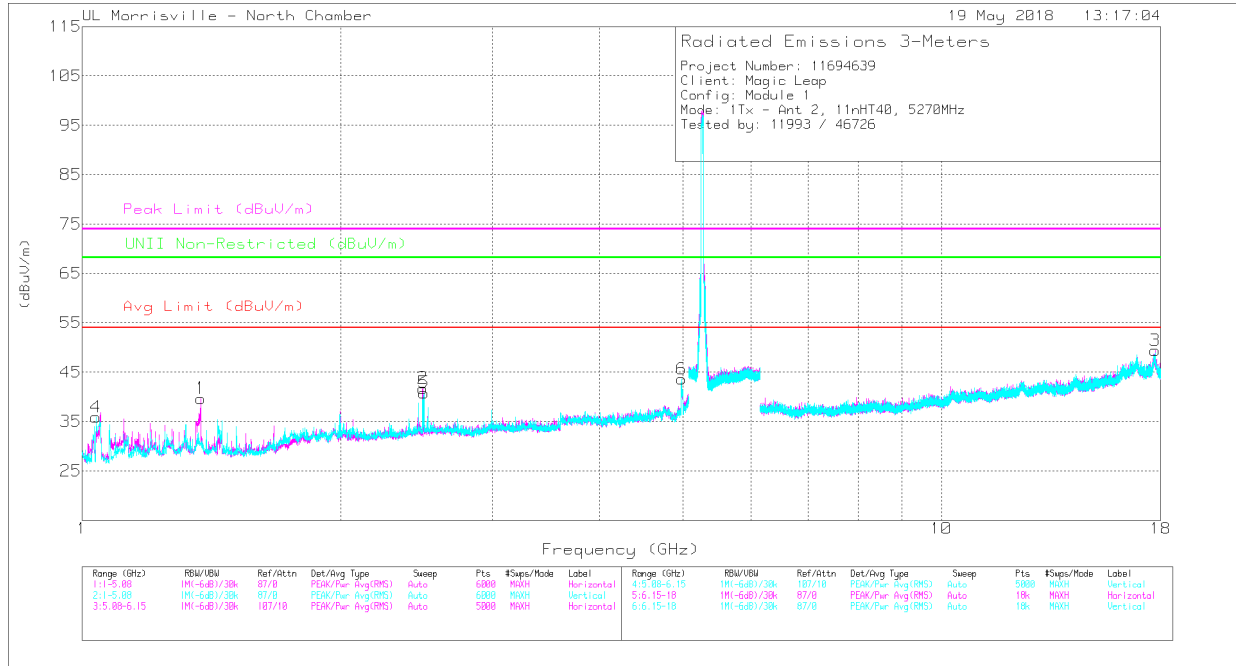


Marker	Frequency (GHz)	Meter Reading (dBuV)	Det	AT0072 AF (dB/m)	Amp/Cbl/Filtr/Pad (dB)	DC Corr (dB)	Corrected Reading (dBuV/m)	Average Limit (dBuV/m)	Margin (dB)	Peak Limit (dBuV/m)	PK Margin (dB)	Azimuth (Degs)	Height (cm)	Polarity
1	*** 5.35	56.24	Pk	34.4	-23.2	0	67.44	-	-	74	-6.56	158	274	V
2	*** 5.352	61.51	Pk	34.4	-23.2	0	72.71	-	-	74	-1.29	158	274	V
3	*** 5.35	40.8	RMS	34.4	-23.2	.09	52.09	54	-1.91	-	-	158	274	V
4	*** 5.351	40.92	RMS	34.4	-23.2	.09	52.21	54	-1.79	-	-	158	274	V

* - indicates frequency in CFR47 Pt 15 / IC RSS-Restricted Band
 ** - indicates frequency in Taiwan NCC LP0002 Restricted Band
 Pk - Peak detector
 RMS - RMS detection

HARMONICS AND SPURIOUS EMISSIONS

LOW CHANNEL



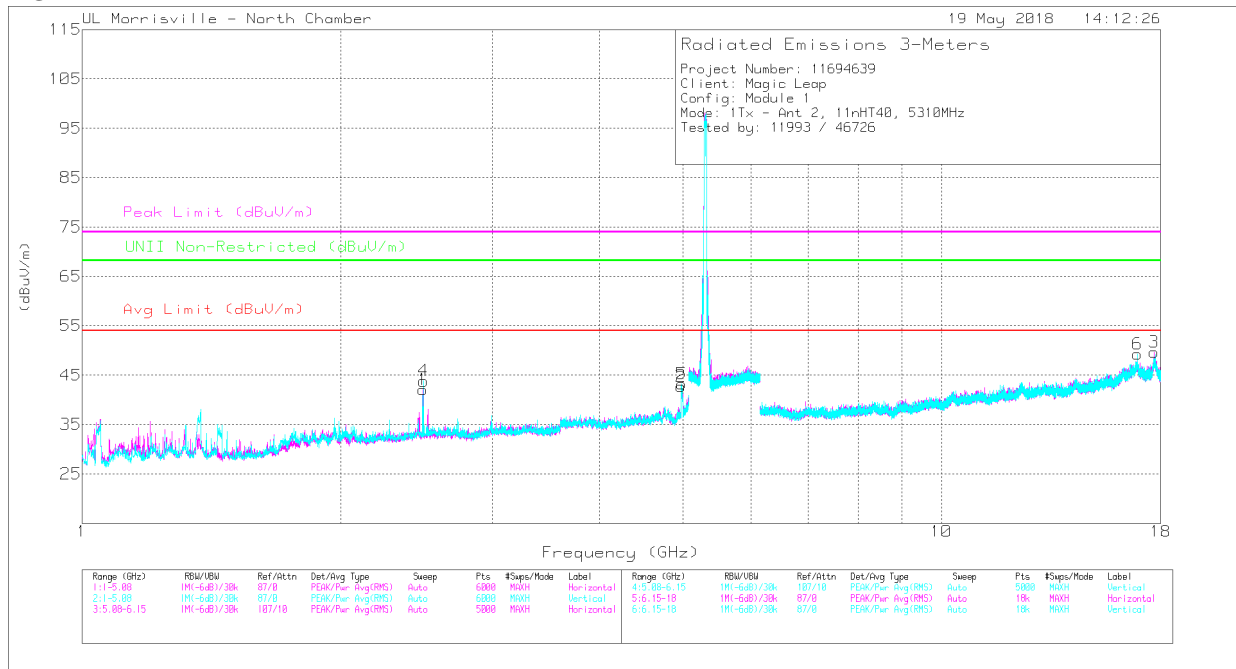
Marker	Frequency (GHz)	Meter Reading (dBuV)	Det	AT0072 AF (dB/m)	Amp/Cbl/Filtr/Pad (dB)	DC Corr (dB)	Corrected Reading (dBuV/m)	Avg Limit (dBuV/m)	Margin (dB)	Peak Limit (dBuV/m)	PK Margin (dB)	UNII Non-Restricted (dBuV/m)	PK Margin (dB)	Azimuth (Degs)	Height (cm)	Polarity
1	* 1.374	54.06	PK-U	29.3	-36.2	0	47.16	-	-	74	-26.84	-	-	73	192	H
	* 1.373	34.31	ADR	29.3	-36.2	.09	27.5	54	-26.5	-	-	-	-	73	192	H
2	* 2.496	55.72	PK-U	32.3	-34.4	0	53.62	-	-	74	-20.38	-	-	302	115	H
	* 2.496	31.93	ADR	32.3	-34.4	.09	29.92	54	-24.08	-	-	-	-	302	115	H
4	* 1.038	54.25	PK-U	27.1	-37.3	0	44.05	-	-	74	-29.95	-	-	284	187	V
	* 1.038	33.73	ADR	27.1	-37.3	.09	23.62	54	-30.38	-	-	-	-	284	187	V
5	* 2.496	55.84	PK-U	32.3	-34.4	0	53.74	-	-	74	-20.26	-	-	329	105	V
	* 2.498	31.75	ADR	32.3	-34.4	.09	29.74	54	-24.26	-	-	-	-	329	105	V
6	* 4.979	47.29	PK-U	34.1	-31.3	0	50.09	-	-	74	-23.91	-	-	0	106	V
	* 4.979	32.28	ADR	34.1	-31.3	.09	35.17	54	-18.83	-	-	-	-	0	106	V
3	* 17.737	34.13	PK-U	41.5	-21	0	54.63	-	-	74	-19.37	-	-	262	169	H
	* 17.734	22.81	ADR	41.5	-21	.09	43.4	54	-10.6	-	-	-	-	262	169	H

* - indicates frequency in CFR47 Pt 15 / IC RSS-Restricted Band

PK-U - U-NII: Maximum Peak

ADR - U-NII AD primary method, RMS average

HIGH CHANNEL



Marker	Frequency (GHz)	Meter Reading (dBuV)	Det	AT0072 AF (dB/m)	Amp/Cbl/Fitr/Pad (dB)	DC Corr (dB)	Corrected Reading (dBuV/m)	Avg Limit (dBuV/m)	Margin (dB)	Peak Limit (dBuV/m)	PK Margin (dB)	UNII Non-Restricted (dBuV/m)	PK Margin (dB)	Azimuth (Degs)	Height (cm)	Polarity
1	* 2.493	55.89	PK-U	32.3	-34.4	0	53.79	-	-	74	-20.21	-	-	100	152	H
	* 2.494	31.16	ADR	32.3	-34.4	.09	29.15	54	-24.85	-	-	-	-	100	152	H
2	* 4.975	48.13	PK-U	34.1	-31.2	0	51.03	-	-	74	-22.97	-	-	6	104	H
	* 4.977	32.77	ADR	34.1	-31.2	.09	35.76	54	-18.24	-	-	-	-	6	104	H
3	17.685	34.68	PK-U	41.6	-22.2	0	54.08	-	-	-	-	68.2	-14.12	191	341	H
4	* 2.497	57.45	PK-U	32.3	-34.4	0	55.35	-	-	74	-18.65	-	-	26	141	V
	* 2.492	32.15	ADR	32.3	-34.4	.09	30.14	54	-23.86	-	-	-	-	26	141	V
5	* 4.986	47.9	PK-U	34.1	-31.3	0	50.7	-	-	74	-23.3	-	-	1	136	V
	* 4.985	31.98	ADR	34.1	-31.3	.09	34.87	54	-19.13	-	-	-	-	1	136	V
6	16.917	36.39	PK-U	41.4	-23.9	0	53.89	-	-	-	-	68.2	-14.31	315	323	V

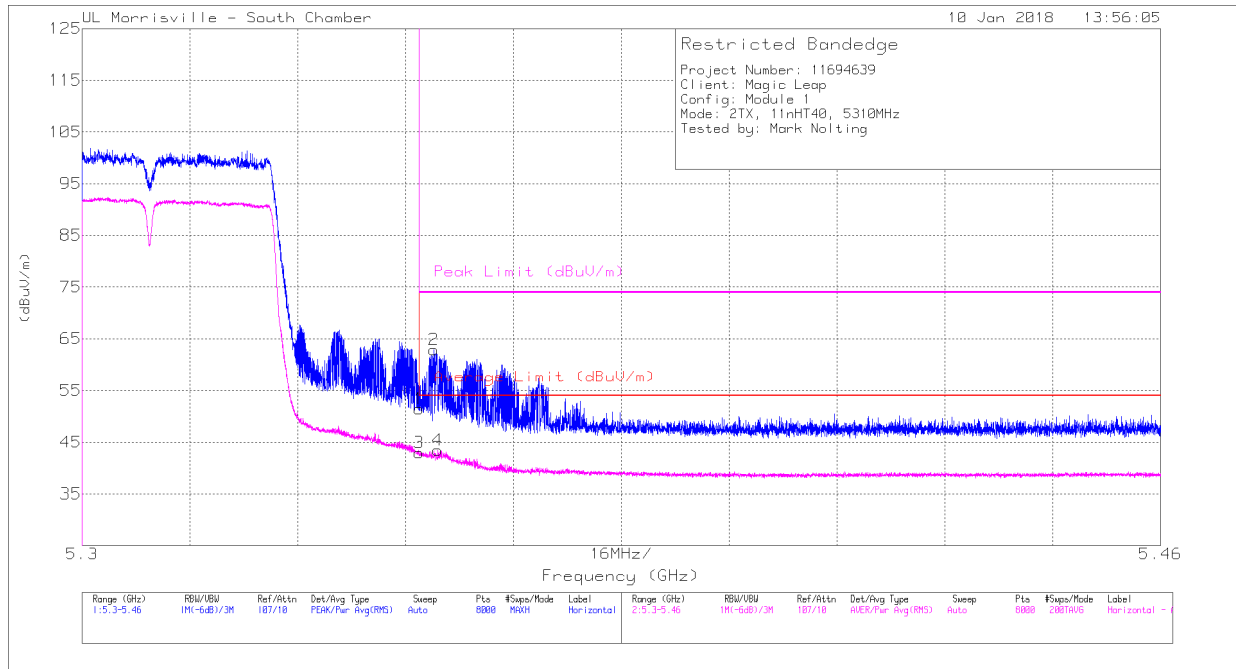
* - indicates frequency in CFR47 Pt 15 / IC RSS-Restricted Band

PK-U - U-NII: Maximum Peak

ADR - U-NII AD primary method, RMS average

**10.2.19. TX ABOVE 1 GHz 802.11n HT40 MODE, 5.3 GHz BAND – MODULE 1, MIMO
 SDM**

AUTHORIZED BANDEDGE (HIGH CHANNEL) HORIZONTAL



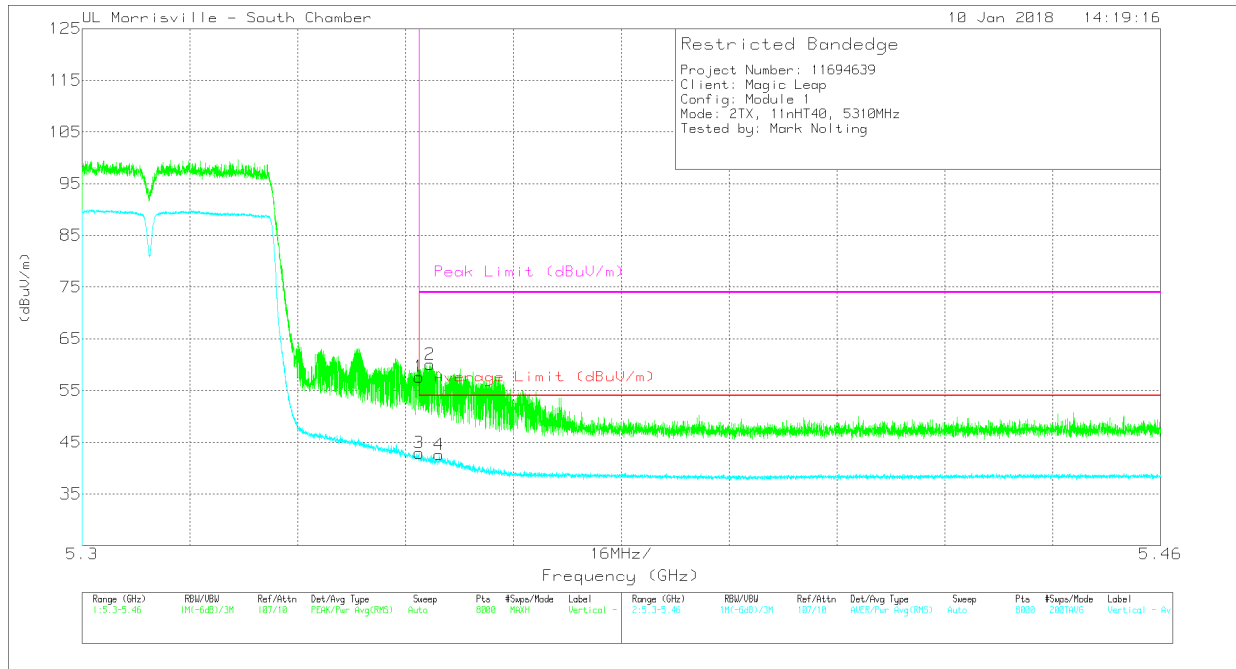
Marker	Frequency (GHz)	Meter Reading (dBuV)	Det	AT0069 AF (dB/m)	Amp/Cbl/Filtr/Pad (dB)	DC Corr (dB)	Corrected Reading (dBuV/m)	Average Limit (dBuV/m)	Margin (dB)	Peak Limit (dBuV/m)	PK Margin (dB)	Azimuth (Degs)	Height (cm)	Polarity
1	* 5.35	40.13	Pk	34.4	-23.1	0	51.43	-	-	74	-22.57	159	145	H
3	* 5.35	31.54	RMS	34.4	-23.1	.09	42.93	54	-11.07	-	-	159	145	H
2	* 5.352	51.56	Pk	34.4	-23.1	0	62.86	-	-	74	-11.14	159	145	H
4	* 5.353	32.09	RMS	34.4	-23.1	.09	43.48	54	-10.52	-	-	159	145	H

* - indicates frequency in CFR47 Pt 15 / IC RSS-Restricted Band

Pk - Peak detector

RMS - RMS detection

AUTHORIZED BANDEGE (HIGH CHANNEL) VERTICAL



Marker	Frequency (GHz)	Meter Reading (dBuV)	Det	AT0069 AF (dB/m)	Amp/Cbl/Filtr/Pad (dB)	DC Corr (dB)	Corrected Reading (dBuV/m)	Average Limit (dBuV/m)	Margin (dB)	Peak Limit (dBuV/m)	PK Margin (dB)	Azimuth (Degs)	Height (cm)	Polarity
1	* 5.35	46.36	Pk	34.4	-23.1	0	57.66	-	-	74	-16.34	234	264	V
3	* 5.35	31.53	RMS	34.4	-23.1	.09	42.92	54	-11.08	-	-	234	264	V
2	* 5.352	48.73	Pk	34.4	-23.1	0	60.03	-	-	74	-13.97	234	264	V
4	* 5.353	31.23	RMS	34.4	-23.1	.09	42.62	54	-11.38	-	-	234	264	V

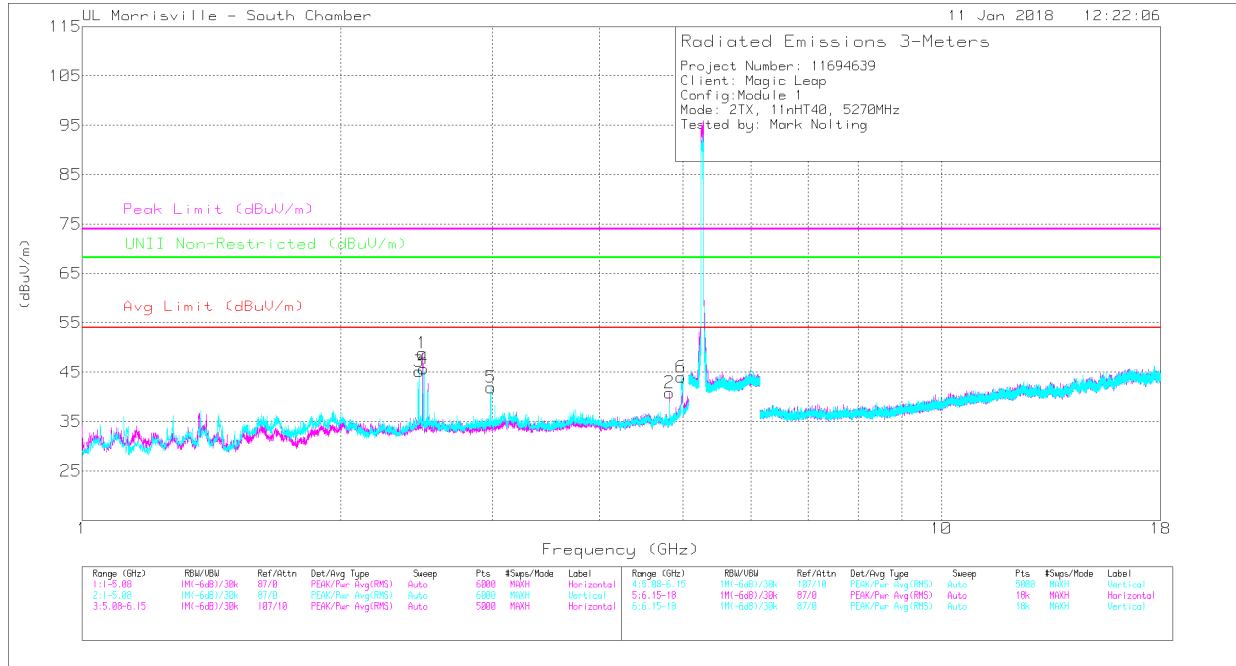
* - indicates frequency in CFR47 Pt 15 / IC RSS-Restricted Band

PK - Peak detector

RMS - RMS detection

HARMONICS AND SPURIOUS EMISSIONS

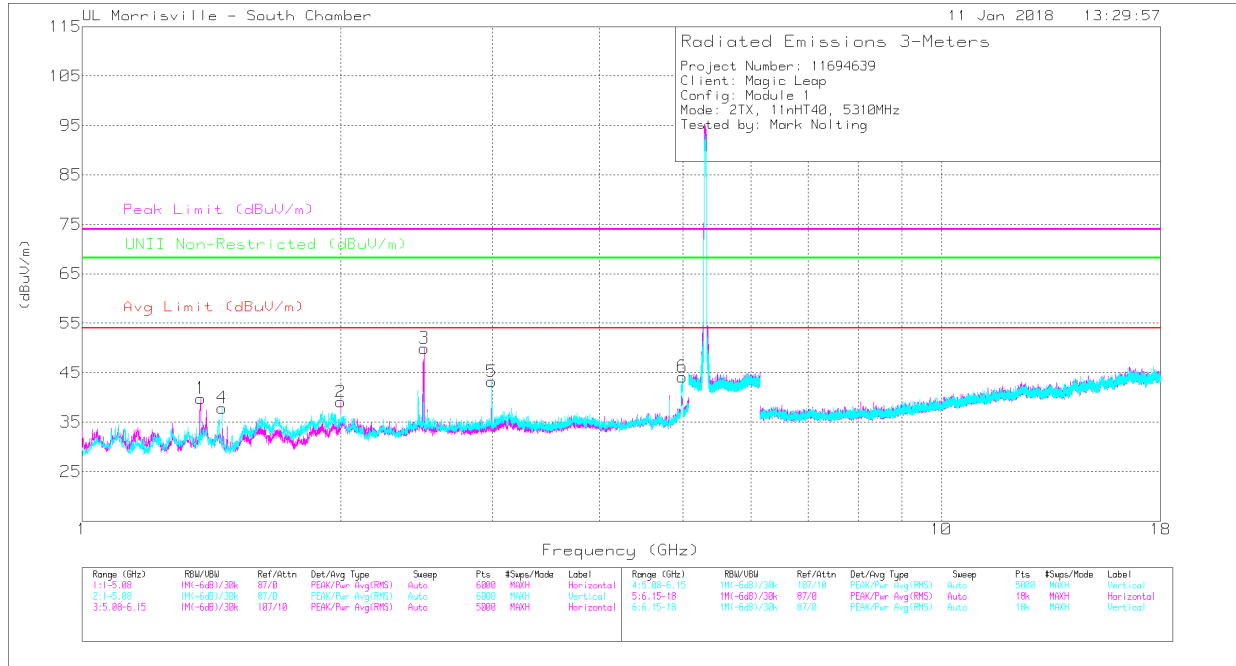
LOW CHANNEL



Marker	Frequency (GHz)	Meter Reading (dBuV)	Det	AT0069 AF (dB/m)	Amp/Cbl/Filtr/Pad (dB)	DC Corr (dB)	Corrected Reading (dBuV/m)	Avg Limit (dBuV/m)	Margin (dB)	Peak Limit (dBuV/m)	PK Margin (dB)	UNII Non-Restricted (dBuV/m)	PK Margin (dB)	Azimuth (Degs)	Height (cm)	Polarity
1	* 2.489	60.19	PK-U	32.4	-34.1	0	58.49	-	-	74	-15.51	-	-	187	155	H
	* 2.49	34.31	ADR	32.4	-34	.09	32.8	54	-21.2	-	-	-	-	187	155	H
2	* 4.824	43.6	PK-U	34	-30.9	0	46.7	-	-	74	-27.3	-	-	42	108	H
	* 4.824	36.8	ADR	34	-30.9	.09	39.99	54	-14.01	-	-	-	-	42	108	H
4	* 2.494	61.83	PK-U	32.4	-34	0	60.23	-	-	74	-13.77	-	-	215	128	V
	* 2.497	35.42	ADR	32.3	-34	.09	33.81	54	-20.19	-	-	-	-	215	128	V
6	* 4.998	48.47	PK-U	34	-30.2	0	52.27	-	-	74	-21.73	-	-	122	101	V
	* 4.998	33.12	ADR	34	-30.2	.09	37.01	54	-16.99	-	-	-	-	122	101	V
3	2.469	54	PK-U	32.4	-34	0	52.4	-	-	-	-	68.2	-15.8	214	249	V
5	2.993	54.93	PK-U	32.9	-33.6	0	54.23	-	-	-	-	68.2	-13.97	133	101	V

* - indicates frequency in CFR47 Pt 15 / IC RSS-Restricted Band
 PK-U - U-NII: Maximum Peak
 ADR - U-NII AD primary method, RMS average

HIGH CHANNEL



Marker	Frequency (GHz)	Meter Reading (dBuV)	Det	AT0069 AF (dB/m)	Amp/Cbl/Fitr/Pad (dB)	DC Corr (dB)	Corrected Reading (dBuV/m)	Avg Limit (dBuV/m)	Margin (dB)	Peak Limit (dBuV/m)	PK Margin (dB)	UNII Non-Restricted (dBuV/m)	PK Margin (dB)	Azimuth (Degs)	Height (cm)	Polarity
1	* 1.374	54.61	PK-U	28.9	-34.7	0	48.81	-	-	74	-25.19	-	-	154	184	H
	* 1.368	31.91	ADR	28.8	-34.7	.09	26.1	54	-27.9	-	-	-	-	154	184	H
3	* 2.489	60.66	PK-U	32.4	-34.1	0	58.96	-	-	74	-15.04	-	-	184	155	H
	* 2.491	34.43	ADR	32.4	-34	.09	32.92	54	-21.08	-	-	-	-	184	155	H
4	* 1.437	52.24	PK-U	28.7	-34.9	0	46.04	-	-	74	-27.96	-	-	181	148	V
	* 1.444	35.64	ADR	28.7	-34.9	.09	29.53	54	-24.47	-	-	-	-	181	148	V
6	* 4.999	48.98	PK-U	34	-30.2	0	52.78	-	-	74	-21.22	-	-	124	101	V
	* 4.994	33.01	ADR	34	-30.2	.09	36.9	54	-17.1	-	-	-	-	124	101	V
2	1.991	46.72	PK-U	31.1	-34.2	0	43.62	-	-	-	-	68.2	-24.58	101	120	H
5	2.989	55.06	PK-U	32.9	-33.6	0	54.36	-	-	-	-	68.2	-13.84	136	101	V

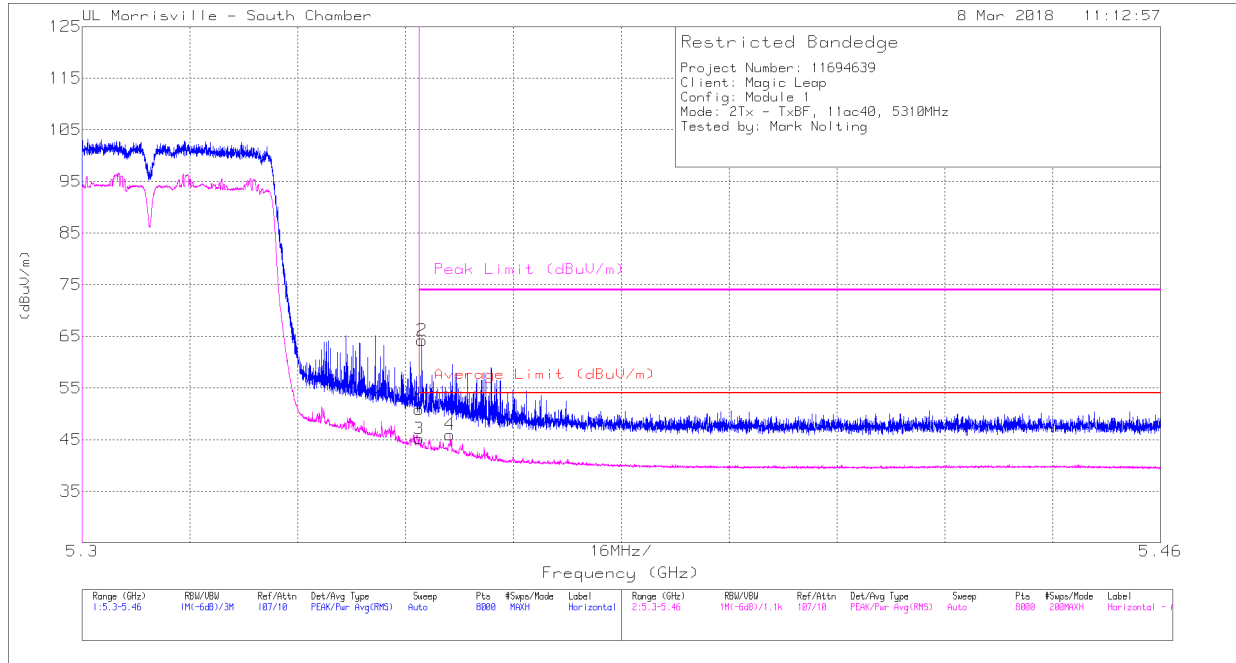
* - indicates frequency in CFR47 Pt 15 / IC RSS-Restricted Band

PK-U - U-NII: Maximum Peak

ADR - U-NII AD primary method, RMS average

10.2.20. TX ABOVE 1 GHz 802.11ac VHT40 MODE, 5.3 GHz BAND – MODULE 1, MIMO TxBF

AUTHORIZED BANDEDGE (HIGH CHANNEL) HORIZONTAL



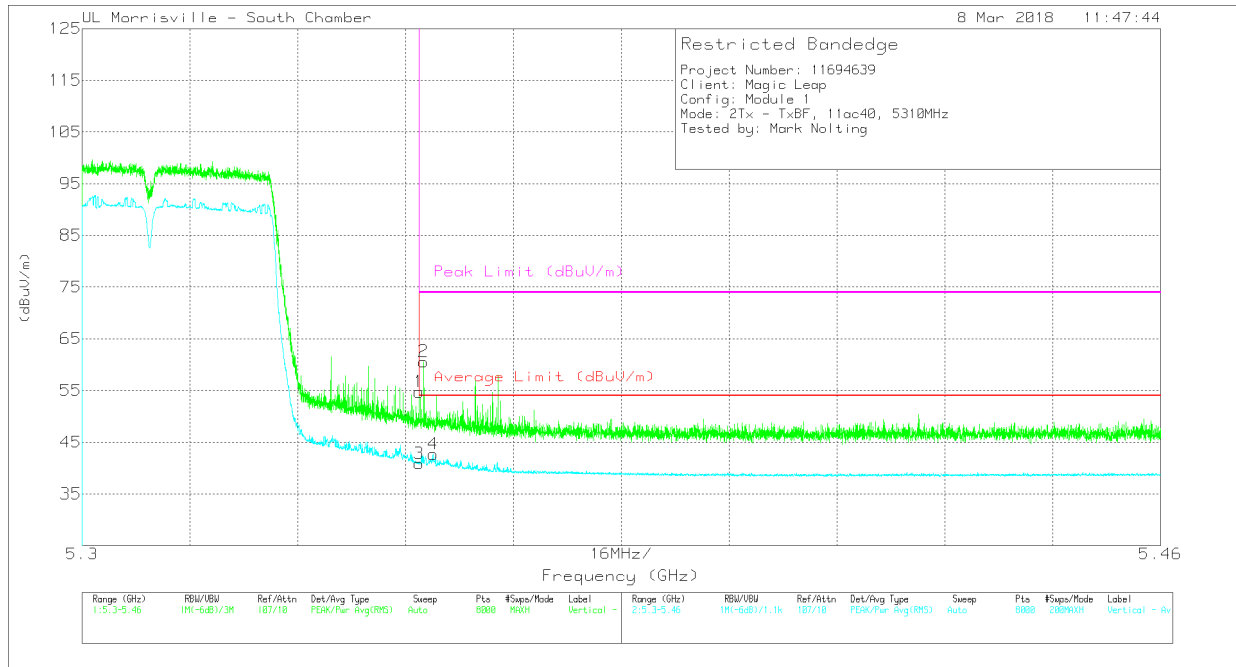
Marker	Frequency (GHz)	Meter Reading (dBuV)	Det	AT0069 AF (dB/m)	Amp/Cbl/Filtr/Pad (dB)	Corrected Reading (dBuV/m)	Average Limit (dBuV/m)	Margin (dB)	Peak Limit (dBuV/m)	PK Margin (dB)	Azimuth (Degs)	Height (cm)	Polarity
1	* 5.35	39.52	Pk	34.4	-23.1	50.82	-	-	74	-23.18	156	183	H
2	* 5.35	52.93	Pk	34.4	-23.1	64.23	-	-	74	-9.77	156	183	H
3	* 5.35	33.9	V1TR	34.4	-23.1	45.2	54	-8.8	-	-	156	183	H
4	* 5.355	34.77	V1TR	34.4	-23.2	45.97	54	-8.03	-	-	156	183	H

* - indicates frequency in CFR47 Pt 15 / IC RSS-Restricted Band

Pk - Peak detector

V1TR - U-NII: VB=1/Ton, RMS Average where: Ton is packet duration

AUTHORIZED BANDEDGE (HIGH CHANNEL) VERTICAL



Marker	Frequency (GHz)	Meter Reading (dBuV)	Det	AT0069 AF (dB/m)	Amp/Cbl/Filtr/Pad (dB)	Corrected Reading (dBuV/m)	Average Limit (dBuV/m)	Margin (dB)	Peak Limit (dBuV/m)	PK Margin (dB)	Azimuth (Degs)	Height (cm)	Polarity
1	* 5.35	43.42	Pk	34.4	-23.1	54.72	-	-	74	-19.28	326	211	V
3	* 5.35	29.6	V1TR	34.4	-23.1	40.9	54	-13.1	-	-	326	211	V
2	* 5.351	49.3	Pk	34.4	-23.1	60.6	-	-	74	-13.4	326	211	V
4	* 5.352	31.38	V1TR	34.4	-23.1	42.68	54	-11.32	-	-	326	211	V

* - indicates frequency in CFR47 Pt 15 / IC RSS-Restricted Band

Pk - Peak detector

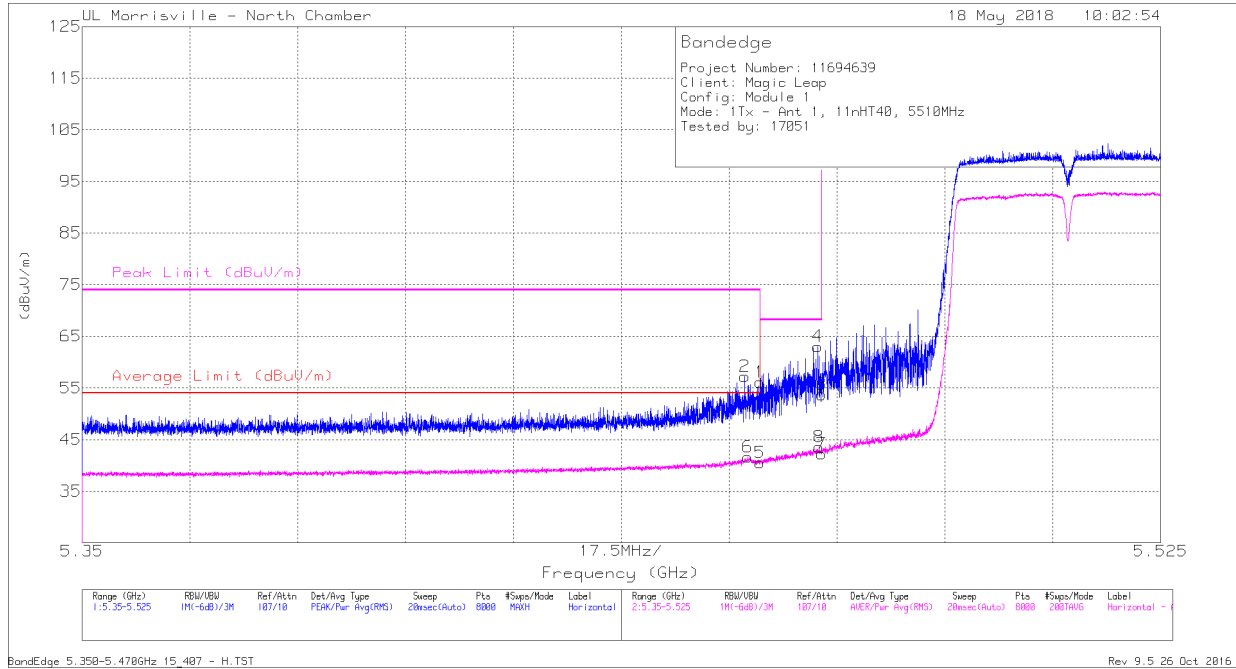
V1TR - U-NII: VB=1/Ton, RMS Average where: Ton is packet duration

Note - Transmit beamforming only supported by 802.11n and 802.11ac modes. The router was investigated at different θ s around the EUT. It was determined that there was <3dB delta in position. The router was then placed behind the receiving antenna. Transmit beamforming spot check scans were taken and this showed little to no variation from 802.11n/ac MIMO SDM spurious scans. Therefore, 802.11n/ac MIMO SDM spurious data is used to represent 802.11nHT20/nHT40 and 802.11ac VHT80 transmit beamforming. For transmit beamforming testing 802.11ac VHT20 and VHT40 were tested to cover 802.11n HT20 and HT40.

10.2.21. TX ABOVE 1 GHz 802.11n HT40 MODE, 5.6 GHz BAND – MODULE 1, SISO ANT0

RESTRICTED BANDEDGE (LOW CHANNEL) HORIZONTAL

Note – The plots in this section show ANT 1 but should be considered ANT0.



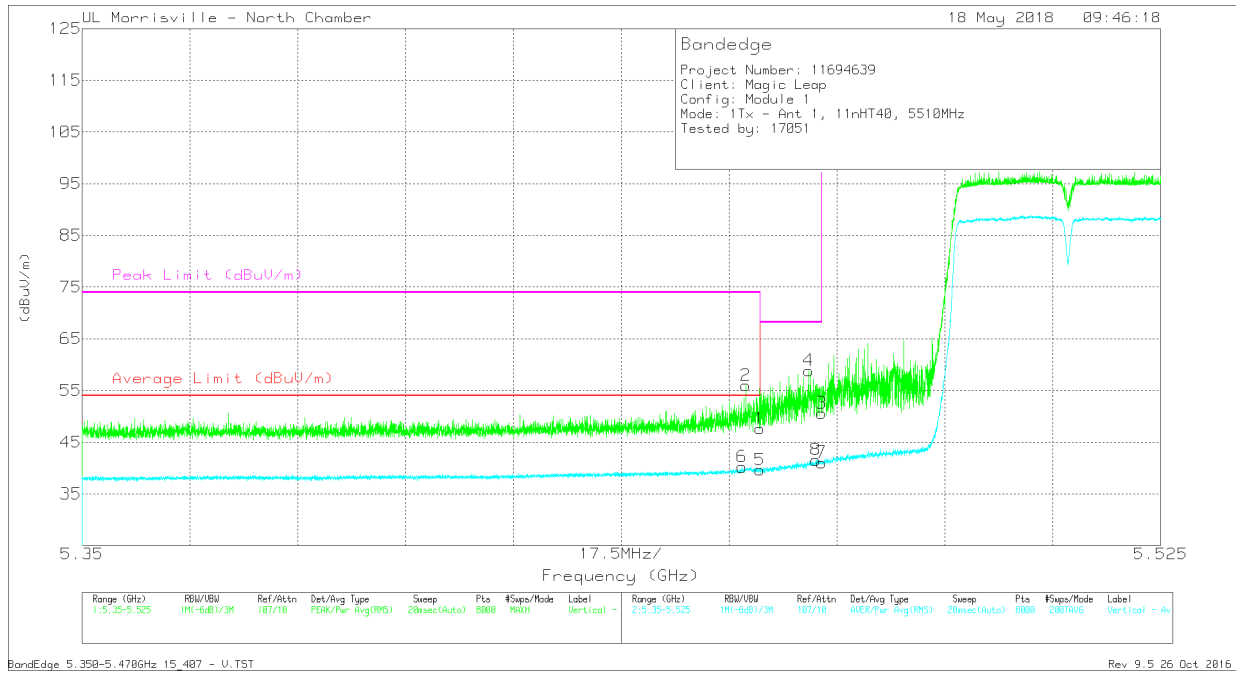
Marker	Frequency (GHz)	Meter Reading (dBuV)	Det	AT0072 AF (dB/m)	Amp/Cbl/Filtr/Pad (dB)	DC Corr (dB)	Corrected Reading (dBuV/m)	Average Limit (dBuV/m)	Margin (dB)	Peak Limit (dBuV/m)	PK Margin (dB)	Azimuth (Degs)	Height (cm)	Polarity
2	* 5.458	45.99	Pk	34.3	-23.1	0	57.19	-	-	74	-16.81	80	164	H
6	* 5.458	30.32	RMS	34.3	-23.1	.09	41.61	54	-12.39	-	-	80	164	H
1	* 5.46	44.91	Pk	34.3	-23.1	0	56.11	-	-	74	-17.89	80	164	H
5	* 5.46	29.24	RMS	34.3	-23.1	.09	40.53	54	-13.47	-	-	80	164	H
4	5.469	51.74	Pk	34.3	-23	0	63.04	-	-	68.2	-5.16	80	164	H
3	5.47	42.44	Pk	34.3	-23	0	53.74	-	-	68.2	-14.46	80	164	H
7	5.47	30.87	RMS	34.3	-23	.09	42.26	-	-	-	-	80	164	H
8	5.47	32.22	RMS	34.3	-23	.09	43.61	-	-	-	-	80	164	H

* - indicates frequency in CFR47 Pt 15 / IC RSS-Restricted Band

Pk - Peak detector

RMS - RMS detection

RESTRICTED BANDEDGE (LOW CHANNEL) VERTICAL



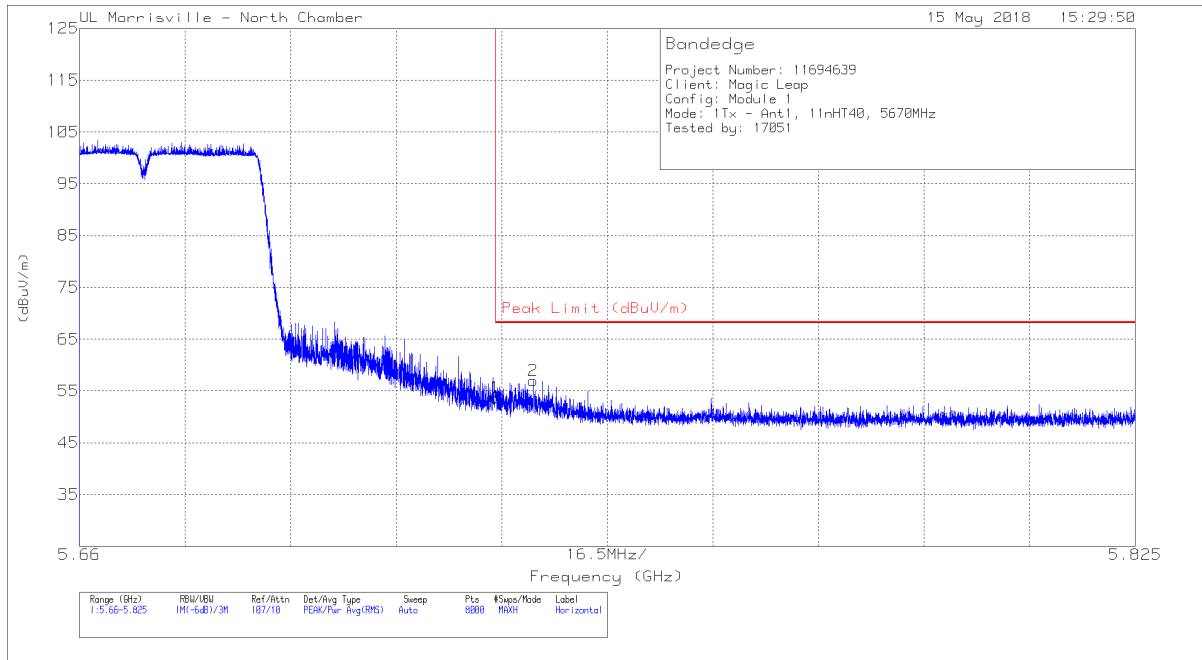
Marker	Frequency (GHz)	Meter Reading (dBuV)	Det	AT0072 AF (dB/m)	Amp/Cbl/Filtr/Pad (dB)	DC Corr (dB)	Corrected Reading (dBuV/m)	Average Limit (dBuV/m)	Margin (dB)	Peak Limit (dBuV/m)	PK Margin (dB)	Azimuth (Degs)	Height (cm)	Polarity
6	* 5.457	28.93	RMS	34.3	-23.1	.09	40.22	54	-13.78	-	-	325	277	V
2	* 5.458	44.77	Pk	34.3	-23.1	0	55.97	-	-	74	-18.03	325	277	V
1	* 5.46	36.43	Pk	34.3	-23.1	0	47.63	-	-	74	-26.37	325	277	V
5	* 5.46	28.39	RMS	34.3	-23.1	.09	39.68	54	-14.32	-	-	325	277	V
4	5.468	47.67	Pk	34.3	-23.1	0	58.87	-	-	68.2	-9.33	325	277	V
8	5.469	30.17	RMS	34.3	-23	.09	41.56	-	-	-	-	325	277	V
3	5.47	39.32	Pk	34.3	-23	0	50.62	-	-	68.2	-17.58	325	277	V
7	5.47	29.66	RMS	34.3	-23	.09	41.05	-	-	-	-	325	277	V

* - indicates frequency in CFR47 Pt 15 / IC RSS-Restricted Band

Pk - Peak detector

RMS - RMS detection

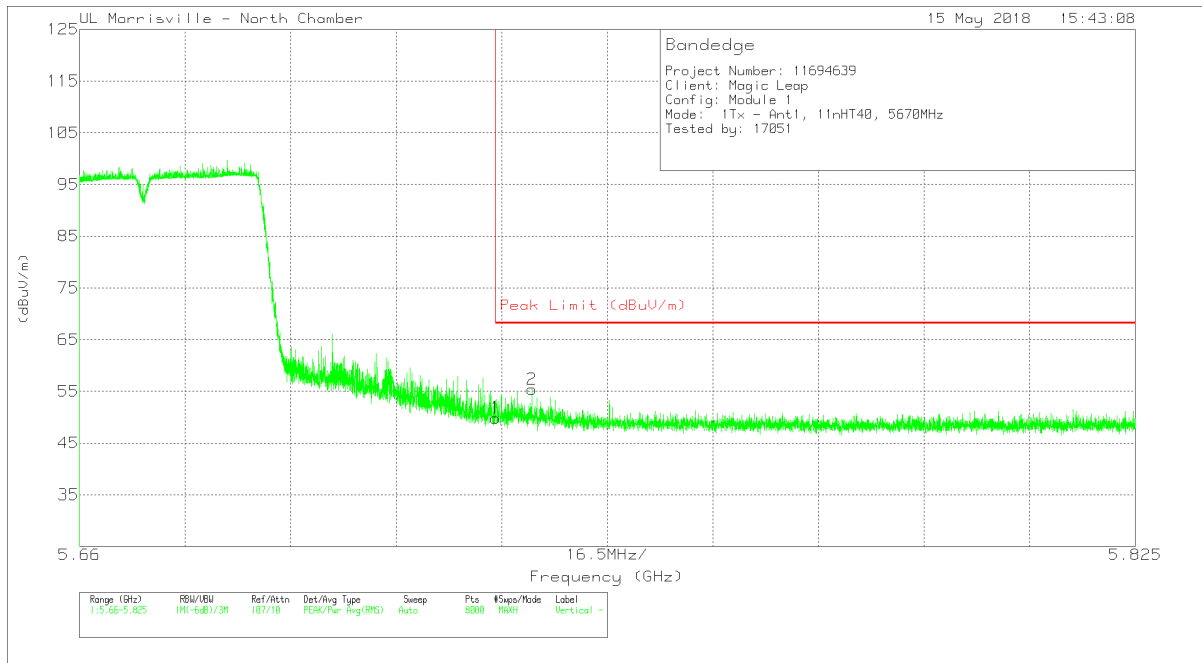
RESTRICTED BANDEDGE (HIGH CHANNEL) HORIZONTAL



Marker	Frequency (GHz)	Meter Reading (dBuV)	Det	AT0072 AF (dB/m)	Amp/Cbl/Filtr/Pad (dB)	Corrected Reading (dBuV/m)	Peak Limit (dBuV/m)	PK Margin (dB)	Azimuth (Degs)	Height (cm)	Polarity
1	5.725	41.97	Pk	34.7	-23	53.67	68.2	-14.53	81	149	H
2	5.731	45.29	Pk	34.7	-23	56.99	68.2	-11.21	81	149	H

Pk - Peak detector

RESTRICTED BANDEGE (HIGH CHANNEL) VERTICAL

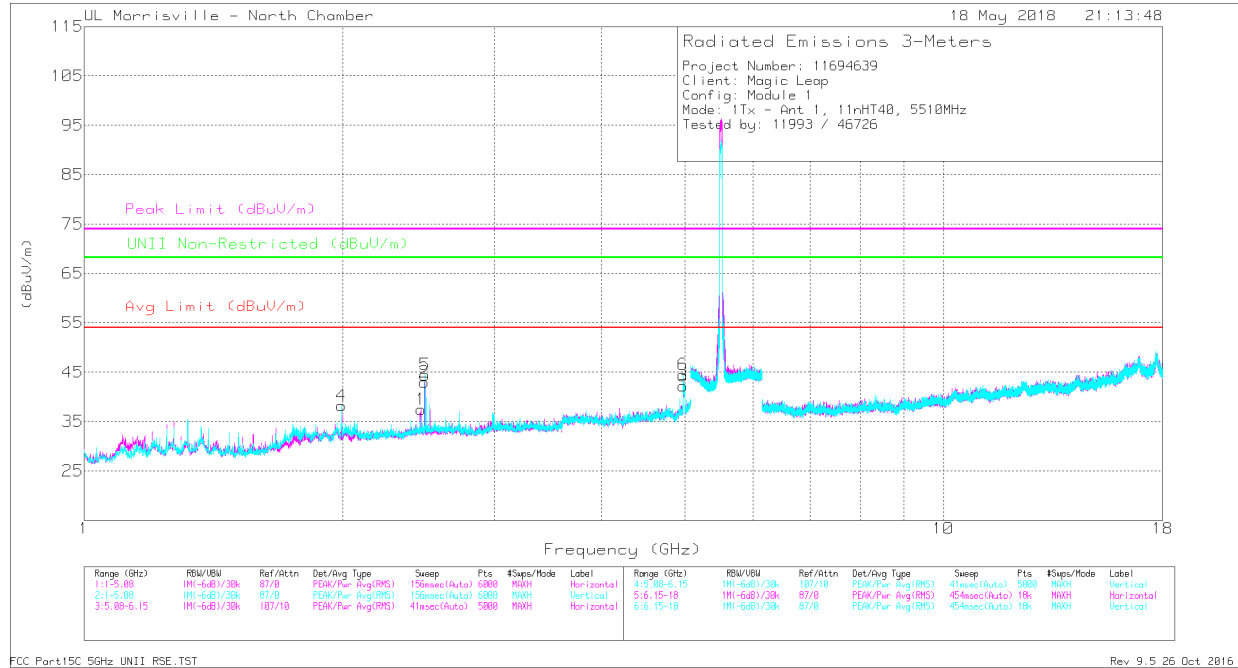


Marker	Frequency (GHz)	Meter Reading (dBuV)	Det	AT0072 AF (dB/m)	Amp/Cbl/Filtr/Pad (dB)	Corrected Reading (dBuV/m)	Peak Limit (dBuV/m)	PK Margin (dB)	Azimuth (Degs)	Height (cm)	Polarity
1	5.725	38.15	Pk	34.7	-23	49.85	68.2	-18.35	247	383	V
2	5.731	43.73	Pk	34.7	-23	55.43	68.2	-12.77	247	383	V

Pk - Peak detector

HARMONICS AND SPURIOUS EMISSIONS

LOW CHANNEL



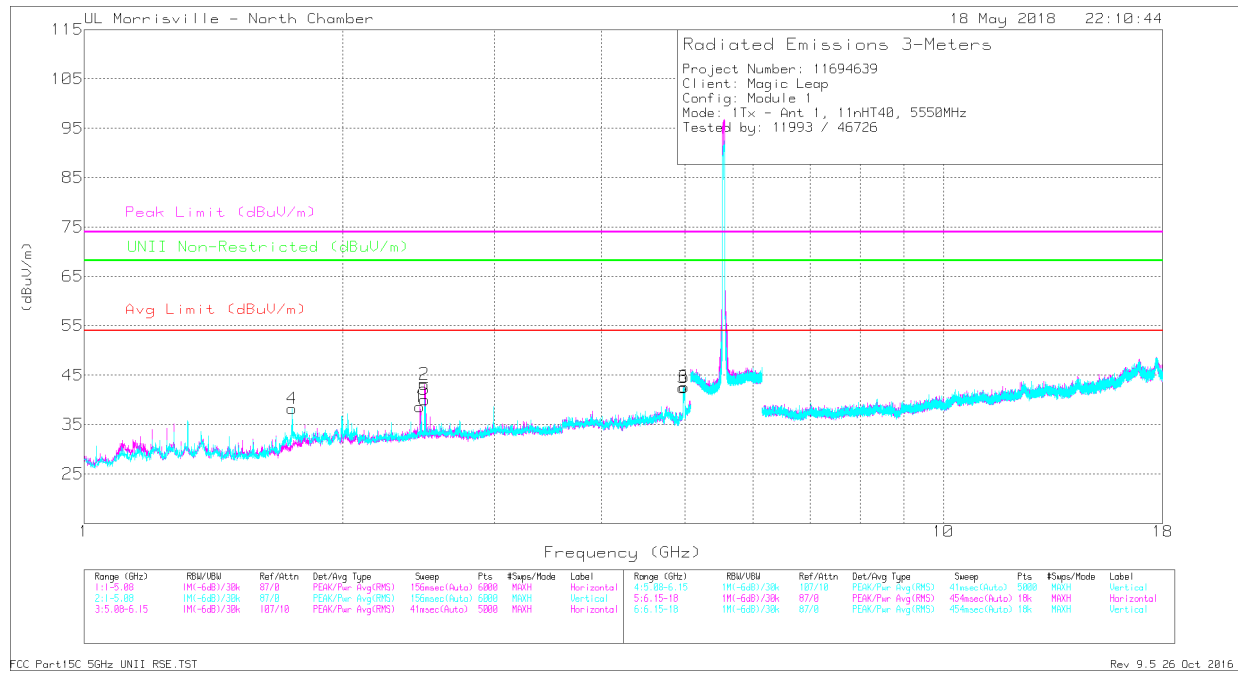
Marker	Frequency (GHz)	Meter Reading (dBuV)	Det	AT0072 AF (dB/m)	Amp/Cbl/Filtr/Pad (dB)	DC Corr (dB)	Corrected Reading (dBuV/m)	Avg Limit (dBuV/m)	Margin (dB)	Peak Limit (dBuV/m)	PK Margin (dB)	UNII Non-Restricted (dBuV/m)	PK Margin (dB)	Azimuth (Degs)	Height (cm)	Polarity
2	* 2.489	51.13	PK-U	32.3	-34.4	0	49.03	-	-	74	-24.97	-	-	341	110	H
	* 2.491	31.16	ADR	32.3	-34.4	.09	29.15	54	-24.85	-	-	-	-	341	110	H
3	* 4.978	46.55	PK-U	34.1	-31.3	0	49.35	-	-	74	-24.65	-	-	11	235	H
	* 4.977	32.03	ADR	34.1	-31.2	.09	35.02	54	-18.98	-	-	-	-	11	235	H
1	2.466	50.6	PK-U	32.3	-34.4	0	48.5	-	-	-	-	68.2	-19.7	124	155	H
5	* 2.494	55.15	PK-U	32.3	-34.4	0	53.05	-	-	74	-20.95	-	-	18	127	V
	* 2.493	31.25	ADR	32.3	-34.4	.09	29.24	54	-24.76	-	-	-	-	18	127	V
6	* 4.979	48.41	PK-U	34.1	-31.3	0	51.21	-	-	74	-22.79	-	-	7	104	V
	* 4.978	33.16	ADR	34.1	-31.3	.09	36.05	54	-17.95	-	-	-	-	7	104	V
4	1.993	52.32	PK-U	31.2	-34.9	0	48.62	-	-	-	-	68.2	-19.58	101	176	V

* - indicates frequency in CFR47 Pt 15 / IC RSS-Restricted Band

PK-U - U-NII: Maximum Peak

ADR - U-NII AD primary method, RMS average

MID CHANNEL



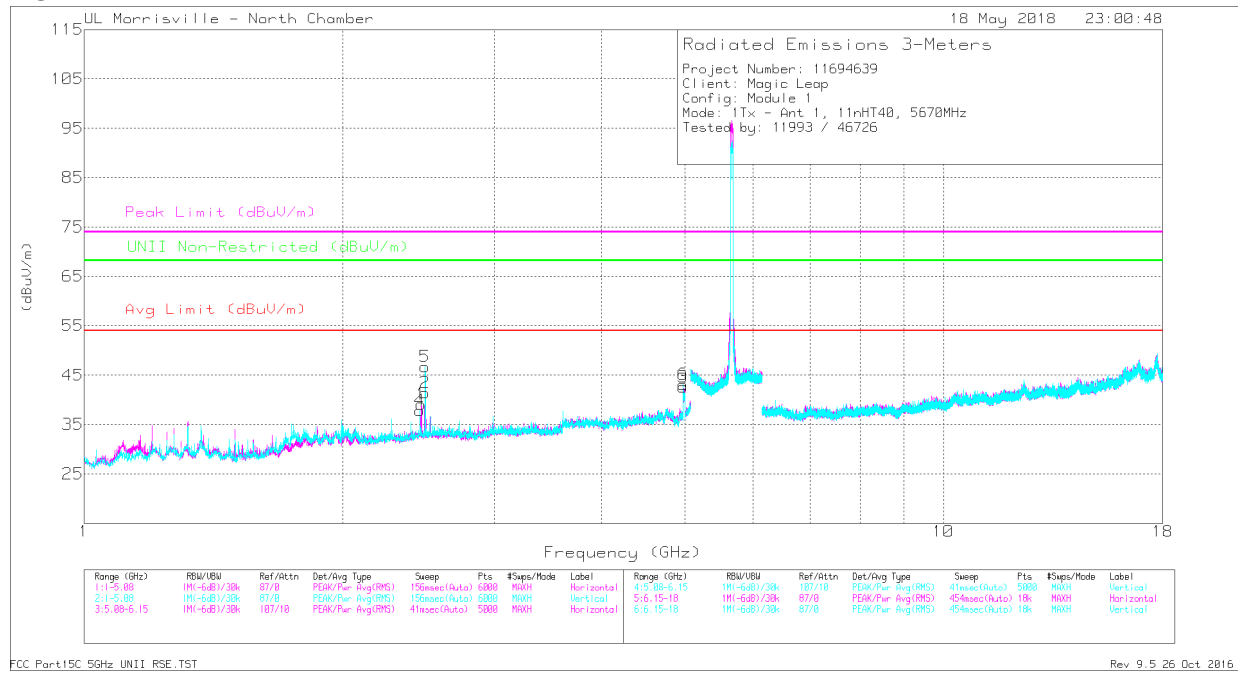
Marker	Frequency (GHz)	Meter Reading (dBuV)	Det	AT0072 AF (dB/m)	Amp/Cbl/Fitr/Pad (dB)	DC Corr (dB)	Corrected Reading (dBuV/m)	Avg Limit (dBuV/m)	Margin (dB)	Peak Limit (dBuV/m)	PK Margin (dB)	UNII Non-Restricted (dBuV/m)	PK Margin (dB)	Azimuth (Degs)	Height (cm)	Polarity
2	* 2.489	53.22	PK-U	32.3	-34.4	0	51.12	-	-	74	-22.88	-	-	301	286	H
	* 2.489	30.85	ADR	32.3	-34.4	.09	28.84	54	-25.16	-	-	-	-	301	286	H
3	* 4.98	46.59	PK-U	34.1	-31.3	0	49.39	-	-	74	-24.61	-	-	10	166	H
	* 4.98	32.19	ADR	34.1	-31.3	.09	35.08	54	-18.92	-	-	-	-	10	166	H
1	2.459	51.75	PK-U	32.3	-34.4	0	49.65	-	-	-	-	68.2	-18.55	241	360	H
5	* 2.489	58.18	PK-U	32.3	-34.4	0	56.08	-	-	74	-17.92	-	-	125	200	V
	* 2.488	32.9	ADR	32.4	-34.4	.09	30.99	54	-23.01	-	-	-	-	125	200	V
6	* 4.994	46.85	PK-U	34.1	-31.2	0	49.75	-	-	74	-24.25	-	-	12	113	V
	* 4.995	31.92	ADR	34.1	-31.2	.09	34.91	54	-19.09	-	-	-	-	12	113	V
4	1.748	52.04	PK-U	29.7	-35.8	0	45.94	-	-	-	-	68.2	-22.26	267	102	V

* - indicates frequency in CFR47 Pt 15 / IC RSS-Restricted Band

PK-U - U-NII: Maximum Peak

ADR - U-NII AD primary method, RMS average

HIGH CHANNEL



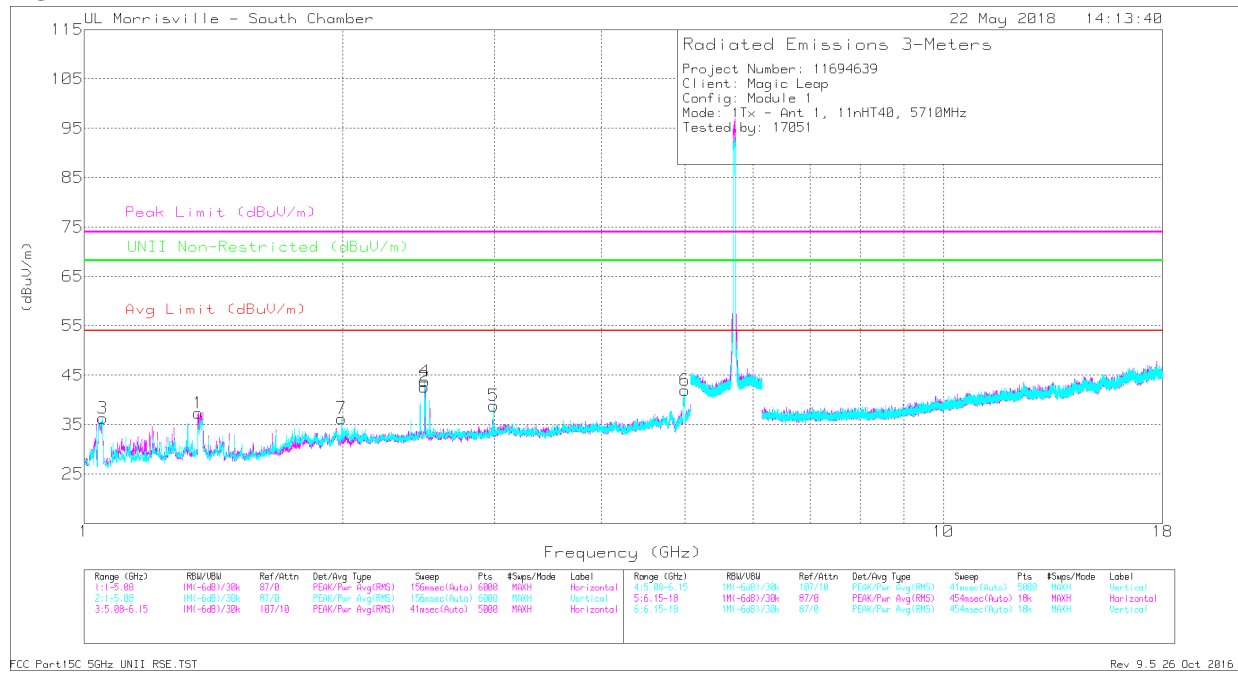
Marker	Frequency (GHz)	Meter Reading (dBuV)	Det	AT0072 AF (dB/m)	Amp/Cbl/Fitr/Pad (dB)	DC Corr (dB)	Corrected Reading (dBuV/m)	Avg Limit (dBuV/m)	Margin (dB)	Peak Limit (dBuV/m)	PK Margin (dB)	UNII Non-Restricted (dBuV/m)	PK Margin (dB)	Azimuth (Degs)	Height (cm)	Polarity
2	* 2.493	57.39	PK-U	32.3	-34.4	0	55.29	-	-	74	-18.71	-	-	115	159	H
	* 2.491	32.84	ADR	32.3	-34.4	.09	30.83	54	-23.17	-	-	-	-	115	159	H
3	* 4.978	46.64	PK-U	34.1	-31.2	0	49.54	-	-	74	-24.46	-	-	296	270	H
	* 4.978	31.56	ADR	34.1	-31.2	.09	34.55	54	-19.45	-	-	-	-	296	270	H
1	2.469	48.34	PK-U	32.4	-34.4	0	46.34	-	-	-	-	68.2	-21.86	291	119	H
5	* 2.494	55.8	PK-U	32.3	-34.4	0	53.7	-	-	74	-20.3	-	-	162	285	V
	* 2.494	31.75	ADR	32.3	-34.4	.09	29.74	54	-24.26	-	-	-	-	162	285	V
6	* 4.978	49.97	PK-U	34.1	-31.2	0	52.87	-	-	74	-21.13	-	-	7	103	V
	* 4.978	33.31	ADR	34.1	-31.2	.09	36.3	54	-17.7	-	-	-	-	7	103	V
4	2.459	50.02	PK-U	32.3	-34.4	0	47.92	-	-	-	-	68.2	-20.28	314	352	V

* - indicates frequency in CFR47 Pt 15 / IC RSS-Restricted Band

PK-U - U-NII: Maximum Peak

ADR - U-NII AD primary method, RMS average

HIGH CHANNEL



Marker	Frequency (GHz)	Meter Reading (dBuV)	Det	AT0069 AF (dB/m)	Amp/Cbl/Filtr/Pad (dB)	DC Corr (dB)	Corrected Reading (dBuV/m)	Avg Limit (dBuV/m)	Margin (dB)	Peak Limit (dBuV/m)	PK Margin (dB)	UNII Non-Restricted (dBuV/m)	PK Margin (dB)	Azimuth (Degs)	Height (cm)	Polarity
1	* 1.374	52.2	PK-U	29.3	-34.8	0	46.7	-	-	74	-27.3	-	-	99	234	H
	* 1.368	34.01	ADR	29.4	-34.7	.09	28.8	54	-25.2	-	-	-	-	99	234	H
2	* 2.494	57.47	PK-U	32.4	-33.9	0	55.97	-	-	74	-18.03	-	-	191	111	H
	* 2.5	31.35	ADR	32.3	-34	.09	29.74	54	-24.26	-	-	-	-	191	111	H
3	* 1.051	54.13	PK-U	26.9	-35.2	0	45.83	-	-	74	-28.17	-	-	345	101	V
	* 1.045	33.31	ADR	26.9	-35.2	.09	25.1	54	-28.9	-	-	-	-	345	101	V
4	* 2.5	56.19	PK-U	32.3	-34	0	54.49	-	-	74	-19.51	-	-	103	101	V
	* 2.497	31.59	ADR	32.3	-34	.09	29.98	54	-24.02	-	-	-	-	103	101	V
6	* 4.99	45.85	PK-U	34	-30	0	49.85	-	-	74	-24.15	-	-	74	101	V
	* 4.994	29.92	ADR	34	-30.1	.09	33.91	54	-20.09	-	-	-	-	74	101	V
7	1.996	55.52	PK-U	31	-34.2	0	52.32	-	-	-	-	68.2	-15.88	185	190	V
5	2.992	50.36	PK-U	32.8	-33.7	0	49.46	-	-	-	-	68.2	-18.74	35	274	V

* - indicates frequency in CFR47 Pt 15 / IC RSS-Restricted Band

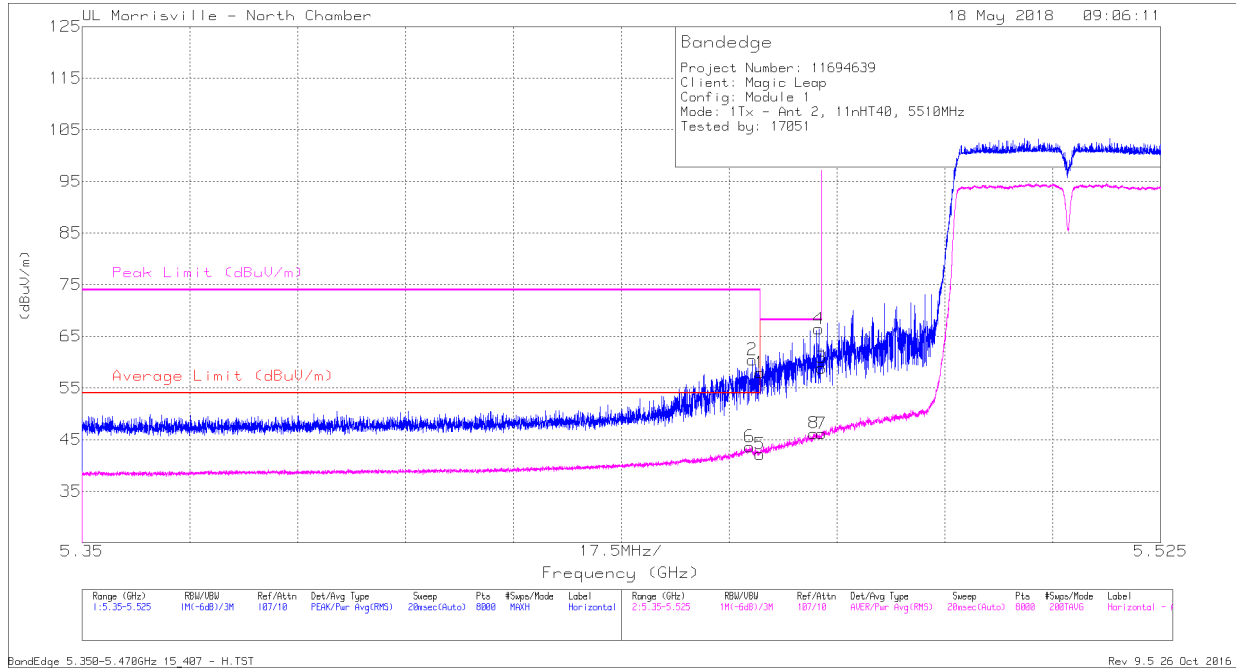
PK-U - U-NII: Maximum Peak

ADR - U-NII AD primary method, RMS average

10.2.22. TX ABOVE 1 GHz 802.11n HT40 MODE, 5.6 GHz BAND – MODULE 1, SISO ANT1

RESTRICTED BANDEDGE (LOW CHANNEL) HORIZONTAL

Note – The plots in this section show ANT 2 but should be considered ANT1.



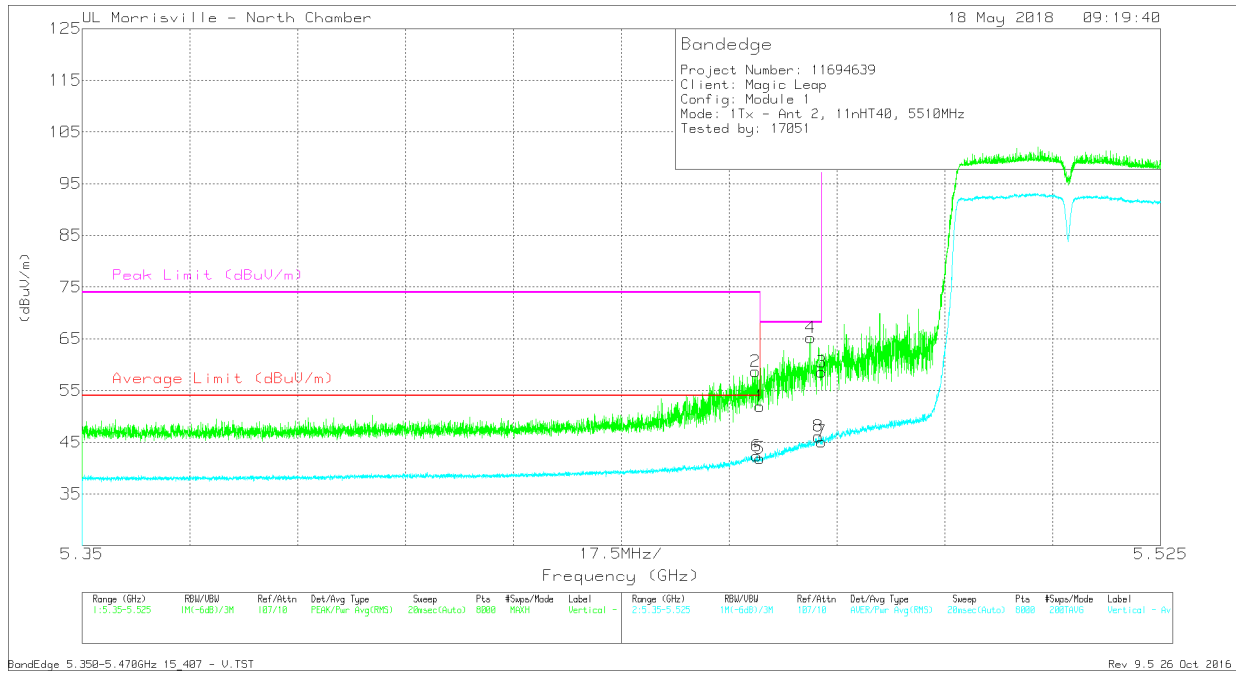
Marker	Frequency (GHz)	Meter Reading (dBuV)	Det	AT0072 AF (dB/m)	Amp/Cbl/Filtr/Pad (dB)	DC Corr (dB)	Corrected Reading (dBuV/m)	Average Limit (dBuV/m)	Margin (dB)	Peak Limit (dBuV/m)	PK Margin (dB)	Azimuth (Degs)	Height (cm)	Polarity
1	* 5.46	46.77	Pk	34.3	-23.1	0	57.97	-	-	74	-16.03	204	278	H
2	* 5.459	49.27	Pk	34.3	-23.1	0	60.47	-	-	74	-13.53	204	278	H
5	* 5.46	30.89	RMS	34.3	-23.1	.09	42.18	54	-11.82	-	-	204	278	H
6	* 5.458	32.33	RMS	34.3	-23.1	.09	43.62	54	-10.38	-	-	204	278	H
8	5.469	34.94	RMS	34.3	-23.1	.09	46.23	-	-	-	-	204	278	H
3	5.47	47.59	Pk	34.3	-23	0	58.89	-	-	68.2	-9.31	204	278	H
4	5.47	55.11	Pk	34.3	-23	0	66.41	-	-	68.2	-1.79	204	278	H
7	5.47	34.74	RMS	34.3	-23	.09	46.13	-	-	-	-	204	278	H

* - indicates frequency in CFR47 Pt 15 / IC RSS-Restricted Band

Pk - Peak detector

RMS - RMS detection

RESTRICTED BANDEDGE (LOW CHANNEL) VERTICAL

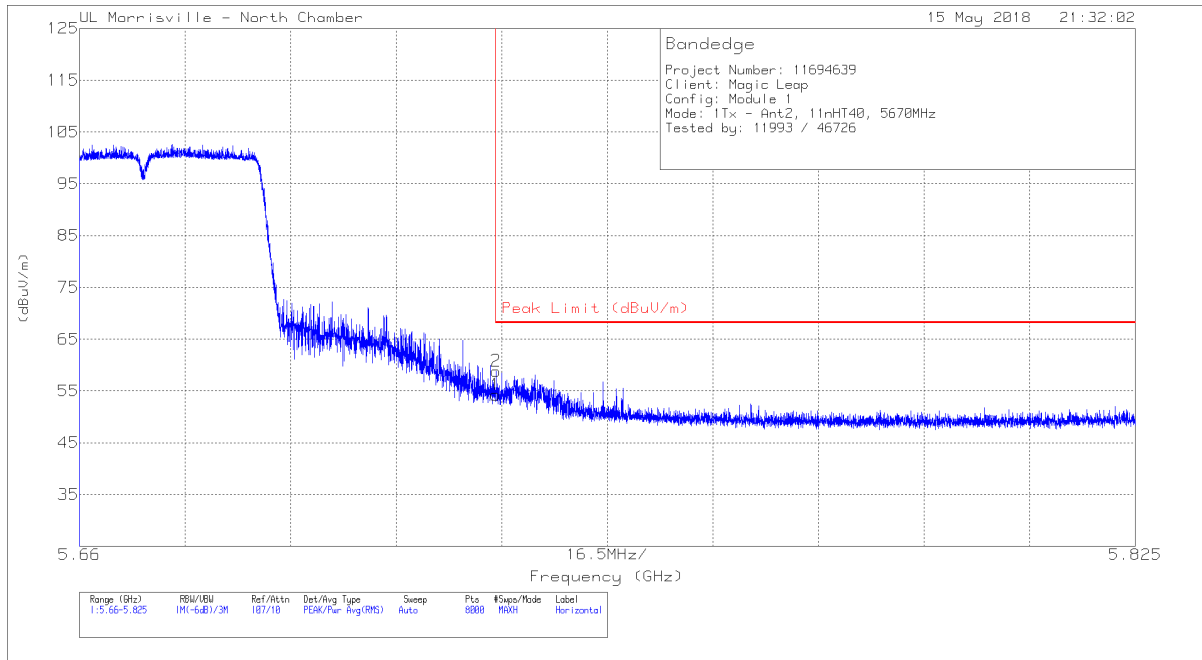


Marker	Frequency (GHz)	Meter Reading (dBuV)	Det	AT0072 AF (dB/m)	Amp/Cbl/Filtr/Pad (dB)	DC Corr (dB)	Corrected Reading (dBuV/m)	Average Limit (dBuV/m)	Margin (dB)	Peak Limit (dBuV/m)	PK Margin (dB)	Azimuth (Degs)	Height (cm)	Polarity
2	* 5.459	47.51	Pk	34.3	-23.1	0	58.71	-	-	74	-15.29	176	316	V
6	* 5.459	31.08	RMS	34.3	-23.1	.09	42.37	54	-11.63	-	-	176	316	V
1	* 5.46	40.74	Pk	34.3	-23.1	0	51.94	-	-	74	-22.06	176	316	V
5	* 5.46	30.61	RMS	34.3	-23.1	.09	41.9	54	-12.1	-	-	176	316	V
4	5.468	54.03	Pk	34.3	-23.1	0	65.23	-	-	68.2	-2.97	176	316	V
8	5.469	34.72	RMS	34.3	-23	.09	46.11	-	-	-	-	176	316	V
3	5.47	47.28	Pk	34.3	-23	0	58.58	-	-	68.2	-9.62	176	316	V
7	5.47	33.7	RMS	34.3	-23	.09	45.09	-	-	-	-	176	316	V

* - indicates frequency in CFR47 Pt 15 / IC RSS-Restricted Band

Pk - Peak detector
 RMS - RMS detection

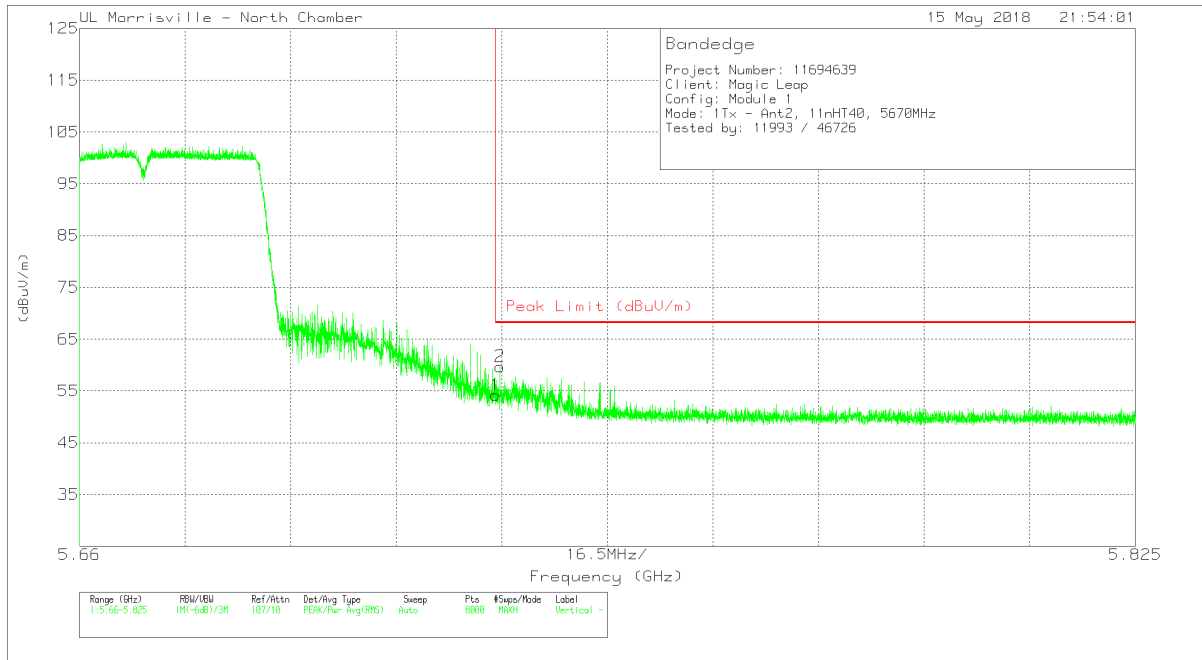
RESTRICTED BANDEDGE (HIGH CHANNEL) HORIZONTAL



Marker	Frequency (GHz)	Meter Reading (dBuV)	Det	AT0072 AF (dB/m)	Amp/Cbl/Filtr/Pad (dB)	DC Corr (dB)	Corrected Reading (dBuV/m)	Peak Limit (dBuV/m)	PK Margin (dB)	Azimuth (Degs)	Height (cm)	Polarity
1	5.725	42.57	Pk	34.7	-23	0	54.27	68.2	-13.93	190	339	H
2	5.725	47.15	Pk	34.7	-23	0	58.85	68.2	-9.35	190	339	H

Pk - Peak detector

RESTRICTED BANDEDGE (HIGH CHANNEL) VERTICAL

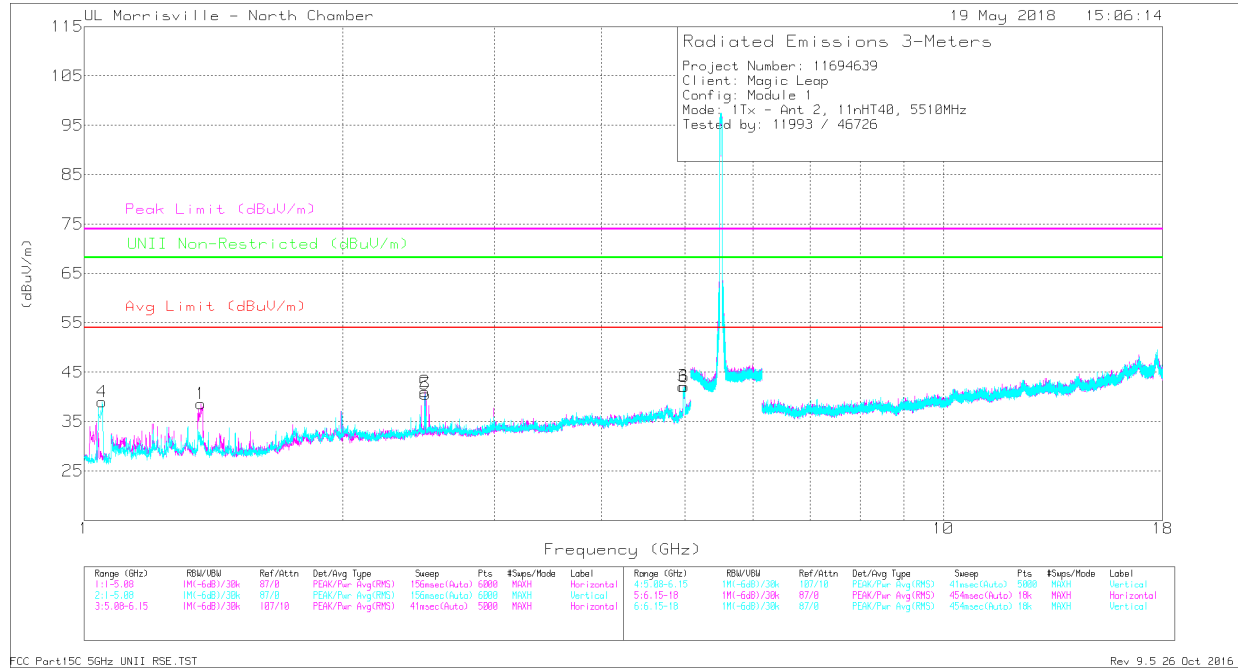


Marker	Frequency (GHz)	Meter Reading (dBuV)	Det	AT0072 AF (dB/m)	Amp/Cbl/Filtr/Pad (dB)	DC Corr (dB)	Corrected Reading (dBuV/m)	Peak Limit (dBuV/m)	PK Margin (dB)	Azimuth (Degs)	Height (cm)	Polarity
1	5.725	42.46	Pk	34.7	-23	0	54.16	68.2	-14.04	163	216	V
2	5.726	48	Pk	34.7	-23	0	59.7	68.2	-8.5	163	216	V

Pk - Peak detector

HARMONICS AND SPURIOUS EMISSIONS

LOW CHANNEL



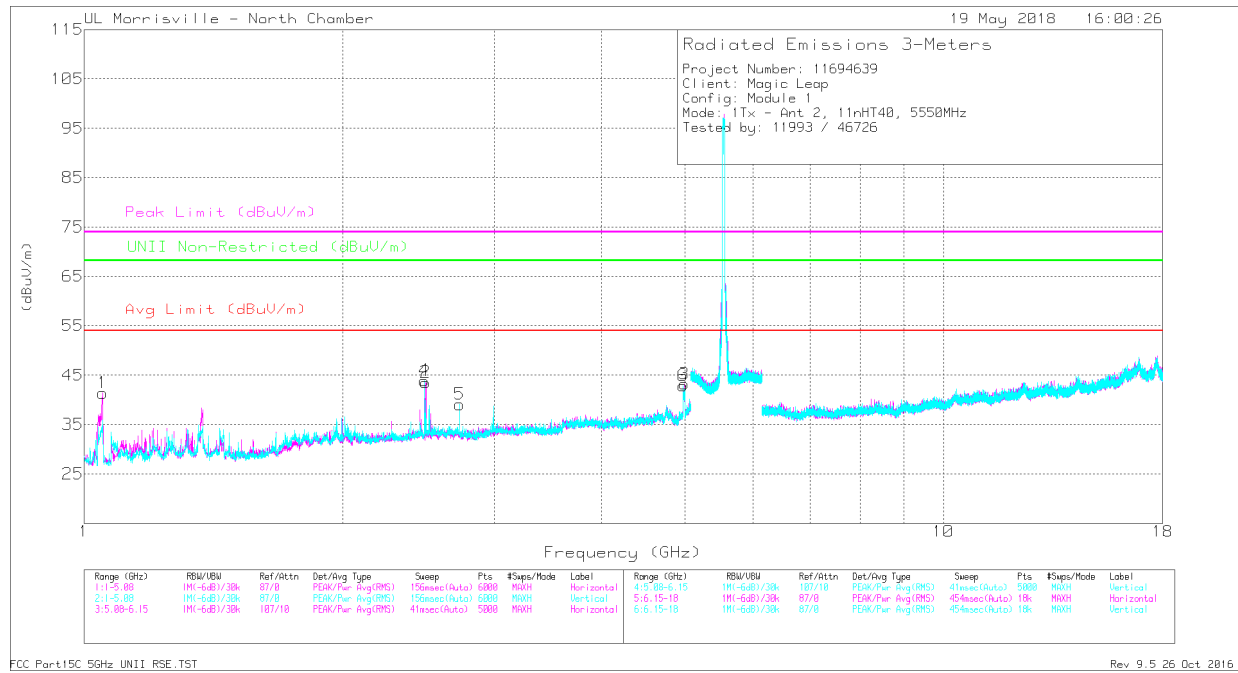
Marker	Frequency (GHz)	Meter Reading (dBuV)	Det	AT0072 AF (dB/m)	Amp/Cbl/Filtr/Pad (dB)	DC Corr (dB)	Corrected Reading (dBuV/m)	Avg Limit (dBuV/m)	Margin (dB)	Peak Limit (dBuV/m)	PK Margin (dB)	UNII Non-Restricted (dBuV/m)	PK Margin (dB)	Azimuth (Degs)	Height (cm)	Polarity
1	* 1.368	52.17	PK-U	29.4	-36.3	0	45.27	-	-	74	-28.73	-	-	31	245	H
	* 1.368	35.14	ADR	29.4	-36.3	.09	28.33	54	-25.67	-	-	-	-	31	245	H
2	* 2.489	55.64	PK-U	32.3	-34.4	0	53.54	-	-	74	-20.46	-	-	115	214	H
	* 2.491	31.4	ADR	32.3	-34.4	.09	29.39	54	-24.61	-	-	-	-	115	214	H
3	* 4.977	48.09	PK-U	34.1	-31.2	0	50.99	-	-	74	-23.01	-	-	6	102	H
	* 4.978	33.19	ADR	34.1	-31.2	.09	36.18	54	-17.82	-	-	-	-	6	102	H
4	* 1.051	53.83	PK-U	27.1	-37.2	0	43.73	-	-	74	-30.27	-	-	323	254	V
	* 1.051	33.8	ADR	27.1	-37.2	.09	23.79	54	-30.21	-	-	-	-	323	254	V
5	* 2.494	56.04	PK-U	32.3	-34.4	0	53.94	-	-	74	-20.06	-	-	170	264	V
	* 2.495	32.11	ADR	32.3	-34.4	.09	30.1	54	-23.9	-	-	-	-	170	264	V
6	* 4.997	48.76	PK-U	34.1	-31.2	0	51.66	-	-	74	-22.34	-	-	356	104	V
	* 4.996	33.14	ADR	34.1	-31.2	.09	36.13	54	-17.87	-	-	-	-	356	104	V

* - indicates frequency in CFR47 Pt 15 / IC RSS-Restricted Band

PK-U - U-NII: Maximum Peak

ADR - U-NII AD primary method, RMS average

MID CHANNEL



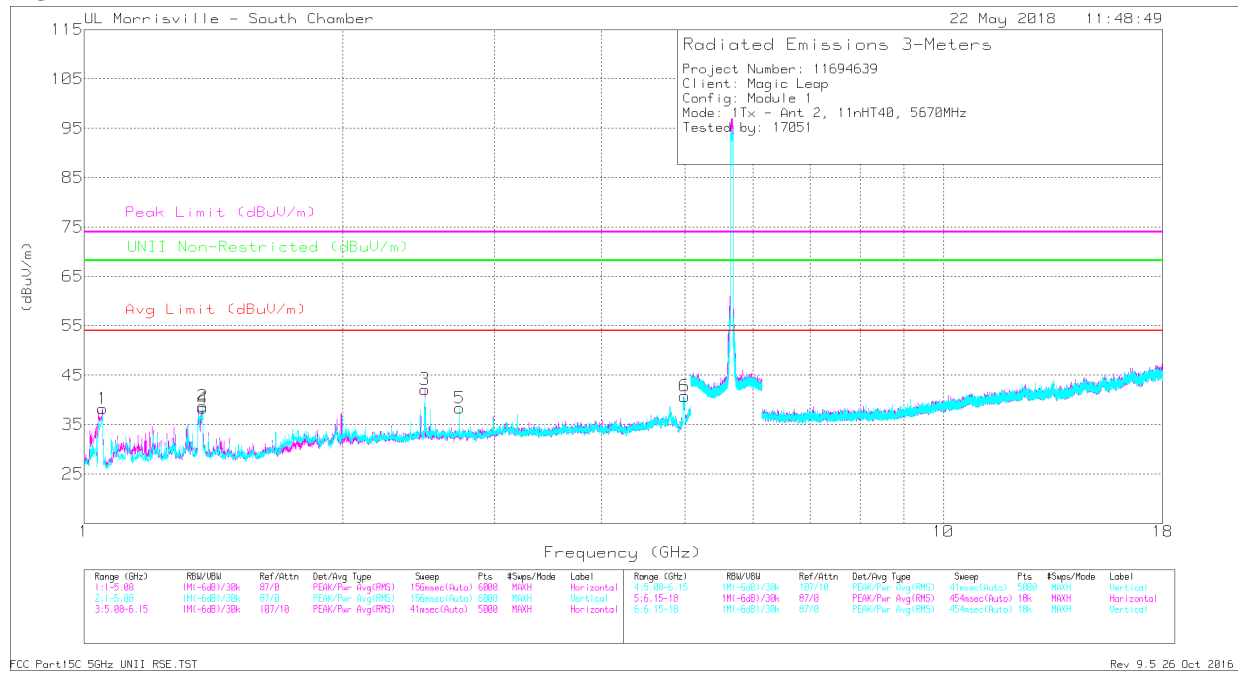
Marker	Frequency (GHz)	Meter Reading (dBuV)	Det	AT0072 AF (dB/m)	Amp/Cbl/Fitr/Pad (dB)	DC Corr (dB)	Corrected Reading (dBuV/m)	Avg Limit (dBuV/m)	Margin (dB)	Peak Limit (dBuV/m)	PK Margin (dB)	UNII Non-Restricted (dBuV/m)	PK Margin (dB)	Azimuth (Degs)	Height (cm)	Polarity
1	* 1.051	59.1	PK-U	27.1	-37.2	0	49	-	-	74	-25	-	-	157	211	H
	* 1.05	36.3	ADR	27.1	-37.2	.09	26.29	54	-27.71	-	-	-	-	157	211	H
2	* 2.496	57.27	PK-U	32.3	-34.4	0	55.17	-	-	74	-18.83	-	-	118	124	H
	* 2.497	32.24	ADR	32.3	-34.4	.09	30.23	54	-23.77	-	-	-	-	118	124	H
3	* 4.989	47	PK-U	34.1	-31.3	0	49.8	-	-	74	-24.2	-	-	11	140	H
	* 4.99	32.18	ADR	34.1	-31.2	.09	35.17	54	-18.83	-	-	-	-	11	140	H
4	* 2.49	52.25	PK-U	32.3	-34.4	0	50.15	-	-	74	-23.85	-	-	293	263	V
	* 2.49	30.82	ADR	32.3	-34.4	.09	28.81	54	-25.19	-	-	-	-	293	263	V
5	* 2.736	46.79	PK-U	32.3	-33.9	0	45.19	-	-	74	-28.81	-	-	352	151	V
	* 2.736	33.43	ADR	32.3	-33.9	.09	31.92	54	-22.08	-	-	-	-	352	151	V
6	* 4.977	47.17	PK-U	34.1	-31.2	0	50.07	-	-	74	-23.93	-	-	352	133	V
	* 4.978	31.98	ADR	34.1	-31.3	.09	34.87	54	-19.13	-	-	-	-	352	133	V

* - indicates frequency in CFR47 Pt 15 / IC RSS-Restricted Band

PK-U - U-NII: Maximum Peak

ADR - U-NII AD primary method, RMS average

HIGH CHANNEL



Marker	Frequency (GHz)	Meter Reading (dBuV)	Det	AT0069 AF (dB/m)	Amp/Cbl/Filtr/Pad (dB)	DC Corr (dB)	Corrected Reading (dBuV/m)	Avg Limit (dBuV/m)	Margin (dB)	Peak Limit (dBuV/m)	PK Margin (dB)	UNII Non-Restricted (dBuV/m)	PK Margin (dB)	Azimuth (Degs)	Height (cm)	Polarity
1	* 1.051	55.25	PK-U	26.9	-35.2	0	46.95	-	-	74	-27.05	-	-	297	101	H
	* 1.038	32.86	ADR	27	-35.2	.09	24.75	54	-29.25	-	-	-	-	297	101	H
2	* 1.374	51.92	PK-U	29.3	-34.8	0	46.42	-	-	74	-27.58	-	-	99	234	H
	* 1.368	33.76	ADR	29.4	-34.7	.09	28.55	54	-25.45	-	-	-	-	99	234	H
3	* 2.498	57.07	PK-U	32.3	-34	0	55.37	-	-	74	-18.63	-	-	190	111	H
	* 2.499	31.49	ADR	32.3	-34	.09	29.88	54	-24.12	-	-	-	-	190	111	H
4	* 1.368	53.25	PK-U	29.4	-34.7	0	47.95	-	-	74	-26.05	-	-	64	165	V
	* 1.368	33.76	ADR	29.4	-34.7	.09	28.55	54	-25.45	-	-	-	-	64	165	V
5	* 2.736	47.08	PK-U	32.3	-33.8	0	45.58	-	-	74	-28.42	-	-	75	107	V
	* 2.736	33.47	ADR	32.3	-33.8	.09	32.06	54	-21.94	-	-	-	-	75	107	V
6	* 4.98	46.28	PK-U	34	-29.9	0	50.38	-	-	74	-23.62	-	-	74	101	V
	* 4.99	30.47	ADR	34	-30	.09	34.56	54	-19.44	-	-	-	-	74	101	V

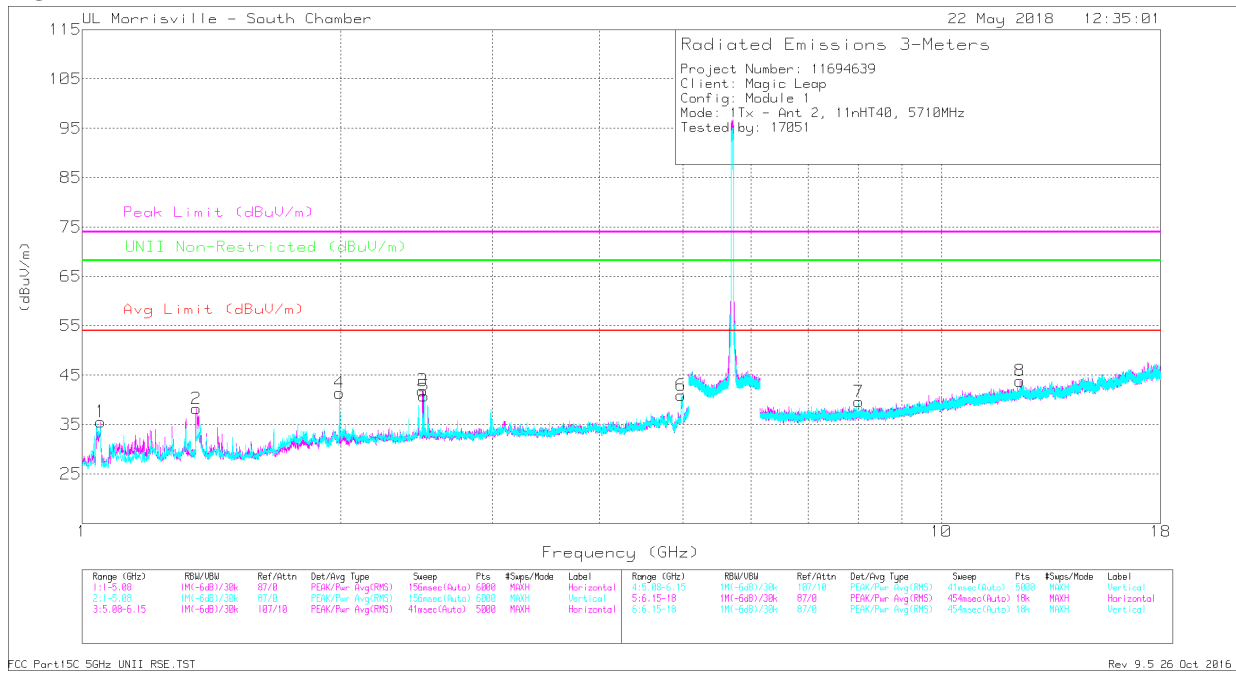
* - indicates frequency in CFR47 Pt 15 / IC RSS-Restricted Band

Pk - Peak detector

PK-U - U-NII: Maximum Peak

ADR - U-NII AD primary method, RMS average

HIGH CHANNEL



Marker	Frequency (GHz)	Meter Reading (dBuV)	Det	AT0069 AF (dB/m)	Amp/Cbl/Filtr/Pad (dB)	DC Corr (dB)	Corrected Reading (dBuV/m)	Avg Limit (dBuV/m)	Margin (dB)	Peak Limit (dBuV/m)	PK Margin (dB)	UNII Non-Restricted (dBuV/m)	PK Margin (dB)	Azimuth (Degs)	Height (cm)	Polarity
1	* 1.051	55.25	PK-U	26.9	-35.2	0	46.95	-	-	74	-27.05	-	-	297	100	H
	* 1.05	34	ADR	27	-35.2	.09	25.89	54	-28.11	-	-	-	-	297	100	H
2	* 1.368	51.65	PK-U	29.4	-34.7	0	46.35	-	-	74	-27.65	-	-	95	233	H
	* 1.368	34.01	ADR	29.4	-34.7	.09	28.8	54	-25.2	-	-	-	-	95	233	H
3	* 2.5	57.13	PK-U	32.3	-34	0	55.43	-	-	74	-18.57	-	-	191	111	H
	* 2.492	31.76	ADR	32.4	-33.9	.09	30.35	54	-23.65	-	-	-	-	191	111	H
5	* 2.495	57.02	PK-U	32.3	-34	0	55.32	-	-	74	-18.68	-	-	100	101	V
	* 2.499	32.11	ADR	32.3	-34	.09	30.5	54	-23.5	-	-	-	-	100	101	V
6	* 4.99	46.7	PK-U	34	-30	0	50.7	-	-	74	-23.3	-	-	75	101	V
	* 4.986	30.94	ADR	34	-30	.09	35.03	54	-18.97	-	-	-	-	75	101	V
8	* 12.339	33.44	PK-U	38.8	-24.3	0	47.94	-	-	74	-26.06	-	-	207	199	H
	* 12.339	22.19	ADR	38.8	-24.3	.09	36.78	54	-17.22	-	-	-	-	207	199	H
4	1.996	55.48	PK-U	31	-34.2	0	52.28	-	-	-	-	68.2	-15.92	184	190	V
7	8.015	36.84	PK-U	35.7	-27.7	0	44.84	-	-	-	-	68.2	-23.36	63	101	V

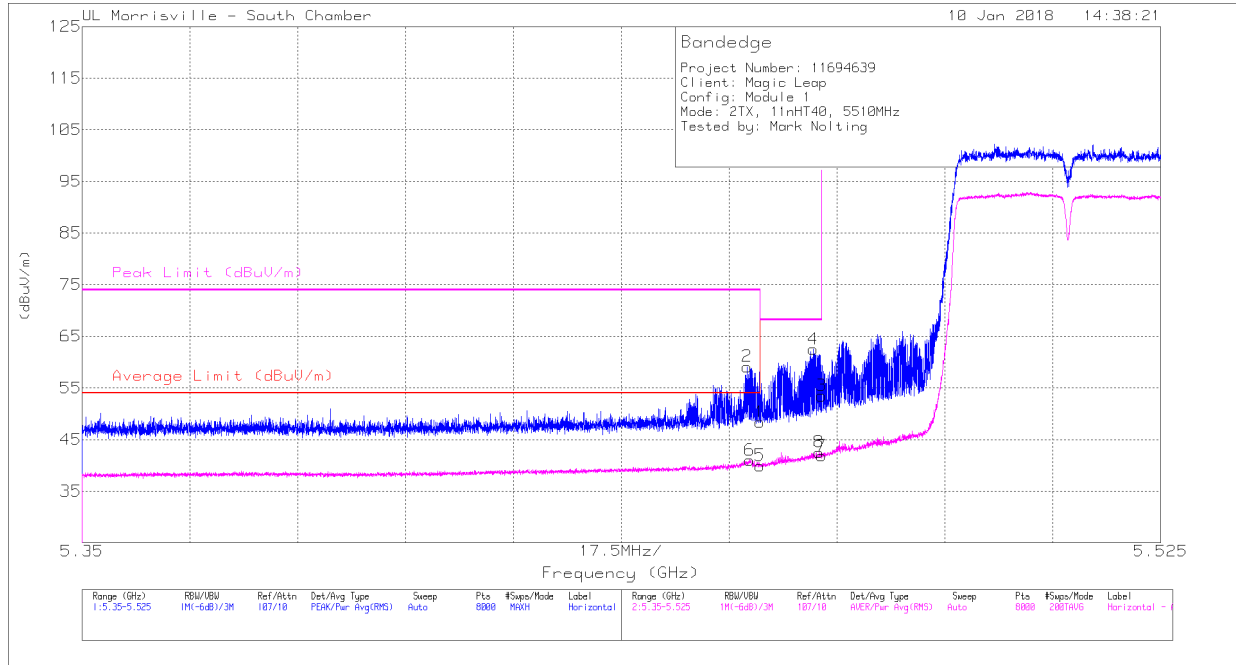
* - indicates frequency in CFR47 Pt 15 / IC RSS-Restricted Band

PK-U - U-NII: Maximum Peak

ADR - U-NII AD primary method, RMS average

**10.2.23. TX ABOVE 1 GHz 802.11n HT40 MODE, 5.6 GHz BAND – MODULE 1, MIMO
 SDM**

RESTRICTED BANDEDGE (LOW CHANNEL) HORIZONTAL



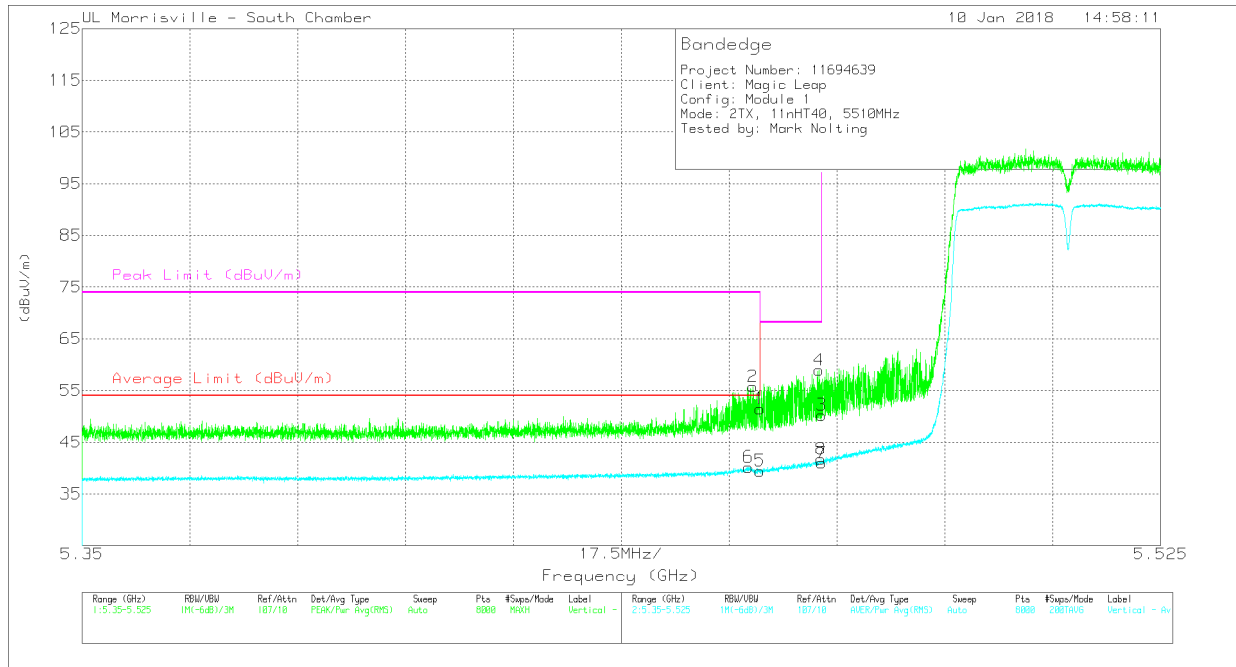
Marker	Frequency (GHz)	Meter Reading (dBuV)	Det	AT0069 AF (dB/m)	Amp/Cbl/Filtr/Pad (dB)	DC Corr (dB)	Corrected Reading (dBuV/m)	Average Limit (dBuV/m)	Margin (dB)	Peak Limit (dBuV/m)	PK Margin (dB)	Azimuth (Degs)	Height (cm)	Polarity
2	* 5.458	48.23	Pk	34.5	-23.6	0	59.13	-	-	74	-14.87	159	139	H
6	* 5.458	30.08	RMS	34.5	-23.6	.1	41.08	54	-12.92	-	-	159	139	H
1	* 5.46	37.49	Pk	34.5	-23.6	0	48.39	-	-	74	-25.61	159	139	H
5	* 5.46	29.05	RMS	34.5	-23.6	.1	40.05	54	-13.95	-	-	159	139	H
4	5.469	51.6	Pk	34.5	-23.6	0	62.5	-	-	68.2	-5.7	159	139	H
3	5.47	42.59	Pk	34.5	-23.6	0	53.49	-	-	68.2	-14.71	159	139	H
7	5.47	30.95	RMS	34.5	-23.6	.1	41.95	-	-	-	-	159	139	H
8	5.47	31.64	RMS	34.5	-23.6	.1	42.64	-	-	-	-	159	139	H

* - indicates frequency in CFR47 Pt 15 / IC RSS-Restricted Band

Pk - Peak detector

RMS - RMS detection

RESTRICTED BANDEGE (LOW CHANNEL) VERTICAL



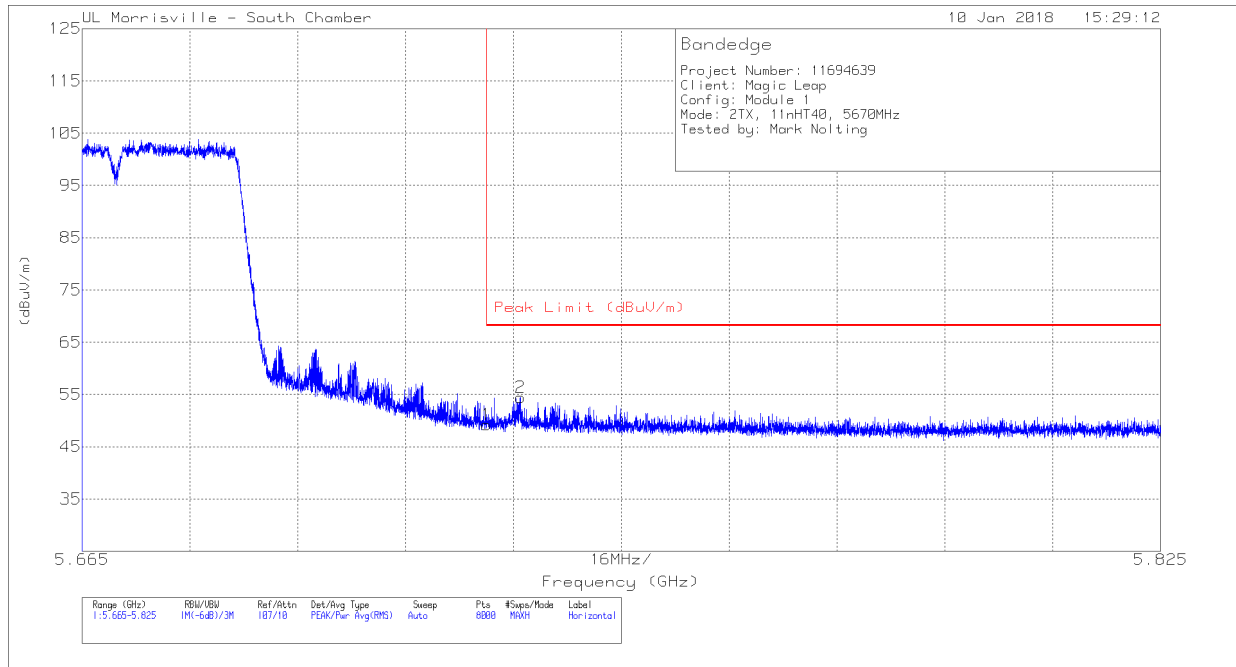
Marker	Frequency (GHz)	Meter Reading (dBuV)	Det	AT0069 AF (dB/m)	Amp/Cbl/Filtr/Pad (dB)	DC Corr (dB)	Corrected Reading (dBuV/m)	Average Limit (dBuV/m)	Margin (dB)	Peak Limit (dBuV/m)	PK Margin (dB)	Azimuth (Degs)	Height (cm)	Polarity
6	* 5.458	29.19	RMS	34.5	-23.6	.1	40.19	54	-13.81	-	-	234	255	V
2	* 5.459	44.84	Pk	34.5	-23.6	0	55.74	-	-	74	-18.26	234	255	V
1	* 5.46	40.6	Pk	34.5	-23.6	0	51.5	-	-	74	-22.5	234	255	V
5	* 5.46	28.46	RMS	34.5	-23.6	.1	39.46	54	-14.54	-	-	234	255	V
3	5.47	39.36	Pk	34.5	-23.6	0	50.26	-	-	68.2	-17.94	234	255	V
4	5.47	48.06	Pk	34.5	-23.6	0	58.96	-	-	68.2	-9.24	234	255	V
7	5.47	29.97	RMS	34.5	-23.6	.1	40.97	-	-	-	-	234	255	V
8	5.47	30.7	RMS	34.5	-23.6	.1	41.7	-	-	-	-	234	255	V

* - indicates frequency in CFR47 Pt 15 / IC RSS-Restricted Band

Pk - Peak detector

RMS - RMS detection

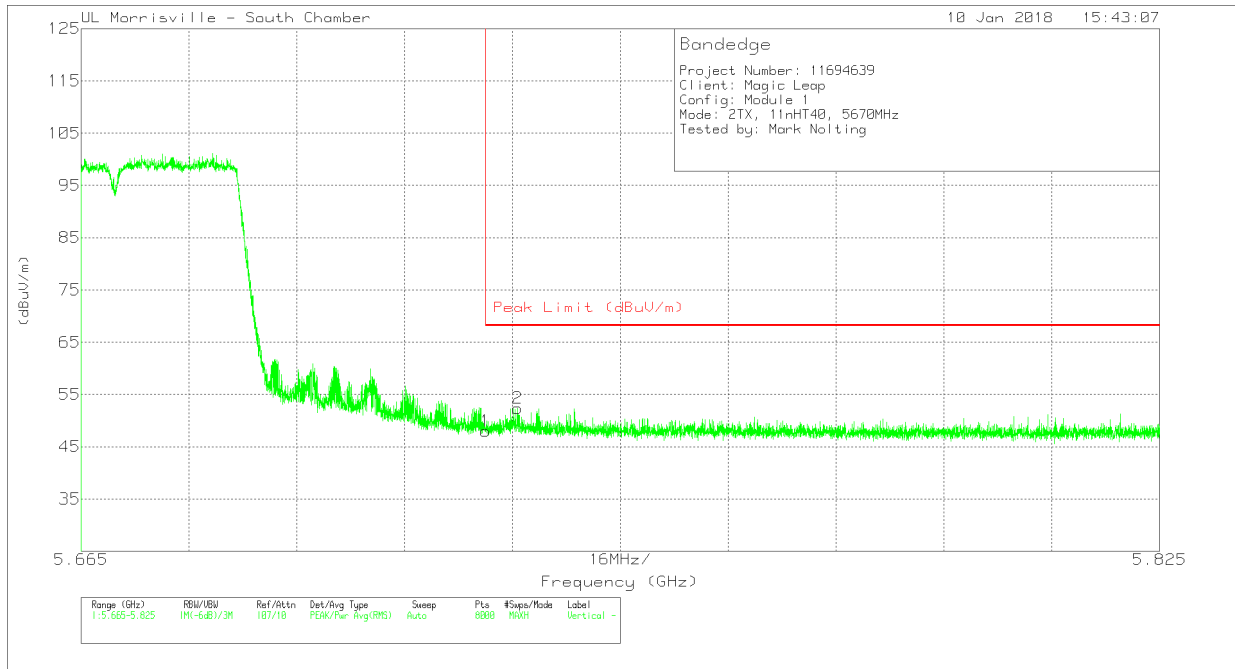
AUTHORIZED BANDEDGE (HIGH CHANNEL) HORIZONTAL



Marker	Frequency (GHz)	Meter Reading (dBuV)	Det	AT0069 AF (dB/m)	Amp/Cbl/Filtr/Pad (dB)	Corrected Reading (dBuV/m)	Peak Limit (dBuV/m)	PK Margin (dB)	Azimuth (Degs)	Height (cm)	Polarity
1	5.725	38.12	Pk	34.6	-23.5	49.22	68.2	-18.98	254	183	H
2	5.73	43.31	Pk	34.6	-23.5	54.41	68.2	-13.79	254	183	H

Pk - Peak detector

AUTHORIZED BANDEDGE (HIGH CHANNEL) VERTICAL

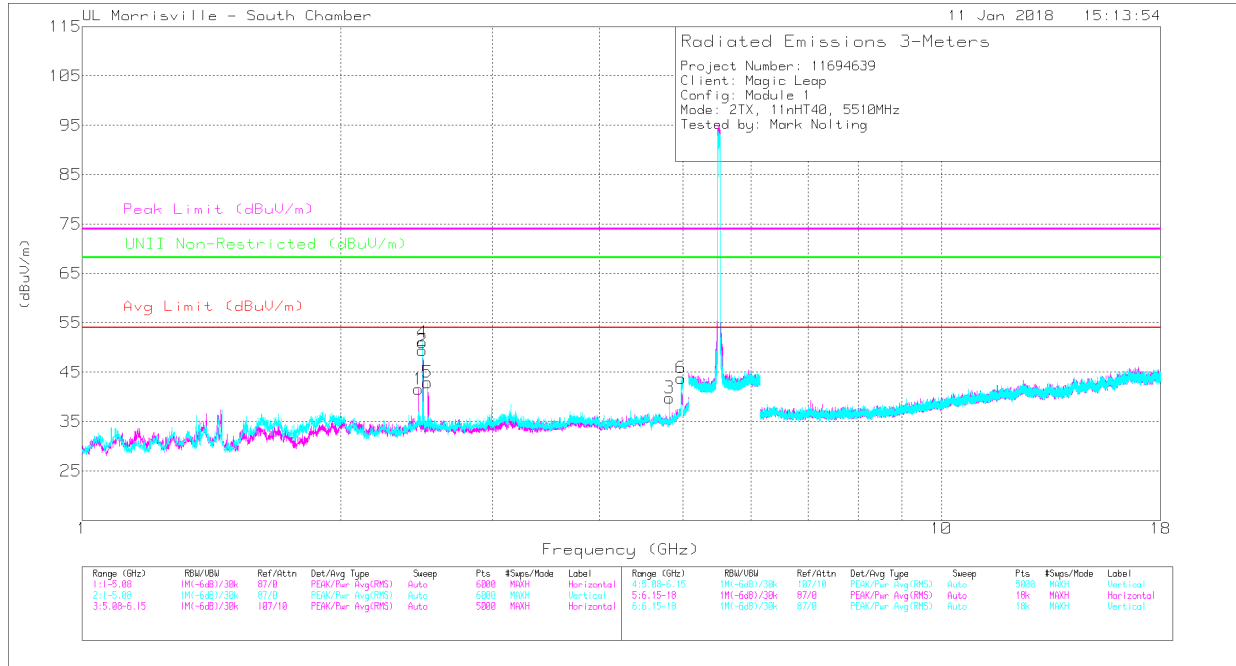


Marker	Frequency (GHz)	Meter Reading (dBuV)	Det	AT0069 AF (dB/m)	Amp/Cbl/Filtr/Pad (dB)	Corrected Reading (dBuV/m)	Peak Limit (dBuV/m)	PK Margin (dB)	Azimuth (Degs)	Height (cm)	Polarity
1	5.725	36.91	Pk	34.6	-23.5	48.01	68.2	-20.19	119	310	V
2	5.73	41.28	Pk	34.6	-23.5	52.38	68.2	-15.82	119	310	V

Pk - Peak detector

HARMONICS AND SPURIOUS EMISSIONS

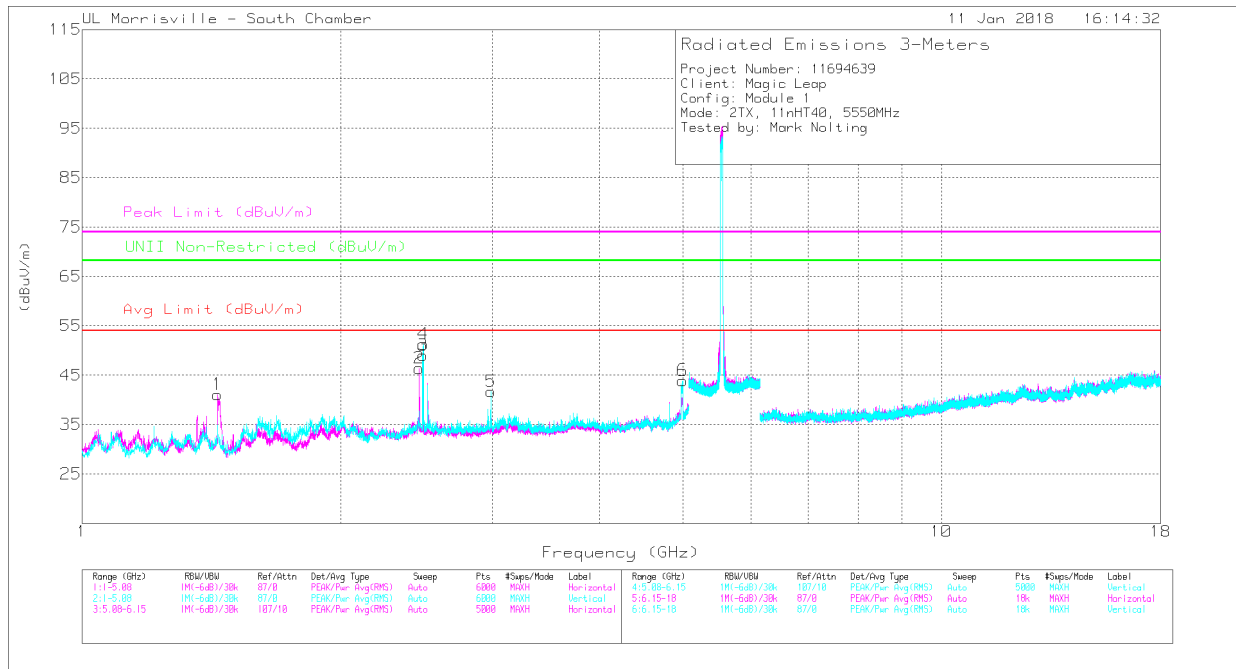
LOW CHANNEL



Marker	Frequency (GHz)	Meter Reading (dBuV)	Det	AT0069 AF (dB/m)	Amp/Cbl/Filtr/Pad (dB)	DC Corr (dB)	Corrected Reading (dBuV/m)	Avg Limit (dBuV/m)	Margin (dB)	Peak Limit (dBuV/m)	PK Margin (dB)	UNII Non-Restricted (dBuV/m)	PK Margin (dB)	Azimuth (Degs)	Height (cm)	Polarity
2	* 2.497	60.85	PK-U	32.3	-34	0	59.15	-	-	74	-14.85	-	-	175	148	H
	* 2.489	34.74	ADR	32.4	-34.1	.1	33.14	54	-20.86	-	-	-	-	175	148	H
3	* 4.824	42.77	PK-U	34	-30.9	0	45.87	-	-	74	-28.13	-	-	44	108	H
	* 4.824	35.51	ADR	34	-30.9	.1	38.71	54	-15.29	-	-	-	-	44	108	H
4	* 2.496	61.73	PK-U	32.4	-34	0	60.13	-	-	74	-13.87	-	-	216	127	V
	* 2.498	35.25	ADR	32.3	-34	.1	33.65	54	-20.35	-	-	-	-	216	127	V
6	* 4.988	48.46	PK-U	34	-30.2	0	52.26	-	-	74	-21.74	-	-	123	101	V
	* 4.996	33.17	ADR	34	-30.2	.1	37.07	54	-16.93	-	-	-	-	123	101	V
1	2.465	55.8	PK-U	32.4	-34	0	54.2	-	-	-	-	68.2	-14	181	154	H
5	2.528	57.67	PK-U	32.3	-34	0	55.97	-	-	-	-	68.2	-12.23	184	101	V

* - indicates frequency in CFR47 Pt 15 / IC RSS-Restricted Band
 PK-U - U-NII: Maximum Peak
 ADR - U-NII AD primary method, RMS average

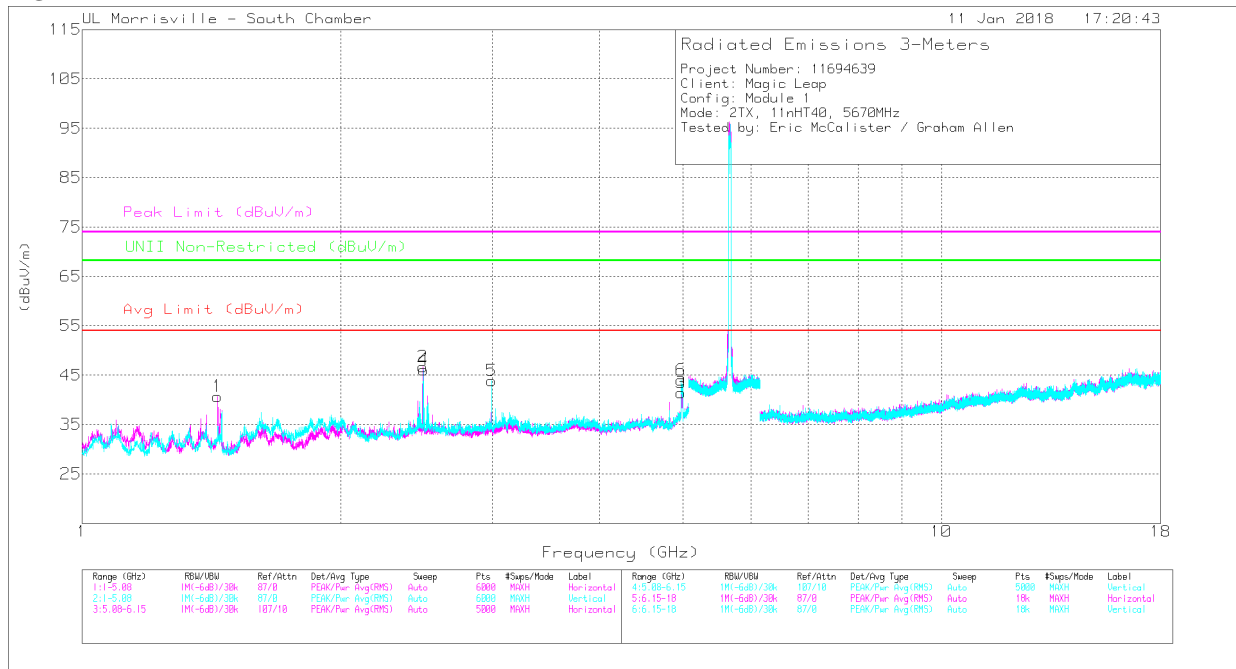
MID CHANNEL



Marker	Frequency (GHz)	Meter Reading (dBuV)	Det	AT0069 AF (dB/m)	Amp/Cbl/Filtr/Pad (dB)	DC Corr (dB)	Corrected Reading (dBuV/m)	Avg Limit (dBuV/m)	Margin (dB)	Peak Limit (dBuV/m)	PK Margin (dB)	UNII Non-Restricted (dBuV/m)	PK Margin (dB)	Azimuth (Degs)	Height (cm)	Polarity
1	* 1.437	57.58	PK-U	28.7	-34.9	0	51.38	-	-	74	-22.62	-	-	155	174	H
	* 1.446	33.43	ADR	28.7	-35	.1	27.23	54	-26.77	-	-	-	-	155	174	H
3	* 2.489	60.74	PK-U	32.4	-34.1	0	59.04	-	-	74	-14.96	-	-	184	155	H
	* 2.491	34.7	ADR	32.4	-34	.1	33.2	54	-20.8	-	-	-	-	184	155	H
4	* 2.493	60.6	PK-U	32.4	-34	0	59	-	-	74	-15	-	-	218	128	V
	* 2.497	35.18	ADR	32.3	-34	.1	33.58	54	-20.42	-	-	-	-	218	128	V
6	* 4.999	49.26	PK-U	34	-30.2	0	53.06	-	-	74	-20.94	-	-	125	101	V
	* 4.995	33.34	ADR	34	-30.2	.1	37.24	54	-16.76	-	-	-	-	125	101	V
2	2.463	55.6	PK-U	32.4	-34	0	54	-	-	-	-	68.2	-14.2	179	153	H
5	2.989	54.22	PK-U	32.9	-33.6	0	53.52	-	-	-	-	68.2	-14.68	134	101	V

* - indicates frequency in CFR47 Pt 15 / IC RSS-Restricted Band
 PK-U - U-NII: Maximum Peak
 ADR - U-NII AD primary method, RMS average

HIGH CHANNEL



Marker	Frequency (GHz)	Meter Reading (dBuV)	Det	AT0069 AF (dB/m)	Amp/Cbl/Fitr/Pad (dB)	DC Corr (dB)	Corrected Reading (dBuV/m)	Avg Limit (dBuV/m)	Margin (dB)	Peak Limit (dBuV/m)	PK Margin (dB)	UNII Non-Restricted (dBuV/m)	PK Margin (dB)	Azimuth (Degs)	Height (cm)	Polarity
1	* 1.437	55.5	PK-U	28.7	-34.9	0	49.3	-	-	74	-24.7	-	-	161	129	H
	* 1.395	38.86	ADR	28.7	-34.8	.1	32.86	54	-21.14	-	-	-	-	161	129	H
2	* 2.491	58.81	PK-U	32.4	-34	0	57.21	-	-	74	-16.79	-	-	358	132	H
	* 2.491	33.03	ADR	32.4	-34	.1	31.53	54	-22.47	-	-	-	-	358	132	H
3	* 4.98	46.76	PK-U	34	-30	0	50.76	-	-	74	-23.24	-	-	274	182	H
	* 4.981	30.95	ADR	34	-30	.1	35.05	54	-18.95	-	-	-	-	274	182	H
4	* 2.493	60.99	PK-U	32.4	-34	0	59.39	-	-	74	-14.61	-	-	208	107	V
	* 2.497	35.05	ADR	32.3	-34	.1	33.45	54	-20.55	-	-	-	-	208	107	V
6	* 4.977	47.96	PK-U	34	-29.9	0	52.06	-	-	74	-21.94	-	-	129	153	V
	* 4.979	32.87	ADR	34	-30	.1	36.97	54	-17.03	-	-	-	-	129	153	V
5	2.997	52.98	PK-U	32.9	-33.6	0	52.28	-	-	-	-	68.2	-15.92	185	231	V

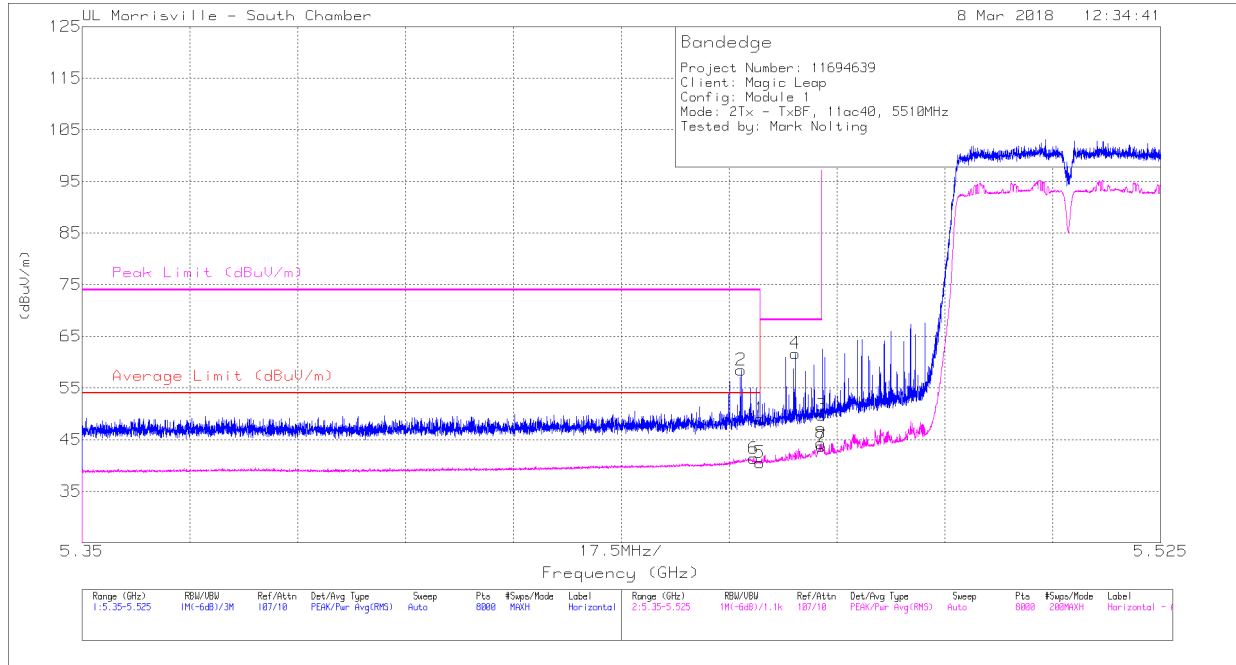
* - indicates frequency in CFR47 Pt 15 / IC RSS-Restricted Band

PK-U - U-NII: Maximum Peak

ADR - U-NII AD primary method, RMS average

10.2.24. TX ABOVE 1 GHz 802.11ac VHT40 MODE, 5.6 GHz BAND – MODULE 1, MIMO TxBF

RESTRICTED BANDEDGE (LOW CHANNEL) HORIZONTAL



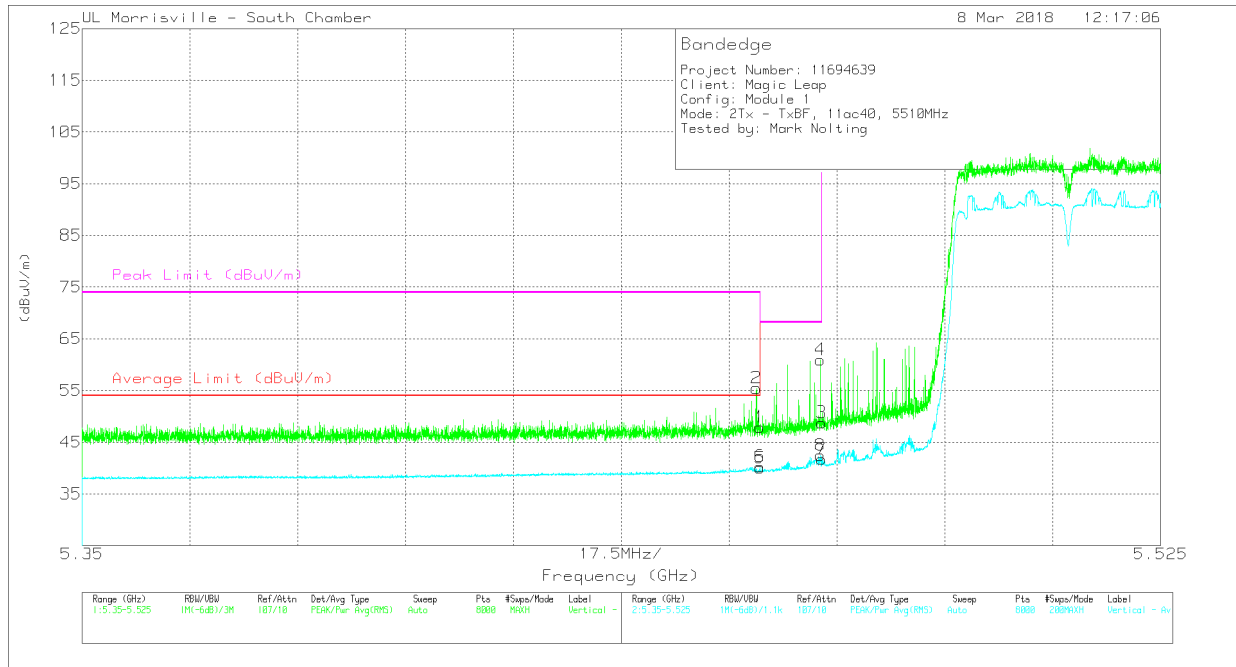
Marker	Frequency (GHz)	Meter Reading (dBuV)	Det	AT0069 AF (dB/m)	Amp/Cbl/Filtr/Pad (dB)	Corrected Reading (dBuV/m)	Average Limit (dBuV/m)	Margin (dB)	Peak Limit (dBuV/m)	PK Margin (dB)	Azimuth (Degs)	Height (cm)	Polarity
2	* 5.457	47.59	Pk	34.5	-23.6	58.49	-	-	74	-15.51	155	204	H
6	* 5.459	30.46	V1TR	34.5	-23.6	41.36	54	-12.64	-	-	155	204	H
1	* 5.46	38.15	Pk	34.5	-23.6	49.05	-	-	74	-24.95	155	204	H
5	* 5.46	29.65	V1TR	34.5	-23.6	40.55	54	-13.45	-	-	155	204	H
4	5.466	50.8	Pk	34.5	-23.6	61.7	-	-	68.2	-6.5	155	204	H
3	5.47	38.79	Pk	34.5	-23.6	49.69	-	-	68.2	-18.51	155	204	H
7	5.47	32.79	V1TR	34.5	-23.6	43.69	-	-	-	-	155	204	H
8	5.47	33.37	V1TR	34.5	-23.6	44.27	-	-	-	-	155	204	H

* - indicates frequency in CFR47 Pt 15 / IC RSS-Restricted Band

Pk - Peak detector

V1TR - U-NII: VB=1/Ton, RMS Average where: Ton is packet duration

RESTRICTED BANDEDGE (LOW CHANNEL) VERTICAL



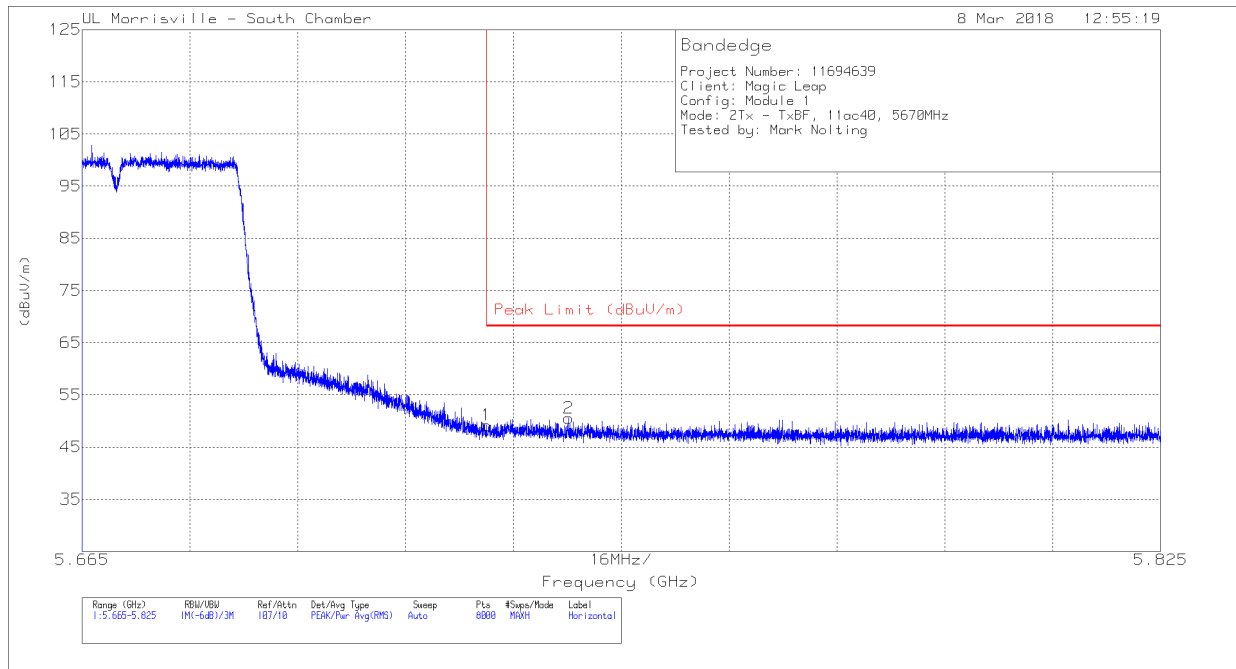
Marker	Frequency (GHz)	Meter Reading (dBuV)	Det	AT0069 AF (dB/m)	Amp/Cbl/Filtr/Pad (dB)	Corrected Reading (dBuV/m)	Average Limit (dBuV/m)	Margin (dB)	Peak Limit (dBuV/m)	PK Margin (dB)	Azimuth (Degs)	Height (cm)	Polarity
1	* 5.46	37.02	Pk	34.5	-23.6	47.92	-	-	74	-26.08	259	110	V
2	* 5.459	44.55	Pk	34.5	-23.6	55.45	-	-	74	-18.55	259	110	V
5	* 5.46	29.14	V1TR	34.5	-23.6	40.04	54	-13.96	-	-	259	110	V
6	* 5.46	29.42	V1TR	34.5	-23.6	40.32	54	-13.68	-	-	259	110	V
3	5.47	37.88	Pk	34.5	-23.6	48.78	-	-	68.2	-19.42	259	110	V
4	5.47	50.06	Pk	34.5	-23.6	60.96	-	-	68.2	-7.24	259	110	V
7	5.47	30.81	V1TR	34.5	-23.6	41.71	-	-	-	-	259	110	V
8	5.47	31.6	V1TR	34.5	-23.6	42.5	-	-	-	-	259	110	V

* - indicates frequency in CFR47 Pt 15 / IC RSS-Restricted Band

Pk - Peak detector

V1TR - U-NII: VB=1/Ton, RMS Average where: Ton is packet duration

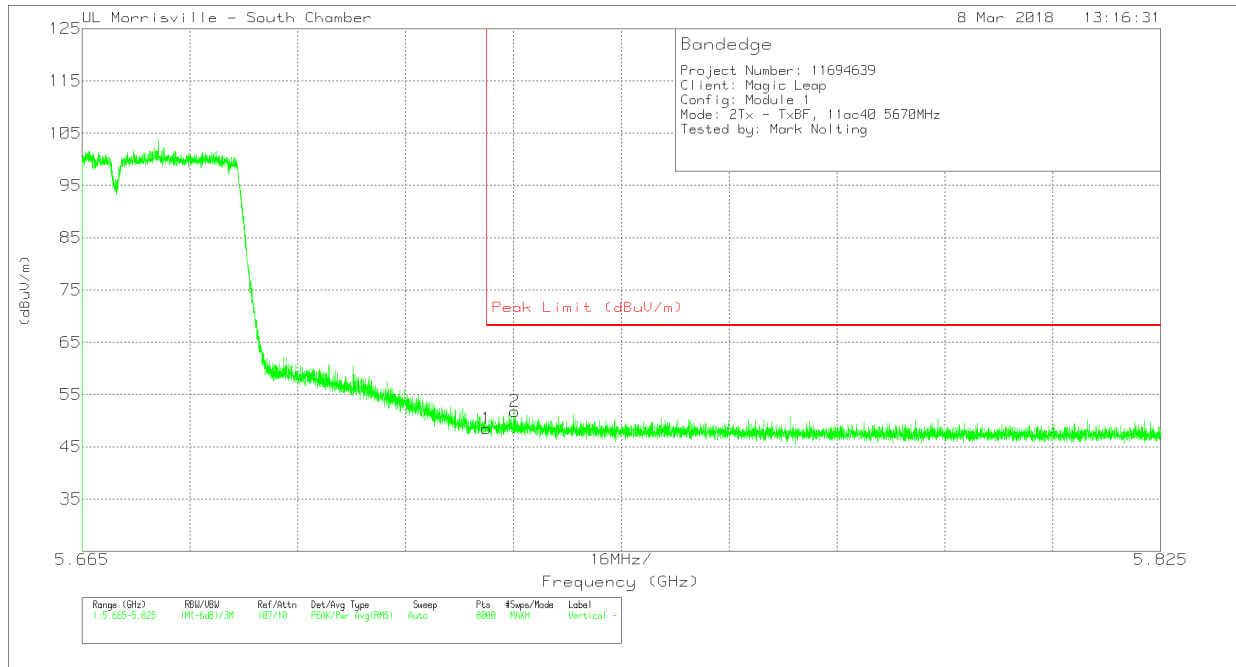
AUTHORIZED BANDEDGE (HIGH CHANNEL) HORIZONTAL



Marker	Frequency (GHz)	Meter Reading (dBuV)	Det	AT0069 AF (dB/m)	Amp/Cbl/Filtr/Pad (dB)	Corrected Reading (dBuV/m)	Peak Limit (dBuV/m)	PK Margin (dB)	Azimuth (Degs)	Height (cm)	Polarity
1	5.725	38.06	Pk	34.6	-23.5	49.16	68.2	-19.04	153	198	H
2	5.737	39.37	Pk	34.6	-23.4	50.57	68.2	-17.63	153	198	H

Pk - Peak detector

AUTHORIZED BANDEDGE (HIGH CHANNEL) VERTICAL



Marker	Frequency (GHz)	Meter Reading (dBuV)	Det	AT0069 AF (dB/m)	Amp/Cbl/Filtr/Pad (dB)	Corrected Reading (dBuV/m)	Peak Limit (dBuV/m)	PK Margin (dB)	Azimuth (Degs)	Height (cm)	Polarity
1	5.725	37.36	Pk	34.6	-23.5	48.46	68.2	-19.74	262	106	V
2	5.729	40.69	Pk	34.6	-23.5	51.79	68.2	-16.41	262	106	V

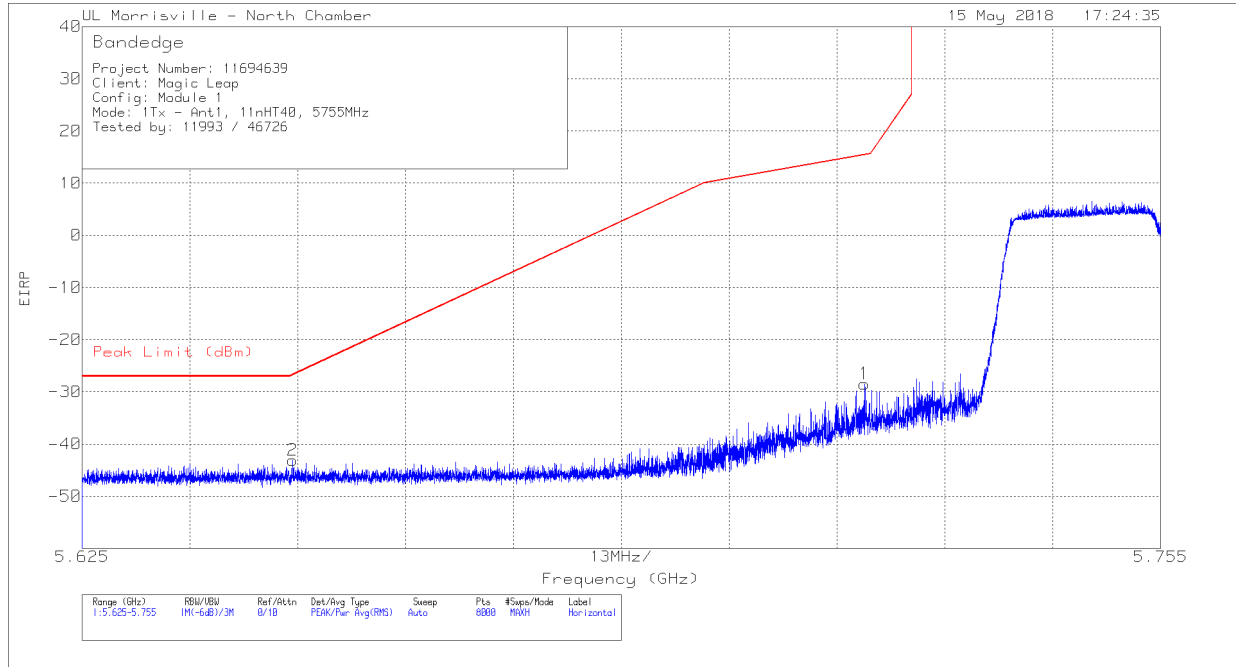
Pk - Peak detector

Note - Transmit beamforming only supported by 802.11n and 802.11ac modes. The router was investigated at different θ s around the EUT. It was determined that there was <3dB delta in position. The router was then placed behind the receiving antenna. Transmit beamforming spot check scans were taken and this showed little to no variation from 802.11n/ac MIMO SDM spurious scans. Therefore, 802.11n/ac MIMO SDM spurious data is used to represent 802.11nHT20/nHT40 and 802.11ac VHT80 transmit beamforming. For transmit beamforming testing 802.11ac VHT20 and VHT40 were tested to cover 802.11n HT20 and HT40.

10.2.25. TX ABOVE 1 GHz 802.11n HT40 MODE, 5.8 GHz BAND – MODULE 1, SISO ANT0

RESTRICTED BANDEDGE (LOW CHANNEL) HORIZONTAL

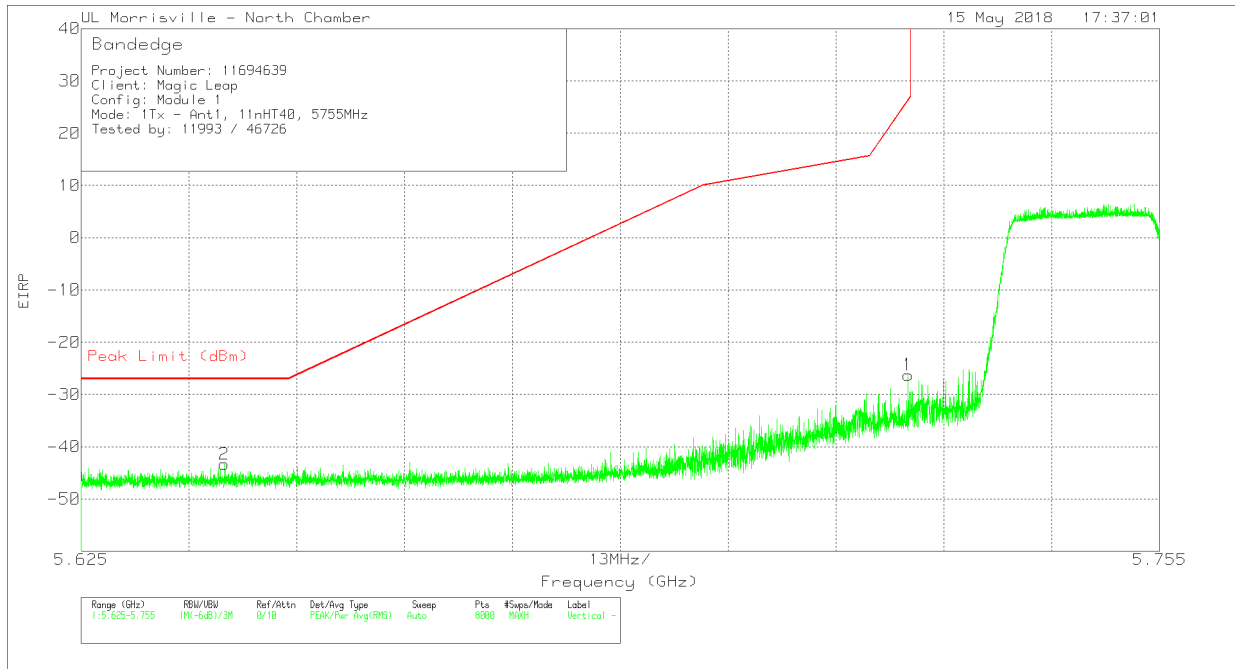
Note – The plots in this section show ANT 1 but should be considered ANT0.



Marker	Frequency (GHz)	Meter Reading (dBm)	Det	AT0072 AF (dB/m)	Amp/Cbl/Filtr/Pad (dB)	Conversion Factor (dB)	DC Corr (dB)	Corrected Reading EIRP	Peak Limit (dBm)	PK Margin (dB)	Azimuth (Degs)	Height (cm)	Polarity
2	5.65	-66.37	Pk	34.5	-23	11.8	0	-43.07	-26.71	-16.36	87	225	H
1	5.719	-51.95	Pk	34.7	-23	11.8	0	-28.45	15.4	-43.85	87	225	H

Pk - Peak detector

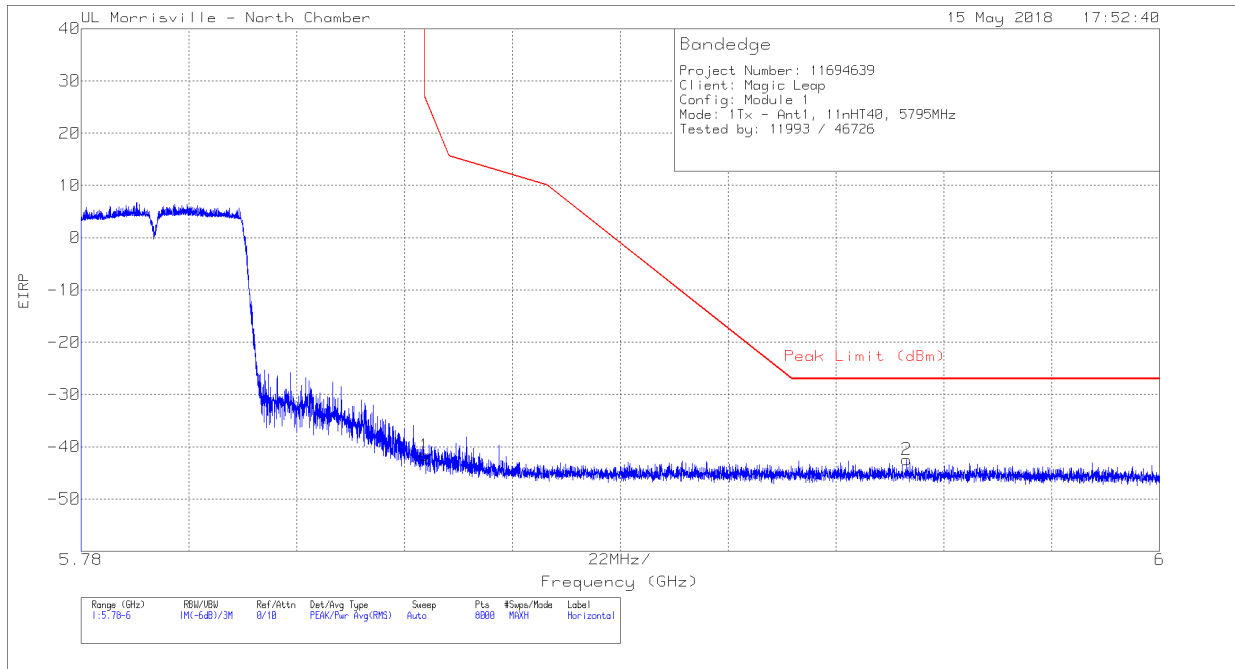
RESTRICTED BANDEDGE (LOW CHANNEL) VERTICAL



Marker	Frequency (GHz)	Meter Reading (dBm)	Det	AT0072 AF (dB/m)	Amp/Cbl/Filtr/Pad (dB)	Conversion Factor (dB)	DC Corr (dB)	Corrected Reading EIRP	Peak Limit (dBm)	PK Margin (dB)	Azimuth (Degs)	Height (cm)	Polarity
2	5.642	-66.54	Pk	34.5	-23.1	11.8	0	-43.34	-27	-16.34	272	270	V
1	5.725	-49.76	Pk	34.7	-23	11.8	0	-26.26	26.29	-52.55	272	270	V

Pk - Peak detector

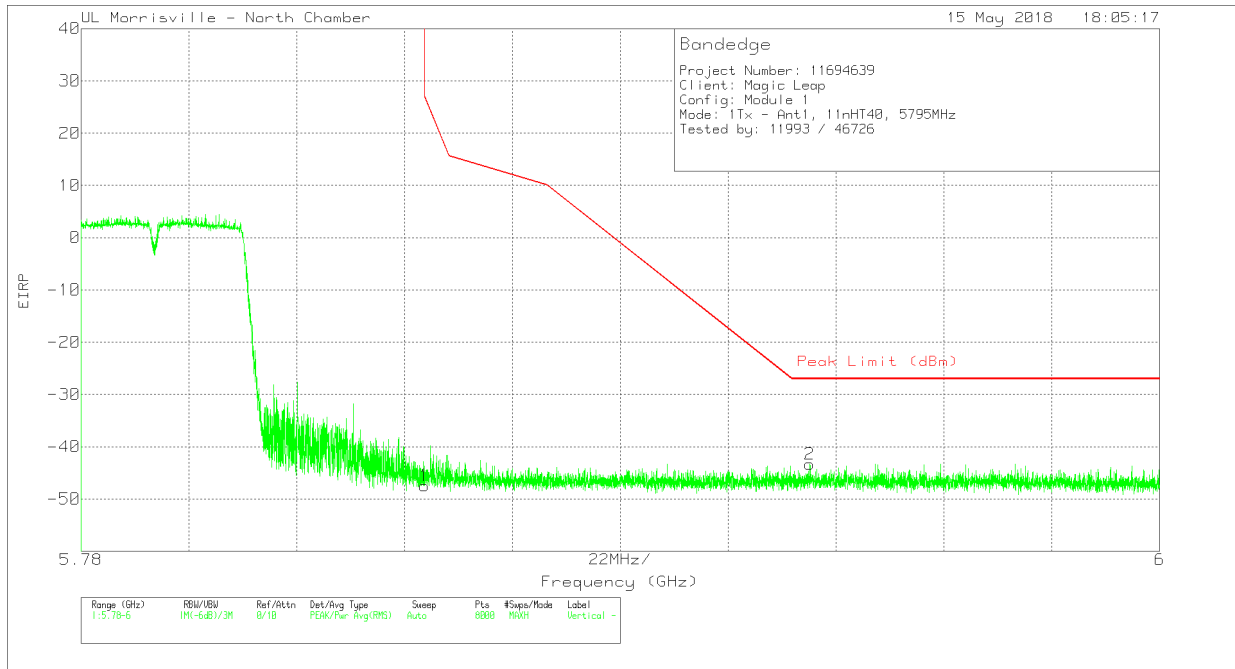
AUTHORIZED BANDEDGE (HIGH CHANNEL) HORIZONTAL



Marker	Frequency (GHz)	Meter Reading (dBm)	Det	AT0072 AF (dB/m)	Amp/Cbl/Filtr/Pad (dB)	Conversion Factor (dB)	DC Corr (dB)	Corrected Reading EIRP	Peak Limit (dBm)	PK Margin (dB)	Azimuth (Degs)	Height (cm)	Polarity
1	5.85	-65.76	Pk	34.8	-22.5	11.8	0	-41.66	26.95	-68.61	255	320	H
2	5.948	-67.04	Pk	34.9	-22.1	11.8	0	-42.44	-27	-15.44	255	320	H

Pk - Peak detector

AUTHORIZED BANDEDGE (HIGH CHANNEL) VERTICAL

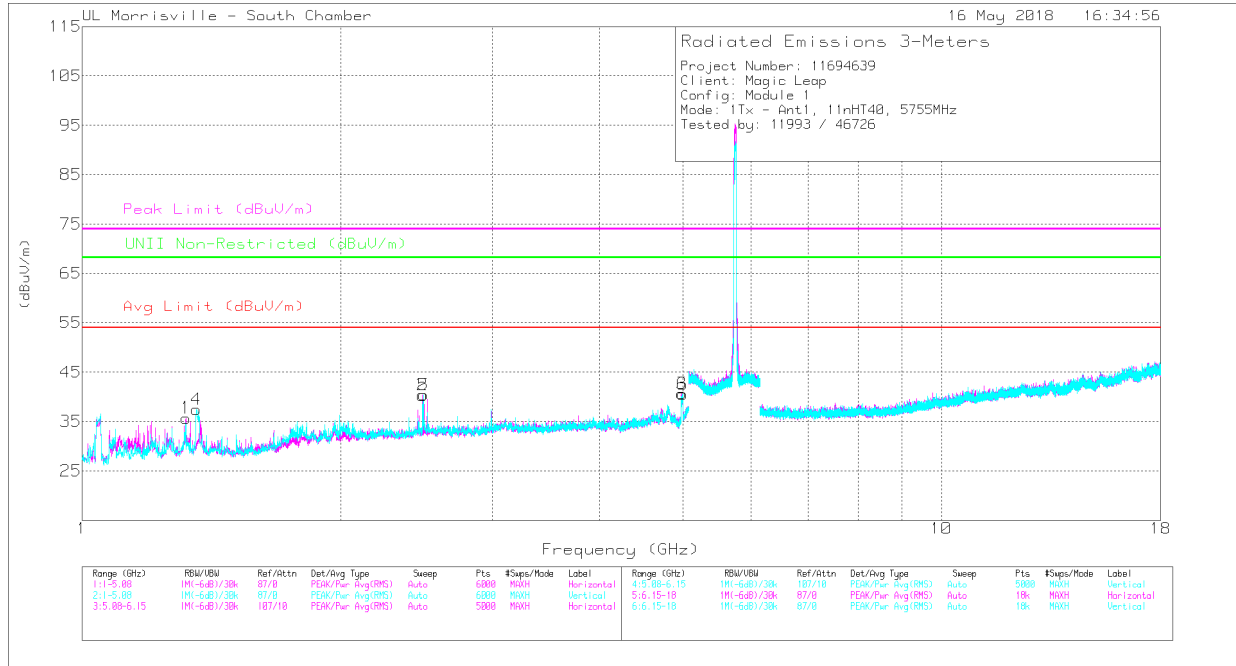


Marker	Frequency (GHz)	Meter Reading (dBm)	Det	AT0072 AF (dB/m)	Amp/Cbl/Filtr/Pad (dB)	Conversion Factor (dB)	DC Corr (dB)	Corrected Reading EIRP	Peak Limit (dBm)	PK Margin (dB)	Azimuth (Degs)	Height (cm)	Polarity
1	5.85	-71.53	Pk	34.8	-22.5	11.8	0	-47.43	26.95	-74.38	278	304	V
2	5.929	-67.92	Pk	34.9	-22.1	11.8	0	-43.32	-27	-16.32	278	304	V

Pk - Peak detector

HARMONICS AND SPURIOUS EMISSIONS

LOW CHANNEL



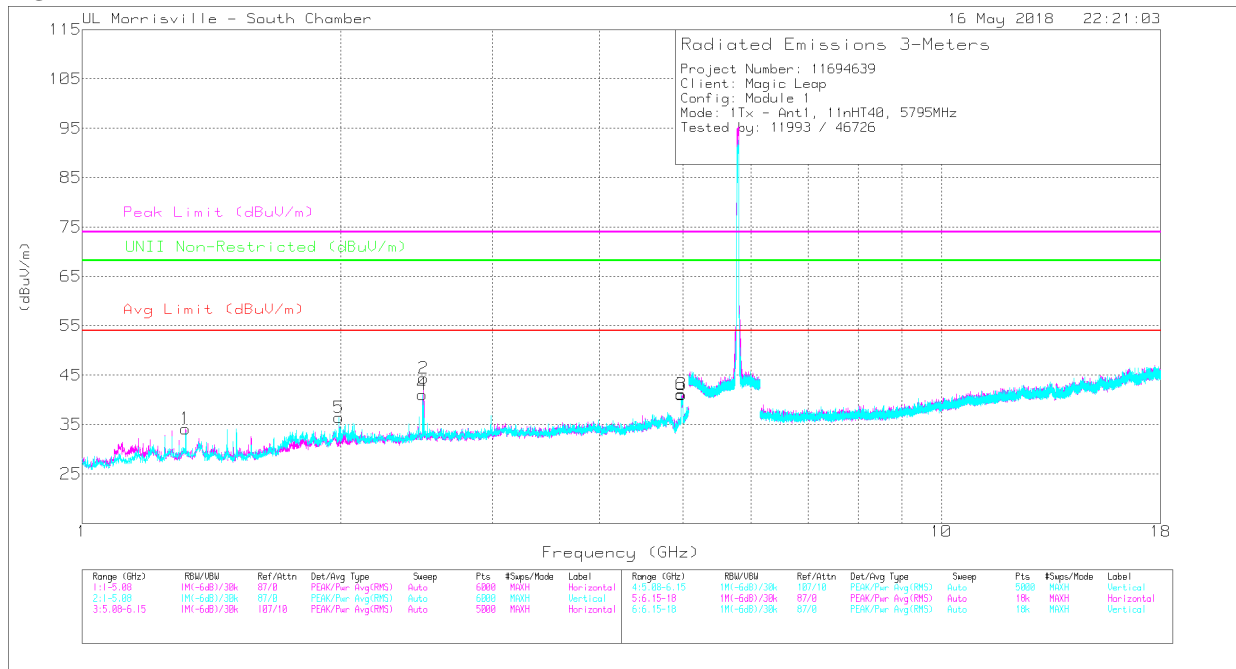
Marker	Frequency (GHz)	Meter Reading (dBuV)	Det	AT0069 AF (dB/m)	Amp/Cbl/Filtr/Pad (dB)	DC Corr (dB)	Corrected Reading (dBuV/m)	Avg Limit (dBuV/m)	Margin (dB)	Peak Limit (dBuV/m)	PK Margin (dB)	UNII Non-Restricted (dBuV/m)	PK Margin (dB)	Azimuth (Degs)	Height (cm)	Polarity
1	* ** 1.32	47.84	PK-U	28.8	-34.8	0	41.84	-	-	74	-32.16	-	-	81	280	H
	* ** 1.32	39.51	ADR	28.8	-34.8	.09	33.6	54	-20.4	-	-	-	-	81	280	H
2	* ** 2.493	54.69	PK-U	32.4	-33.9	0	53.19	-	-	74	-20.81	-	-	195	119	H
	* ** 2.492	30.66	ADR	32.4	-33.9	.09	29.25	54	-24.75	-	-	-	-	195	119	H
3	* ** 4.987	44.71	PK-U	34	-30	0	48.71	-	-	74	-25.29	-	-	78	168	H
	* ** 4.987	29.95	ADR	34	-30	.09	34.04	54	-19.96	-	-	-	-	78	168	H
4	* ** 1.358	43.51	PK-U	29.4	-34.7	0	38.21	-	-	74	-35.79	-	-	42	224	V
	* ** 1.356	31.56	ADR	29.3	-34.7	.09	26.25	54	-27.75	-	-	-	-	42	224	V
5	* ** 2.497	57.19	PK-U	32.3	-34	0	55.49	-	-	74	-18.51	-	-	91	113	V
	* ** 2.497	31.77	ADR	32.3	-34	.09	30.16	54	-23.84	-	-	-	-	91	113	V
6	* ** 5	44.7	PK-U	34	-30.1	0	48.6	-	-	74	-25.4	-	-	66	115	V
	* ** 4.998	29.76	ADR	34	-30.1	.09	33.75	54	-20.25	-	-	-	-	66	115	V

* - indicates frequency in CFR47 Pt 15 / IC RSS-Restricted Band

PK-U - U-NII: Maximum Peak

ADR - U-NII AD primary method, RMS average

HIGH CHANNEL



Marker	Frequency (GHz)	Meter Reading (dBUV)	Det	AT0069 AF (dB/m)	Amp/Cbl/Fitr/Pad (dB)	DC Corr (dB)	Corrected Reading (dBUV/m)	Avg Limit (dBUV/m)	Margin (dB)	Peak Limit (dBUV/m)	PK Margin (dB)	UNII Non-Restricted (dBUV/m)	PK Margin (dB)	Azimuth (Degs)	Height (cm)	Polarity
1	*** 1.32	46.24	PK-U	28.8	-34.8	0	40.24	-	-	74	-33.76	-	-	81	208	H
		38.55	ADR	28.8	-34.8	.09	32.64	54	-21.36	-	-	-	-	81	208	H
2	*** 2.495	54.04	PK-U	32.3	-33.9	0	52.44	-	-	74	-21.56	-	-	186	212	H
		30.86	ADR	32.3	-34	.09	29.25	54	-24.75	-	-	-	-	186	212	H
3	*** 4.98	44.84	PK-U	34	-29.9	0	48.94	-	-	74	-25.06	-	-	77	132	H
		29.67	ADR	34	-29.9	.09	33.86	54	-20.14	-	-	-	-	77	132	H
4	*** 2.489	57.69	PK-U	32.4	-33.9	0	56.19	-	-	74	-17.81	-	-	201	274	V
		31.69	ADR	32.4	-33.9	.09	30.28	54	-23.72	-	-	-	-	201	274	V
6	*** 4.978	43.99	PK-U	34	-29.8	0	48.19	-	-	74	-25.81	-	-	59	111	V
		28.99	ADR	34	-29.8	.09	33.28	54	-20.72	-	-	-	-	59	111	V
5	1.994	52	PK-U	31	-34.2	0	48.8	-	-	-	-	68.2	-19.4	332	166	V

* - indicates frequency in CFR47 Pt 15 / IC RSS-Restricted Band

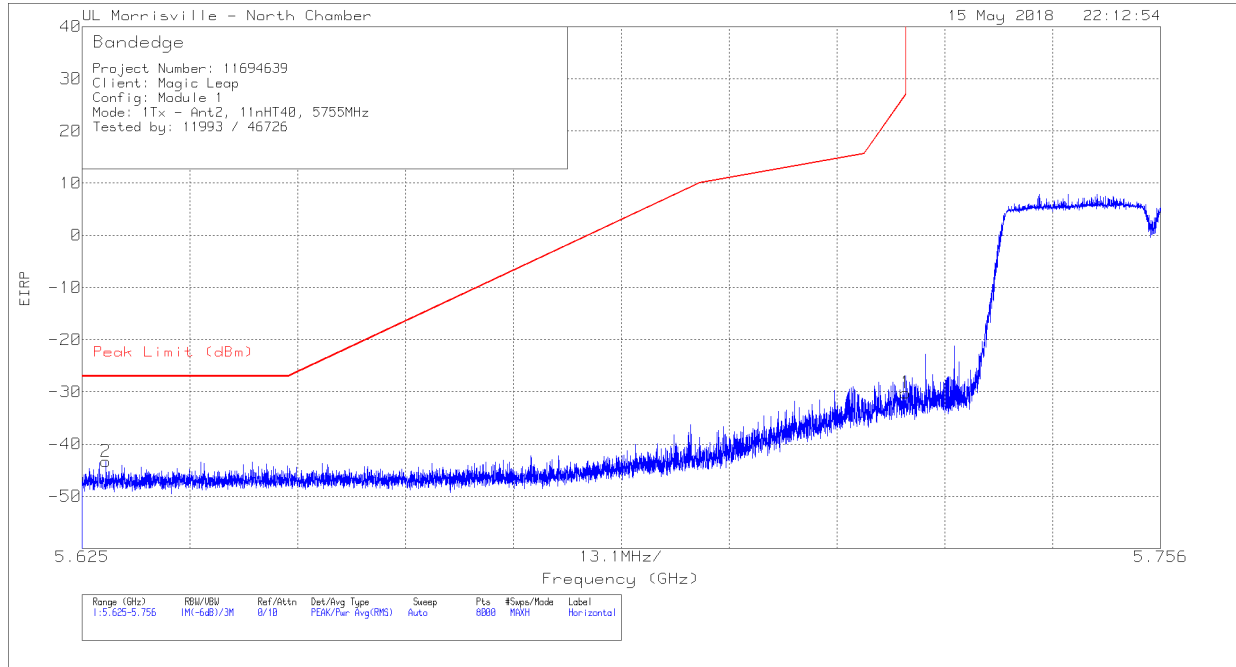
PK-U - U-NII: Maximum Peak

ADR - U-NII AD primary method, RMS average

10.2.26. TX ABOVE 1 GHz 802.11n HT40 MODE, 5.8 GHz BAND – MODULE 1, SISO ANT1

RESTRICTED BANDEDGE (LOW CHANNEL) HORIZONTAL – MODULE 1

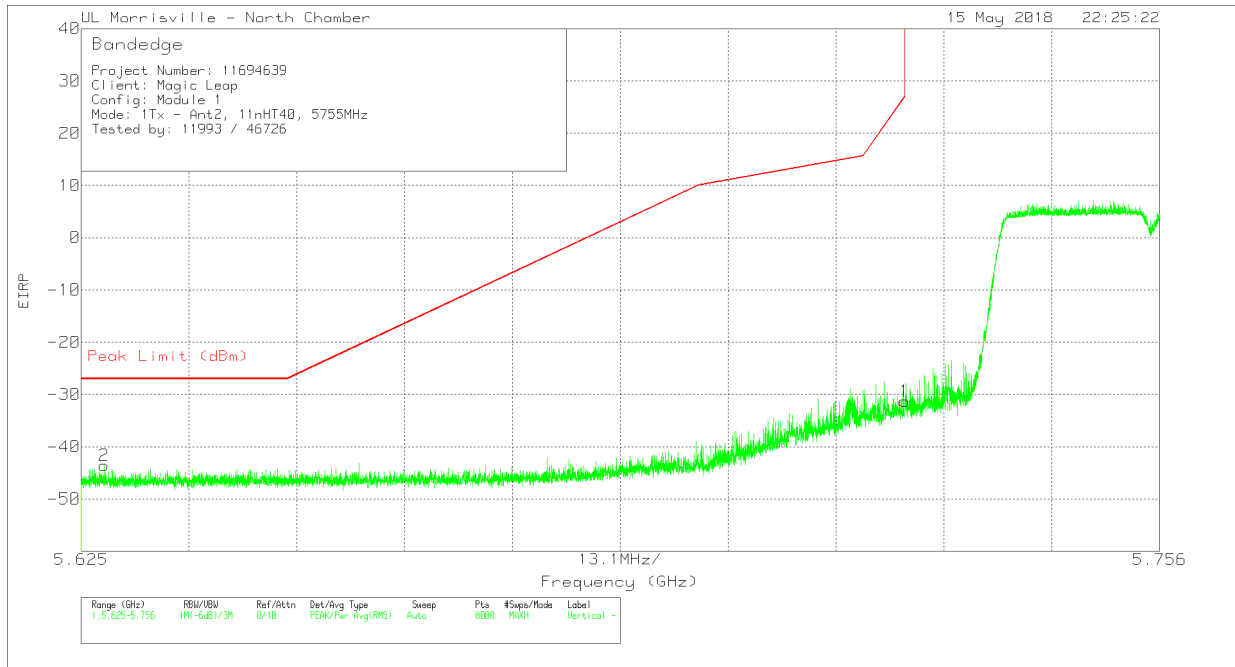
Note – The plots in this section show ANT 2 but should be considered ANT1.



Marker	Frequency (GHz)	Meter Reading (dBm)	Det	AT0072 AF (dB/m)	Amp/Cbl/Filtr/Pad (dB)	Conversion Factor (dB)	DC Corr (dB)	Corrected Reading EIRP	Peak Limit (dBm)	PK Margin (dB)	Azimuth (Degs)	Height (cm)	Polarity
2	5.628	-66.49	Pk	34.5	-23.1	11.8	0	-43.29	-27	-16.29	190	279	H
1	5.725	-53.65	Pk	34.7	-23	11.8	0	-30.15	27	-57.15	190	279	H

Pk - Peak detector

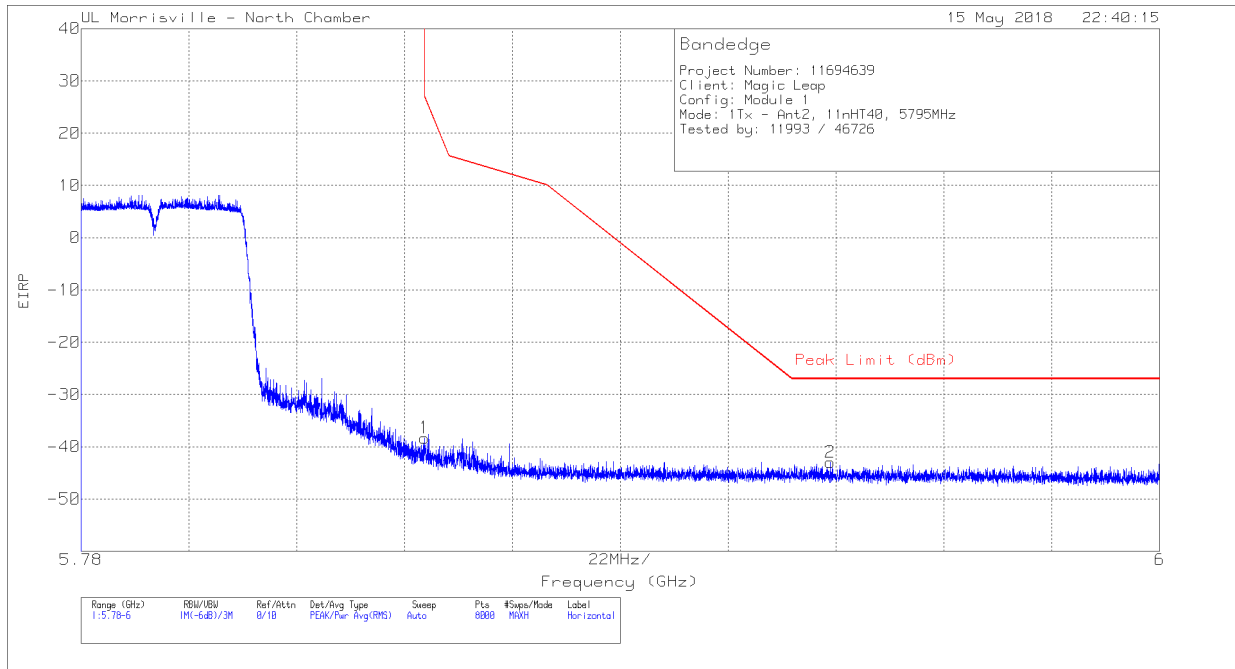
RESTRICTED BANDEDGE (LOW CHANNEL) VERTICAL



Marker	Frequency (GHz)	Meter Reading (dBm)	Det	AT0072 AF (dB/m)	Amp/Cbl/Filtr/Pad (dB)	Conversion Factor (dB)	DC Corr (dB)	Corrected Reading EIRP	Peak Limit (dBm)	PK Margin (dB)	Azimuth (Degs)	Height (cm)	Polarity
2	5.628	-66.78	Pk	34.5	-23.1	11.8	0	-43.58	-27	-16.58	166	193	V
1	5.725	-54.79	Pk	34.7	-23	11.8	0	-31.29	27	-58.29	166	193	V

Pk - Peak detector

AUTHORIZED BANDEDGE (HIGH CHANNEL) HORIZONTAL



Marker	Frequency (GHz)	Meter Reading (dBm)	Det	AT0072 AF (dB/m)	Amp/Cbl/Filtr/Pad (dB)	Conversion Factor (dB)	DC Corr (dB)	Corrected Reading EIRP	Peak Limit (dBm)	PK Margin (dB)	Azimuth (Degs)	Height (cm)	Polarity
1	5.85	-62.41	Pk	34.8	-22.5	11.8	0	-38.31	26.95	-65.26	356	118	H
2	5.933	-67.55	Pk	34.9	-22.1	11.8	0	-42.95	-27	-15.95	356	118	H

Pk - Peak detector