

DUT: Mobile Phone; Type: HARDCASE H10; Serial: 18102600302

Communication System: UID 0, Generic GSM (0); Frequency: 836.6 MHz; Duty Cycle: 1:8

Medium parameters used (interpolated): $f = 836.6$ MHz; $\sigma = 0.896$ S/m; $\epsilon_r = 41.646$; $\rho = 1000$ kg/m³

Phantom section: Left Section

DASY Configuration:

- Probe: EX3DV4 - SN3820; ConvF(9.4, 9.4, 9.4) @ 836.6 MHz; Calibrated: 6/26/2018
- Sensor-Surface: 4mm (Mechanical Surface Detection)
- Electronics: DAE4 Sn913; Calibrated: 5/11/2018
- Phantom: SAM P1aP2a; Type: QD 000 P41 AA ; Serial: 1962
- DASY52 52.10.2(1495); SEMCAD X 14.6.12(7450)

Left Head Cheek/GSM 850 Mid/Area Scan (61x81x1): Interpolated grid: $dx=1.500$ mm, $dy=1.500$ mm
Maximum value of SAR (interpolated) = 0.181 W/kg

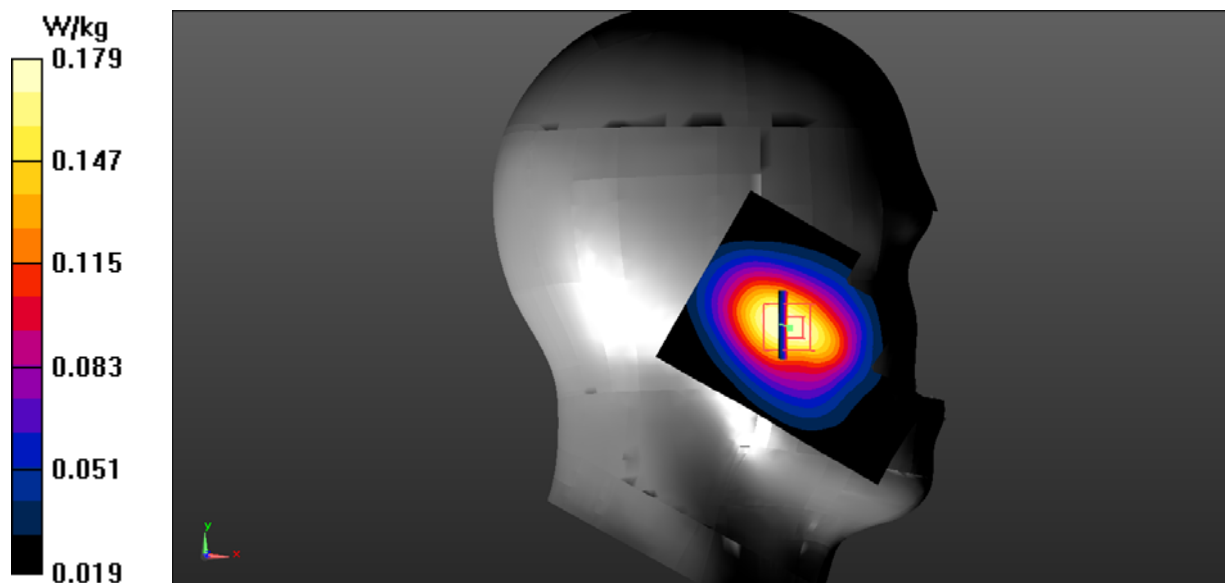
Left Head Cheek/GSM 850 Mid/Zoom Scan (5x5x7)/Cube 0: Measurement grid: $dx=8$ mm, $dy=8$ mm, $dz=5$ mm

Reference Value = 5.244 V/m; Power Drift = -0.71 dB

Peak SAR (extrapolated) = 0.233 W/kg

SAR(1 g) = 0.171 W/kg; SAR(10 g) = 0.118 W/kg (SAR corrected for target medium)

Maximum value of SAR (measured) = 0.179 W/kg



DUT: Mobile Phone; Type: HARDCASE H10; Serial: 18102600302

Communication System: UID 0, Generic GSM (0); Frequency: 836.6 MHz; Duty Cycle: 1:8

Medium parameters used (interpolated): $f = 836.6$ MHz; $\sigma = 0.896$ S/m; $\epsilon_r = 41.646$; $\rho = 1000$ kg/m³

Phantom section: Left Section

DASY Configuration:

- Probe: EX3DV4 - SN3820; ConvF(9.4, 9.4, 9.4) @ 836.6 MHz; Calibrated: 6/26/2018
- Sensor-Surface: 4mm (Mechanical Surface Detection)
- Electronics: DAE4 Sn913; Calibrated: 5/11/2018
- Phantom: SAM P1aP2a; Type: QD 000 P41 AA ; Serial: 1962
- DASY52 52.10.2(1495); SEMCAD X 14.6.12(7450)

Left Head Tilt/GSM 850 Mid/Area Scan (61x81x1): Interpolated grid: dx=1.500 mm, dy=1.500 mm

Maximum value of SAR (interpolated) = 0.114 W/kg

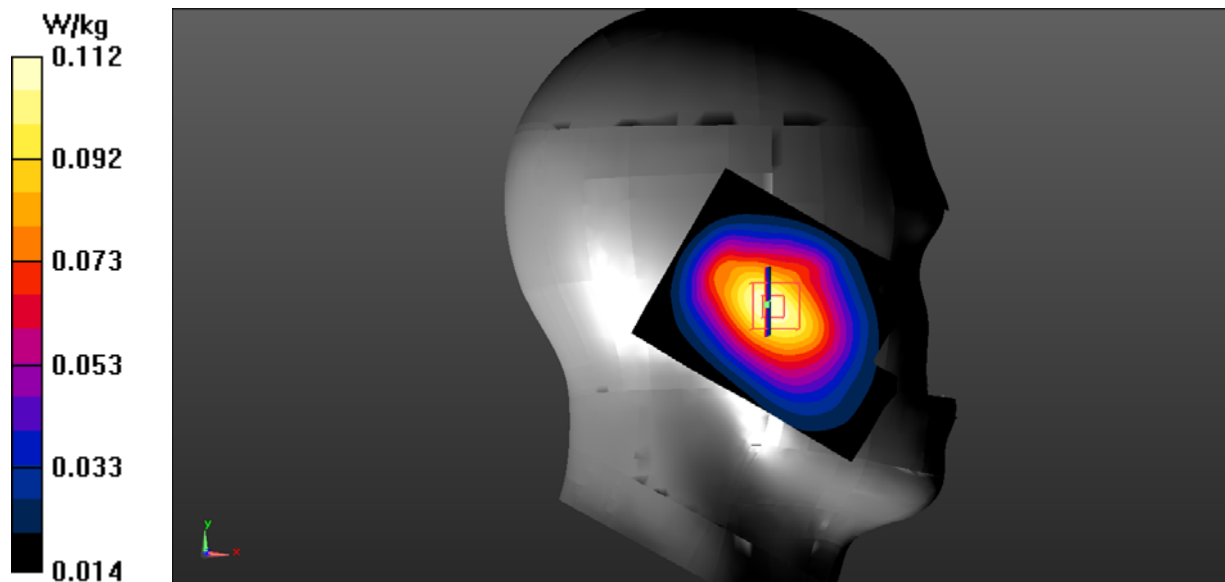
Left Head Tilt/GSM 850 Mid/Zoom Scan (5x5x7)/Cube 0: Measurement grid: dx=8mm, dy=8mm, dz=5mm

Reference Value = 7.011 V/m; Power Drift = -0.24 dB

Peak SAR (extrapolated) = 0.149 W/kg

SAR(1 g) = 0.108 W/kg; SAR(10 g) = 0.075 W/kg (SAR corrected for target medium)

Maximum value of SAR (measured) = 0.112 W/kg



DUT: Mobile Phone; Type: HARDCASE H10; Serial: 18102600302

Communication System: UID 0, Generic GSM (0); Frequency: 836.6 MHz; Duty Cycle: 1:8

Medium parameters used (interpolated): $f = 836.6$ MHz; $\sigma = 0.896$ S/m; $\epsilon_r = 41.646$; $\rho = 1000$ kg/m³

Phantom section: Right Section

DASY Configuration:

- Probe: EX3DV4 - SN3820; ConvF(9.4, 9.4, 9.4) @ 836.6 MHz; Calibrated: 6/26/2018
- Sensor-Surface: 4mm (Mechanical Surface Detection)
- Electronics: DAE4 Sn913; Calibrated: 5/11/2018
- Phantom: SAM P1aP2a; Type: QD 000 P41 AA ; Serial: 1962
- DASY52 52.10.2(1495); SEMCAD X 14.6.12(7450)

Right Head Cheek/GSM 850 Mid/Area Scan (61x81x1): Interpolated grid: $dx=1.500$ mm, $dy=1.500$ mm
Maximum value of SAR (interpolated) = 0.157 W/kg

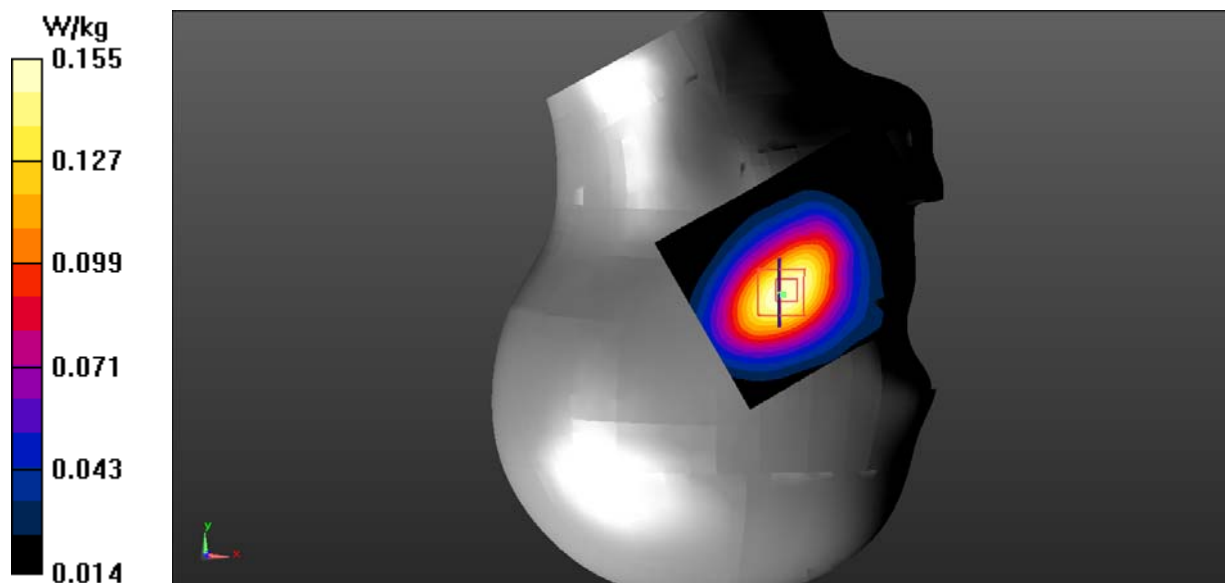
Right Head Cheek/GSM 850 Mid/Zoom Scan (5x5x7)/Cube 0: Measurement grid: $dx=8$ mm, $dy=8$ mm, $dz=5$ mm

Reference Value = 5.073 V/m; Power Drift = 0.07 dB

Peak SAR (extrapolated) = 0.204 W/kg

SAR(1 g) = 0.147 W/kg; SAR(10 g) = 0.100 W/kg (SAR corrected for target medium)

Maximum value of SAR (measured) = 0.155 W/kg



DUT: Mobile Phone; Type: HARDCASE H10; Serial: 18102600302

Communication System: UID 0, Generic GSM (0); Frequency: 836.6 MHz; Duty Cycle: 1:8

Medium parameters used (interpolated): $f = 836.6$ MHz; $\sigma = 0.896$ S/m; $\epsilon_r = 41.646$; $\rho = 1000$ kg/m³

Phantom section: Right Section

DASY Configuration:

- Probe: EX3DV4 - SN3820; ConvF(9.4, 9.4, 9.4) @ 836.6 MHz; Calibrated: 6/26/2018
- Sensor-Surface: 4mm (Mechanical Surface Detection)
- Electronics: DAE4 Sn913; Calibrated: 5/11/2018
- Phantom: SAM P1aP2a; Type: QD 000 P41 AA ; Serial: 1962
- DASY52 52.10.2(1495); SEMCAD X 14.6.12(7450)

Right Head Tilt/GSM 850 Mid/Area Scan (61x81x1): Interpolated grid: dx=1.500 mm, dy=1.500 mm

Maximum value of SAR (interpolated) = 0.112 W/kg

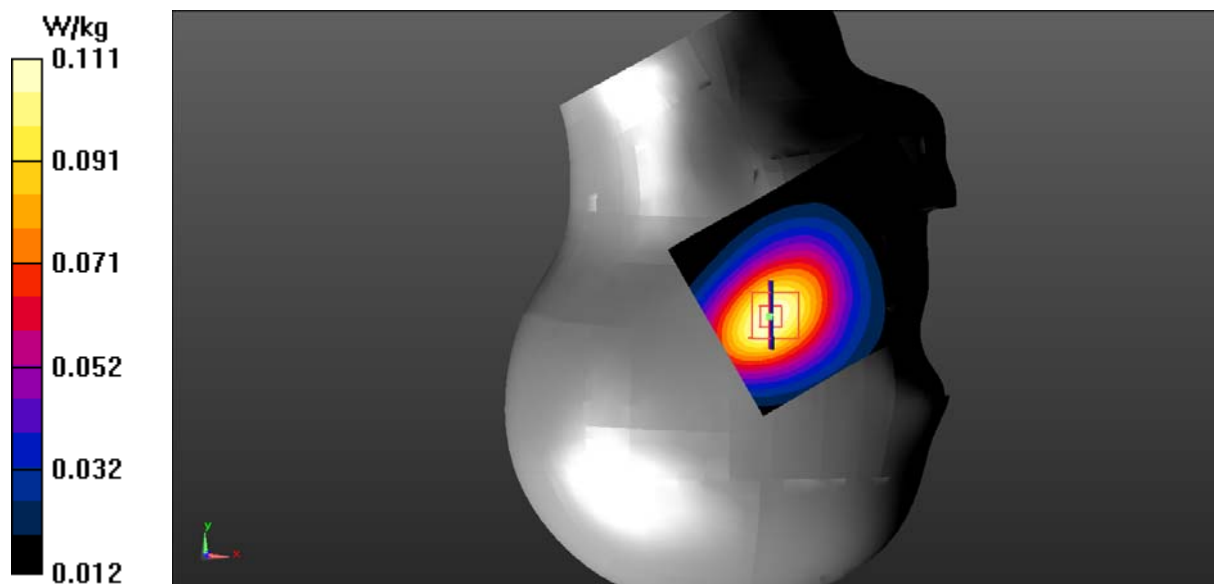
Right Head Tilt/GSM 850 Mid/Zoom Scan (5x5x7)/Cube 0: Measurement grid: dx=8mm, dy=8mm, dz=5mm

Reference Value = 7.078 V/m; Power Drift = 0.02 dB

Peak SAR (extrapolated) = 0.143 W/kg

SAR(1 g) = 0.104 W/kg; SAR(10 g) = 0.072 W/kg (SAR corrected for target medium)

Maximum value of SAR (measured) = 0.111 W/kg



DUT: Mobile Phone; Type: HARDCASE H10; Serial: 18102600302

Communication System: UID 0, Generic GSM (0); Frequency: 836.6 MHz; Duty Cycle: 1:8

Medium parameters used (interpolated): $f = 836.6$ MHz; $\sigma = 0.972$ S/m; $\epsilon_r = 54.965$; $\rho = 1000$ kg/m³

Phantom section: Flat Section

DASY Configuration:

- Probe: EX3DV4 - SN3820; ConvF(9.32, 9.32, 9.32) @ 836.6 MHz; Calibrated: 6/26/2018
- Sensor-Surface: 4mm (Mechanical Surface Detection)
- Electronics: DAE4 Sn913; Calibrated: 5/11/2018
- Phantom: ELI P1aP2a; Type: QD OVA 004 Ax; Serial: 2092
- DASY52 52.10.2(1495); SEMCAD X 14.6.12(7450)

Body Worn Back/GSM 850 Mid/Area Scan (61x81x1): Interpolated grid: dx=1.500 mm, dy=1.500 mm
Maximum value of SAR (interpolated) = 0.457 W/kg

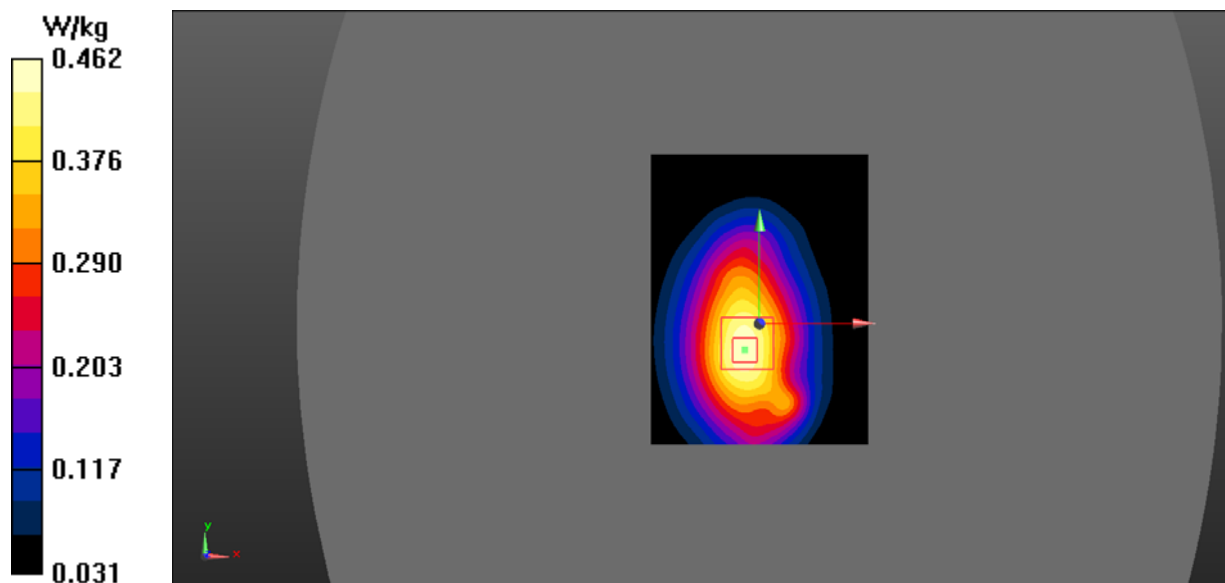
Body Worn Back/GSM 850 Mid/Zoom Scan (7x7x7)/Cube 0: Measurement grid: dx=5mm, dy=5mm, dz=5mm

Reference Value = 20.03 V/m; Power Drift = 0.13 dB

Peak SAR (extrapolated) = 0.587 W/kg

SAR(1 g) = 0.432 W/kg; SAR(10 g) = 0.304 W/kg (SAR corrected for target medium)

Maximum value of SAR (measured) = 0.462 W/kg



DUT: Mobile Phone; Type: HARDCASE H10; Serial: 18102600302

Communication System: UID 0, Generic GPRS-4 slots (0); Frequency: 836.6 MHz; Duty Cycle: 1:2
Medium parameters used (interpolated): $f = 836.6$ MHz; $\sigma = 0.972$ S/m; $\epsilon_r = 54.965$; $\rho = 1000$ kg/m³
Phantom section: Flat Section

DASY Configuration:

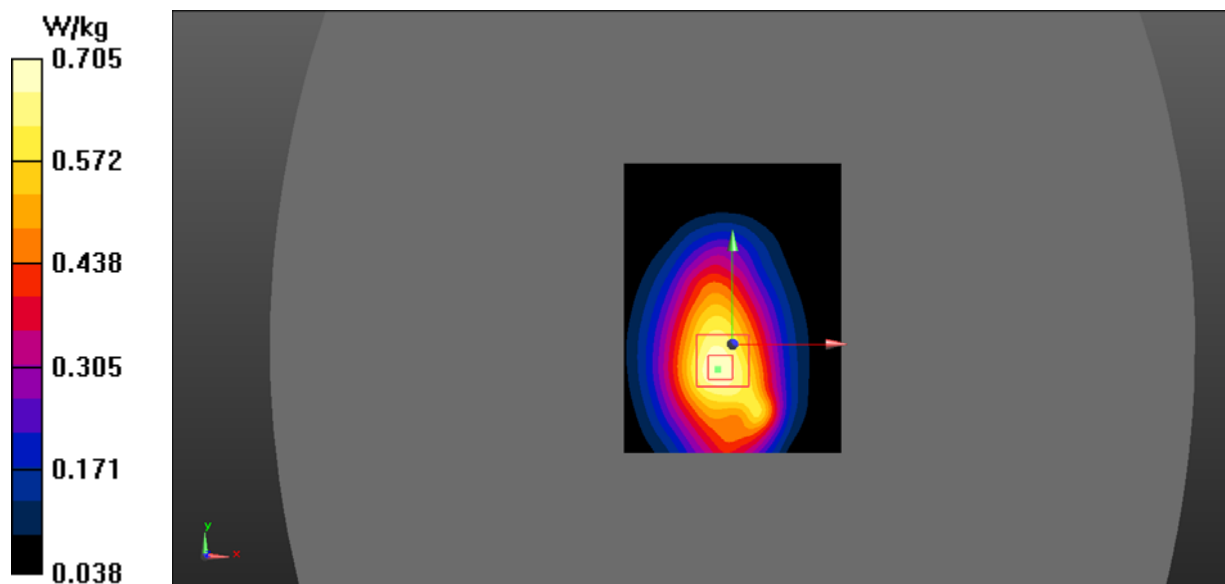
- Probe: EX3DV4 - SN3820; ConvF(9.32, 9.32, 9.32) @ 836.6 MHz; Calibrated: 6/26/2018
- Sensor-Surface: 4mm (Mechanical Surface Detection)
- Electronics: DAE4 Sn913; Calibrated: 5/11/2018
- Phantom: ELI P1aP2a; Type: QD OVA 004 Ax; Serial: 2092
- DASY52 52.10.2(1495); SEMCAD X 14.6.12(7450)

Body Back/GSM 850 Mid/Area Scan (61x81x1): Interpolated grid: dx=1.500 mm, dy=1.500 mm
Maximum value of SAR (interpolated) = 0.699 W/kg

Body Back/GSM 850 Mid/Zoom Scan (7x7x7)/Cube 0: Measurement grid: dx=5mm, dy=5mm, dz=5mm
Reference Value = 25.30 V/m; Power Drift = -0.13 dB
Peak SAR (extrapolated) = 0.899 W/kg

SAR(1 g) = 0.652 W/kg; SAR(10 g) = 0.455 W/kg (SAR corrected for target medium)

Maximum value of SAR (measured) = 0.705 W/kg



DUT: Mobile Phone; Type: HARDCASE H10; Serial: 18102600302

Communication System: UID 0, Generic GPRS-4 slots (0); Frequency: 836.6 MHz; Duty Cycle: 1:2
Medium parameters used (interpolated): $f = 836.6$ MHz; $\sigma = 0.972$ S/m; $\epsilon_r = 54.965$; $\rho = 1000$ kg/m³
Phantom section: Flat Section

DASY Configuration:

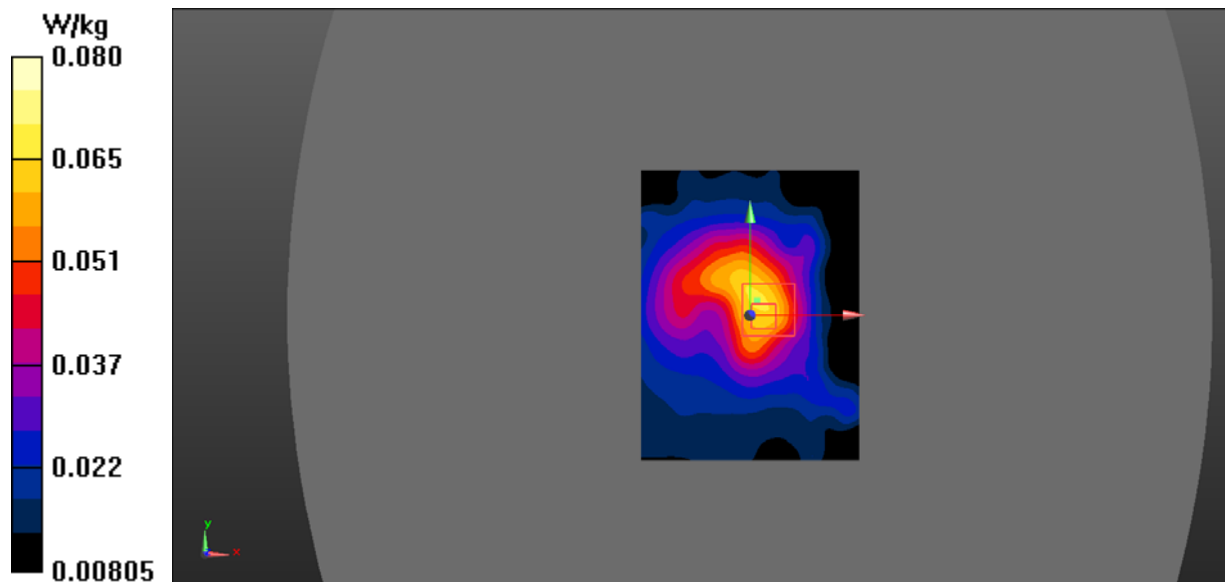
- Probe: EX3DV4 - SN3820; ConvF(9.32, 9.32, 9.32) @ 836.6 MHz; Calibrated: 6/26/2018
- Sensor-Surface: 4mm (Mechanical Surface Detection)
- Electronics: DAE4 Sn913; Calibrated: 5/11/2018
- Phantom: ELI P1aP2a; Type: QD OVA 004 Ax; Serial: 2092
- DASY52 52.10.2(1495); SEMCAD X 14.6.12(7450)

Body Bottom/GSM 850 Mid/Area Scan (61x81x1): Interpolated grid: dx=1.500 mm, dy=1.500 mm
Maximum value of SAR (interpolated) = 0.0667 W/kg

Body Bottom/GSM 850 Mid/Zoom Scan (7x7x7)/Cube 0: Measurement grid: dx=5mm, dy=5mm, dz=5mm
Reference Value = 8.134 V/m; Power Drift = -0.22 dB
Peak SAR (extrapolated) = 0.159 W/kg

SAR(1 g) = 0.075 W/kg; SAR(10 g) = 0.041 W/kg (SAR corrected for target medium)

Maximum value of SAR (measured) = 0.0798 W/kg



DUT: Mobile Phone; Type: HARDCASE H10; Serial: 18102600302

Communication System: UID 0, Generic GSM (0); Frequency: 1880 MHz; Duty Cycle: 1:8

Medium parameters used (interpolated): $f = 1880$ MHz; $\sigma = 1.396$ S/m; $\epsilon_r = 40.169$; $\rho = 1000$ kg/m³

Phantom section: Left Section

DASY Configuration:

- Probe: EX3DV4 - SN3820; ConvF(7.57, 7.57, 7.57) @ 1880 MHz; Calibrated: 6/26/2018
- Sensor-Surface: 4mm (Mechanical Surface Detection)
- Electronics: DAE4 Sn913; Calibrated: 5/11/2018
- Phantom: SAM P1aP2a; Type: QD 000 P41 AA ; Serial: 1962
- DASY52 52.10.2(1495); SEMCAD X 14.6.12(7450)

Left Head Cheek/PCS 1900 Mid/Area Scan (61x81x1): Interpolated grid: dx=1.500 mm, dy=1.500 mm
Maximum value of SAR (interpolated) = 0.157 W/kg

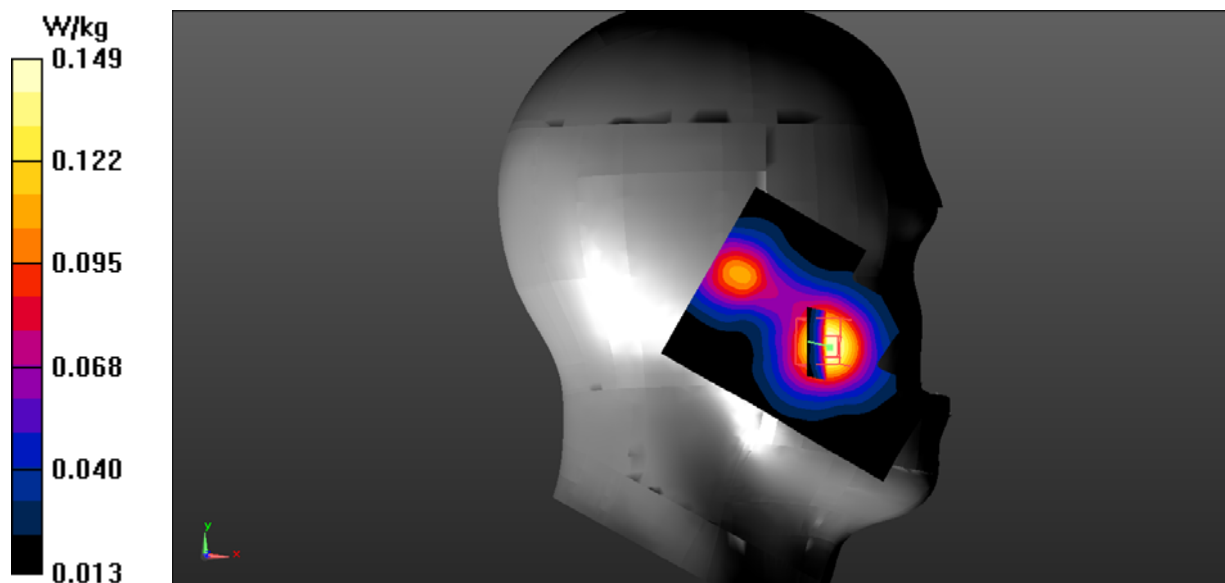
Left Head Cheek/PCS 1900 Mid/Zoom Scan (5x5x7)/Cube 0: Measurement grid: dx=8mm, dy=8mm, dz=5mm

Reference Value = 4.967 V/m; Power Drift = 0.07 dB

Peak SAR (extrapolated) = 0.222 W/kg

SAR(1 g) = 0.140 W/kg; SAR(10 g) = 0.088 W/kg (SAR corrected for target medium)

Maximum value of SAR (measured) = 0.149 W/kg



DUT: Mobile Phone; Type: HARDCASE H10; Serial: 18102600302

Communication System: UID 0, Generic GSM (0); Frequency: 1880 MHz; Duty Cycle: 1:8

Medium parameters used (interpolated): $f = 1880$ MHz; $\sigma = 1.396$ S/m; $\epsilon_r = 40.169$; $\rho = 1000$ kg/m³

Phantom section: Left Section

DASY Configuration:

- Probe: EX3DV4 - SN3820; ConvF(7.57, 7.57, 7.57) @ 1880 MHz; Calibrated: 6/26/2018
- Sensor-Surface: 4mm (Mechanical Surface Detection)
- Electronics: DAE4 Sn913; Calibrated: 5/11/2018
- Phantom: SAM P1aP2a; Type: QD 000 P41 AA ; Serial: 1962
- DASY52 52.10.2(1495); SEMCAD X 14.6.12(7450)

Left Head Tilt/PCS 1900 Mid/Area Scan (61x81x1): Interpolated grid: dx=1.500 mm, dy=1.500 mm

Maximum value of SAR (interpolated) = 0.117 W/kg

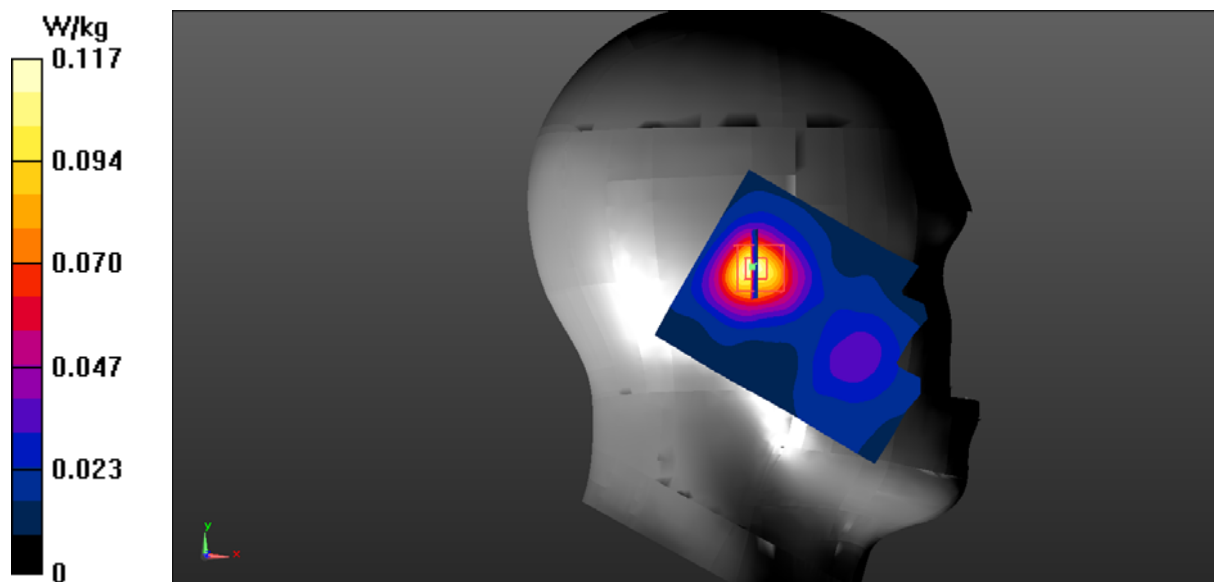
Left Head Tilt/PCS 1900 Mid/Zoom Scan (5x5x7)/Cube 0: Measurement grid: dx=8mm, dy=8mm, dz=5mm

Reference Value = 6.267 V/m; Power Drift = -0.14 dB

Peak SAR (extrapolated) = 0.145 W/kg

SAR(1 g) = 0.093 W/kg; SAR(10 g) = 0.058 W/kg (SAR corrected for target medium)

Maximum value of SAR (measured) = 0.0979 W/kg



DUT: Mobile Phone; Type: HARDCASE H10; Serial: 18102600302

Communication System: UID 0, Generic GSM (0); Frequency: 1880 MHz; Duty Cycle: 1:8

Medium parameters used (interpolated): $f = 1880$ MHz; $\sigma = 1.396$ S/m; $\epsilon_r = 40.169$; $\rho = 1000$ kg/m³

Phantom section: Right Section

DASY Configuration:

- Probe: EX3DV4 - SN3820; ConvF(7.57, 7.57, 7.57) @ 1880 MHz; Calibrated: 6/26/2018
- Sensor-Surface: 4mm (Mechanical Surface Detection)
- Electronics: DAE4 Sn913; Calibrated: 5/11/2018
- Phantom: SAM P1aP2a; Type: QD 000 P41 AA ; Serial: 1962
- DASY52 52.10.2(1495); SEMCAD X 14.6.12(7450)

Right Head Cheek/PCS 1900 Mid/Area Scan (61x81x1): Interpolated grid: $dx=1.500$ mm, $dy=1.500$ mm
Maximum value of SAR (interpolated) = 0.146 W/kg

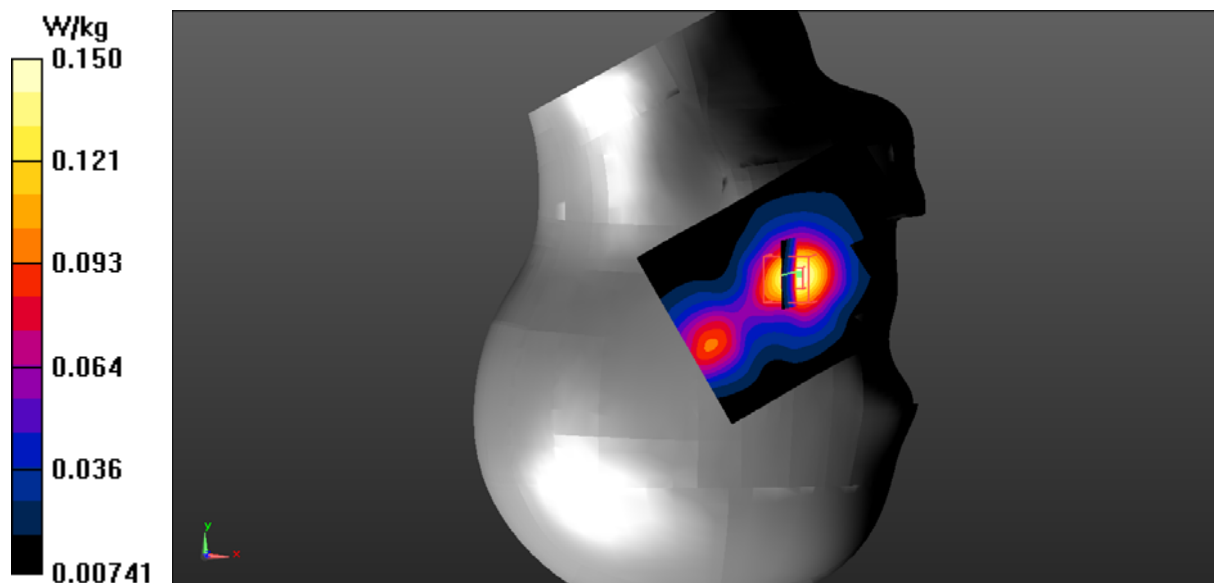
Right Head Cheek/PCS 1900 Mid/Zoom Scan (5x5x7)/Cube 0: Measurement grid: $dx=8$ mm, $dy=8$ mm, $dz=5$ mm

Reference Value = 2.502 V/m; Power Drift = 5.96 dB

Peak SAR (extrapolated) = 0.220 W/kg

SAR(1 g) = 0.138 W/kg; SAR(10 g) = 0.082 W/kg (SAR corrected for target medium)

Maximum value of SAR (measured) = 0.150 W/kg



DUT: Mobile Phone; Type: HARDCASE H10; Serial: 18102600302

Communication System: UID 0, Generic GSM (0); Frequency: 1880 MHz; Duty Cycle: 1:8

Medium parameters used (interpolated): $f = 1880$ MHz; $\sigma = 1.396$ S/m; $\epsilon_r = 40.169$; $\rho = 1000$ kg/m³

Phantom section: Right Section

DASY Configuration:

- Probe: EX3DV4 - SN3820; ConvF(7.57, 7.57, 7.57) @ 1880 MHz; Calibrated: 6/26/2018
- Sensor-Surface: 4mm (Mechanical Surface Detection)
- Electronics: DAE4 Sn913; Calibrated: 5/11/2018
- Phantom: SAM P1aP2a; Type: QD 000 P41 AA ; Serial: 1962
- DASY52 52.10.2(1495); SEMCAD X 14.6.12(7450)

Right Head Tilt/PCS 1900 Mid/Area Scan (61x81x1): Interpolated grid: $dx=1.500$ mm, $dy=1.500$ mm

Maximum value of SAR (interpolated) = 0.0956 W/kg

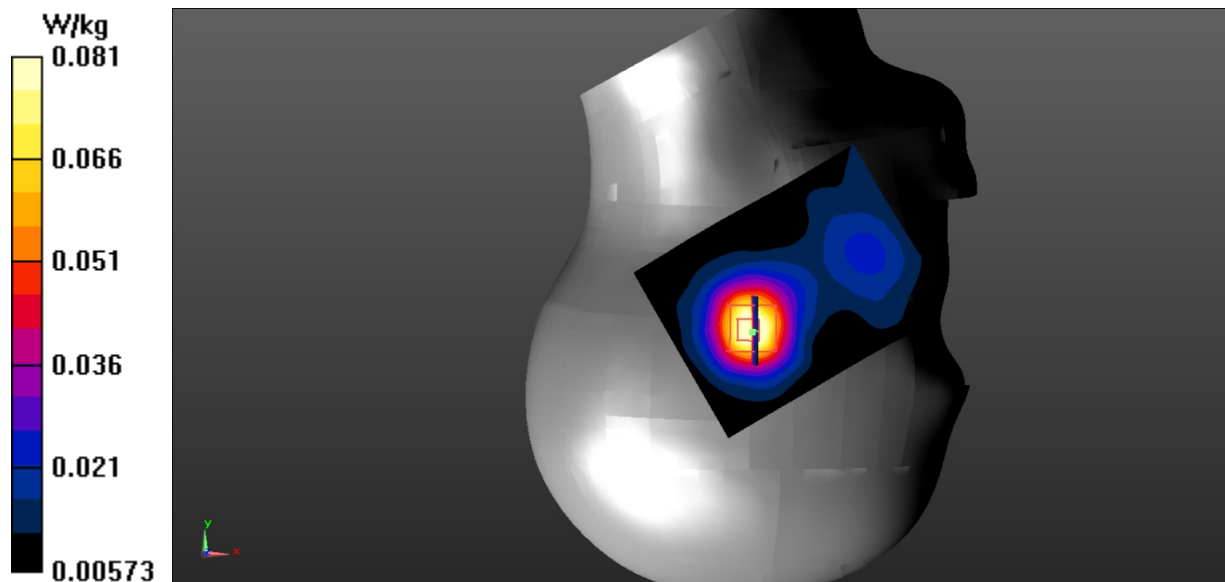
Right Head Tilt/PCS 1900 Mid/Zoom Scan (5x5x7)/Cube 0: Measurement grid: $dx=8$ mm, $dy=8$ mm, $dz=5$ mm

Reference Value = 5.918 V/m; Power Drift = 0.09 dB

Peak SAR (extrapolated) = 0.112 W/kg

SAR(1 g) = 0.075 W/kg; SAR(10 g) = 0.046 W/kg (SAR corrected for target medium)

Maximum value of SAR (measured) = 0.0811 W/kg



DUT: Mobile Phone; Type: HARDCASE H10; Serial: 18102600302

Communication System: UID 0, Generic GSM (0); Frequency: 1880 MHz; Duty Cycle: 1:8

Medium parameters used (interpolated): $f = 1880$ MHz; $\sigma = 1.526$ S/m; $\epsilon_r = 53.480$; $\rho = 1000$ kg/m³

Phantom section: Flat Section

DASY Configuration:

- Probe: EX3DV4 - SN3820; ConvF(7.36, 7.36, 7.36) @ 1880 MHz; Calibrated: 6/26/2018
- Sensor-Surface: 4mm (Mechanical Surface Detection)
- Electronics: DAE4 Sn913; Calibrated: 5/11/2018
- Phantom: ELI P1aP2a; Type: QD OVA 004 Ax; Serial: 2092
- DASY52 52.10.2(1495); SEMCAD X 14.6.12(7450)

Body Worn Back/GSM 1900 Mid/Area Scan (61x81x1): Interpolated grid: $dx=1.500$ mm, $dy=1.500$ mm
Maximum value of SAR (interpolated) = 0.332 W/kg

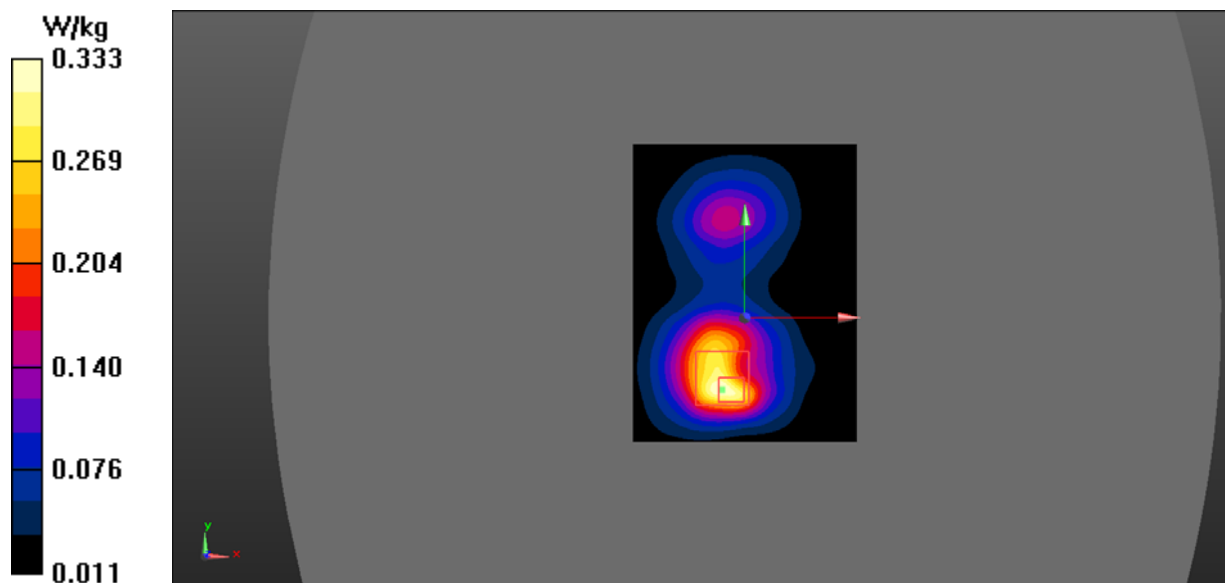
Body Worn Back/GSM 1900 Mid/Zoom Scan (7x7x7)/Cube 0: Measurement grid: $dx=5$ mm, $dy=5$ mm, $dz=5$ mm

Reference Value = 8.962 V/m; Power Drift = 0.41 dB

Peak SAR (extrapolated) = 0.505 W/kg

SAR(1 g) = 0.292 W/kg; SAR(10 g) = 0.170 W/kg (SAR corrected for target medium)

Maximum value of SAR (measured) = 0.333 W/kg



DUT: Mobile Phone; Type: HARDCASE H10; Serial: 18102600302

Communication System: UID 0, Generic GPRS-4 slots (0); Frequency: 1880 MHz; Duty Cycle: 1:2
Medium parameters used (interpolated): $f = 1880$ MHz; $\sigma = 1.526$ S/m; $\epsilon_r = 53.480$; $\rho = 1000$ kg/m³
Phantom section: Flat Section

DASY Configuration:

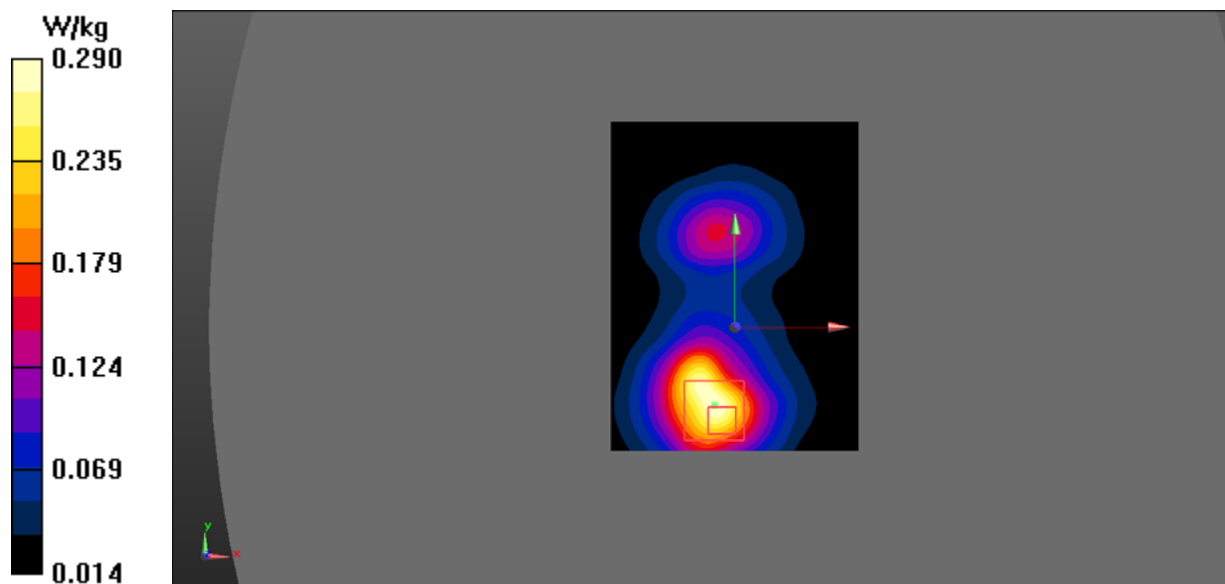
- Probe: EX3DV4 - SN3820; ConvF(7.36, 7.36, 7.36) @ 1880 MHz; Calibrated: 6/26/2018
- Sensor-Surface: 4mm (Mechanical Surface Detection)
- Electronics: DAE4 Sn913; Calibrated: 5/11/2018
- Phantom: ELI P1aP2a; Type: QD OVA 004 Ax; Serial: 2092
- DASY52 52.10.2(1495); SEMCAD X 14.6.12(7450)

Body Back/GSM 1900 Mid/Area Scan (61x81x1): Interpolated grid: $dx=1.500$ mm, $dy=1.500$ mm
Maximum value of SAR (interpolated) = 0.289 W/kg

Body Back/GSM 1900 Mid/Zoom Scan (7x7x7)/Cube 0: Measurement grid: $dx=5$ mm, $dy=5$ mm, $dz=5$ mm
Reference Value = 7.450 V/m; Power Drift = -0.33 dB
Peak SAR (extrapolated) = 0.552 W/kg

SAR(1 g) = 0.258 W/kg; SAR(10 g) = 0.150 W/kg (SAR corrected for target medium)

Maximum value of SAR (measured) = 0.290 W/kg



DUT: Mobile Phone; Type: HARDCASE H10; Serial: 18102600302

Communication System: UID 0, Generic GPRS-4 slots (0); Frequency: 1880 MHz; Duty Cycle: 1:2
Medium parameters used (interpolated): $f = 1880$ MHz; $\sigma = 1.526$ S/m; $\epsilon_r = 53.480$; $\rho = 1000$ kg/m³
Phantom section: Flat Section

DASY Configuration:

- Probe: EX3DV4 - SN3820; ConvF(7.36, 7.36, 7.36) @ 1880 MHz; Calibrated: 6/26/2018
- Sensor-Surface: 4mm (Mechanical Surface Detection)
- Electronics: DAE4 Sn913; Calibrated: 5/11/2018
- Phantom: ELI P1aP2a; Type: QD OVA 004 Ax; Serial: 2092
- DASY52 52.10.2(1495); SEMCAD X 14.6.12(7450)

Body Bottom/GSM 1900 Mid/Area Scan (61x81x1): Interpolated grid: dx=1.500 mm, dy=1.500 mm
Maximum value of SAR (interpolated) = 0.0848 W/kg

Body Bottom/GSM 1900 Mid/Zoom Scan (7x7x7)/Cube 0: Measurement grid: dx=5mm, dy=5mm, dz=5mm
Reference Value = 7.300 V/m; Power Drift = -0.46 dB
Peak SAR (extrapolated) = 0.111 W/kg

SAR(1 g) = 0.072 W/kg; SAR(10 g) = 0.046 W/kg (SAR corrected for target medium)

Maximum value of SAR (measured) = 0.0783 W/kg

