

Test Plot 1#: GSM 850_Head Left Cheek_Middle**DUT: Mobile phone; Type: ENERGY E500S; Serial: 18051500521**

Communication System: Generic GSM; Frequency: 836.6 MHz; Duty Cycle: 1:8
Medium parameters used: $f = 836.6$ MHz; $\sigma = 0.876$ S/m; $\epsilon_r = 42.317$; $\rho = 1000$ kg/m³ ;
Phantom section: Left Section

DASY5 Configuration:

- Probe: EX3DV4 - SN7431; ConvF(10.04, 10.04, 10.04); Calibrated: 2017/9/30;
- Sensor-Surface: 1.4mm (Mechanical Surface Detection)
- Electronics: DAE4 Sn772; Calibrated: 2017/10/9
- Phantom: Twin SAM; Type: Twin SAM V5.0; Serial: 1412
- Measurement SW: DASY52, Version 52.8 (8);

Area Scan (101x61x1): Interpolated grid: dx=1.500 mm, dy=1.500 mm

Maximum value of SAR (interpolated) = 0.132 W/kg

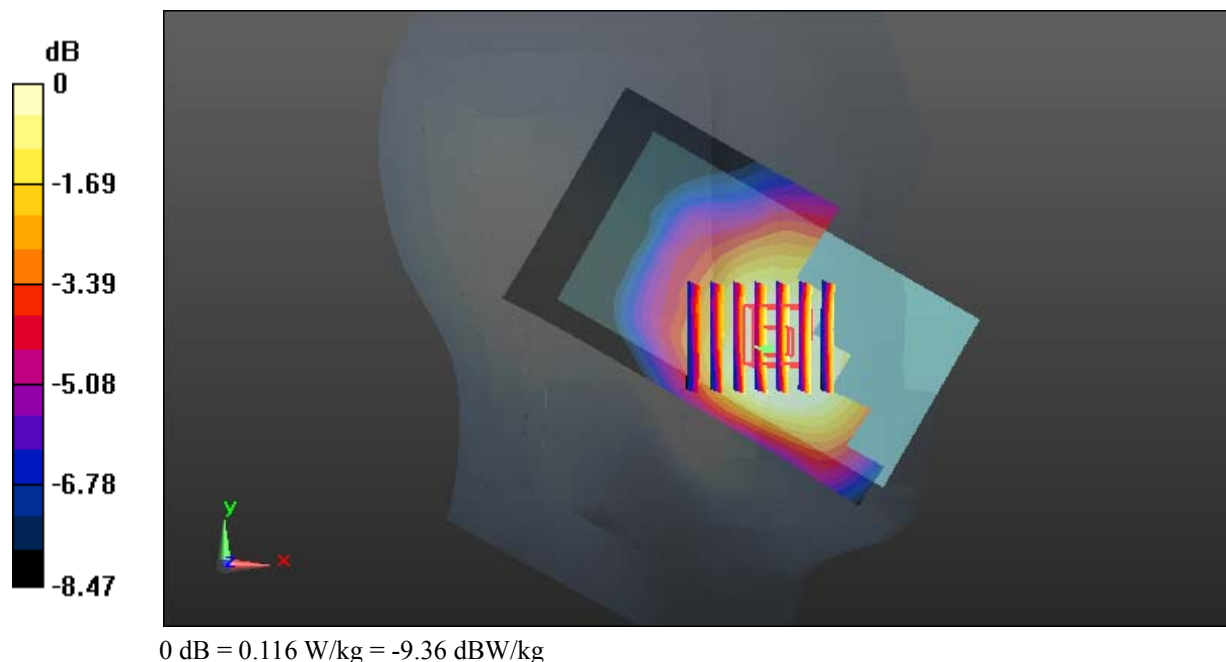
Zoom Scan (7x6x7)/Cube 0: Measurement grid: dx=8mm, dy=8mm, dz=5mm

Reference Value = 4.661 V/m; Power Drift = 0.01 dB

Peak SAR (extrapolated) = 0.134 W/kg

SAR(1 g) = 0.100 W/kg; SAR(10 g) = 0.078 W/kg

Maximum value of SAR (measured) = 0.116 W/kg



Test Plot 2#: GSM 850_Head Left Tilt_Middle**DUT: Mobile phone; Type: ENERGY E500S; Serial: 18051500521**

Communication System: Generic GSM; Frequency: 836.6 MHz; Duty Cycle: 1:8
Medium parameters used: $f = 836.6$ MHz; $\sigma = 0.876$ S/m; $\epsilon_r = 42.317$; $\rho = 1000$ kg/m³ ;
Phantom section: Left Section

DASY5 Configuration:

- Probe: EX3DV4 - SN7431; ConvF(10.04, 10.04, 10.04); Calibrated: 2017/9/30;
- Sensor-Surface: 1.4mm (Mechanical Surface Detection)
- Electronics: DAE4 Sn772; Calibrated: 2017/10/9
- Phantom: Twin SAM; Type: Twin SAM V5.0; Serial: 1412
- Measurement SW: DASY52, Version 52.8 (8);

Area Scan (101x61x1): Interpolated grid: dx=1.500 mm, dy=1.500 mm

Maximum value of SAR (interpolated) = 0.0866 W/kg


Zoom Scan (5x5x7)/Cube 0: Measurement grid: dx=8mm, dy=8mm, dz=5mm

Reference Value = 8.114 V/m; Power Drift = 0.09 dB

Peak SAR (extrapolated) = 0.0910 W/kg

SAR(1 g) = 0.075 W/kg; SAR(10 g) = 0.060 W/kg

Maximum value of SAR (measured) = 0.0855 W/kg



Test Plot 3#: GSM 850_Head Right Cheek_Middle**DUT: Mobile phone; Type: ENERGY E500S; Serial: 18051500521**

Communication System: Generic GSM; Frequency: 836.6 MHz; Duty Cycle: 1:8
Medium parameters used: $f = 836.6$ MHz; $\sigma = 0.876$ S/m; $\epsilon_r = 42.317$; $\rho = 1000$ kg/m³ ;
Phantom section: Right Section

DASY5 Configuration:

- Probe: EX3DV4 - SN7431; ConvF(10.04, 10.04, 10.04); Calibrated: 2017/9/30;
- Sensor-Surface: 1.4mm (Mechanical Surface Detection)
- Electronics: DAE4 Sn772; Calibrated: 2017/10/9
- Phantom: Twin SAM; Type: Twin SAM V5.0; Serial: 1412
- Measurement SW: DASY52, Version 52.8 (8);

Area Scan (101x61x1): Interpolated grid: dx=1.500 mm, dy=1.500 mm

Maximum value of SAR (interpolated) = 0.0988 W/kg


Zoom Scan (5x5x7)/Cube 0: Measurement grid: dx=8mm, dy=8mm, dz=5mm

Reference Value = 5.224 V/m; Power Drift = -0.11 dB

Peak SAR (extrapolated) = 0.106 W/kg

SAR(1 g) = 0.080 W/kg; SAR(10 g) = 0.062 W/kg

Maximum value of SAR (measured) = 0.0979 W/kg



Test Plot 4#: GSM 850_Head Right Tilt_Middle**DUT: Mobile phone; Type: ENERGY E500S; Serial: 18051500521**

Communication System: Generic GSM; Frequency: 836.6 MHz; Duty Cycle: 1:8
Medium parameters used: $f = 836.6$ MHz; $\sigma = 0.876$ S/m; $\epsilon_r = 42.317$; $\rho = 1000$ kg/m³ ;
Phantom section: Right Section

DASY5 Configuration:

- Probe: EX3DV4 - SN7431; ConvF(10.04, 10.04, 10.04); Calibrated: 2017/9/30;
- Sensor-Surface: 1.4mm (Mechanical Surface Detection)
- Electronics: DAE4 Sn772; Calibrated: 2017/10/9
- Phantom: Twin SAM; Type: Twin SAM V5.0; Serial: 1412
- Measurement SW: DASY52, Version 52.8 (8);

Area Scan (101x61x1): Interpolated grid: dx=1.500 mm, dy=1.500 mm

Maximum value of SAR (interpolated) = 0.0493 W/kg

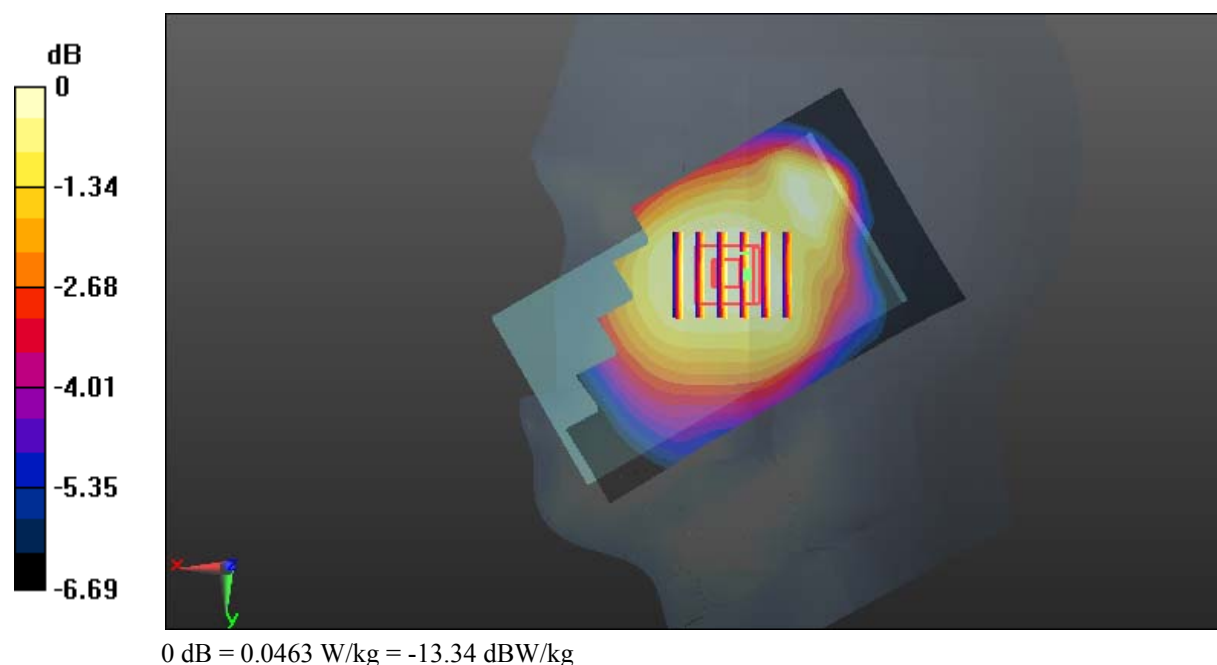
Zoom Scan (6x5x7)/Cube 0: Measurement grid: dx=8mm, dy=8mm, dz=5mm

Reference Value = 6.373 V/m; Power Drift = 0.17 dB

Peak SAR (extrapolated) = 0.0490 W/kg

SAR(1 g) = 0.041 W/kg; SAR(10 g) = 0.034 W/kg

Maximum value of SAR (measured) = 0.0463 W/kg



Test Plot 5#: GSM 850_Body Worn Back_Middle**DUT: Mobile phone; Type: ENERGY E500S; Serial: 18051500521**

Communication System: Generic GSM; Frequency: 836.6 MHz; Duty Cycle: 1:8
Medium parameters used: $f = 836.6$ MHz; $\sigma = 0.956$ S/m; $\epsilon_r = 57.245$; $\rho = 1000$ kg/m³ ;
Phantom section: Right Section

DASY5 Configuration:

- Probe: EX3DV4 - SN7431; ConvF(10.11, 10.11, 10.11); Calibrated: 2017/9/30;
- Sensor-Surface: 1.4mm (Mechanical Surface Detection)
- Electronics: DAE4 Sn772; Calibrated: 2017/10/9
- Phantom: Triple Flat Phantom 5.1C; Type: QD 000 P51 CA; Serial: 1130
- Measurement SW: DASY52, Version 52.8 (8);

Area Scan (101x61x1): Interpolated grid: dx=1.500 mm, dy=1.500 mm

Maximum value of SAR (interpolated) = 0.278 W/kg

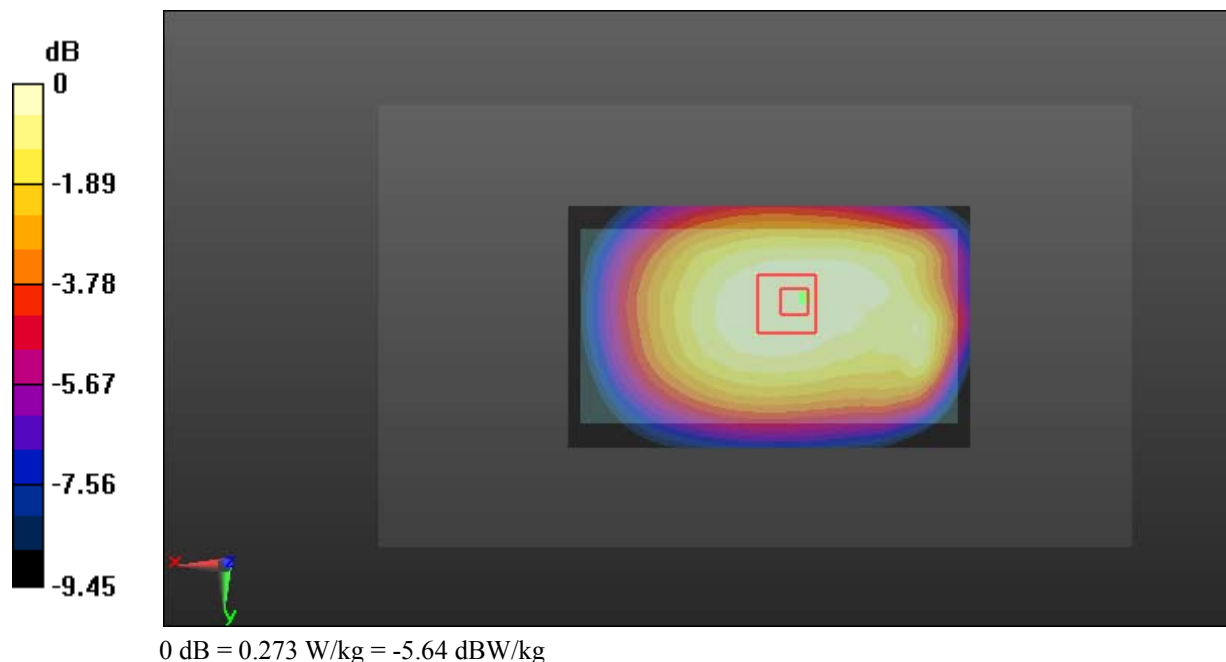
Zoom Scan (6x6x7)/Cube 0: Measurement grid: dx=8mm, dy=8mm, dz=5mm

Reference Value = 17.30 V/m; Power Drift = 0.02 dB

Peak SAR (extrapolated) = 0.296 W/kg

SAR(1 g) = 0.228 W/kg; SAR(10 g) = 0.175 W/kg

Maximum value of SAR (measured) = 0.273 W/kg



Test Plot 6#: GSM 850_Body Back_Middle**DUT: Mobile phone; Type: ENERGY E500S; Serial: 18051500521**

Communication System: Generic GPRS-3 slots; Frequency: 836.6 MHz; Duty Cycle: 1:2.66
Medium parameters used: $f = 836.6$ MHz; $\sigma = 0.956$ S/m; $\epsilon_r = 57.245$; $\rho = 1000$ kg/m³ ;
Phantom section: Right Section

DASY5 Configuration:

- Probe: EX3DV4 - SN7431; ConvF(10.11, 10.11, 10.11); Calibrated: 2017/9/30;
- Sensor-Surface: 1.4mm (Mechanical Surface Detection)
- Electronics: DAE4 Sn772; Calibrated: 2017/10/9
- Phantom: Triple Flat Phantom 5.1C; Type: QD 000 P51 CA; Serial: 1130
- Measurement SW: DASY52, Version 52.8 (8);

Area Scan (101x61x1): Interpolated grid: dx=1.500 mm, dy=1.500 mm

Maximum value of SAR (interpolated) = 0.450 W/kg


Zoom Scan (6x6x7)/Cube 0: Measurement grid: dx=8mm, dy=8mm, dz=5mm

Reference Value = 22.70 V/m; Power Drift = -0.03 dB

Peak SAR (extrapolated) = 0.481 W/kg

SAR(1 g) = 0.372 W/kg; SAR(10 g) = 0.285 W/kg

Maximum value of SAR (measured) = 0.444 W/kg



Test Plot 7#: GSM 850_Body Left_Middle**DUT: Mobile phone; Type: ENERGY E500S; Serial: 18051500521**

Communication System: Generic GPRS-3 slots; Frequency: 836.6 MHz; Duty Cycle: 1:2.66
Medium parameters used: $f = 836.6$ MHz; $\sigma = 0.956$ S/m; $\epsilon_r = 57.245$; $\rho = 1000$ kg/m³ ;
Phantom section: Right Section

DASY5 Configuration:

- Probe: EX3DV4 - SN7431; ConvF(10.11, 10.11, 10.11); Calibrated: 2017/9/30;
- Sensor-Surface: 1.4mm (Mechanical Surface Detection)
- Electronics: DAE4 Sn772; Calibrated: 2017/10/9
- Phantom: Triple Flat Phantom 5.1C; Type: QD 000 P51 CA; Serial: 1130
- Measurement SW: DASY52, Version 52.8 (8);

Area Scan (101x41x1): Interpolated grid: dx=1.500 mm, dy=1.500 mm

Maximum value of SAR (interpolated) = 0.245 W/kg


Zoom Scan (5x5x7)/Cube 0: Measurement grid: dx=8mm, dy=8mm, dz=5mm

Reference Value = 16.58 V/m; Power Drift = -0.01 dB

Peak SAR (extrapolated) = 0.277 W/kg

SAR(1 g) = 0.190 W/kg; SAR(10 g) = 0.132 W/kg

Maximum value of SAR (measured) = 0.247 W/kg



Test Plot 8#: GSM 850_Body Right_Middle**DUT: Mobile phone; Type: ENERGY E500S; Serial: 18051500521**

Communication System: Generic GPRS-3 slots; Frequency: 836.6 MHz; Duty Cycle: 1:2.66
Medium parameters used: $f = 836.6$ MHz; $\sigma = 0.956$ S/m; $\epsilon_r = 57.245$; $\rho = 1000$ kg/m³ ;
Phantom section: Right Section

DASY5 Configuration:

- Probe: EX3DV4 - SN7431; ConvF(10.11, 10.11, 10.11); Calibrated: 2017/9/30;
- Sensor-Surface: 1.4mm (Mechanical Surface Detection)
- Electronics: DAE4 Sn772; Calibrated: 2017/10/9
- Phantom: Triple Flat Phantom 5.1C; Type: QD 000 P51 CA; Serial: 1130
- Measurement SW: DASY52, Version 52.8 (8);

Area Scan (101x41x1): Interpolated grid: dx=1.500 mm, dy=1.500 mm

Maximum value of SAR (interpolated) = 0.290 W/kg


Zoom Scan (5x5x7)/Cube 0: Measurement grid: dx=8mm, dy=8mm, dz=5mm

Reference Value = 18.12 V/m; Power Drift = -0.13 dB

Peak SAR (extrapolated) = 0.327 W/kg

SAR(1 g) = 0.224 W/kg; SAR(10 g) = 0.156 W/kg

Maximum value of SAR (measured) = 0.293 W/kg



Test Plot 9#: GSM 850_Body Bottom_Middle**DUT: Mobile phone; Type: ENERGY E500S; Serial: 18051500521**

Communication System: Generic GPRS-3 slots; Frequency: 836.6 MHz; Duty Cycle: 1:2.66
Medium parameters used: $f = 836.6$ MHz; $\sigma = 0.956$ S/m; $\epsilon_r = 57.245$; $\rho = 1000$ kg/m³ ;
Phantom section: Right Section

DASY5 Configuration:

- Probe: EX3DV4 - SN7431; ConvF(10.11, 10.11, 10.11); Calibrated: 2017/9/30;
- Sensor-Surface: 1.4mm (Mechanical Surface Detection)
- Electronics: DAE4 Sn772; Calibrated: 2017/10/9
- Phantom: Triple Flat Phantom 5.1C; Type: QD 000 P51 CA; Serial: 1130
- Measurement SW: DASY52, Version 52.8 (8);

Area Scan (41x61x1): Interpolated grid: dx=1.500 mm, dy=1.500 mm

Maximum value of SAR (interpolated) = 0.263 W/kg

Zoom Scan (5x6x7)/Cube 0: Measurement grid: dx=8mm, dy=8mm, dz=5mm

Reference Value = 16.04 V/m; Power Drift = -0.01 dB

Peak SAR (extrapolated) = 0.318 W/kg

SAR(1 g) = 0.165 W/kg; SAR(10 g) = 0.101 W/kg

Maximum value of SAR (measured) = 0.247 W/kg



Test Plot 10#: GSM 1900_Head Left Cheek_Middle**DUT: Mobile phone; Type: ENERGY E500S; Serial: 18051500521**

Communication System: Generic GSM; Frequency: 1880 MHz; Duty Cycle: 1:8
Medium parameters used: $f = 1880$ MHz; $\sigma = 1.373$ S/m; $\epsilon_r = 40.423$; $\rho = 1000$ kg/m³ ;
Phantom section: Left Section

DASY5 Configuration:

- Probe: EX3DV4 - SN7431; ConvF(8.24, 8.24, 8.24); Calibrated: 2017/9/30;
- Sensor-Surface: 1.4mm (Mechanical Surface Detection)
- Electronics: DAE4 Sn772; Calibrated: 2017/10/9
- Phantom: Twin SAM; Type: Twin SAM V5.0; Serial: 1412
- Measurement SW: DASY52, Version 52.8 (8);

Area Scan (101x71x1): Interpolated grid: dx=1.500 mm, dy=1.500 mm

Maximum value of SAR (interpolated) = 0.117 W/kg


Zoom Scan (5x5x7)/Cube 0: Measurement grid: dx=8mm, dy=8mm, dz=5mm

Reference Value = 3.311 V/m; Power Drift = 0.19 dB

Peak SAR (extrapolated) = 0.136 W/kg

SAR(1 g) = 0.087 W/kg; SAR(10 g) = 0.056 W/kg

Maximum value of SAR (measured) = 0.116 W/kg



0 dB = 0.116 W/kg = -9.36 dBW/kg

Test Plot 11#: GSM 1900_Head Left Tilt_Middle**DUT: Mobile phone; Type: ENERGY E500S; Serial: 18051500521**

Communication System: Generic GSM; Frequency: 1880 MHz; Duty Cycle: 1:8
Medium parameters used: $f = 1880$ MHz; $\sigma = 1.373$ S/m; $\epsilon_r = 40.423$; $\rho = 1000$ kg/m³ ;
Phantom section: Left Section

DASY5 Configuration:

- Probe: EX3DV4 - SN7431; ConvF(8.24, 8.24, 8.24); Calibrated: 2017/9/30;
- Sensor-Surface: 1.4mm (Mechanical Surface Detection)
- Electronics: DAE4 Sn772; Calibrated: 2017/10/9
- Phantom: Twin SAM; Type: Twin SAM V5.0; Serial: 1412
- Measurement SW: DASY52, Version 52.8 (8);

Area Scan (101x71x1): Interpolated grid: dx=1.500 mm, dy=1.500 mm

Maximum value of SAR (interpolated) = 0.0457 W/kg

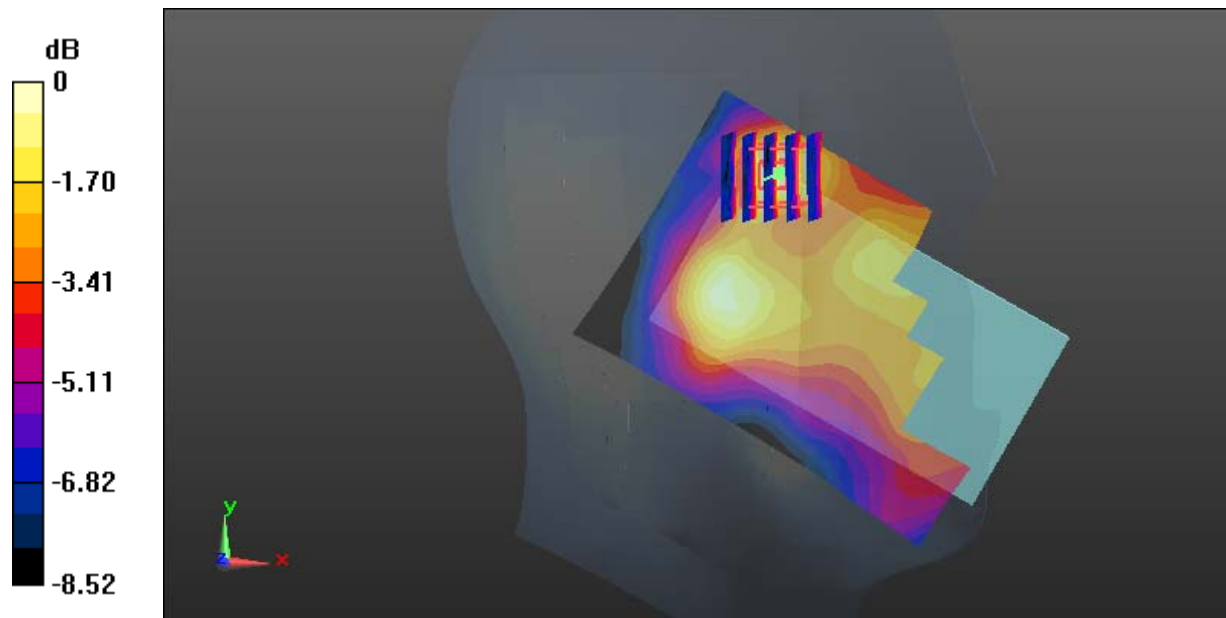
Zoom Scan (5x5x7)/Cube 0: Measurement grid: dx=8mm, dy=8mm, dz=5mm

Reference Value = 3.552 V/m; Power Drift = 0.15 dB

Peak SAR (extrapolated) = 0.0630 W/kg

SAR(1 g) = 0.032 W/kg; SAR(10 g) = 0.020 W/kg

Maximum value of SAR (measured) = 0.0453 W/kg



0 dB = 0.0453 W/kg = -13.44 dBW/kg

Test Plot 12#: GSM 1900_Head Right Cheek_Middle**DUT: Mobile phone; Type: ENERGY E500S; Serial: 18051500521**

Communication System: Generic GSM; Frequency: 1880 MHz; Duty Cycle: 1:8
Medium parameters used: $f = 1880$ MHz; $\sigma = 1.373$ S/m; $\epsilon_r = 40.423$; $\rho = 1000$ kg/m³ ;
Phantom section: Right Section

DASY5 Configuration:

- Probe: EX3DV4 - SN7431; ConvF(8.24, 8.24, 8.24); Calibrated: 2017/9/30;
- Sensor-Surface: 1.4mm (Mechanical Surface Detection)
- Electronics: DAE4 Sn772; Calibrated: 2017/10/9
- Phantom: Twin SAM; Type: Twin SAM V5.0; Serial: 1412
- Measurement SW: DASY52, Version 52.8 (8);

Area Scan (101x71x1): Interpolated grid: dx=1.500 mm, dy=1.500 mm

Maximum value of SAR (interpolated) = 0.252 W/kg


Zoom Scan (5x5x7)/Cube 0: Measurement grid: dx=8mm, dy=8mm, dz=5mm

Reference Value = 4.346 V/m; Power Drift = -0.16 dB

Peak SAR (extrapolated) = 0.295 W/kg

SAR(1 g) = 0.178 W/kg; SAR(10 g) = 0.112 W/kg

Maximum value of SAR (measured) = 0.247 W/kg



Test Plot 13#: GSM 1900_Head Right Tilt_Middle**DUT: Mobile phone; Type: ENERGY E500S; Serial: 18051500521**

Communication System: Generic GSM; Frequency: 1880 MHz; Duty Cycle: 1:8
Medium parameters used: $f = 1880$ MHz; $\sigma = 1.373$ S/m; $\epsilon_r = 40.423$; $\rho = 1000$ kg/m³ ;
Phantom section: Right Section

DASY5 Configuration:

- Probe: EX3DV4 - SN7431; ConvF(8.24, 8.24, 8.24); Calibrated: 2017/9/30;
- Sensor-Surface: 1.4mm (Mechanical Surface Detection)
- Electronics: DAE4 Sn772; Calibrated: 2017/10/9
- Phantom: Twin SAM; Type: Twin SAM V5.0; Serial: 1412
- Measurement SW: DASY52, Version 52.8 (8);

Area Scan (101x71x1): Interpolated grid: dx=1.500 mm, dy=1.500 mm

Maximum value of SAR (interpolated) = 0.0577 W/kg

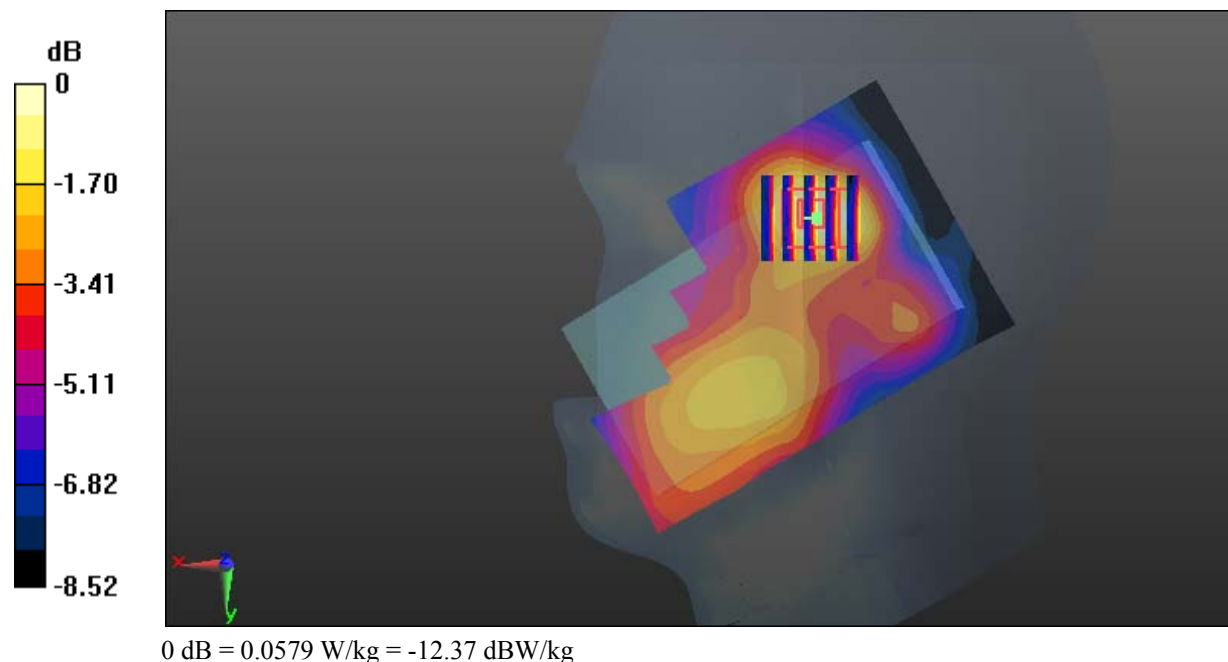
Zoom Scan (5x5x7)/Cube 0: Measurement grid: dx=8mm, dy=8mm, dz=5mm

Reference Value = 3.466 V/m; Power Drift = 0.11 dB

Peak SAR (extrapolated) = 0.0690 W/kg

SAR(1 g) = 0.043 W/kg; SAR(10 g) = 0.028 W/kg

Maximum value of SAR (measured) = 0.0579 W/kg



Test Plot 14#: GSM 1900_Body Worn Back_Middle**DUT: Mobile phone; Type: ENERGY E500S; Serial: 18051500521**

Communication System: Generic GSM; Frequency: 1880 MHz; Duty Cycle: 1:8
Medium parameters used: $f = 1880$ MHz; $\sigma = 1.492$ S/m; $\epsilon_r = 54.204$; $\rho = 1000$ kg/m³ ;
Phantom section: Left Section

DASY5 Configuration:

- Probe: EX3DV4 - SN7431; ConvF(8, 8, 8); Calibrated: 2017/9/30;
- Sensor-Surface: 1.4mm (Mechanical Surface Detection)
- Electronics: DAE4 Sn772; Calibrated: 2017/10/9
- Phantom: Triple Flat Phantom 5.1C; Type: QD 000 P51 CA; Serial: 1130
- Measurement SW: DASY52, Version 52.8 (8);

Area Scan (101x61x1): Interpolated grid: dx=1.500 mm, dy=1.500 mm

Maximum value of SAR (interpolated) = 0.333 W/kg

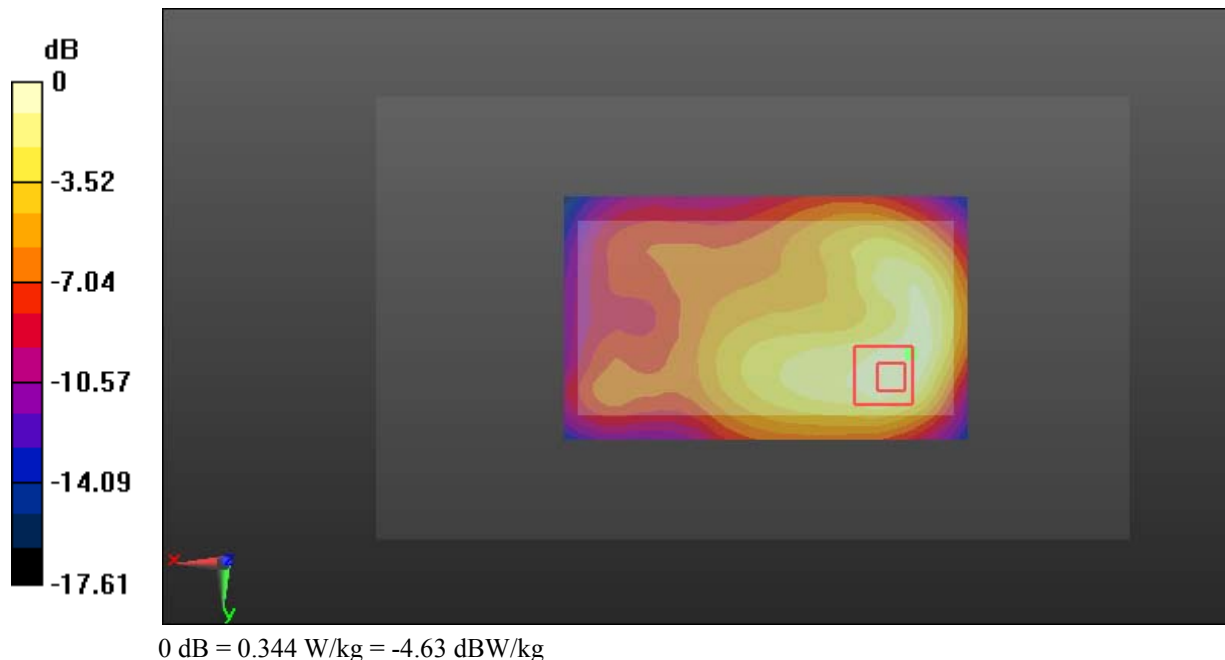
Zoom Scan (6x6x7)/Cube 0: Measurement grid: dx=8mm, dy=8mm, dz=5mm

Reference Value = 9.325 V/m; Power Drift = 0.03 dB

Peak SAR (extrapolated) = 0.437 W/kg

SAR(1 g) = 0.216 W/kg; SAR(10 g) = 0.116 W/kg

Maximum value of SAR (measured) = 0.344 W/kg



Test Plot 15#: GSM 1900_Body Back_Middle**DUT: Mobile phone; Type: ENERGY E500S; Serial: 18051500521**

Communication System: Generic GPRS-4 slots; Frequency: 1880 MHz; Duty Cycle: 1:2
Medium parameters used: $f = 1880$ MHz; $\sigma = 1.492$ S/m; $\epsilon_r = 54.204$; $\rho = 1000$ kg/m³ ;
Phantom section: Left Section

DASY5 Configuration:

- Probe: EX3DV4 - SN7431; ConvF(8, 8, 8); Calibrated: 2017/9/30;
- Sensor-Surface: 1.4mm (Mechanical Surface Detection)
- Electronics: DAE4 Sn772; Calibrated: 2017/10/9
- Phantom: Triple Flat Phantom 5.1C; Type: QD 000 P51 CA; Serial: 1130
- Measurement SW: DASY52, Version 52.8 (8);

Area Scan (101x61x1): Interpolated grid: dx=1.500 mm, dy=1.500 mm

Maximum value of SAR (interpolated) = 0.637 W/kg

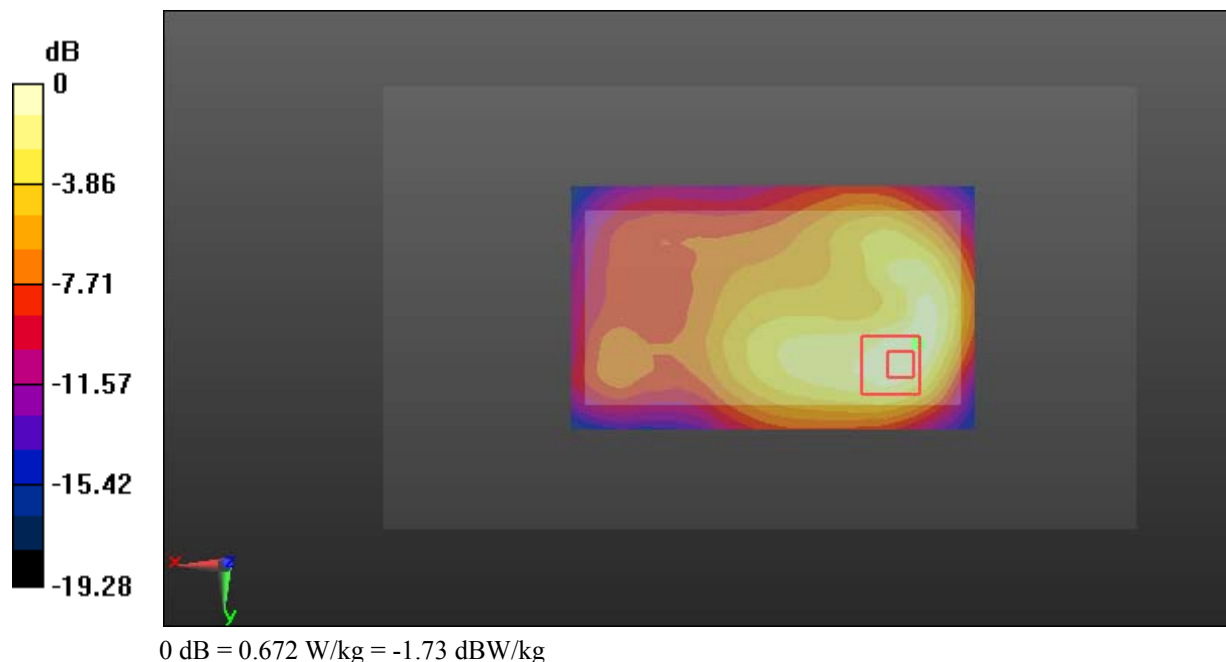
Zoom Scan (6x6x7)/Cube 0: Measurement grid: dx=8mm, dy=8mm, dz=5mm

Reference Value = 13.78 V/m; Power Drift = -0.17 dB

Peak SAR (extrapolated) = 0.873 W/kg

SAR(1 g) = 0.411 W/kg; SAR(10 g) = 0.213 W/kg

Maximum value of SAR (measured) = 0.672 W/kg



Test Plot 16#: GSM 1900_Body Left_Middle**DUT: Mobile phone; Type: ENERGY E500S; Serial: 18051500521**

Communication System: Generic GPRS-4 slots; Frequency: 1880 MHz; Duty Cycle: 1:2
Medium parameters used: $f = 1880$ MHz; $\sigma = 1.492$ S/m; $\epsilon_r = 54.204$; $\rho = 1000$ kg/m³ ;
Phantom section: Left Section

DASY5 Configuration:

- Probe: EX3DV4 - SN7431; ConvF(8, 8, 8); Calibrated: 2017/9/30;
- Sensor-Surface: 1.4mm (Mechanical Surface Detection)
- Electronics: DAE4 Sn772; Calibrated: 2017/10/9
- Phantom: Triple Flat Phantom 5.1C; Type: QD 000 P51 CA; Serial: 1130
- Measurement SW: DASY52, Version 52.8 (8);

Area Scan (101x41x1): Interpolated grid: dx=1.500 mm, dy=1.500 mm

Maximum value of SAR (interpolated) = 0.110 W/kg


Zoom Scan (5x5x7)/Cube 0: Measurement grid: dx=8mm, dy=8mm, dz=5mm

Reference Value = 5.336 V/m; Power Drift = -0.17 dB

Peak SAR (extrapolated) = 0.132 W/kg

SAR(1 g) = 0.072 W/kg; SAR(10 g) = 0.042 W/kg

Maximum value of SAR (measured) = 0.109 W/kg



Test Plot 17#: GSM 1900_Body Right_Middle**DUT: Mobile phone; Type: ENERGY E500S; Serial: 18051500521**

Communication System: Generic GPRS-4 slots; Frequency: 1880 MHz; Duty Cycle: 1:2
Medium parameters used: $f = 1880$ MHz; $\sigma = 1.492$ S/m; $\epsilon_r = 54.204$; $\rho = 1000$ kg/m³ ;
Phantom section: Left Section

DASY5 Configuration:

- Probe: EX3DV4 - SN7431; ConvF(8, 8, 8); Calibrated: 2017/9/30;
- Sensor-Surface: 1.4mm (Mechanical Surface Detection)
- Electronics: DAE4 Sn772; Calibrated: 2017/10/9
- Phantom: Triple Flat Phantom 5.1C; Type: QD 000 P51 CA; Serial: 1130
- Measurement SW: DASY52, Version 52.8 (8);

Area Scan (101x41x1): Interpolated grid: dx=1.500 mm, dy=1.500 mm

Maximum value of SAR (interpolated) = 0.373 W/kg


Zoom Scan (5x5x7)/Cube 0: Measurement grid: dx=8mm, dy=8mm, dz=5mm

Reference Value = 13.29 V/m; Power Drift = 0.06 dB

Peak SAR (extrapolated) = 0.459 W/kg

SAR(1 g) = 0.246 W/kg; SAR(10 g) = 0.138 W/kg

Maximum value of SAR (measured) = 0.377 W/kg



Test Plot 18#: GSM 1900_Body Bottom_Middle**DUT: Mobile phone; Type: ENERGY E500S; Serial: 18051500521**

Communication System: Generic GPRS-4 slots; Frequency: 1880 MHz; Duty Cycle: 1:2
Medium parameters used: $f = 1880$ MHz; $\sigma = 1.492$ S/m; $\epsilon_r = 54.204$; $\rho = 1000$ kg/m³ ;
Phantom section: Left Section

DASY5 Configuration:

- Probe: EX3DV4 - SN7431; ConvF(8, 8, 8); Calibrated: 2017/9/30;
- Sensor-Surface: 1.4mm (Mechanical Surface Detection)
- Electronics: DAE4 Sn772; Calibrated: 2017/10/9
- Phantom: Triple Flat Phantom 5.1C; Type: QD 000 P51 CA; Serial: 1130
- Measurement SW: DASY52, Version 52.8 (8);

Area Scan (41x61x1): Interpolated grid: dx=1.500 mm, dy=1.500 mm

Maximum value of SAR (interpolated) = 0.492 W/kg


Zoom Scan (5x5x7)/Cube 0: Measurement grid: dx=8mm, dy=8mm, dz=5mm

Reference Value = 17.78 V/m; Power Drift = -0.11 dB

Peak SAR (extrapolated) = 0.594 W/kg

SAR(1 g) = 0.320 W/kg; SAR(10 g) = 0.172 W/kg

Maximum value of SAR (measured) = 0.490 W/kg



Test Plot 19#: WCDMA Band 2_Head Left Cheek_Middle**DUT: Mobile phone; Type: ENERGY E500S; Serial: 18051500521**

Communication System: Generic WCDMA; Frequency: 1880 MHz; Duty Cycle: 1:1
Medium parameters used: $f = 1880$ MHz; $\sigma = 1.373$ S/m; $\epsilon_r = 40.423$; $\rho = 1000$ kg/m³ ;
Phantom section: Left Section

DASY5 Configuration:

- Probe: EX3DV4 - SN7431; ConvF(8.24, 8.24, 8.24); Calibrated: 2017/9/30;
- Sensor-Surface: 1.4mm (Mechanical Surface Detection)
- Electronics: DAE4 Sn772; Calibrated: 2017/10/9
- Phantom: Twin SAM; Type: Twin SAM V5.0; Serial: 1412
- Measurement SW: DASY52, Version 52.8 (8);

Area Scan (101x71x1): Interpolated grid: dx=1.500 mm, dy=1.500 mm

Maximum value of SAR (interpolated) = 0.156 W/kg


Zoom Scan (5x5x7)/Cube 0: Measurement grid: dx=8mm, dy=8mm, dz=5mm

Reference Value = 4.384 V/m; Power Drift = -0.19 dB

Peak SAR (extrapolated) = 0.172 W/kg

SAR(1 g) = 0.109 W/kg; SAR(10 g) = 0.071 W/kg

Maximum value of SAR (measured) = 0.146 W/kg



0 dB = 0.146 W/kg = -8.36 dBW/kg

Test Plot 20#: WCDMA Band 2_Head Left Tilt_Middle**DUT: Mobile phone; Type: ENERGY E500S; Serial: 18051500521**

Communication System: Generic WCDMA; Frequency: 1880 MHz; Duty Cycle: 1:1
Medium parameters used: $f = 1880$ MHz; $\sigma = 1.373$ S/m; $\epsilon_r = 40.423$; $\rho = 1000$ kg/m³ ;
Phantom section: Left Section

DASY5 Configuration:

- Probe: EX3DV4 - SN7431; ConvF(8.24, 8.24, 8.24); Calibrated: 2017/9/30;
- Sensor-Surface: 1.4mm (Mechanical Surface Detection)
- Electronics: DAE4 Sn772; Calibrated: 2017/10/9
- Phantom: Twin SAM; Type: Twin SAM V5.0; Serial: 1412
- Measurement SW: DASY52, Version 52.8 (8);

Area Scan (101x71x1): Interpolated grid: dx=1.500 mm, dy=1.500 mm

Maximum value of SAR (interpolated) = 0.0759 W/kg

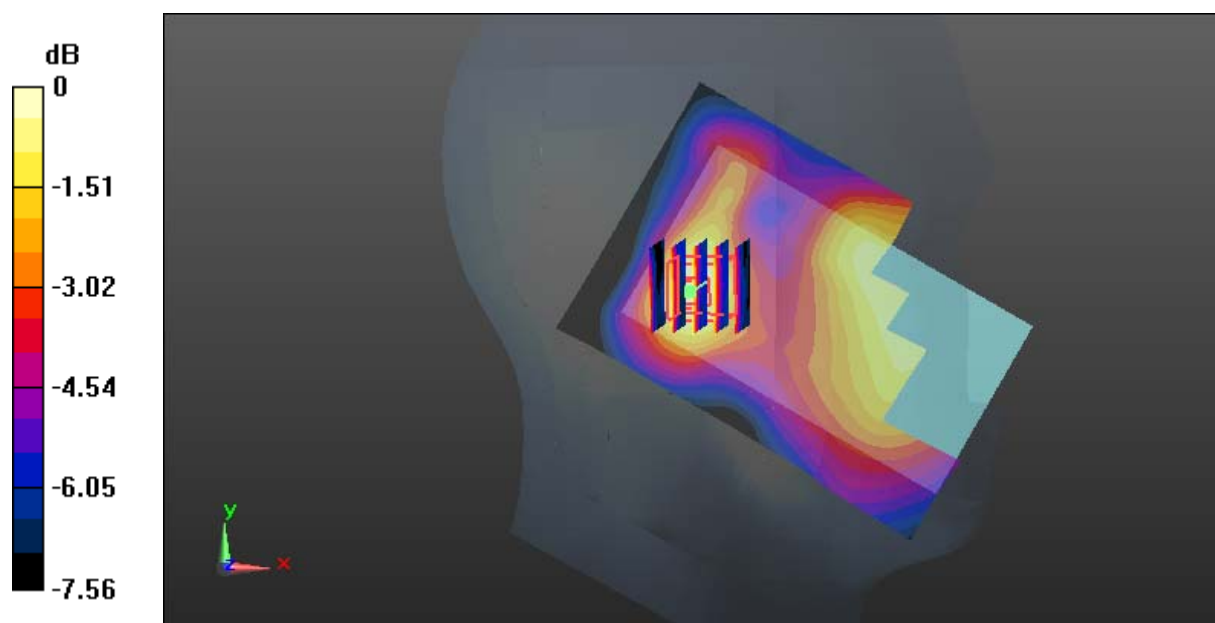
Zoom Scan (5x5x7)/Cube 0: Measurement grid: dx=8mm, dy=8mm, dz=5mm

Reference Value = 5.778 V/m; Power Drift = -0.11 dB

Peak SAR (extrapolated) = 0.0790 W/kg

SAR(1 g) = 0.051 W/kg; SAR(10 g) = 0.034 W/kg

Maximum value of SAR (measured) = 0.0689 W/kg



0 dB = 0.0689 W/kg = -11.62 dBW/kg

Test Plot 21#: WCDMA Band 2_Head Right Cheek_Middle**DUT: Mobile phone; Type: ENERGY E500S; Serial: 18051500521**

Communication System: Generic WCDMA; Frequency: 1880 MHz; Duty Cycle: 1:1
Medium parameters used: $f = 1880$ MHz; $\sigma = 1.373$ S/m; $\epsilon_r = 40.423$; $\rho = 1000$ kg/m³ ;
Phantom section: Right Section

DASY5 Configuration:

- Probe: EX3DV4 - SN7431; ConvF(8.24, 8.24, 8.24); Calibrated: 2017/9/30;
- Sensor-Surface: 1.4mm (Mechanical Surface Detection)
- Electronics: DAE4 Sn772; Calibrated: 2017/10/9
- Phantom: Twin SAM; Type: Twin SAM V5.0; Serial: 1412
- Measurement SW: DASY52, Version 52.8 (8);

Area Scan (101x71x1): Interpolated grid: dx=1.500 mm, dy=1.500 mm

Maximum value of SAR (interpolated) = 0.208 W/kg

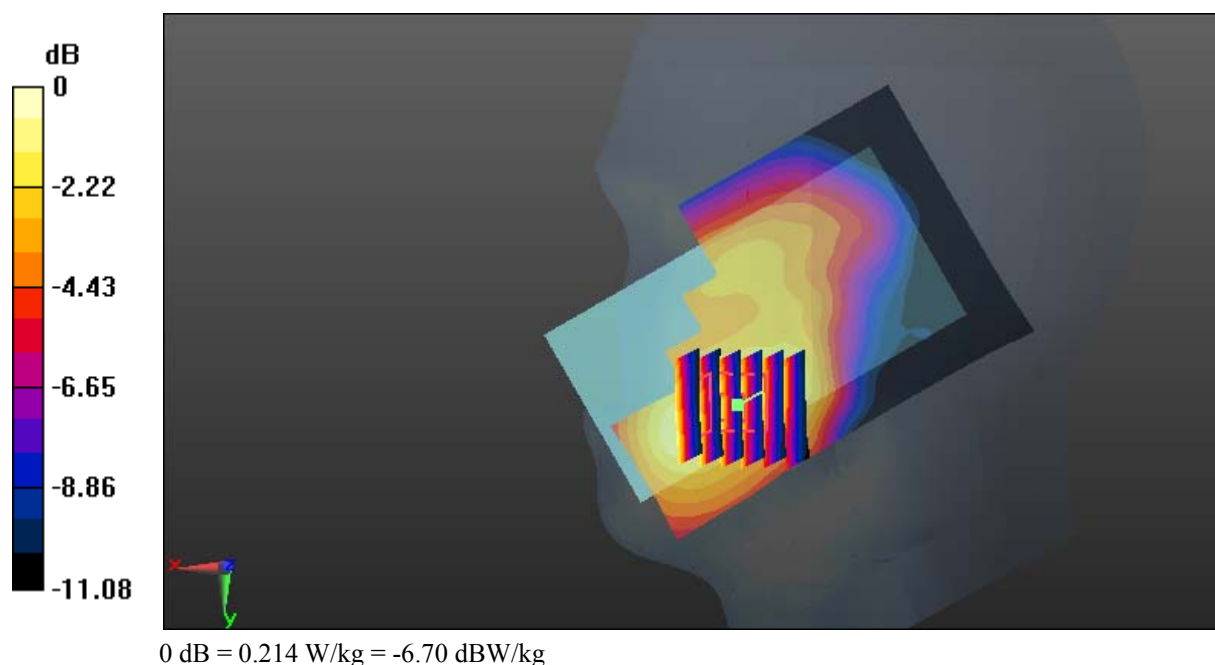
Zoom Scan (6x6x7)/Cube 0: Measurement grid: dx=8mm, dy=8mm, dz=5mm

Reference Value = 4.615 V/m; Power Drift = 0.13 dB

Peak SAR (extrapolated) = 0.255 W/kg

SAR(1 g) = 0.158 W/kg; SAR(10 g) = 0.100 W/kg

Maximum value of SAR (measured) = 0.214 W/kg



Test Plot 22#: WCDMA Band 2_Head Right Tilt_Middle**DUT: Mobile phone; Type: ENERGY E500S; Serial: 18051500521**

Communication System: Generic WCDMA; Frequency: 1880 MHz; Duty Cycle: 1:1
Medium parameters used: $f = 1880$ MHz; $\sigma = 1.373$ S/m; $\epsilon_r = 40.423$; $\rho = 1000$ kg/m³ ;
Phantom section: Right Section

DASY5 Configuration:

- Probe: EX3DV4 - SN7431; ConvF(8.24, 8.24, 8.24); Calibrated: 2017/9/30;
- Sensor-Surface: 1.4mm (Mechanical Surface Detection)
- Electronics: DAE4 Sn772; Calibrated: 2017/10/9
- Phantom: Twin SAM; Type: Twin SAM V5.0; Serial: 1412
- Measurement SW: DASY52, Version 52.8 (8);

Area Scan (101x71x1): Interpolated grid: dx=1.500 mm, dy=1.500 mm

Maximum value of SAR (interpolated) = 0.0737 W/kg

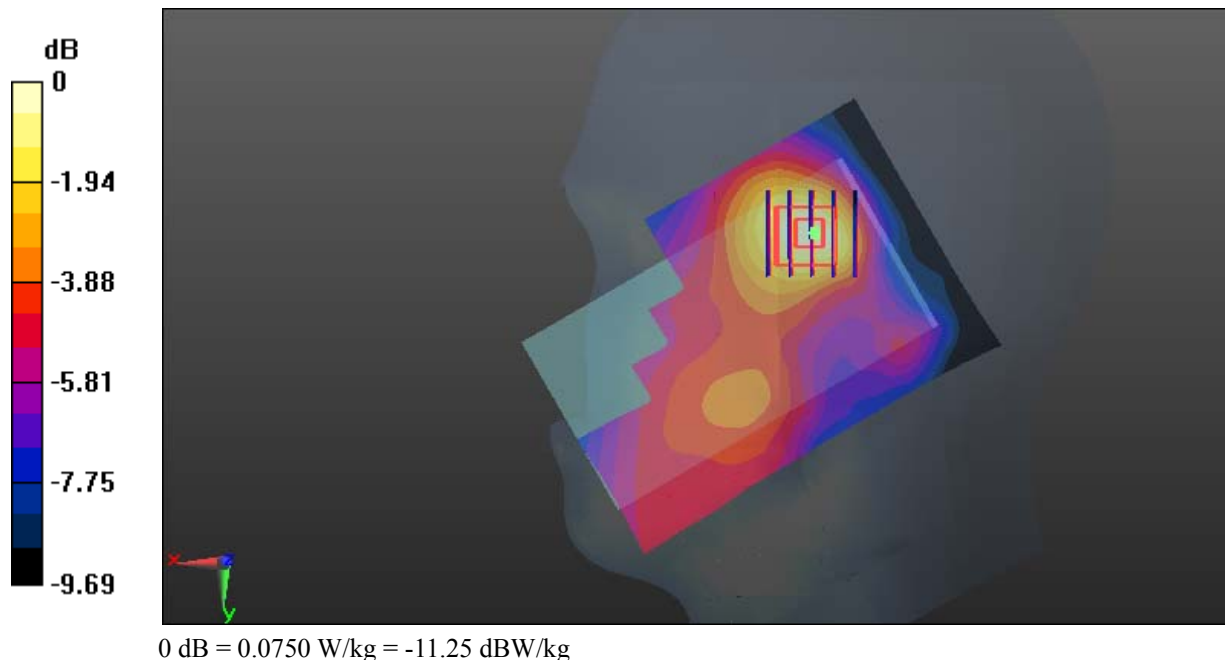
Zoom Scan (5x5x7)/Cube 0: Measurement grid: dx=8mm, dy=8mm, dz=5mm

Reference Value = 4.077 V/m; Power Drift = 0.17 dB

Peak SAR (extrapolated) = 0.0890 W/kg

SAR(1 g) = 0.054 W/kg; SAR(10 g) = 0.034 W/kg

Maximum value of SAR (measured) = 0.0750 W/kg



Test Plot 23#: WCDMA Band 2_Body Back_Middle**DUT: Mobile phone; Type: ENERGY E500S; Serial: 18051500521**

Communication System: Generic WCDMA; Frequency: 1880 MHz; Duty Cycle: 1:1
Medium parameters used: $f = 1880$ MHz; $\sigma = 1.492$ S/m; $\epsilon_r = 54.204$; $\rho = 1000$ kg/m³ ;
Phantom section: Left Section

DASY5 Configuration:

- Probe: EX3DV4 - SN7431; ConvF(8, 8, 8); Calibrated: 2017/9/30;
- Sensor-Surface: 1.4mm (Mechanical Surface Detection)
- Electronics: DAE4 Sn772; Calibrated: 2017/10/9
- Phantom: Triple Flat Phantom 5.1C; Type: QD 000 P51 CA; Serial: 1130
- Measurement SW: DASY52, Version 52.8 (8);

Area Scan (101x61x1): Interpolated grid: dx=1.500 mm, dy=1.500 mm

Maximum value of SAR (interpolated) = 0.414 W/kg

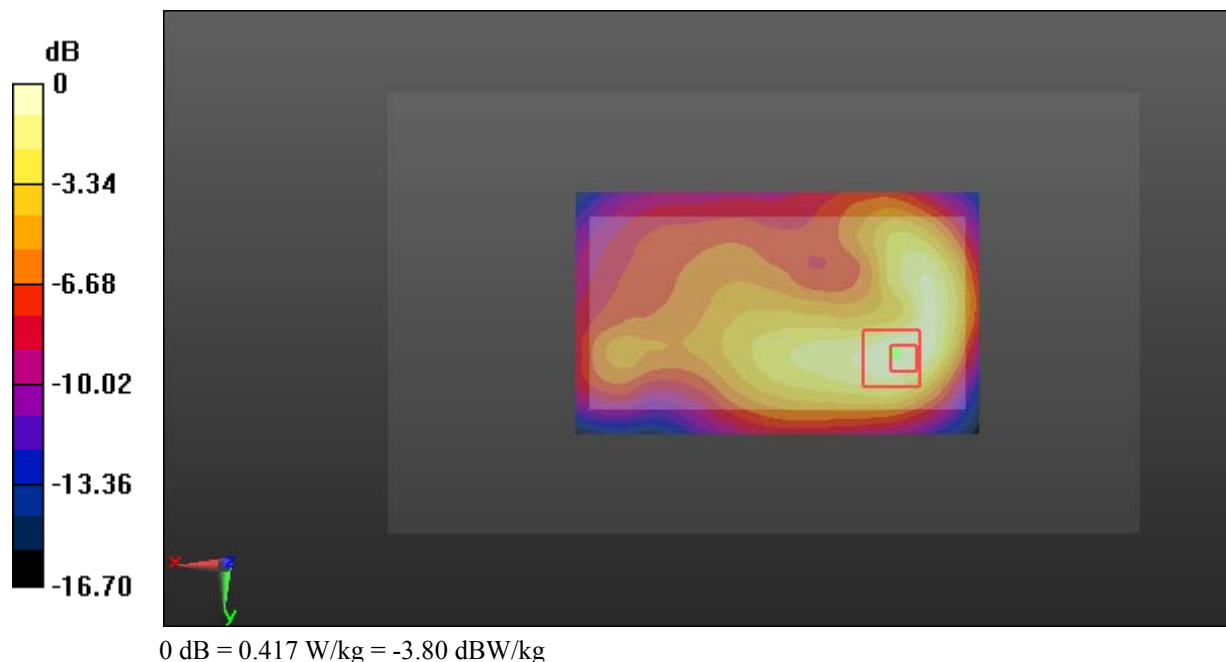
Zoom Scan (5x5x7)/Cube 0: Measurement grid: dx=8mm, dy=8mm, dz=5mm

Reference Value = 11.17 V/m; Power Drift = 0.07 dB

Peak SAR (extrapolated) = 0.537 W/kg

SAR(1 g) = 0.250 W/kg; SAR(10 g) = 0.131 W/kg

Maximum value of SAR (measured) = 0.417 W/kg



Test Plot 24#: WCDMA Band 2_Body Left_Middle**DUT: Mobile phone; Type: ENERGY E500S; Serial: 18051500521**

Communication System: Generic WCDMA; Frequency: 1880 MHz; Duty Cycle: 1:1
Medium parameters used: $f = 1880$ MHz; $\sigma = 1.492$ S/m; $\epsilon_r = 54.204$; $\rho = 1000$ kg/m³ ;
Phantom section: Left Section

DASY5 Configuration:

- Probe: EX3DV4 - SN7431; ConvF(8, 8, 8); Calibrated: 2017/9/30;
- Sensor-Surface: 1.4mm (Mechanical Surface Detection)
- Electronics: DAE4 Sn772; Calibrated: 2017/10/9
- Phantom: Triple Flat Phantom 5.1C; Type: QD 000 P51 CA; Serial: 1130
- Measurement SW: DASY52, Version 52.8 (8);

Area Scan (101x41x1): Interpolated grid: dx=1.500 mm, dy=1.500 mm

Maximum value of SAR (interpolated) = 0.0581 W/kg


Zoom Scan (6x5x7)/Cube 0: Measurement grid: dx=8mm, dy=8mm, dz=5mm

Reference Value = 4.484 V/m; Power Drift = -0.15 dB

Peak SAR (extrapolated) = 0.0720 W/kg

SAR(1 g) = 0.040 W/kg; SAR(10 g) = 0.024 W/kg

Maximum value of SAR (measured) = 0.0593 W/kg



Test Plot 25#: WCDMA Band 2_Body Right_Middle**DUT: Mobile phone; Type: ENERGY E500S; Serial: 18051500521**

Communication System: Generic WCDMA; Frequency: 1880 MHz; Duty Cycle: 1:1
Medium parameters used: $f = 1880$ MHz; $\sigma = 1.492$ S/m; $\epsilon_r = 54.204$; $\rho = 1000$ kg/m³ ;
Phantom section: Left Section

DASY5 Configuration:

- Probe: EX3DV4 - SN7431; ConvF(8, 8, 8); Calibrated: 2017/9/30;
- Sensor-Surface: 1.4mm (Mechanical Surface Detection)
- Electronics: DAE4 Sn772; Calibrated: 2017/10/9
- Phantom: Triple Flat Phantom 5.1C; Type: QD 000 P51 CA; Serial: 1130
- Measurement SW: DASY52, Version 52.8 (8);

Area Scan (101x41x1): Interpolated grid: dx=1.500 mm, dy=1.500 mm

Maximum value of SAR (interpolated) = 0.246 W/kg


Zoom Scan (5x5x7)/Cube 0: Measurement grid: dx=8mm, dy=8mm, dz=5mm

Reference Value = 9.891 V/m; Power Drift = 0.19 dB

Peak SAR (extrapolated) = 0.313 W/kg

SAR(1 g) = 0.165 W/kg; SAR(10 g) = 0.093 W/kg

Maximum value of SAR (measured) = 0.256 W/kg



Test Plot 26#: WCDMA Band 2_Body Bottom_Middle**DUT: Mobile phone; Type: ENERGY E500S; Serial: 18051500521**

Communication System: Generic WCDMA; Frequency: 1880 MHz; Duty Cycle: 1:1
Medium parameters used: $f = 1880$ MHz; $\sigma = 1.492$ S/m; $\epsilon_r = 54.204$; $\rho = 1000$ kg/m³ ;
Phantom section: Left Section

DASY5 Configuration:

- Probe: EX3DV4 - SN7431; ConvF(8, 8, 8); Calibrated: 2017/9/30;
- Sensor-Surface: 1.4mm (Mechanical Surface Detection)
- Electronics: DAE4 Sn772; Calibrated: 2017/10/9
- Phantom: Triple Flat Phantom 5.1C; Type: QD 000 P51 CA; Serial: 1130
- Measurement SW: DASY52, Version 52.8 (8);

Area Scan (41x61x1): Interpolated grid: dx=1.500 mm, dy=1.500 mm

Maximum value of SAR (interpolated) = 0.457 W/kg


Zoom Scan (5x5x7)/Cube 0: Measurement grid: dx=8mm, dy=8mm, dz=5mm

Reference Value = 16.52 V/m; Power Drift = -0.14 dB

Peak SAR (extrapolated) = 0.482 W/kg

SAR(1 g) = 0.255 W/kg; SAR(10 g) = 0.133 W/kg

Maximum value of SAR (measured) = 0.396 W/kg



Test Plot 27#: WCDMA Band 5_Head Left Cheek_Middle**DUT: Mobile phone; Type: ENERGY E500S; Serial: 18051500521**

Communication System: Generic WCDMA; Frequency: 836.6 MHz; Duty Cycle: 1:1
Medium parameters used: $f = 836.6$ MHz; $\sigma = 0.876$ S/m; $\epsilon_r = 42.317$; $\rho = 1000$ kg/m³ ;
Phantom section: Left Section

DASY5 Configuration:

- Probe: EX3DV4 - SN7431; ConvF(10.04, 10.04, 10.04); Calibrated: 2017/9/30;
- Sensor-Surface: 1.4mm (Mechanical Surface Detection)
- Electronics: DAE4 Sn772; Calibrated: 2017/10/9
- Phantom: Twin SAM; Type: Twin SAM V5.0; Serial: 1412
- Measurement SW: DASY52, Version 52.8 (8);

Area Scan (101x61x1): Interpolated grid: dx=1.500 mm, dy=1.500 mm

Maximum value of SAR (interpolated) = 0.138 W/kg

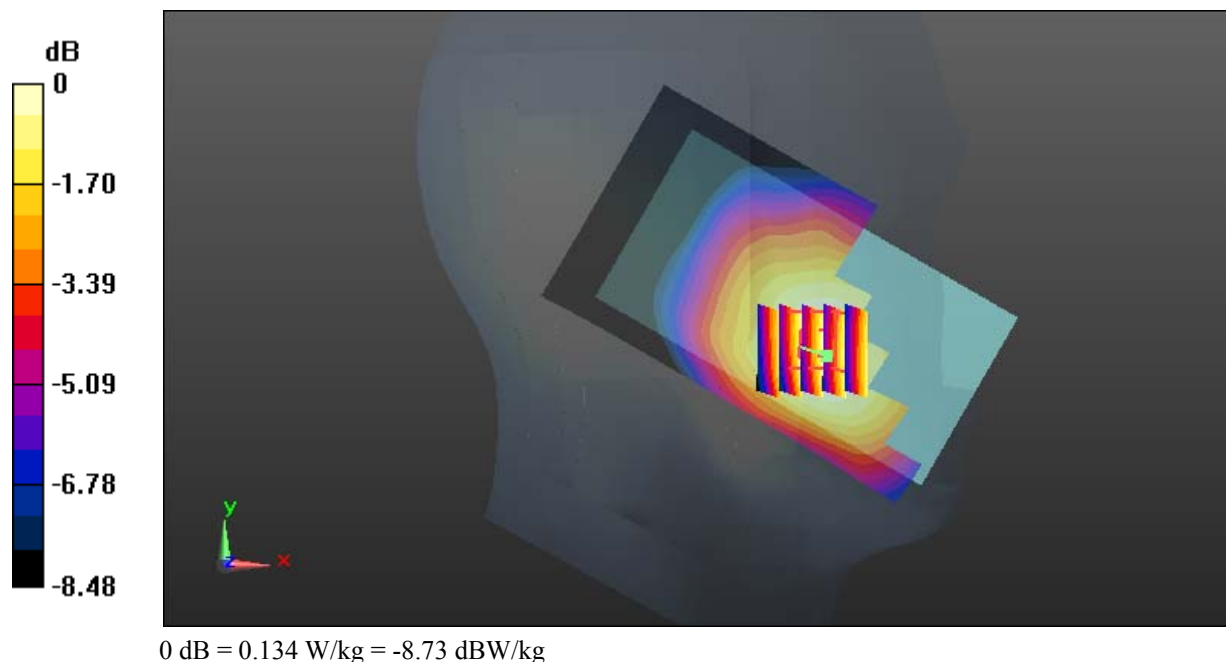
Zoom Scan (5x5x7)/Cube 0: Measurement grid: dx=8mm, dy=8mm, dz=5mm

Reference Value = 4.520 V/m; Power Drift = 0.01 dB

Peak SAR (extrapolated) = 0.145 W/kg

SAR(1 g) = 0.115 W/kg; SAR(10 g) = 0.089 W/kg

Maximum value of SAR (measured) = 0.134 W/kg



Test Plot 28#: WCDMA Band 5_Head Left Tilt_Middle**DUT: Mobile phone; Type: ENERGY E500S; Serial: 18051500521**

Communication System: Generic WCDMA; Frequency: 836.6 MHz; Duty Cycle: 1:1
Medium parameters used: $f = 836.6$ MHz; $\sigma = 0.876$ S/m; $\epsilon_r = 42.317$; $\rho = 1000$ kg/m³ ;
Phantom section: Left Section

DASY5 Configuration:

- Probe: EX3DV4 - SN7431; ConvF(10.04, 10.04, 10.04); Calibrated: 2017/9/30;
- Sensor-Surface: 1.4mm (Mechanical Surface Detection)
- Electronics: DAE4 Sn772; Calibrated: 2017/10/9
- Phantom: Twin SAM; Type: Twin SAM V5.0; Serial: 1412
- Measurement SW: DASY52, Version 52.8 (8);

Area Scan (101x61x1): Interpolated grid: dx=1.500 mm, dy=1.500 mm

Maximum value of SAR (interpolated) = 0.0714 W/kg

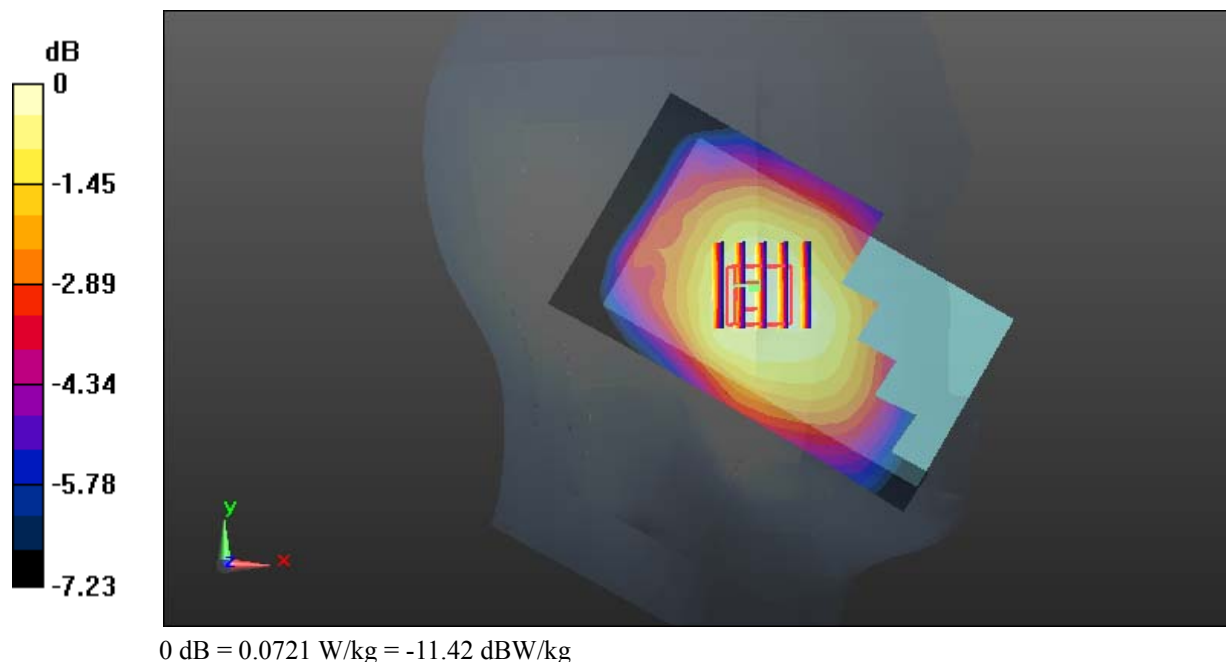
Zoom Scan (5x5x7)/Cube 0: Measurement grid: dx=8mm, dy=8mm, dz=5mm

Reference Value = 6.527 V/m; Power Drift = 0.10 dB

Peak SAR (extrapolated) = 0.0780 W/kg

SAR(1 g) = 0.062 W/kg; SAR(10 g) = 0.049 W/kg

Maximum value of SAR (measured) = 0.0721 W/kg



Test Plot 29#: WCDMA Band 5_Head Right Cheek_Middle**DUT: Mobile phone; Type: ENERGY E500S; Serial: 18051500521**

Communication System: Generic WCDMA; Frequency: 836.6 MHz; Duty Cycle: 1:1
Medium parameters used: $f = 836.6$ MHz; $\sigma = 0.876$ S/m; $\epsilon_r = 42.317$; $\rho = 1000$ kg/m³ ;
Phantom section: Right Section

DASY5 Configuration:

- Probe: EX3DV4 - SN7431; ConvF(10.04, 10.04, 10.04); Calibrated: 2017/9/30;
- Sensor-Surface: 1.4mm (Mechanical Surface Detection)
- Electronics: DAE4 Sn772; Calibrated: 2017/10/9
- Phantom: Twin SAM; Type: Twin SAM V5.0; Serial: 1412
- Measurement SW: DASY52, Version 52.8 (8);

Area Scan (101x61x1): Interpolated grid: dx=1.500 mm, dy=1.500 mm

Maximum value of SAR (interpolated) = 0.106 W/kg


Zoom Scan (5x5x7)/Cube 0: Measurement grid: dx=8mm, dy=8mm, dz=5mm

Reference Value = 3.433 V/m; Power Drift = 0.11 dB

Peak SAR (extrapolated) = 0.111 W/kg

SAR(1 g) = 0.088 W/kg; SAR(10 g) = 0.069 W/kg

Maximum value of SAR (measured) = 0.103 W/kg



Test Plot 30#: WCDMA Band 5_Head Right Tilt_Middle**DUT: Mobile phone; Type: ENERGY E500S; Serial: 18051500521**

Communication System: Generic WCDMA; Frequency: 836.6 MHz; Duty Cycle: 1:1
Medium parameters used: $f = 836.6$ MHz; $\sigma = 0.876$ S/m; $\epsilon_r = 42.317$; $\rho = 1000$ kg/m³ ;
Phantom section: Right Section

DASY5 Configuration:

- Probe: EX3DV4 - SN7431; ConvF(10.04, 10.04, 10.04); Calibrated: 2017/9/30;
- Sensor-Surface: 1.4mm (Mechanical Surface Detection)
- Electronics: DAE4 Sn772; Calibrated: 2017/10/9
- Phantom: Twin SAM; Type: Twin SAM V5.0; Serial: 1412
- Measurement SW: DASY52, Version 52.8 (8);

Area Scan (101x61x1): Interpolated grid: dx=1.500 mm, dy=1.500 mm

Maximum value of SAR (interpolated) = 0.0746 W/kg


Zoom Scan (6x6x7)/Cube 0: Measurement grid: dx=8mm, dy=8mm, dz=5mm

Reference Value = 5.929 V/m; Power Drift = 0.11 dB

Peak SAR (extrapolated) = 0.0780 W/kg

SAR(1 g) = 0.064 W/kg; SAR(10 g) = 0.051 W/kg

Maximum value of SAR (measured) = 0.0730 W/kg



Test Plot 31#: WCDMA Band 5_Body Back_Middle**DUT: Mobile phone; Type: ENERGY E500S; Serial: 18051500521**

Communication System: Generic WCDMA; Frequency: 836.6 MHz; Duty Cycle: 1:1
Medium parameters used: $f = 836.6$ MHz; $\sigma = 0.956$ S/m; $\epsilon_r = 57.245$; $\rho = 1000$ kg/m³ ;
Phantom section: Right Section

DASY5 Configuration:

- Probe: EX3DV4 - SN7431; ConvF(10.11, 10.11, 10.11); Calibrated: 2017/9/30;
- Sensor-Surface: 1.4mm (Mechanical Surface Detection)
- Electronics: DAE4 Sn772; Calibrated: 2017/10/9
- Phantom: Triple Flat Phantom 5.1C; Type: QD 000 P51 CA; Serial: 1130
- Measurement SW: DASY52, Version 52.8 (8);

Area Scan (101x61x1): Interpolated grid: dx=1.500 mm, dy=1.500 mm

Maximum value of SAR (interpolated) = 0.308 W/kg


Zoom Scan (7x6x7)/Cube 0: Measurement grid: dx=8mm, dy=8mm, dz=5mm

Reference Value = 18.18 V/m; Power Drift = -0.03 dB

Peak SAR (extrapolated) = 0.344 W/kg

SAR(1 g) = 0.261 W/kg; SAR(10 g) = 0.197 W/kg

Maximum value of SAR (measured) = 0.314 W/kg



Test Plot 32#: WCDMA Band 5_Body Left_Middle**DUT: Mobile phone; Type: ENERGY E500S; Serial: 18051500521**

Communication System: Generic WCDMA; Frequency: 836.6 MHz; Duty Cycle: 1:1
Medium parameters used: $f = 836.6$ MHz; $\sigma = 0.956$ S/m; $\epsilon_r = 57.245$; $\rho = 1000$ kg/m³ ;
Phantom section: Right Section

DASY5 Configuration:

- Probe: EX3DV4 - SN7431; ConvF(10.11, 10.11, 10.11); Calibrated: 2017/9/30;
- Sensor-Surface: 1.4mm (Mechanical Surface Detection)
- Electronics: DAE4 Sn772; Calibrated: 2017/10/9
- Phantom: Triple Flat Phantom 5.1C; Type: QD 000 P51 CA; Serial: 1130
- Measurement SW: DASY52, Version 52.8 (8);

Area Scan (101x41x1): Interpolated grid: dx=1.500 mm, dy=1.500 mm

Maximum value of SAR (interpolated) = 0.199 W/kg


Zoom Scan (5x5x7)/Cube 0: Measurement grid: dx=8mm, dy=8mm, dz=5mm

Reference Value = 14.07 V/m; Power Drift = 0.01 dB

Peak SAR (extrapolated) = 0.229 W/kg

SAR(1 g) = 0.157 W/kg; SAR(10 g) = 0.110 W/kg

Maximum value of SAR (measured) = 0.204 W/kg



Test Plot 33#: WCDMA Band 5_Body Right_Middle**DUT: Mobile phone; Type: ENERGY E500S; Serial: 18051500521**

Communication System: Generic WCDMA; Frequency: 836.6 MHz; Duty Cycle: 1:1
Medium parameters used: $f = 836.6$ MHz; $\sigma = 0.956$ S/m; $\epsilon_r = 57.245$; $\rho = 1000$ kg/m³ ;
Phantom section: Right Section

DASY5 Configuration:

- Probe: EX3DV4 - SN7431; ConvF(10.11, 10.11, 10.11); Calibrated: 2017/9/30;
- Sensor-Surface: 1.4mm (Mechanical Surface Detection)
- Electronics: DAE4 Sn772; Calibrated: 2017/10/9
- Phantom: Triple Flat Phantom 5.1C; Type: QD 000 P51 CA; Serial: 1130
- Measurement SW: DASY52, Version 52.8 (8);

Area Scan (101x41x1): Interpolated grid: dx=1.500 mm, dy=1.500 mm

Maximum value of SAR (interpolated) = 0.177 W/kg


Zoom Scan (5x5x7)/Cube 0: Measurement grid: dx=8mm, dy=8mm, dz=5mm

Reference Value = 13.88 V/m; Power Drift = -0.01 dB

Peak SAR (extrapolated) = 0.201 W/kg

SAR(1 g) = 0.137 W/kg; SAR(10 g) = 0.095 W/kg

Maximum value of SAR (measured) = 0.179 W/kg



Test Plot 34#: WCDMA Band 5_Body Bottom_Middle**DUT: Mobile phone; Type: ENERGY E500S; Serial: 18051500521**

Communication System: Generic WCDMA; Frequency: 836.6 MHz; Duty Cycle: 1:1
Medium parameters used: $f = 836.6$ MHz; $\sigma = 0.956$ S/m; $\epsilon_r = 57.245$; $\rho = 1000$ kg/m³ ;
Phantom section: Right Section

DASY5 Configuration:

- Probe: EX3DV4 - SN7431; ConvF(10.11, 10.11, 10.11); Calibrated: 2017/9/30;
- Sensor-Surface: 1.4mm (Mechanical Surface Detection)
- Electronics: DAE4 Sn772; Calibrated: 2017/10/9
- Phantom: Triple Flat Phantom 5.1C; Type: QD 000 P51 CA; Serial: 1130
- Measurement SW: DASY52, Version 52.8 (8);

Area Scan (41x61x1): Interpolated grid: dx=1.500 mm, dy=1.500 mm

Maximum value of SAR (interpolated) = 0.203 W/kg

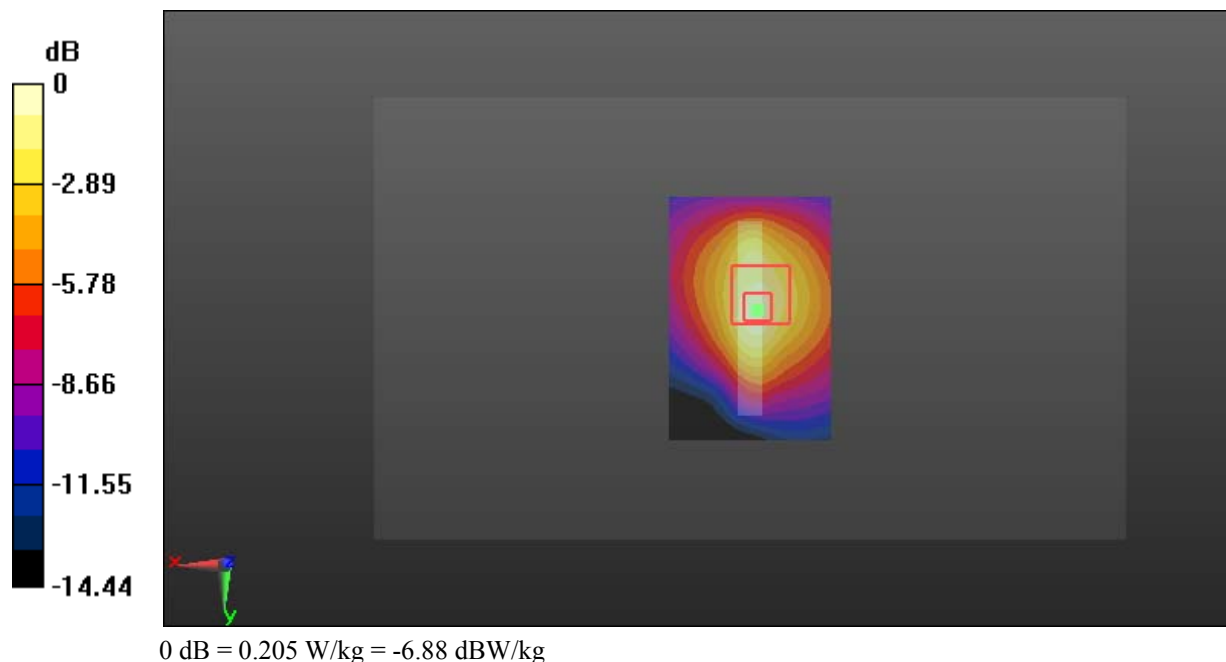
Zoom Scan (5x6x7)/Cube 0: Measurement grid: dx=8mm, dy=8mm, dz=5mm

Reference Value = 14.33 V/m; Power Drift = 0.14 dB

Peak SAR (extrapolated) = 0.263 W/kg

SAR(1 g) = 0.128 W/kg; SAR(10 g) = 0.077 W/kg

Maximum value of SAR (measured) = 0.205 W/kg



Test Plot 35#: LTE Band 2_Head Left Cheek_Middle_1RB**DUT: Mobile phone; Type: ENERGY E500S; Serial: 18051500521**

Communication System: Generic FDD-LTE; Frequency: 1880 MHz; Duty Cycle: 1:1
Medium parameters used: $f = 1880$ MHz; $\sigma = 1.373$ S/m; $\epsilon_r = 40.423$; $\rho = 1000$ kg/m³ ;
Phantom section: Left Section

DASY5 Configuration:

- Probe: EX3DV4 - SN7431; ConvF(8.24, 8.24, 8.24); Calibrated: 2017/9/30;
- Sensor-Surface: 1.4mm (Mechanical Surface Detection)
- Electronics: DAE4 Sn772; Calibrated: 2017/10/9
- Phantom: Twin SAM; Type: Twin SAM V5.0; Serial: 1412
- Measurement SW: DASY52, Version 52.8 (8);

Area Scan (101x71x1): Interpolated grid: dx=1.500 mm, dy=1.500 mm

Maximum value of SAR (interpolated) = 0.418 W/kg

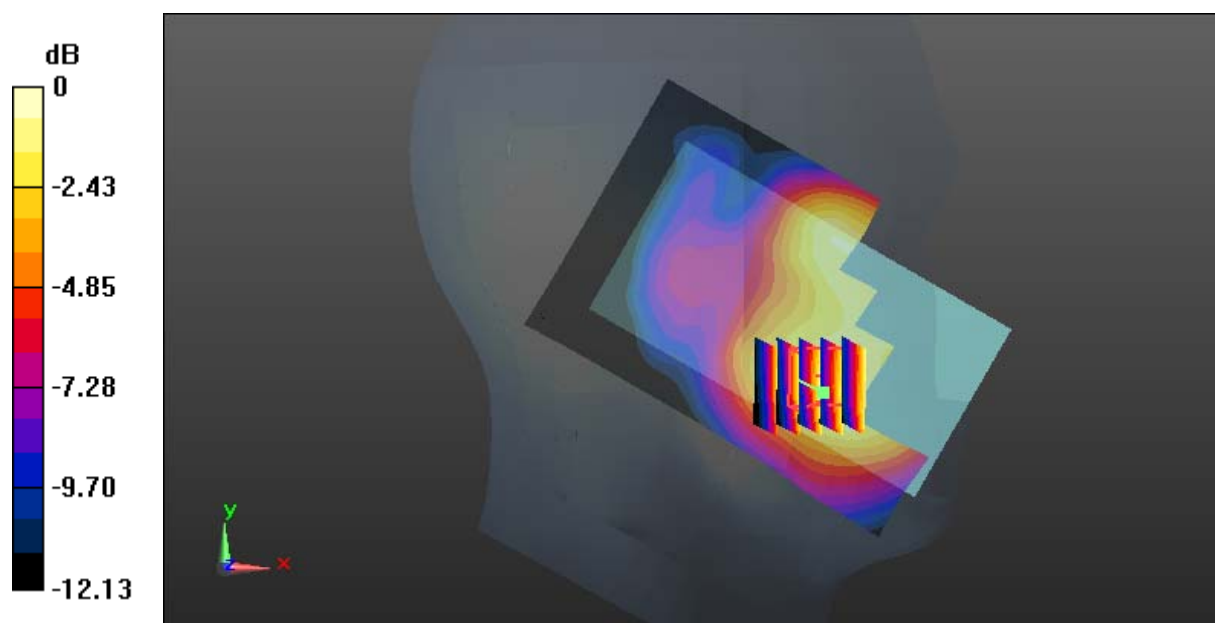
Zoom Scan (5x5x7)/Cube 0: Measurement grid: dx=8mm, dy=8mm, dz=5mm

Reference Value = 5.562 V/m; Power Drift = -0.16 dB

Peak SAR (extrapolated) = 0.481 W/kg

SAR(1 g) = 0.307 W/kg; SAR(10 g) = 0.196 W/kg

Maximum value of SAR (measured) = 0.415 W/kg



0 dB = 0.415 W/kg = -3.82 dBW/kg

Test Plot 36#: LTE Band 2_Head Left Cheek_Middle_50%RB**DUT: Mobile phone; Type: ENERGY E500S; Serial: 18051500521**

Communication System: Generic FDD-LTE; Frequency: 1880 MHz; Duty Cycle: 1:1
Medium parameters used: $f = 1880$ MHz; $\sigma = 1.373$ S/m; $\epsilon_r = 40.423$; $\rho = 1000$ kg/m³ ;
Phantom section: Left Section

DASY5 Configuration:

- Probe: EX3DV4 - SN7431; ConvF(8.24, 8.24, 8.24); Calibrated: 2017/9/30;
- Sensor-Surface: 1.4mm (Mechanical Surface Detection)
- Electronics: DAE4 Sn772; Calibrated: 2017/10/9
- Phantom: Twin SAM; Type: Twin SAM V5.0; Serial: 1412
- Measurement SW: DASY52, Version 52.8 (8);

Area Scan (101x71x1): Interpolated grid: dx=1.500 mm, dy=1.500 mm

Maximum value of SAR (interpolated) = 0.328 W/kg


Zoom Scan (5x5x7)/Cube 0: Measurement grid: dx=8mm, dy=8mm, dz=5mm

Reference Value = 5.629 V/m; Power Drift = -0.05 dB

Peak SAR (extrapolated) = 0.384 W/kg

SAR(1 g) = 0.244 W/kg; SAR(10 g) = 0.157 W/kg

Maximum value of SAR (measured) = 0.330 W/kg



Test Plot 37#: LTE Band 2_Head Left Tilt_Middle_1RB**DUT: Mobile phone; Type: ENERGY E500S; Serial: 18051500521**

Communication System: Generic FDD-LTE; Frequency: 1880 MHz; Duty Cycle: 1:1
Medium parameters used: $f = 1880$ MHz; $\sigma = 1.373$ S/m; $\epsilon_r = 40.423$; $\rho = 1000$ kg/m³ ;
Phantom section: Left Section

DASY5 Configuration:

- Probe: EX3DV4 - SN7431; ConvF(8.24, 8.24, 8.24); Calibrated: 2017/9/30;
- Sensor-Surface: 1.4mm (Mechanical Surface Detection)
- Electronics: DAE4 Sn772; Calibrated: 2017/10/9
- Phantom: Twin SAM; Type: Twin SAM V5.0; Serial: 1412
- Measurement SW: DASY52, Version 52.8 (8);

Area Scan (101x71x1): Interpolated grid: dx=1.500 mm, dy=1.500 mm

Maximum value of SAR (interpolated) = 0.152 W/kg

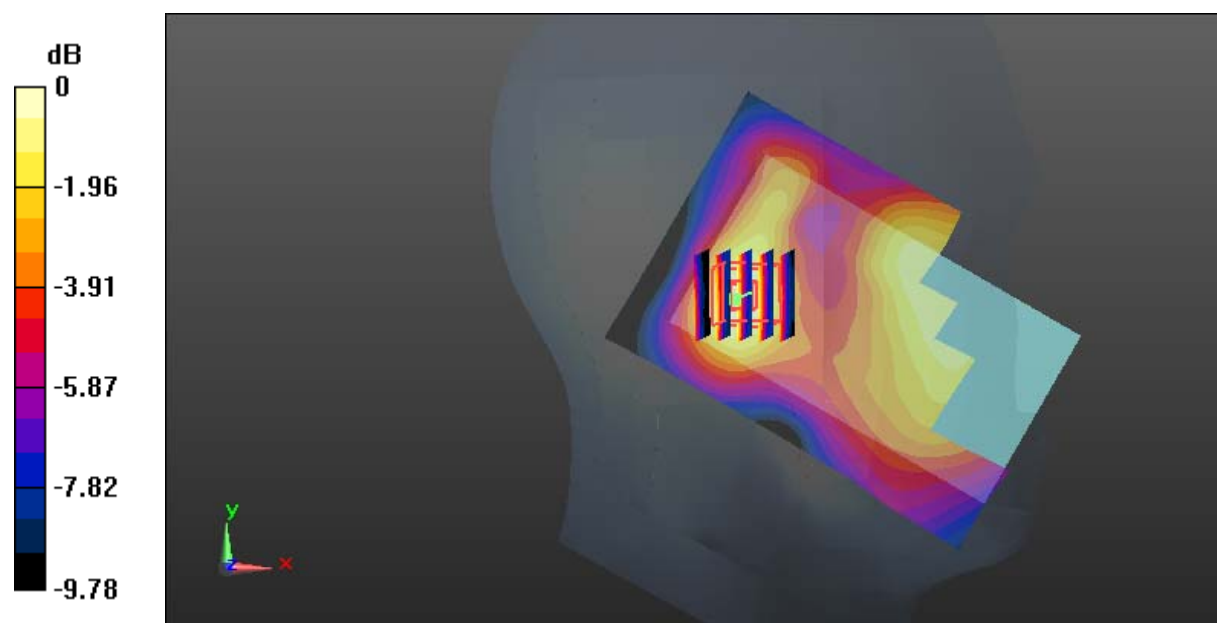
Zoom Scan (5x5x7)/Cube 0: Measurement grid: dx=8mm, dy=8mm, dz=5mm

Reference Value = 7.588 V/m; Power Drift = 0.16 dB

Peak SAR (extrapolated) = 0.161 W/kg

SAR(1 g) = 0.102 W/kg; SAR(10 g) = 0.065 W/kg

Maximum value of SAR (measured) = 0.141 W/kg



0 dB = 0.141 W/kg = -8.51 dBW/kg

Test Plot 38#: LTE Band 2_Head Left Tilt_Middle_50%RB**DUT: Mobile phone; Type: ENERGY E500S; Serial: 18051500521**

Communication System: Generic FDD-LTE; Frequency: 1880 MHz; Duty Cycle: 1:1
Medium parameters used: $f = 1880$ MHz; $\sigma = 1.373$ S/m; $\epsilon_r = 40.423$; $\rho = 1000$ kg/m³ ;
Phantom section: Left Section

DASY5 Configuration:

- Probe: EX3DV4 - SN7431; ConvF(8.24, 8.24, 8.24); Calibrated: 2017/9/30;
- Sensor-Surface: 1.4mm (Mechanical Surface Detection)
- Electronics: DAE4 Sn772; Calibrated: 2017/10/9
- Phantom: Twin SAM; Type: Twin SAM V5.0; Serial: 1412
- Measurement SW: DASY52, Version 52.8 (8);

Area Scan (101x71x1): Interpolated grid: dx=1.500 mm, dy=1.500 mm

Maximum value of SAR (interpolated) = 0.0946 W/kg

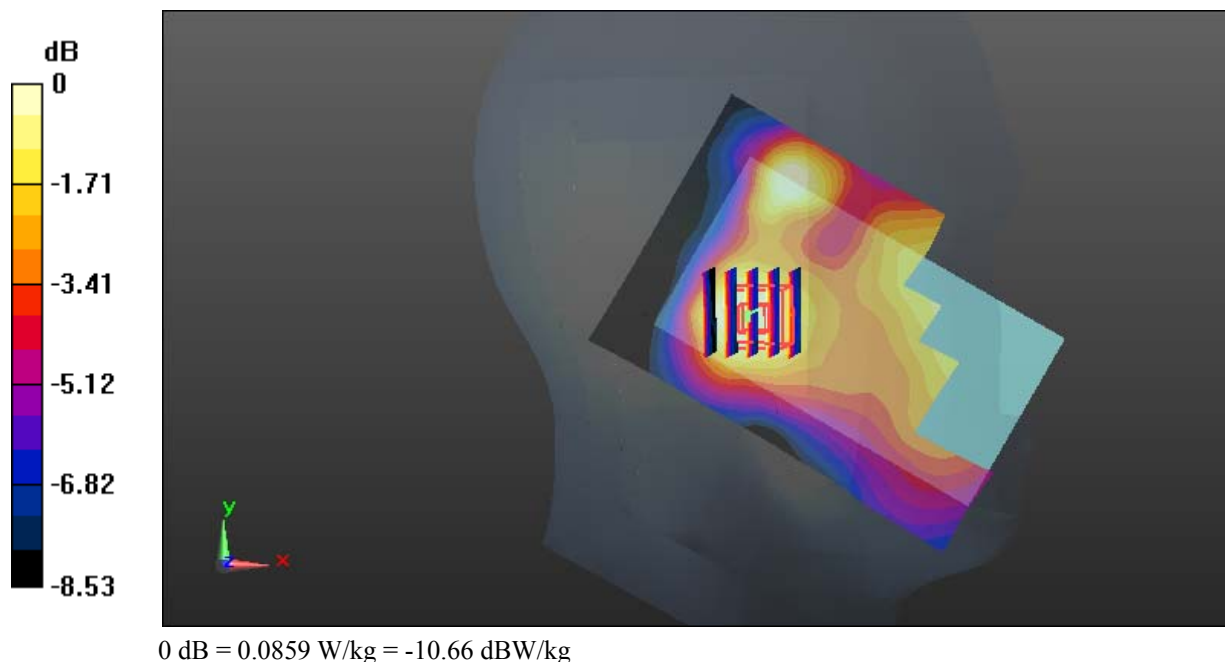
Zoom Scan (5x5x7)/Cube 0: Measurement grid: dx=8mm, dy=8mm, dz=5mm

Reference Value = 4.260 V/m; Power Drift = -0.19 dB

Peak SAR (extrapolated) = 0.0990 W/kg

SAR(1 g) = 0.063 W/kg; SAR(10 g) = 0.042 W/kg

Maximum value of SAR (measured) = 0.0859 W/kg



Test Plot 39#: LTE Band 2_Head Right Cheek_Middle_1RB**DUT: Mobile phone; Type: ENERGY E500S; Serial: 18051500521**

Communication System: Generic FDD-LTE; Frequency: 1880 MHz; Duty Cycle: 1:1
Medium parameters used: $f = 1880$ MHz; $\sigma = 1.373$ S/m; $\epsilon_r = 40.423$; $\rho = 1000$ kg/m³ ;
Phantom section: Right Section

DASY5 Configuration:

- Probe: EX3DV4 - SN7431; ConvF(8.24, 8.24, 8.24); Calibrated: 2017/9/30;
- Sensor-Surface: 1.4mm (Mechanical Surface Detection)
- Electronics: DAE4 Sn772; Calibrated: 2017/10/9
- Phantom: Twin SAM; Type: Twin SAM V5.0; Serial: 1412
- Measurement SW: DASY52, Version 52.8 (8);

Area Scan (101x71x1): Interpolated grid: dx=1.500 mm, dy=1.500 mm

Maximum value of SAR (interpolated) = 0.834 W/kg

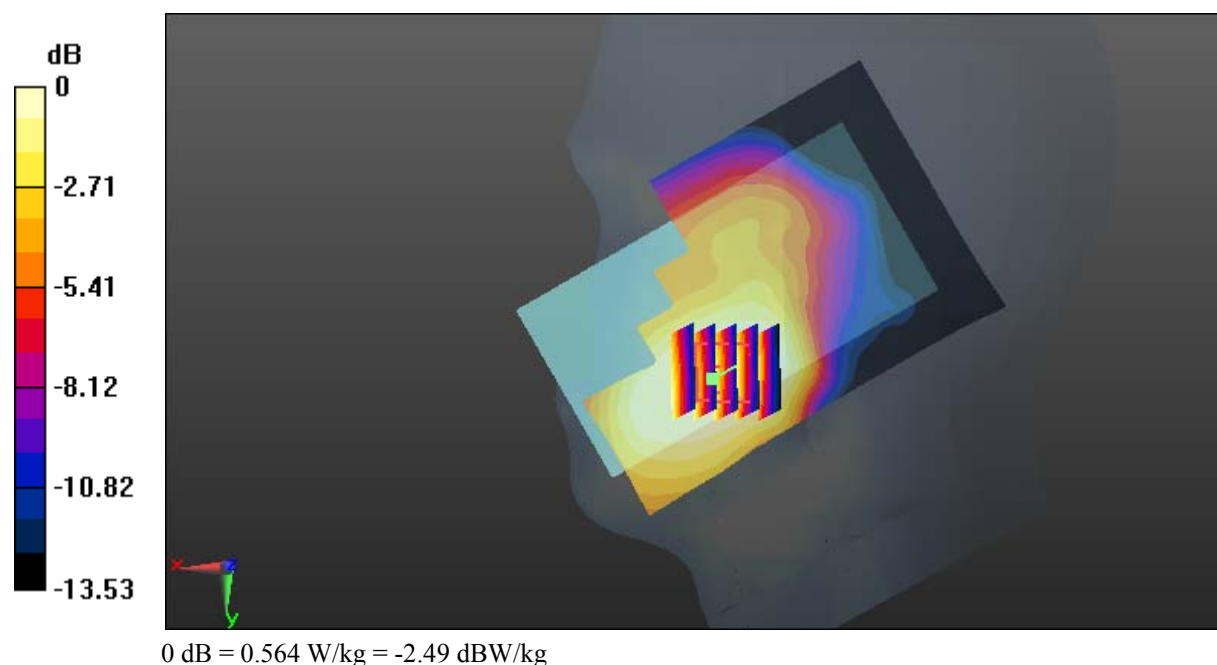
Zoom Scan (5x5x7)/Cube 0: Measurement grid: dx=8mm, dy=8mm, dz=5mm

Reference Value = 6.260 V/m; Power Drift = -0.11 dB

Peak SAR (extrapolated) = 0.675 W/kg

SAR(1 g) = 0.418 W/kg; SAR(10 g) = 0.262 W/kg

Maximum value of SAR (measured) = 0.564 W/kg



Test Plot 40#: LTE Band 2_Head Right Cheek_Middle_50%RB**DUT: Mobile phone; Type: ENERGY E500S; Serial: 18051500521**

Communication System: Generic FDD-LTE; Frequency: 1880 MHz; Duty Cycle: 1:1
Medium parameters used: $f = 1880$ MHz; $\sigma = 1.373$ S/m; $\epsilon_r = 40.423$; $\rho = 1000$ kg/m³ ;
Phantom section: Right Section

DASY5 Configuration:

- Probe: EX3DV4 - SN7431; ConvF(8.24, 8.24, 8.24); Calibrated: 2017/9/30;
- Sensor-Surface: 1.4mm (Mechanical Surface Detection)
- Electronics: DAE4 Sn772; Calibrated: 2017/10/9
- Phantom: Twin SAM; Type: Twin SAM V5.0; Serial: 1412
- Measurement SW: DASY52, Version 52.8 (8);

Area Scan (101x71x1): Interpolated grid: dx=1.500 mm, dy=1.500 mm

Maximum value of SAR (interpolated) = 0.459 W/kg

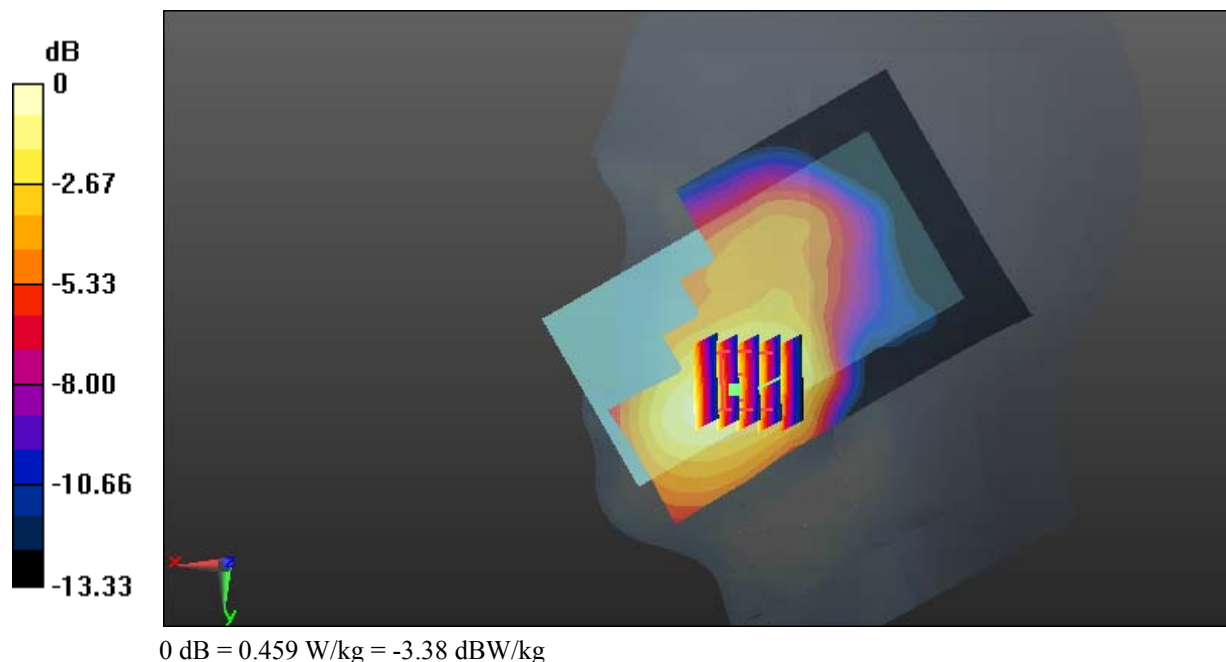
Zoom Scan (5x5x7)/Cube 0: Measurement grid: dx=8mm, dy=8mm, dz=5mm

Reference Value = 4.066 V/m; Power Drift = 0.07 dB

Peak SAR (extrapolated) = 0.546 W/kg

SAR(1 g) = 0.331 W/kg; SAR(10 g) = 0.206 W/kg

Maximum value of SAR (measured) = 0.459 W/kg



Test Plot 41#: LTE Band 2_Head Right Tilt_Middle_1RB**DUT: Mobile phone; Type: ENERGY E500S; Serial: 18051500521**

Communication System: Generic FDD-LTE; Frequency: 1880 MHz; Duty Cycle: 1:1
Medium parameters used: $f = 1880$ MHz; $\sigma = 1.373$ S/m; $\epsilon_r = 40.423$; $\rho = 1000$ kg/m³ ;
Phantom section: Right Section

DASY5 Configuration:

- Probe: EX3DV4 - SN7431; ConvF(8.24, 8.24, 8.24); Calibrated: 2017/9/30;
- Sensor-Surface: 1.4mm (Mechanical Surface Detection)
- Electronics: DAE4 Sn772; Calibrated: 2017/10/9
- Phantom: Twin SAM; Type: Twin SAM V5.0; Serial: 1412
- Measurement SW: DASY52, Version 52.8 (8);

Area Scan (101x71x1): Interpolated grid: dx=1.500 mm, dy=1.500 mm

Maximum value of SAR (interpolated) = 0.133 W/kg

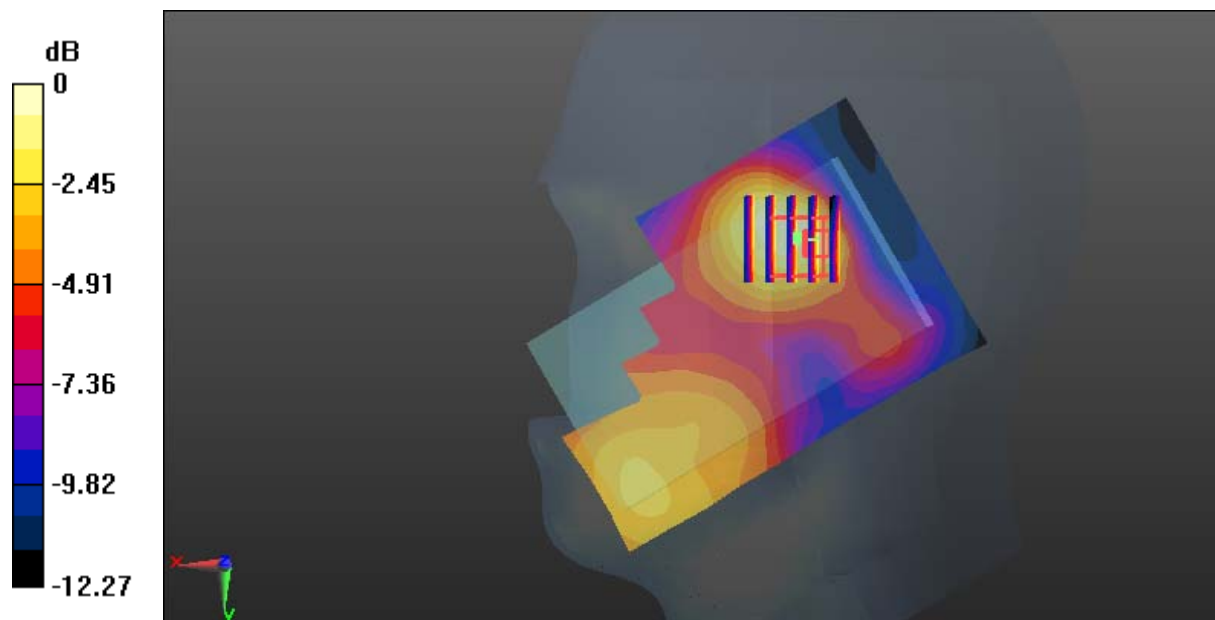
Zoom Scan (5x5x7)/Cube 0: Measurement grid: dx=8mm, dy=8mm, dz=5mm

Reference Value = 5.956 V/m; Power Drift = 0.04 dB

Peak SAR (extrapolated) = 0.162 W/kg

SAR(1 g) = 0.096 W/kg; SAR(10 g) = 0.059 W/kg

Maximum value of SAR (measured) = 0.138 W/kg



0 dB = 0.138 W/kg = -8.60 dBW/kg

Test Plot 42#: LTE Band 2_Head Right Tilt_Middle_50%RB**DUT: Mobile phone; Type: ENERGY E500S; Serial: 18051500521**

Communication System: Generic FDD-LTE; Frequency: 1880 MHz; Duty Cycle: 1:1
Medium parameters used: $f = 1880$ MHz; $\sigma = 1.373$ S/m; $\epsilon_r = 40.423$; $\rho = 1000$ kg/m³ ;
Phantom section: Right Section

DASY5 Configuration:

- Probe: EX3DV4 - SN7431; ConvF(8.24, 8.24, 8.24); Calibrated: 2017/9/30;
- Sensor-Surface: 1.4mm (Mechanical Surface Detection)
- Electronics: DAE4 Sn772; Calibrated: 2017/10/9
- Phantom: Twin SAM; Type: Twin SAM V5.0; Serial: 1412
- Measurement SW: DASY52, Version 52.8 (8);

Area Scan (101x71x1): Interpolated grid: dx=1.500 mm, dy=1.500 mm

Maximum value of SAR (interpolated) = 0.139 W/kg

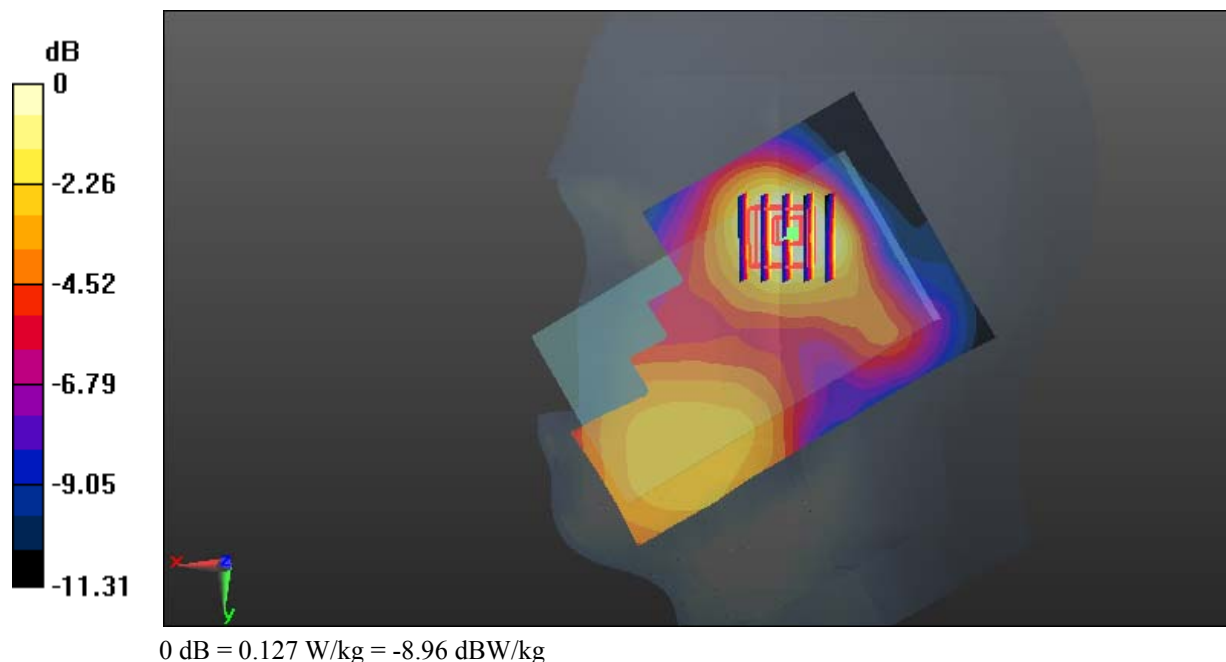
Zoom Scan (5x5x7)/Cube 0: Measurement grid: dx=8mm, dy=8mm, dz=5mm

Reference Value = 4.937 V/m; Power Drift = 0.06 dB

Peak SAR (extrapolated) = 0.149 W/kg

SAR(1 g) = 0.091 W/kg; SAR(10 g) = 0.057 W/kg

Maximum value of SAR (measured) = 0.127 W/kg



Test Plot 43#: LTE Band 2_Body Back_Middle_1RB**DUT: Mobile phone; Type: ENERGY E500S; Serial: 18051500521**

Communication System: Generic FDD-LTE; Frequency: 1880 MHz; Duty Cycle: 1:1
Medium parameters used: $f = 1880$ MHz; $\sigma = 1.492$ S/m; $\epsilon_r = 54.204$; $\rho = 1000$ kg/m³ ;
Phantom section: Left Section

DASY5 Configuration:

- Probe: EX3DV4 - SN7431; ConvF(8, 8, 8); Calibrated: 2017/9/30;
- Sensor-Surface: 1.4mm (Mechanical Surface Detection)
- Electronics: DAE4 Sn772; Calibrated: 2017/10/9
- Phantom: Triple Flat Phantom 5.1C; Type: QD 000 P51 CA; Serial: 1130
- Measurement SW: DASY52, Version 52.8 (8);

Area Scan (101x61x1): Interpolated grid: $dx=1.500$ mm, $dy=1.500$ mm

Maximum value of SAR (interpolated) = 1.05 W/kg


Zoom Scan (5x5x7)/Cube 0: Measurement grid: $dx=8$ mm, $dy=8$ mm, $dz=5$ mm

Reference Value = 16.42 V/m; Power Drift = 0.07 dB

Peak SAR (extrapolated) = 1.41 W/kg

SAR(1 g) = 0.669 W/kg; SAR(10 g) = 0.349 W/kg

Maximum value of SAR (measured) = 1.08 W/kg



Test Plot 44#: LTE Band 2_Body Back_Middle_50%RB**DUT: Mobile phone; Type: ENERGY E500S; Serial: 18051500521**

Communication System: Generic FDD-LTE; Frequency: 1880 MHz; Duty Cycle: 1:1
Medium parameters used: $f = 1880$ MHz; $\sigma = 1.492$ S/m; $\epsilon_r = 54.204$; $\rho = 1000$ kg/m³ ;
Phantom section: Left Section

DASY5 Configuration:

- Probe: EX3DV4 - SN7431; ConvF(8, 8, 8); Calibrated: 2017/9/30;
- Sensor-Surface: 1.4mm (Mechanical Surface Detection)
- Electronics: DAE4 Sn772; Calibrated: 2017/10/9
- Phantom: Triple Flat Phantom 5.1C; Type: QD 000 P51 CA; Serial: 1130
- Measurement SW: DASY52, Version 52.8 (8);

Area Scan (101x61x1): Interpolated grid: dx=1.500 mm, dy=1.500 mm

Maximum value of SAR (interpolated) = 0.832 W/kg


Zoom Scan (5x5x7)/Cube 0: Measurement grid: dx=8mm, dy=8mm, dz=5mm

Reference Value = 14.68 V/m; Power Drift = 0.06 dB

Peak SAR (extrapolated) = 1.11 W/kg

SAR(1 g) = 0.522 W/kg; SAR(10 g) = 0.272 W/kg

Maximum value of SAR (measured) = 0.841 W/kg



Test Plot 45#: LTE Band 2_Body Left_Middle_1RB**DUT: Mobile phone; Type: ENERGY E500S; Serial: 18051500521**

Communication System: Generic FDD-LTE; Frequency: 1880 MHz; Duty Cycle: 1:1
Medium parameters used: $f = 1880$ MHz; $\sigma = 1.492$ S/m; $\epsilon_r = 54.204$; $\rho = 1000$ kg/m³ ;
Phantom section: Left Section

DASY5 Configuration:

- Probe: EX3DV4 - SN7431; ConvF(8, 8, 8); Calibrated: 2017/9/30;
- Sensor-Surface: 1.4mm (Mechanical Surface Detection)
- Electronics: DAE4 Sn772; Calibrated: 2017/10/9
- Phantom: Triple Flat Phantom 5.1C; Type: QD 000 P51 CA; Serial: 1130
- Measurement SW: DASY52, Version 52.8 (8);

Area Scan (101x41x1): Interpolated grid: dx=1.500 mm, dy=1.500 mm

Maximum value of SAR (interpolated) = 0.167 W/kg


Zoom Scan (5x5x7)/Cube 0: Measurement grid: dx=8mm, dy=8mm, dz=5mm

Reference Value = 7.338 V/m; Power Drift = 0.10 dB

Peak SAR (extrapolated) = 0.201 W/kg

SAR(1 g) = 0.109 W/kg; SAR(10 g) = 0.063 W/kg

Maximum value of SAR (measured) = 0.165 W/kg



Test Plot 46#: LTE Band 2_Body Left_Middle_50%RB**DUT: Mobile phone; Type: ENERGY E500S; Serial: 18051500521**

Communication System: Generic FDD-LTE; Frequency: 1880 MHz; Duty Cycle: 1:1
Medium parameters used: $f = 1880$ MHz; $\sigma = 1.492$ S/m; $\epsilon_r = 54.204$; $\rho = 1000$ kg/m³ ;
Phantom section: Left Section

DASY5 Configuration:

- Probe: EX3DV4 - SN7431; ConvF(8, 8, 8); Calibrated: 2017/9/30;
- Sensor-Surface: 1.4mm (Mechanical Surface Detection)
- Electronics: DAE4 Sn772; Calibrated: 2017/10/9
- Phantom: Triple Flat Phantom 5.1C; Type: QD 000 P51 CA; Serial: 1130
- Measurement SW: DASY52, Version 52.8 (8);

Area Scan (101x41x1): Interpolated grid: dx=1.500 mm, dy=1.500 mm

Maximum value of SAR (interpolated) = 0.115 W/kg


Zoom Scan (5x5x7)/Cube 0: Measurement grid: dx=8mm, dy=8mm, dz=5mm

Reference Value = 6.513 V/m; Power Drift = 0.12 dB

Peak SAR (extrapolated) = 0.143 W/kg

SAR(1 g) = 0.078 W/kg; SAR(10 g) = 0.046 W/kg

Maximum value of SAR (measured) = 0.117 W/kg



Test Plot 47#: LTE Band 2_Body Right_Middle_1RB**DUT: Mobile phone; Type: ENERGY E500S; Serial: 18051500521**

Communication System: Generic FDD-LTE; Frequency: 1880 MHz; Duty Cycle: 1:1
Medium parameters used: $f = 1880$ MHz; $\sigma = 1.492$ S/m; $\epsilon_r = 54.204$; $\rho = 1000$ kg/m³ ;
Phantom section: Left Section

DASY5 Configuration:

- Probe: EX3DV4 - SN7431; ConvF(8, 8, 8); Calibrated: 2017/9/30;
- Sensor-Surface: 1.4mm (Mechanical Surface Detection)
- Electronics: DAE4 Sn772; Calibrated: 2017/10/9
- Phantom: Triple Flat Phantom 5.1C; Type: QD 000 P51 CA; Serial: 1130
- Measurement SW: DASY52, Version 52.8 (8);

Area Scan (101x41x1): Interpolated grid: dx=1.500 mm, dy=1.500 mm

Maximum value of SAR (interpolated) = 0.519 W/kg


Zoom Scan (5x5x7)/Cube 0: Measurement grid: dx=8mm, dy=8mm, dz=5mm

Reference Value = 15.84 V/m; Power Drift = 0.04 dB

Peak SAR (extrapolated) = 0.642 W/kg

SAR(1 g) = 0.341 W/kg; SAR(10 g) = 0.193 W/kg

Maximum value of SAR (measured) = 0.527 W/kg



Test Plot 48#: LTE Band 2_Body Right_Middle_50%RB**DUT: Mobile phone; Type: ENERGY E500S; Serial: 18051500521**

Communication System: Generic FDD-LTE; Frequency: 1880 MHz; Duty Cycle: 1:1
Medium parameters used: $f = 1880$ MHz; $\sigma = 1.492$ S/m; $\epsilon_r = 54.204$; $\rho = 1000$ kg/m³ ;
Phantom section: Left Section

DASY5 Configuration:

- Probe: EX3DV4 - SN7431; ConvF(8, 8, 8); Calibrated: 2017/9/30;
- Sensor-Surface: 1.4mm (Mechanical Surface Detection)
- Electronics: DAE4 Sn772; Calibrated: 2017/10/9
- Phantom: Triple Flat Phantom 5.1C; Type: QD 000 P51 CA; Serial: 1130
- Measurement SW: DASY52, Version 52.8 (8);

Area Scan (101x41x1): Interpolated grid: dx=1.500 mm, dy=1.500 mm

Maximum value of SAR (interpolated) = 0.403 W/kg


Zoom Scan (5x5x7)/Cube 0: Measurement grid: dx=8mm, dy=8mm, dz=5mm

Reference Value = 14.33 V/m; Power Drift = -0.16 dB

Peak SAR (extrapolated) = 0.494 W/kg

SAR(1 g) = 0.261 W/kg; SAR(10 g) = 0.148 W/kg

Maximum value of SAR (measured) = 0.400 W/kg



Test Plot 49#: LTE Band 2_Body Bottom_Middle_1RB**DUT: Mobile phone; Type: ENERGY E500S; Serial: 18051500521**

Communication System: Generic FDD-LTE; Frequency: 1880 MHz; Duty Cycle: 1:1
Medium parameters used: $f = 1880$ MHz; $\sigma = 1.492$ S/m; $\epsilon_r = 54.204$; $\rho = 1000$ kg/m³ ;
Phantom section: Left Section

DASY5 Configuration:

- Probe: EX3DV4 - SN7431; ConvF(8, 8, 8); Calibrated: 2017/9/30;
- Sensor-Surface: 1.4mm (Mechanical Surface Detection)
- Electronics: DAE4 Sn772; Calibrated: 2017/10/9
- Phantom: Triple Flat Phantom 5.1C; Type: QD 000 P51 CA; Serial: 1130
- Measurement SW: DASY52, Version 52.8 (8);

Area Scan (41x61x1): Interpolated grid: dx=1.500 mm, dy=1.500 mm

Maximum value of SAR (interpolated) = 0.715 W/kg


Zoom Scan (6x6x7)/Cube 0: Measurement grid: dx=8mm, dy=8mm, dz=5mm

Reference Value = 16.62 V/m; Power Drift = 0.12 dB

Peak SAR (extrapolated) = 1.45 W/kg

SAR(1 g) = 0.527 W/kg; SAR(10 g) = 0.214 W/kg

Maximum value of SAR (measured) = 0.730 W/kg



Test Plot 50#: LTE Band 2_Body Bottom_Middle_50%RB**DUT: Mobile phone; Type: ENERGY E500S; Serial: 18051500521**

Communication System: Generic FDD-LTE; Frequency: 1880 MHz; Duty Cycle: 1:1
Medium parameters used: $f = 1880$ MHz; $\sigma = 1.492$ S/m; $\epsilon_r = 54.204$; $\rho = 1000$ kg/m³ ;
Phantom section: Left Section

DASY5 Configuration:

- Probe: EX3DV4 - SN7431; ConvF(8, 8, 8); Calibrated: 2017/9/30;
- Sensor-Surface: 1.4mm (Mechanical Surface Detection)
- Electronics: DAE4 Sn772; Calibrated: 2017/10/9
- Phantom: Triple Flat Phantom 5.1C; Type: QD 000 P51 CA; Serial: 1130
- Measurement SW: DASY52, Version 52.8 (8);

Area Scan (41x61x1): Interpolated grid: dx=1.500 mm, dy=1.500 mm

Maximum value of SAR (interpolated) = 0.564 W/kg


Zoom Scan (5x5x7)/Cube 0: Measurement grid: dx=8mm, dy=8mm, dz=5mm

Reference Value = 18.57 V/m; Power Drift = -0.11 dB

Peak SAR (extrapolated) = 0.671 W/kg

SAR(1 g) = 0.361 W/kg; SAR(10 g) = 0.194 W/kg

Maximum value of SAR (measured) = 0.553 W/kg



Test Plot 51#: LTE Band 4_Head Left Cheek_Middle_1RB**DUT: Mobile phone; Type: ENERGY E500S; Serial: 18051500521**

Communication System: Generic FDD-LTE; Frequency: 1732.5 MHz; Duty Cycle: 1:1
Medium parameters used: $f = 1732.5$ MHz; $\sigma = 1.348$ S/m; $\epsilon_r = 41.129$; $\rho = 1000$ kg/m³ ;
Phantom section: Left Section

DASY5 Configuration:

- Probe: EX3DV4 - SN7431; ConvF(8.36, 8.36, 8.36); Calibrated: 2017/9/30;
- Sensor-Surface: 1.4mm (Mechanical Surface Detection)
- Electronics: DAE4 Sn772; Calibrated: 2017/10/9
- Phantom: Twin SAM; Type: Twin SAM V5.0; Serial: 1412
- Measurement SW: DASY52, Version 52.8 (8);

Area Scan (101x61x1): Interpolated grid: dx=1.500 mm, dy=1.500 mm

Maximum value of SAR (interpolated) = 0.241 W/kg

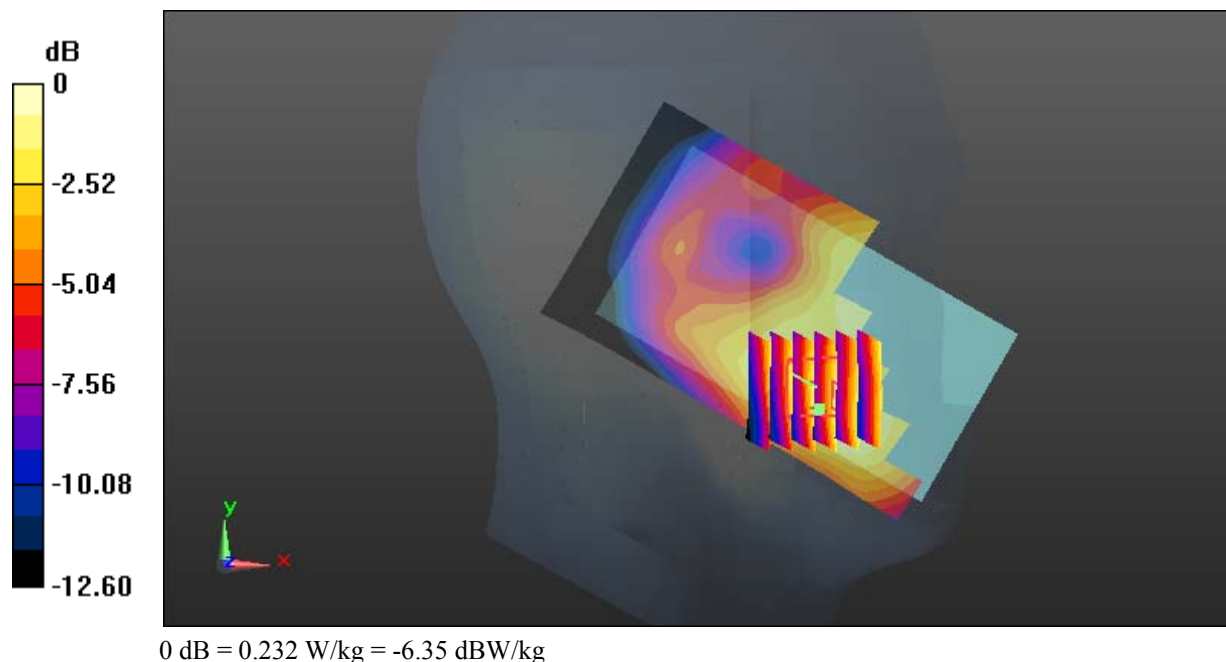
Zoom Scan (6x6x7)/Cube 0: Measurement grid: dx=8mm, dy=8mm, dz=5mm

Reference Value = 6.031 V/m; Power Drift = 0.11 dB

Peak SAR (extrapolated) = 0.273 W/kg

SAR(1 g) = 0.179 W/kg; SAR(10 g) = 0.121 W/kg

Maximum value of SAR (measured) = 0.232 W/kg



Test Plot 52#: LTE Band 4_Head Left Cheek_Middle_50%RB**DUT: Mobile phone; Type: ENERGY E500S; Serial: 18051500521**

Communication System: Generic FDD-LTE; Frequency: 1732.5 MHz; Duty Cycle: 1:1
Medium parameters used: $f = 1732.5$ MHz; $\sigma = 1.348$ S/m; $\epsilon_r = 41.129$; $\rho = 1000$ kg/m³ ;
Phantom section: Left Section

DASY5 Configuration:

- Probe: EX3DV4 - SN7431; ConvF(8.36, 8.36, 8.36); Calibrated: 2017/9/30;
- Sensor-Surface: 1.4mm (Mechanical Surface Detection)
- Electronics: DAE4 Sn772; Calibrated: 2017/10/9
- Phantom: Twin SAM; Type: Twin SAM V5.0; Serial: 1412
- Measurement SW: DASY52, Version 52.8 (8);

Area Scan (101x61x1): Interpolated grid: dx=1.500 mm, dy=1.500 mm

Maximum value of SAR (interpolated) = 0.233 W/kg

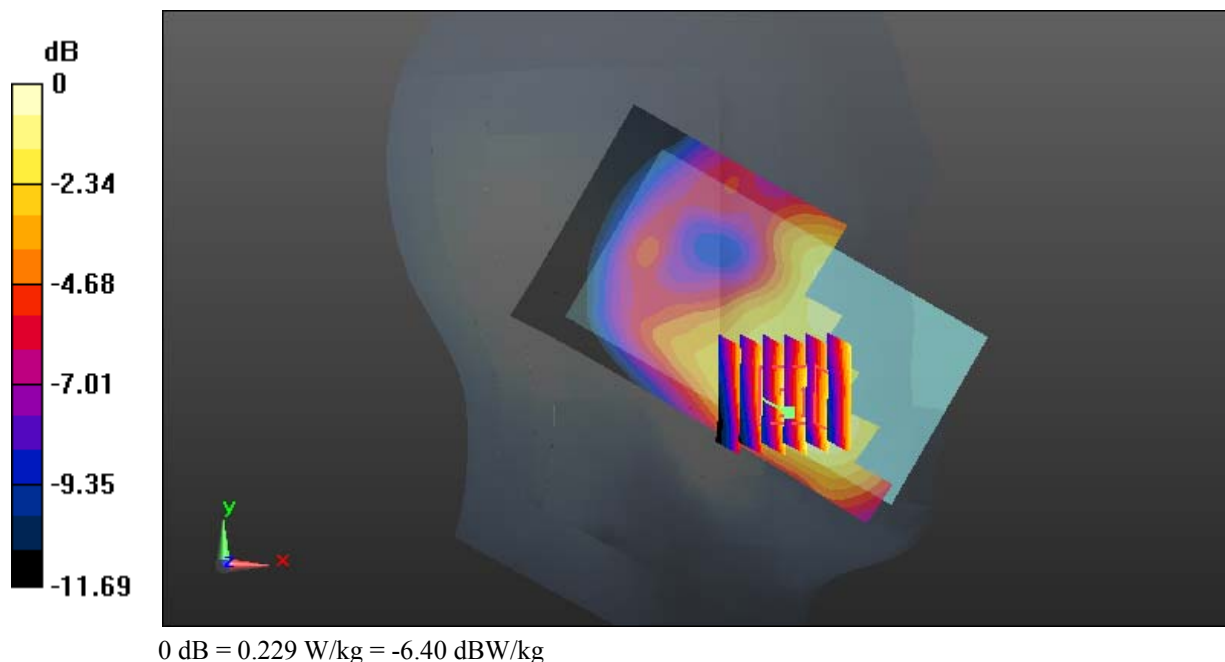
Zoom Scan (6x6x7)/Cube 0: Measurement grid: dx=8mm, dy=8mm, dz=5mm

Reference Value = 6.284 V/m; Power Drift = -0.14 dB

Peak SAR (extrapolated) = 0.266 W/kg

SAR(1 g) = 0.174 W/kg; SAR(10 g) = 0.117 W/kg

Maximum value of SAR (measured) = 0.229 W/kg



Test Plot 53#: LTE Band 4_Head Left Tilt_Middle_1RB**DUT: Mobile phone; Type: ENERGY E500S; Serial: 18051500521**

Communication System: Generic FDD-LTE; Frequency: 1732.5 MHz; Duty Cycle: 1:1
Medium parameters used: $f = 1732.5$ MHz; $\sigma = 1.348$ S/m; $\epsilon_r = 41.129$; $\rho = 1000$ kg/m³ ;
Phantom section: Left Section

DASY5 Configuration:

- Probe: EX3DV4 - SN7431; ConvF(8.36, 8.36, 8.36); Calibrated: 2017/9/30;
- Sensor-Surface: 1.4mm (Mechanical Surface Detection)
- Electronics: DAE4 Sn772; Calibrated: 2017/10/9
- Phantom: Twin SAM; Type: Twin SAM V5.0; Serial: 1412
- Measurement SW: DASY52, Version 52.8 (8);

Area Scan (101x61x1): Interpolated grid: dx=1.500 mm, dy=1.500 mm

Maximum value of SAR (interpolated) = 0.101 W/kg

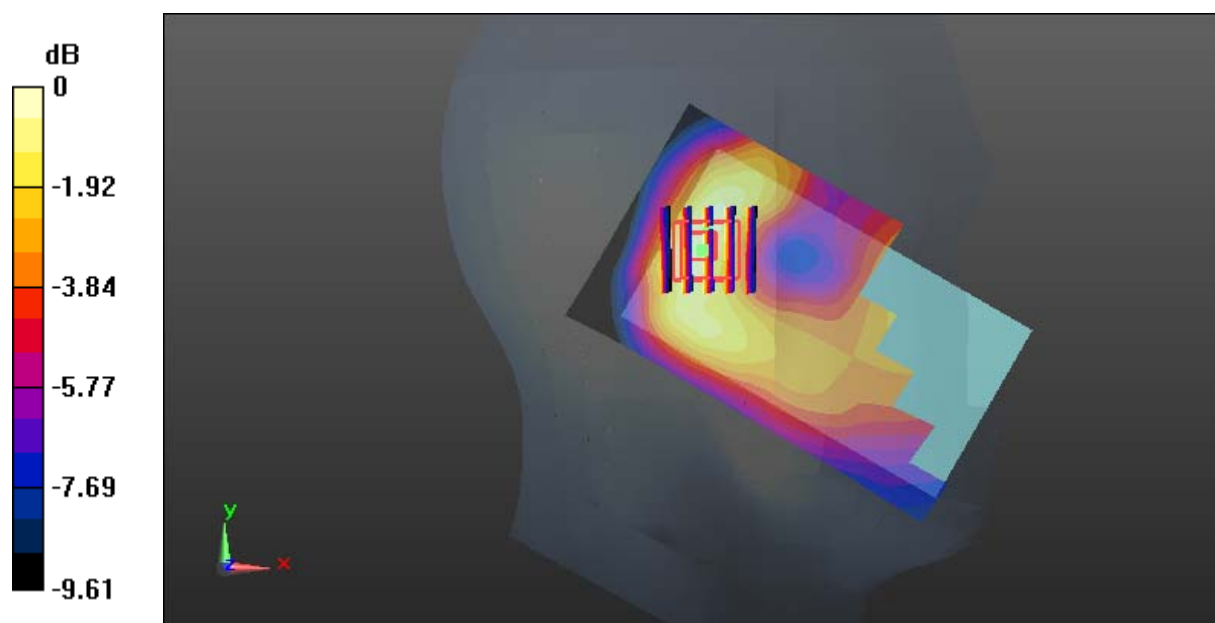
Zoom Scan (5x5x7)/Cube 0: Measurement grid: dx=8mm, dy=8mm, dz=5mm

Reference Value = 8.260 V/m; Power Drift = -0.07 dB

Peak SAR (extrapolated) = 0.122 W/kg

SAR(1 g) = 0.078 W/kg; SAR(10 g) = 0.050 W/kg

Maximum value of SAR (measured) = 0.103 W/kg



Test Plot 54#: LTE Band 4_Head Left Tilt_Middle_50%RB**DUT: Mobile phone; Type: ENERGY E500S; Serial: 18051500521**

Communication System: Generic FDD-LTE; Frequency: 1732.5 MHz; Duty Cycle: 1:1
Medium parameters used: $f = 1732.5$ MHz; $\sigma = 1.348$ S/m; $\epsilon_r = 41.129$; $\rho = 1000$ kg/m³ ;
Phantom section: Left Section

DASY5 Configuration:

- Probe: EX3DV4 - SN7431; ConvF(8.36, 8.36, 8.36); Calibrated: 2017/9/30;
- Sensor-Surface: 1.4mm (Mechanical Surface Detection)
- Electronics: DAE4 Sn772; Calibrated: 2017/10/9
- Phantom: Twin SAM; Type: Twin SAM V5.0; Serial: 1412
- Measurement SW: DASY52, Version 52.8 (8);

Area Scan (101x61x1): Interpolated grid: dx=1.500 mm, dy=1.500 mm

Maximum value of SAR (interpolated) = 0.0958 W/kg

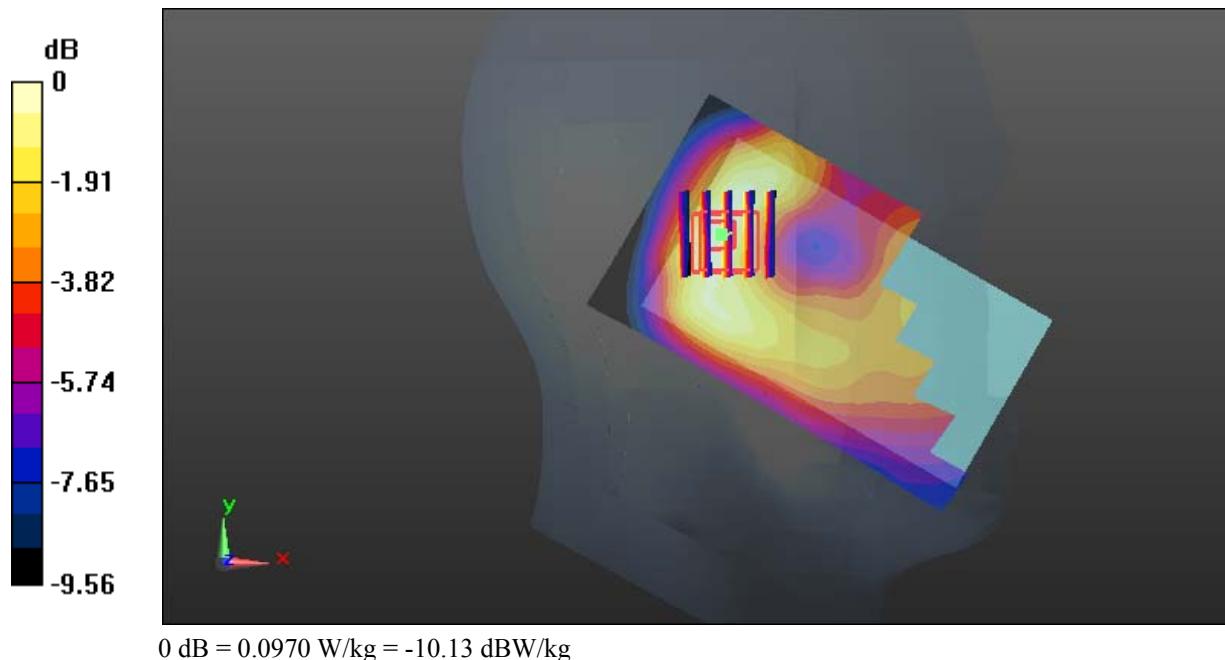
Zoom Scan (5x5x7)/Cube 0: Measurement grid: dx=8mm, dy=8mm, dz=5mm

Reference Value = 8.107 V/m; Power Drift = 0.14 dB

Peak SAR (extrapolated) = 0.115 W/kg

SAR(1 g) = 0.073 W/kg; SAR(10 g) = 0.048 W/kg

Maximum value of SAR (measured) = 0.0970 W/kg



Test Plot 55#: LTE Band 4_Head Right Cheek_Middle_1RB**DUT: Mobile phone; Type: ENERGY E500S; Serial: 18051500521**

Communication System: Generic FDD-LTE; Frequency: 1732.5 MHz; Duty Cycle: 1:1
Medium parameters used: $f = 1732.5$ MHz; $\sigma = 1.348$ S/m; $\epsilon_r = 41.129$; $\rho = 1000$ kg/m³ ;
Phantom section: Right Section

DASY5 Configuration:

- Probe: EX3DV4 - SN7431; ConvF(8.36, 8.36, 8.36); Calibrated: 2017/9/30;
- Sensor-Surface: 1.4mm (Mechanical Surface Detection)
- Electronics: DAE4 Sn772; Calibrated: 2017/10/9
- Phantom: Twin SAM; Type: Twin SAM V5.0; Serial: 1412
- Measurement SW: DASY52, Version 52.8 (8);

Area Scan (101x71x1): Interpolated grid: dx=1.500 mm, dy=1.500 mm

Maximum value of SAR (interpolated) = 0.443 W/kg


Zoom Scan (5x5x7)/Cube 0: Measurement grid: dx=8mm, dy=8mm, dz=5mm

Reference Value = 6.253 V/m; Power Drift = 0.19 dB

Peak SAR (extrapolated) = 0.532 W/kg

SAR(1 g) = 0.334 W/kg; SAR(10 g) = 0.219 W/kg

Maximum value of SAR (measured) = 0.454 W/kg



Test Plot 56#: LTE Band 4_Head Right Cheek_Middle_50%RB**DUT: Mobile phone; Type: ENERGY E500S; Serial: 18051500521**

Communication System: Generic FDD-LTE; Frequency: 1732.5 MHz; Duty Cycle: 1:1
Medium parameters used: $f = 1732.5$ MHz; $\sigma = 1.348$ S/m; $\epsilon_r = 41.129$; $\rho = 1000$ kg/m³ ;
Phantom section: Right Section

DASY5 Configuration:

- Probe: EX3DV4 - SN7431; ConvF(8.36, 8.36, 8.36); Calibrated: 2017/9/30;
- Sensor-Surface: 1.4mm (Mechanical Surface Detection)
- Electronics: DAE4 Sn772; Calibrated: 2017/10/9
- Phantom: Twin SAM; Type: Twin SAM V5.0; Serial: 1412
- Measurement SW: DASY52, Version 52.8 (8);

Area Scan (101x71x1): Interpolated grid: dx=1.500 mm, dy=1.500 mm

Maximum value of SAR (interpolated) = 0.440 W/kg


Zoom Scan (5x5x7)/Cube 0: Measurement grid: dx=8mm, dy=8mm, dz=5mm

Reference Value = 6.572 V/m; Power Drift = 0.18 dB

Peak SAR (extrapolated) = 0.505 W/kg

SAR(1 g) = 0.331 W/kg; SAR(10 g) = 0.217 W/kg

Maximum value of SAR (measured) = 0.430 W/kg



Test Plot 57#: LTE Band 4_Head Right Tilt_Middle_1RB**DUT: Mobile phone; Type: ENERGY E500S; Serial: 18051500521**

Communication System: Generic FDD-LTE; Frequency: 1732.5 MHz; Duty Cycle: 1:1
Medium parameters used: $f = 1732.5$ MHz; $\sigma = 1.348$ S/m; $\epsilon_r = 41.129$; $\rho = 1000$ kg/m³;
Phantom section: Right Section

DASY5 Configuration:

- Probe: EX3DV4 - SN7431; ConvF(8.36, 8.36, 8.36); Calibrated: 2017/9/30;
- Sensor-Surface: 1.4mm (Mechanical Surface Detection)
- Electronics: DAE4 Sn772; Calibrated: 2017/10/9
- Phantom: Twin SAM; Type: Twin SAM V5.0; Serial: 1412
- Measurement SW: DASY52, Version 52.8 (8);

Area Scan (101x71x1): Interpolated grid: dx=1.500 mm, dy=1.500 mm

Maximum value of SAR (interpolated) = 0.153 W/kg

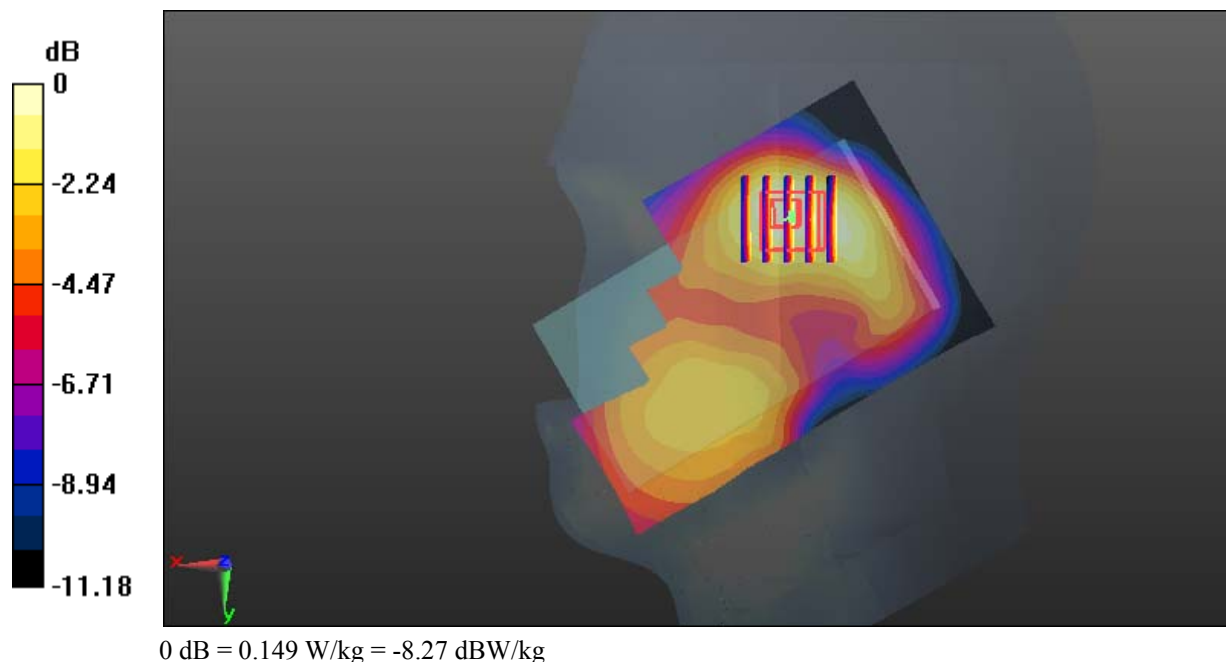
Zoom Scan (5x5x7)/Cube 0: Measurement grid: dx=8mm, dy=8mm, dz=5mm

Reference Value = 8.016 V/m; Power Drift = 0.18 dB

Peak SAR (extrapolated) = 0.176 W/kg

SAR(1 g) = 0.115 W/kg; SAR(10 g) = 0.077 W/kg

Maximum value of SAR (measured) = 0.149 W/kg



Test Plot 58#: LTE Band 4_Head Right Tilt_Middle_50%RB**DUT: Mobile phone; Type: ENERGY E500S; Serial: 18051500521**

Communication System: Generic FDD-LTE; Frequency: 1732.5 MHz; Duty Cycle: 1:1
Medium parameters used: $f = 1732.5$ MHz; $\sigma = 1.348$ S/m; $\epsilon_r = 41.129$; $\rho = 1000$ kg/m³ ;
Phantom section: Right Section

DASY5 Configuration:

- Probe: EX3DV4 - SN7431; ConvF(8.36, 8.36, 8.36); Calibrated: 2017/9/30;
- Sensor-Surface: 1.4mm (Mechanical Surface Detection)
- Electronics: DAE4 Sn772; Calibrated: 2017/10/9
- Phantom: Twin SAM; Type: Twin SAM V5.0; Serial: 1412
- Measurement SW: DASY52, Version 52.8 (8);

Area Scan (101x71x1): Interpolated grid: dx=1.500 mm, dy=1.500 mm

Maximum value of SAR (interpolated) = 0.296 W/kg

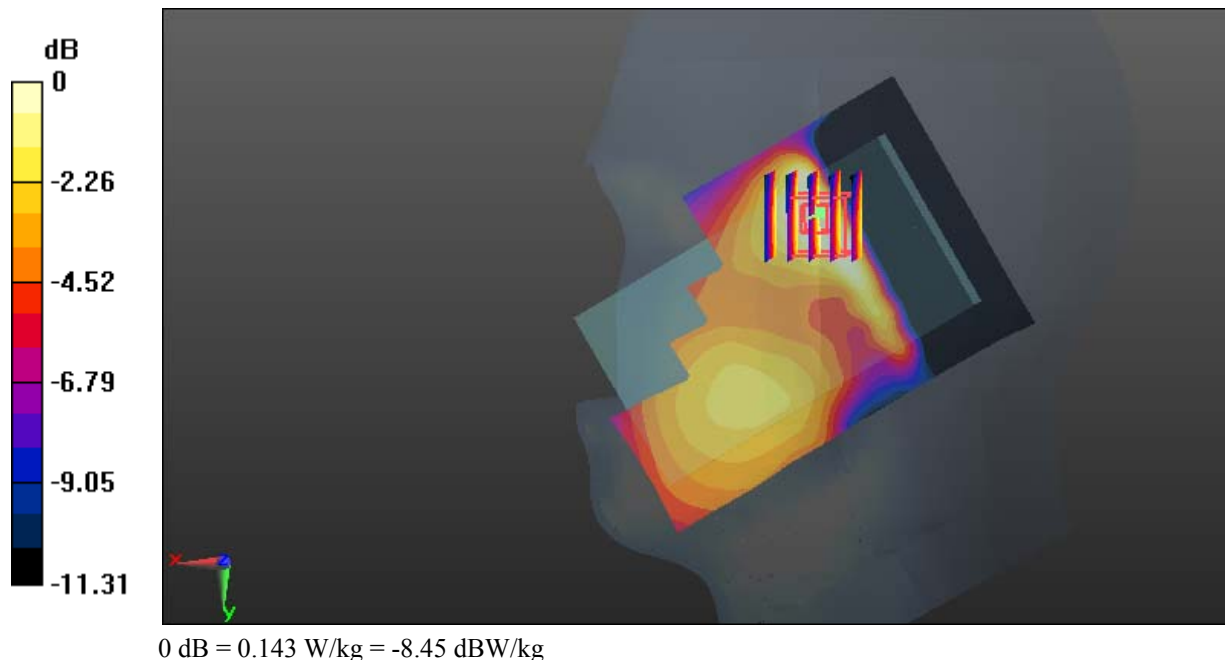
Zoom Scan (5x5x7)/Cube 0: Measurement grid: dx=8mm, dy=8mm, dz=5mm

Reference Value = 8.926 V/m; Power Drift = -0.14 dB

Peak SAR (extrapolated) = 0.162 W/kg

SAR(1 g) = 0.107 W/kg; SAR(10 g) = 0.071 W/kg

Maximum value of SAR (measured) = 0.143 W/kg



Test Plot 59#: LTE Band 4_Body Back_Middle_1RB**DUT: Mobile phone; Type: ENERGY E500S; Serial: 18051500521**

Communication System: Generic FDD-LTE; Frequency: 1732.5 MHz; Duty Cycle: 1:1
Medium parameters used: $f = 1732.5$ MHz; $\sigma = 1.529$ S/m; $\epsilon_r = 52.817$; $\rho = 1000$ kg/m³;
Phantom section: Left Section

DASY5 Configuration:

- Probe: EX3DV4 - SN7431; ConvF(8.23, 8.23, 8.23); Calibrated: 2017/9/30;
- Sensor-Surface: 1.4mm (Mechanical Surface Detection)
- Electronics: DAE4 Sn772; Calibrated: 2017/10/9
- Phantom: Triple Flat Phantom 5.1C; Type: QD 000 P51 CA; Serial: 1130
- Measurement SW: DASY52, Version 52.8 (8);

Area Scan (101x61x1): Interpolated grid: dx=1.500 mm, dy=1.500 mm

Maximum value of SAR (interpolated) = 0.814 W/kg

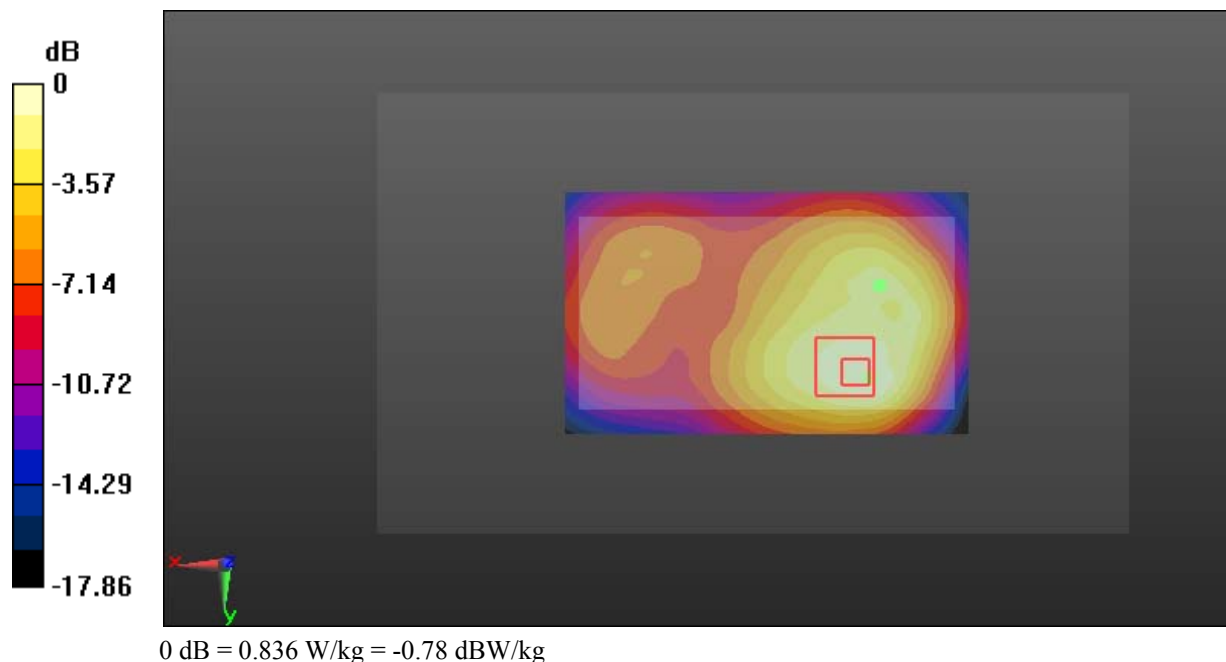
Zoom Scan (6x6x7)/Cube 0: Measurement grid: dx=8mm, dy=8mm, dz=5mm

Reference Value = 12.29 V/m; Power Drift = 0.17 dB

Peak SAR (extrapolated) = 1.04 W/kg

SAR(1 g) = 0.569 W/kg; SAR(10 g) = 0.325 W/kg

Maximum value of SAR (measured) = 0.836 W/kg



Test Plot 60#: LTE Band 4_Body Back_Middle_50%RB**DUT: Mobile phone; Type: ENERGY E500S; Serial: 18051500521**

Communication System: Generic FDD-LTE; Frequency: 1732.5 MHz; Duty Cycle: 1:1
Medium parameters used: $f = 1732.5$ MHz; $\sigma = 1.529$ S/m; $\epsilon_r = 52.817$; $\rho = 1000$ kg/m³ ;
Phantom section: Left Section

DASY5 Configuration:

- Probe: EX3DV4 - SN7431; ConvF(8.23, 8.23, 8.23); Calibrated: 2017/9/30;
- Sensor-Surface: 1.4mm (Mechanical Surface Detection)
- Electronics: DAE4 Sn772; Calibrated: 2017/10/9
- Phantom: Triple Flat Phantom 5.1C; Type: QD 000 P51 CA; Serial: 1130
- Measurement SW: DASY52, Version 52.8 (8);

Area Scan (101x61x1): Interpolated grid: dx=1.500 mm, dy=1.500 mm

Maximum value of SAR (interpolated) = 0.806 W/kg

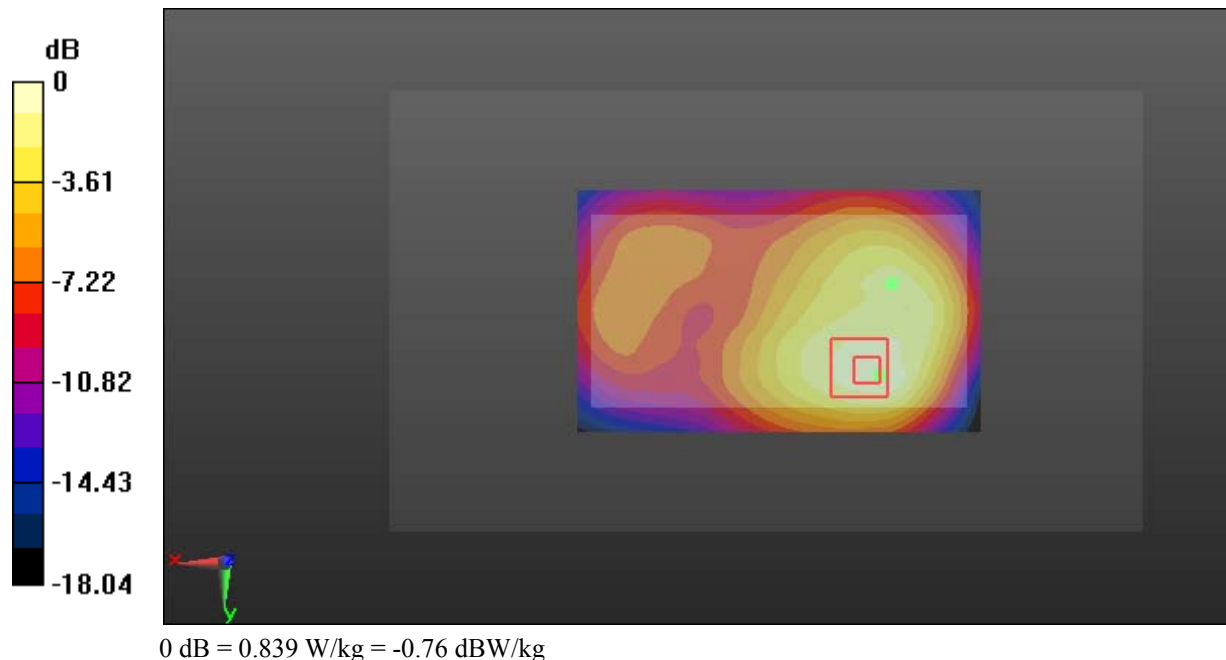
Zoom Scan (6x6x7)/Cube 0: Measurement grid: dx=8mm, dy=8mm, dz=5mm

Reference Value = 12.54 V/m; Power Drift = 0.11 dB

Peak SAR (extrapolated) = 1.04 W/kg

SAR(1 g) = 0.567 W/kg; SAR(10 g) = 0.325 W/kg

Maximum value of SAR (measured) = 0.839 W/kg



Test Plot 61#: LTE Band 4_Body Left_Middle_1RB**DUT: Mobile phone; Type: ENERGY E500S; Serial: 18051500521**

Communication System: Generic FDD-LTE; Frequency: 1732.5 MHz; Duty Cycle: 1:1
Medium parameters used: $f = 1732.5$ MHz; $\sigma = 1.529$ S/m; $\epsilon_r = 52.817$; $\rho = 1000$ kg/m³;
Phantom section: Left Section

DASY5 Configuration:

- Probe: EX3DV4 - SN7431; ConvF(8.23, 8.23, 8.23); Calibrated: 2017/9/30;
- Sensor-Surface: 1.4mm (Mechanical Surface Detection)
- Electronics: DAE4 Sn772; Calibrated: 2017/10/9
- Phantom: Triple Flat Phantom 5.1C; Type: QD 000 P51 CA; Serial: 1130
- Measurement SW: DASY52, Version 52.8 (8);

Area Scan (101x41x1): Interpolated grid: dx=1.500 mm, dy=1.500 mm

Maximum value of SAR (interpolated) = 0.153 W/kg


Zoom Scan (5x5x7)/Cube 0: Measurement grid: dx=8mm, dy=8mm, dz=5mm

Reference Value = 6.231 V/m; Power Drift = 0.07 dB

Peak SAR (extrapolated) = 0.187 W/kg

SAR(1 g) = 0.109 W/kg; SAR(10 g) = 0.067 W/kg

Maximum value of SAR (measured) = 0.159 W/kg



Test Plot 62#: LTE Band 4_Body Left_Middle_50%RB**DUT: Mobile phone; Type: ENERGY E500S; Serial: 18051500521**

Communication System: Generic FDD-LTE; Frequency: 1732.5 MHz; Duty Cycle: 1:1
Medium parameters used: $f = 1732.5$ MHz; $\sigma = 1.529$ S/m; $\epsilon_r = 52.817$; $\rho = 1000$ kg/m³;
Phantom section: Left Section

DASY5 Configuration:

- Probe: EX3DV4 - SN7431; ConvF(8.23, 8.23, 8.23); Calibrated: 2017/9/30;
- Sensor-Surface: 1.4mm (Mechanical Surface Detection)
- Electronics: DAE4 Sn772; Calibrated: 2017/10/9
- Phantom: Triple Flat Phantom 5.1C; Type: QD 000 P51 CA; Serial: 1130
- Measurement SW: DASY52, Version 52.8 (8);

Area Scan (101x41x1): Interpolated grid: dx=1.500 mm, dy=1.500 mm

Maximum value of SAR (interpolated) = 0.132 W/kg


Zoom Scan (5x5x7)/Cube 0: Measurement grid: dx=8mm, dy=8mm, dz=5mm

Reference Value = 5.849 V/m; Power Drift = -0.19 dB

Peak SAR (extrapolated) = 0.154 W/kg

SAR(1 g) = 0.092 W/kg; SAR(10 g) = 0.057 W/kg

Maximum value of SAR (measured) = 0.132 W/kg



Test Plot 63#: LTE Band 4_Body Right_Middle_1RB**DUT: Mobile phone; Type: ENERGY E500S; Serial: 18051500521**

Communication System: Generic FDD-LTE; Frequency: 1732.5 MHz; Duty Cycle: 1:1
Medium parameters used: $f = 1732.5$ MHz; $\sigma = 1.529$ S/m; $\epsilon_r = 52.817$; $\rho = 1000$ kg/m³ ;
Phantom section: Left Section

DASY5 Configuration:

- Probe: EX3DV4 - SN7431; ConvF(8.23, 8.23, 8.23); Calibrated: 2017/9/30;
- Sensor-Surface: 1.4mm (Mechanical Surface Detection)
- Electronics: DAE4 Sn772; Calibrated: 2017/10/9
- Phantom: Triple Flat Phantom 5.1C; Type: QD 000 P51 CA; Serial: 1130
- Measurement SW: DASY52, Version 52.8 (8);

Area Scan (101x41x1): Interpolated grid: dx=1.500 mm, dy=1.500 mm

Maximum value of SAR (interpolated) = 0.406 W/kg


Zoom Scan (5x5x7)/Cube 0: Measurement grid: dx=8mm, dy=8mm, dz=5mm

Reference Value = 10.86 V/m; Power Drift = 0.06 dB

Peak SAR (extrapolated) = 0.485 W/kg

SAR(1 g) = 0.272 W/kg; SAR(10 g) = 0.158 W/kg

Maximum value of SAR (measured) = 0.398 W/kg



Test Plot 64#: LTE Band 4_Body Right_Middle_50%RB**DUT: Mobile phone; Type: ENERGY E500S; Serial: 18051500521**

Communication System: Generic FDD-LTE; Frequency: 1732.5 MHz; Duty Cycle: 1:1
Medium parameters used: $f = 1732.5$ MHz; $\sigma = 1.529$ S/m; $\epsilon_r = 52.817$; $\rho = 1000$ kg/m³;
Phantom section: Left Section

DASY5 Configuration:

- Probe: EX3DV4 - SN7431; ConvF(8.23, 8.23, 8.23); Calibrated: 2017/9/30;
- Sensor-Surface: 1.4mm (Mechanical Surface Detection)
- Electronics: DAE4 Sn772; Calibrated: 2017/10/9
- Phantom: Triple Flat Phantom 5.1C; Type: QD 000 P51 CA; Serial: 1130
- Measurement SW: DASY52, Version 52.8 (8);

Area Scan (101x41x1): Interpolated grid: dx=1.500 mm, dy=1.500 mm

Maximum value of SAR (interpolated) = 0.401 W/kg


Zoom Scan (5x5x7)/Cube 0: Measurement grid: dx=8mm, dy=8mm, dz=5mm

Reference Value = 10.90 V/m; Power Drift = 0.02 dB

Peak SAR (extrapolated) = 0.479 W/kg

SAR(1 g) = 0.270 W/kg; SAR(10 g) = 0.156 W/kg

Maximum value of SAR (measured) = 0.394 W/kg



Test Plot 65#: LTE Band 4_Body Bottom_Middle_1RB**DUT: Mobile phone; Type: ENERGY E500S; Serial: 18051500521**

Communication System: Generic FDD-LTE; Frequency: 1732.5 MHz; Duty Cycle: 1:1
Medium parameters used: $f = 1732.5$ MHz; $\sigma = 1.529$ S/m; $\epsilon_r = 52.817$; $\rho = 1000$ kg/m³ ;
Phantom section: Left Section

DASY5 Configuration:

- Probe: EX3DV4 - SN7431; ConvF(8.23, 8.23, 8.23); Calibrated: 2017/9/30;
- Sensor-Surface: 1.4mm (Mechanical Surface Detection)
- Electronics: DAE4 Sn772; Calibrated: 2017/10/9
- Phantom: Triple Flat Phantom 5.1C; Type: QD 000 P51 CA; Serial: 1130
- Measurement SW: DASY52, Version 52.8 (8);

Area Scan (41x61x1): Interpolated grid: dx=1.500 mm, dy=1.500 mm

Maximum value of SAR (interpolated) = 0.662 W/kg


Zoom Scan (5x5x7)/Cube 0: Measurement grid: dx=8mm, dy=8mm, dz=5mm

Reference Value = 19.13 V/m; Power Drift = -0.11 dB

Peak SAR (extrapolated) = 0.785 W/kg

SAR(1 g) = 0.447 W/kg; SAR(10 g) = 0.251 W/kg

Maximum value of SAR (measured) = 0.665 W/kg



Test Plot 66#: LTE Band 4_Body Bottom_Middle_50%RB**DUT: Mobile phone; Type: ENERGY E500S; Serial: 18051500521**

Communication System: Generic FDD-LTE; Frequency: 1732.5 MHz; Duty Cycle: 1:1
Medium parameters used: $f = 1732.5$ MHz; $\sigma = 1.529$ S/m; $\epsilon_r = 52.817$; $\rho = 1000$ kg/m³ ;
Phantom section: Left Section

DASY5 Configuration:

- Probe: EX3DV4 - SN7431; ConvF(8.23, 8.23, 8.23); Calibrated: 2017/9/30;
- Sensor-Surface: 1.4mm (Mechanical Surface Detection)
- Electronics: DAE4 Sn772; Calibrated: 2017/10/9
- Phantom: Triple Flat Phantom 5.1C; Type: QD 000 P51 CA; Serial: 1130
- Measurement SW: DASY52, Version 52.8 (8);

Area Scan (41x61x1): Interpolated grid: dx=1.500 mm, dy=1.500 mm

Maximum value of SAR (interpolated) = 0.657 W/kg

Zoom Scan (5x5x7)/Cube 0: Measurement grid: dx=8mm, dy=8mm, dz=5mm

Reference Value = 19.04 V/m; Power Drift = -0.16 dB

Peak SAR (extrapolated) = 0.785 W/kg

SAR(1 g) = 0.443 W/kg; SAR(10 g) = 0.247 W/kg

Maximum value of SAR (measured) = 0.664 W/kg



Test Plot 67#: LTE Band 5_Head Left Cheek_Middle_1RB**DUT: Mobile phone; Type: ENERGY E500S; Serial: 18051500521**

Communication System: Generic FDD-LTE; Frequency: 836.5 MHz; Duty Cycle: 1:1
Medium parameters used: $f = 836.5$ MHz; $\sigma = 0.875$ S/m; $\epsilon_r = 42.333$; $\rho = 1000$ kg/m³ ;
Phantom section: Left Section

DASY5 Configuration:

- Probe: EX3DV4 - SN7431; ConvF(10.04, 10.04, 10.04); Calibrated: 2017/9/30;
- Sensor-Surface: 1.4mm (Mechanical Surface Detection)
- Electronics: DAE4 Sn772; Calibrated: 2017/10/9
- Phantom: Twin SAM; Type: Twin SAM V5.0; Serial: 1412
- Measurement SW: DASY52, Version 52.8 (8);

Area Scan (101x61x1): Interpolated grid: dx=1.500 mm, dy=1.500 mm

Maximum value of SAR (interpolated) = 0.0972 W/kg

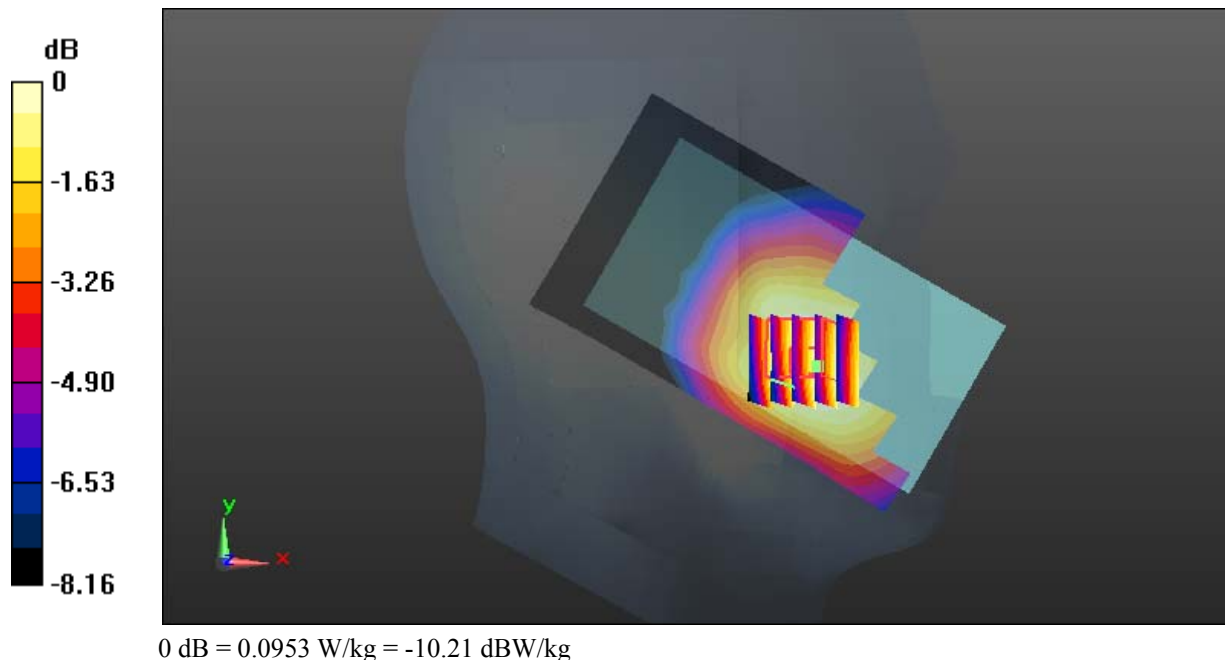
Zoom Scan (5x5x7)/Cube 0: Measurement grid: dx=8mm, dy=8mm, dz=5mm

Reference Value = 1.743 V/m; Power Drift = -0.19 dB

Peak SAR (extrapolated) = 0.108 W/kg

SAR(1 g) = 0.081 W/kg; SAR(10 g) = 0.063 W/kg

Maximum value of SAR (measured) = 0.0953 W/kg



Test Plot 68#: LTE Band 5_Head Left Cheek_Middle_50%RB**DUT: Mobile phone; Type: ENERGY E500S; Serial: 18051500521**

Communication System: Generic FDD-LTE; Frequency: 836.5 MHz; Duty Cycle: 1:1
Medium parameters used: $f = 836.5$ MHz; $\sigma = 0.875$ S/m; $\epsilon_r = 42.333$; $\rho = 1000$ kg/m³ ;
Phantom section: Left Section

DASY5 Configuration:

- Probe: EX3DV4 - SN7431; ConvF(10.04, 10.04, 10.04); Calibrated: 2017/9/30;
- Sensor-Surface: 1.4mm (Mechanical Surface Detection)
- Electronics: DAE4 Sn772; Calibrated: 2017/10/9
- Phantom: Twin SAM; Type: Twin SAM V5.0; Serial: 1412
- Measurement SW: DASY52, Version 52.8 (8);

Area Scan (101x61x1): Interpolated grid: dx=1.500 mm, dy=1.500 mm

Maximum value of SAR (interpolated) = 0.0761 W/kg


Zoom Scan (5x5x7)/Cube 0: Measurement grid: dx=8mm, dy=8mm, dz=5mm

Reference Value = 1.328 V/m; Power Drift = -0.15 dB

Peak SAR (extrapolated) = 0.0830 W/kg

SAR(1 g) = 0.065 W/kg; SAR(10 g) = 0.050 W/kg

Maximum value of SAR (measured) = 0.0767 W/kg



0 dB = 0.0767 W/kg = -11.15 dBW/kg

Test Plot 69#: LTE Band 5_Head Left Tilt_Middle_1RB**DUT: Mobile phone; Type: ENERGY E500S; Serial: 18051500521**

Communication System: Generic FDD-LTE; Frequency: 836.5 MHz; Duty Cycle: 1:1
Medium parameters used: $f = 836.5$ MHz; $\sigma = 0.875$ S/m; $\epsilon_r = 42.333$; $\rho = 1000$ kg/m³ ;
Phantom section: Left Section

DASY5 Configuration:

- Probe: EX3DV4 - SN7431; ConvF(10.04, 10.04, 10.04); Calibrated: 2017/9/30;
- Sensor-Surface: 1.4mm (Mechanical Surface Detection)
- Electronics: DAE4 Sn772; Calibrated: 2017/10/9
- Phantom: Twin SAM; Type: Twin SAM V5.0; Serial: 1412
- Measurement SW: DASY52, Version 52.8 (8);

Area Scan (101x61x1): Interpolated grid: dx=1.500 mm, dy=1.500 mm

Maximum value of SAR (interpolated) = 0.0451 W/kg


Zoom Scan (6x6x7)/Cube 0: Measurement grid: dx=8mm, dy=8mm, dz=5mm

Reference Value = 5.480 V/m; Power Drift = -0.18 dB

Peak SAR (extrapolated) = 0.0480 W/kg

SAR(1 g) = 0.040 W/kg; SAR(10 g) = 0.033 W/kg

Maximum value of SAR (measured) = 0.0458 W/kg



0 dB = 0.0458 W/kg = -13.39 dBW/kg

Test Plot 70#: LTE Band 5_Head Left Tilt_Middle_50%RB**DUT: Mobile phone; Type: ENERGY E500S; Serial: 18051500521**

Communication System: Generic FDD-LTE; Frequency: 836.5 MHz; Duty Cycle: 1:1
Medium parameters used: $f = 836.5$ MHz; $\sigma = 0.875$ S/m; $\epsilon_r = 42.333$; $\rho = 1000$ kg/m³ ;
Phantom section: Left Section

DASY5 Configuration:

- Probe: EX3DV4 - SN7431; ConvF(10.04, 10.04, 10.04); Calibrated: 2017/9/30;
- Sensor-Surface: 1.4mm (Mechanical Surface Detection)
- Electronics: DAE4 Sn772; Calibrated: 2017/10/9
- Phantom: Twin SAM; Type: Twin SAM V5.0; Serial: 1412
- Measurement SW: DASY52, Version 52.8 (8);

Area Scan (101x61x1): Interpolated grid: dx=1.500 mm, dy=1.500 mm

Maximum value of SAR (interpolated) = 0.0356 W/kg

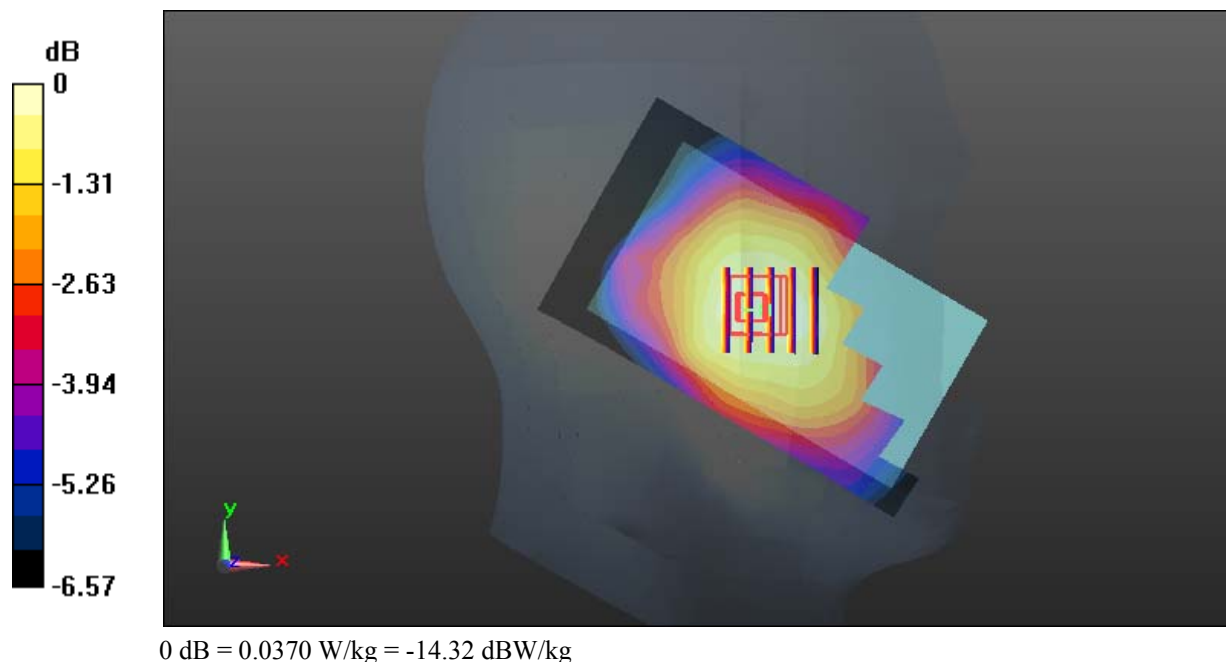
Zoom Scan (5x5x7)/Cube 0: Measurement grid: dx=8mm, dy=8mm, dz=5mm

Reference Value = 4.633 V/m; Power Drift = -0.18 dB

Peak SAR (extrapolated) = 0.0390 W/kg

SAR(1 g) = 0.032 W/kg; SAR(10 g) = 0.026 W/kg

Maximum value of SAR (measured) = 0.0370 W/kg



Test Plot 71#: LTE Band 5_Head Right Cheek_Middle_1RB**DUT: Mobile phone; Type: ENERGY E500S; Serial: 18051500521**

Communication System: Generic FDD-LTE; Frequency: 836.5 MHz; Duty Cycle: 1:1
Medium parameters used: $f = 836.5$ MHz; $\sigma = 0.875$ S/m; $\epsilon_r = 42.333$; $\rho = 1000$ kg/m³ ;
Phantom section: Right Section

DASY5 Configuration:

- Probe: EX3DV4 - SN7431; ConvF(10.04, 10.04, 10.04); Calibrated: 2017/9/30;
- Sensor-Surface: 1.4mm (Mechanical Surface Detection)
- Electronics: DAE4 Sn772; Calibrated: 2017/10/9
- Phantom: Twin SAM; Type: Twin SAM V5.0; Serial: 1412
- Measurement SW: DASY52, Version 52.8 (8);

Area Scan (101x61x1): Interpolated grid: dx=1.500 mm, dy=1.500 mm

Maximum value of SAR (interpolated) = 0.0866 W/kg


Zoom Scan (5x5x7)/Cube 0: Measurement grid: dx=8mm, dy=8mm, dz=5mm

Reference Value = 3.616 V/m; Power Drift = -0.02 dB

Peak SAR (extrapolated) = 0.0870 W/kg

SAR(1 g) = 0.069 W/kg; SAR(10 g) = 0.054 W/kg

Maximum value of SAR (measured) = 0.0799 W/kg



Test Plot 72#: LTE Band 5_Head Right Cheek_Middle_50%RB**DUT: Mobile phone; Type: ENERGY E500S; Serial: 18051500521**

Communication System: Generic FDD-LTE; Frequency: 836.5 MHz; Duty Cycle: 1:1
Medium parameters used: $f = 836.5$ MHz; $\sigma = 0.875$ S/m; $\epsilon_r = 42.333$; $\rho = 1000$ kg/m³ ;
Phantom section: Right Section

DASY5 Configuration:

- Probe: EX3DV4 - SN7431; ConvF(10.04, 10.04, 10.04); Calibrated: 2017/9/30;
- Sensor-Surface: 1.4mm (Mechanical Surface Detection)
- Electronics: DAE4 Sn772; Calibrated: 2017/10/9
- Phantom: Twin SAM; Type: Twin SAM V5.0; Serial: 1412
- Measurement SW: DASY52, Version 52.8 (8);

Area Scan (101x61x1): Interpolated grid: dx=1.500 mm, dy=1.500 mm

Maximum value of SAR (interpolated) = 0.0702 W/kg


Zoom Scan (5x5x7)/Cube 0: Measurement grid: dx=8mm, dy=8mm, dz=5mm

Reference Value = 1.189 V/m; Power Drift = 0.17 dB

Peak SAR (extrapolated) = 0.0740 W/kg

SAR(1 g) = 0.059 W/kg; SAR(10 g) = 0.047 W/kg

Maximum value of SAR (measured) = 0.0683 W/kg



Test Plot 73#: LTE Band 5_Head Right Tilt_Middle_1RB**DUT: Mobile phone; Type: ENERGY E500S; Serial: 18051500521**

Communication System: Generic FDD-LTE; Frequency: 836.5 MHz; Duty Cycle: 1:1
Medium parameters used: $f = 836.5$ MHz; $\sigma = 0.875$ S/m; $\epsilon_r = 42.333$; $\rho = 1000$ kg/m³ ;
Phantom section: Right Section

DASY5 Configuration:

- Probe: EX3DV4 - SN7431; ConvF(10.04, 10.04, 10.04); Calibrated: 2017/9/30;
- Sensor-Surface: 1.4mm (Mechanical Surface Detection)
- Electronics: DAE4 Sn772; Calibrated: 2017/10/9
- Phantom: Twin SAM; Type: Twin SAM V5.0; Serial: 1412
- Measurement SW: DASY52, Version 52.8 (8);

Area Scan (101x61x1): Interpolated grid: dx=1.500 mm, dy=1.500 mm

Maximum value of SAR (interpolated) = 0.0469 W/kg

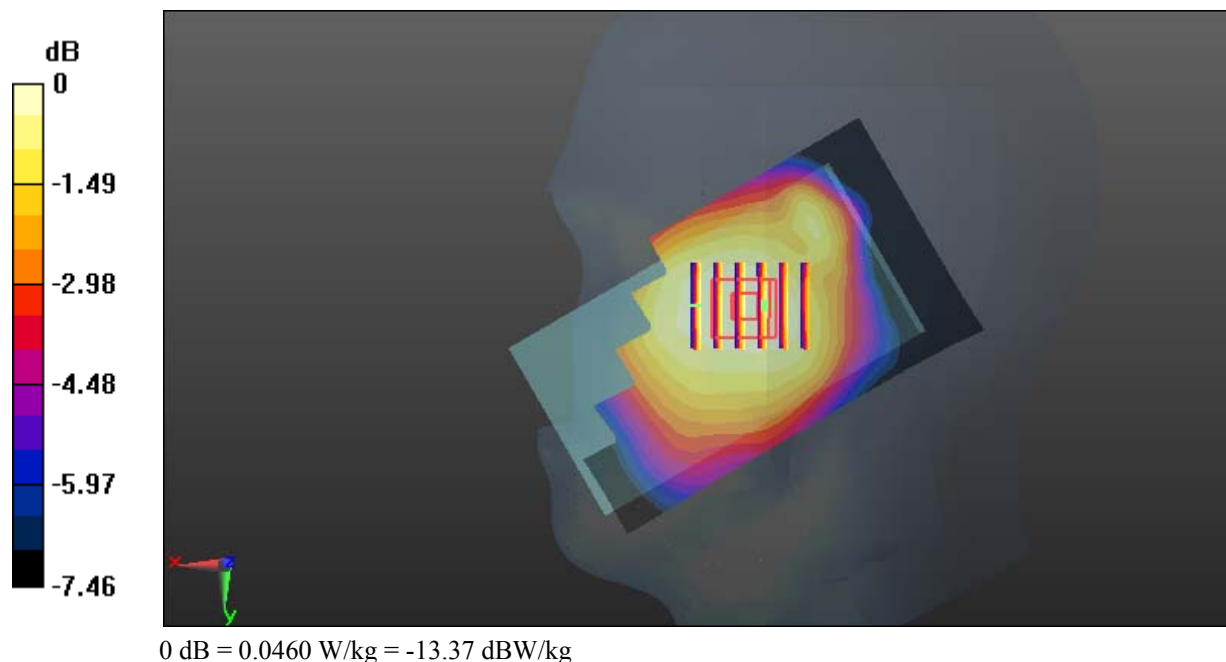
Zoom Scan (6x5x7)/Cube 0: Measurement grid: dx=8mm, dy=8mm, dz=5mm

Reference Value = 5.799 V/m; Power Drift = -0.15 dB

Peak SAR (extrapolated) = 0.0490 W/kg

SAR(1 g) = 0.041 W/kg; SAR(10 g) = 0.033 W/kg

Maximum value of SAR (measured) = 0.0460 W/kg



Test Plot 74#: LTE Band 5_Head Right Tilt_Middle_50%RB**DUT: Mobile phone; Type: ENERGY E500S; Serial: 18051500521**

Communication System: Generic FDD-LTE; Frequency: 836.5 MHz; Duty Cycle: 1:1
Medium parameters used: $f = 836.5$ MHz; $\sigma = 0.875$ S/m; $\epsilon_r = 42.333$; $\rho = 1000$ kg/m³ ;
Phantom section: Right Section

DASY5 Configuration:

- Probe: EX3DV4 - SN7431; ConvF(10.04, 10.04, 10.04); Calibrated: 2017/9/30;
- Sensor-Surface: 1.4mm (Mechanical Surface Detection)
- Electronics: DAE4 Sn772; Calibrated: 2017/10/9
- Phantom: Twin SAM; Type: Twin SAM V5.0; Serial: 1412
- Measurement SW: DASY52, Version 52.8 (8);

Area Scan (101x61x1): Interpolated grid: dx=1.500 mm, dy=1.500 mm

Maximum value of SAR (interpolated) = 0.0368 W/kg


Zoom Scan (6x5x7)/Cube 0: Measurement grid: dx=8mm, dy=8mm, dz=5mm

Reference Value = 4.539 V/m; Power Drift = -0.13 dB

Peak SAR (extrapolated) = 0.0390 W/kg

SAR(1 g) = 0.033 W/kg; SAR(10 g) = 0.026 W/kg

Maximum value of SAR (measured) = 0.0367 W/kg



Test Plot 75#: LTE Band 5_Body Back_Middle_1RB**DUT: Mobile phone; Type: ENERGY E500S; Serial: 18051500521**

Communication System: Generic FDD-LTE; Frequency: 836.5 MHz; Duty Cycle: 1:1
Medium parameters used: $f = 836.5$ MHz; $\sigma = 0.954$ S/m; $\epsilon_r = 57.282$; $\rho = 1000$ kg/m³ ;
Phantom section: Right Section

DASY5 Configuration:

- Probe: EX3DV4 - SN7431; ConvF(10.11, 10.11, 10.11); Calibrated: 2017/9/30;
- Sensor-Surface: 1.4mm (Mechanical Surface Detection)
- Electronics: DAE4 Sn772; Calibrated: 2017/10/9
- Phantom: Triple Flat Phantom 5.1C; Type: QD 000 P51 CA; Serial: 1130
- Measurement SW: DASY52, Version 52.8 (8);

Area Scan (101x61x1): Interpolated grid: dx=1.500 mm, dy=1.500 mm

Maximum value of SAR (interpolated) = 0.243 W/kg


Zoom Scan (8x7x7)/Cube 0: Measurement grid: dx=8mm, dy=8mm, dz=5mm

Reference Value = 13.17 V/m; Power Drift = -0.10 dB

Peak SAR (extrapolated) = 0.265 W/kg

SAR(1 g) = 0.176 W/kg; SAR(10 g) = 0.129 W/kg

Maximum value of SAR (measured) = 0.219 W/kg



Test Plot 76#: LTE Band 5_Body Back_Middle_50%RB**DUT: Mobile phone; Type: ENERGY E500S; Serial: 18051500521**

Communication System: Generic FDD-LTE; Frequency: 836.5 MHz; Duty Cycle: 1:1
Medium parameters used: $f = 836.5$ MHz; $\sigma = 0.954$ S/m; $\epsilon_r = 57.282$; $\rho = 1000$ kg/m³ ;
Phantom section: Right Section

DASY5 Configuration:

- Probe: EX3DV4 - SN7431; ConvF(10.11, 10.11, 10.11); Calibrated: 2017/9/30;
- Sensor-Surface: 1.4mm (Mechanical Surface Detection)
- Electronics: DAE4 Sn772; Calibrated: 2017/10/9
- Phantom: Triple Flat Phantom 5.1C; Type: QD 000 P51 CA; Serial: 1130
- Measurement SW: DASY52, Version 52.8 (8);

Area Scan (101x61x1): Interpolated grid: dx=1.500 mm, dy=1.500 mm

Maximum value of SAR (interpolated) = 0.202 W/kg


Zoom Scan (8x8x7)/Cube 0: Measurement grid: dx=8mm, dy=8mm, dz=5mm

Reference Value = 11.81 V/m; Power Drift = 0.03 dB

Peak SAR (extrapolated) = 0.221 W/kg

SAR(1 g) = 0.142 W/kg; SAR(10 g) = 0.104 W/kg

Maximum value of SAR (measured) = 0.182 W/kg



Test Plot 77#: LTE Band 5_Body Left_Middle_1RB**DUT: Mobile phone; Type: ENERGY E500S; Serial: 18051500521**

Communication System: Generic FDD-LTE; Frequency: 836.5 MHz; Duty Cycle: 1:1
Medium parameters used: $f = 836.5$ MHz; $\sigma = 0.954$ S/m; $\epsilon_r = 57.282$; $\rho = 1000$ kg/m³ ;
Phantom section: Right Section

DASY5 Configuration:

- Probe: EX3DV4 - SN7431; ConvF(10.11, 10.11, 10.11); Calibrated: 2017/9/30;
- Sensor-Surface: 1.4mm (Mechanical Surface Detection)
- Electronics: DAE4 Sn772; Calibrated: 2017/10/9
- Phantom: Triple Flat Phantom 5.1C; Type: QD 000 P51 CA; Serial: 1130
- Measurement SW: DASY52, Version 52.8 (8);

Area Scan (101x41x1): Interpolated grid: dx=1.500 mm, dy=1.500 mm

Maximum value of SAR (interpolated) = 0.0848 W/kg


Zoom Scan (5x5x7)/Cube 0: Measurement grid: dx=8mm, dy=8mm, dz=5mm

Reference Value = 9.741 V/m; Power Drift = -0.01 dB

Peak SAR (extrapolated) = 0.0980 W/kg

SAR(1 g) = 0.067 W/kg; SAR(10 g) = 0.047 W/kg

Maximum value of SAR (measured) = 0.0873 W/kg



Test Plot 78#: LTE Band 5_Body Left_Middle_50%RB**DUT: Mobile phone; Type: ENERGY E500S; Serial: 18051500521**

Communication System: Generic FDD-LTE; Frequency: 836.5 MHz; Duty Cycle: 1:1
Medium parameters used: $f = 836.5$ MHz; $\sigma = 0.954$ S/m; $\epsilon_r = 57.282$; $\rho = 1000$ kg/m³ ;
Phantom section: Right Section

DASY5 Configuration:

- Probe: EX3DV4 - SN7431; ConvF(10.11, 10.11, 10.11); Calibrated: 2017/9/30;
- Sensor-Surface: 1.4mm (Mechanical Surface Detection)
- Electronics: DAE4 Sn772; Calibrated: 2017/10/9
- Phantom: Triple Flat Phantom 5.1C; Type: QD 000 P51 CA; Serial: 1130
- Measurement SW: DASY52, Version 52.8 (8);

Area Scan (101x41x1): Interpolated grid: dx=1.500 mm, dy=1.500 mm

Maximum value of SAR (interpolated) = 0.0680 W/kg


Zoom Scan (5x5x7)/Cube 0: Measurement grid: dx=8mm, dy=8mm, dz=5mm

Reference Value = 8.607 V/m; Power Drift = -0.08 dB

Peak SAR (extrapolated) = 0.0770 W/kg

SAR(1 g) = 0.053 W/kg; SAR(10 g) = 0.037 W/kg

Maximum value of SAR (measured) = 0.0690 W/kg



Test Plot 79#: LTE Band 5_Body Right_Middle_1RB**DUT: Mobile phone; Type: ENERGY E500S; Serial: 18051500521**

Communication System: Generic FDD-LTE; Frequency: 836.5 MHz; Duty Cycle: 1:1
Medium parameters used: $f = 836.5$ MHz; $\sigma = 0.954$ S/m; $\epsilon_r = 57.282$; $\rho = 1000$ kg/m³ ;
Phantom section: Right Section

DASY5 Configuration:

- Probe: EX3DV4 - SN7431; ConvF(10.11, 10.11, 10.11); Calibrated: 2017/9/30;
- Sensor-Surface: 1.4mm (Mechanical Surface Detection)
- Electronics: DAE4 Sn772; Calibrated: 2017/10/9
- Phantom: Triple Flat Phantom 5.1C; Type: QD 000 P51 CA; Serial: 1130
- Measurement SW: DASY52, Version 52.8 (8);

Area Scan (101x41x1): Interpolated grid: dx=1.500 mm, dy=1.500 mm

Maximum value of SAR (interpolated) = 0.146 W/kg


Zoom Scan (5x5x7)/Cube 0: Measurement grid: dx=8mm, dy=8mm, dz=5mm

Reference Value = 12.82 V/m; Power Drift = -0.06 dB

Peak SAR (extrapolated) = 0.169 W/kg

SAR(1 g) = 0.115 W/kg; SAR(10 g) = 0.081 W/kg

Maximum value of SAR (measured) = 0.150 W/kg



Test Plot 80#: LTE Band 5_Body Right_Middle_50%RB**DUT: Mobile phone; Type: ENERGY E500S; Serial: 18051500521**

Communication System: Generic FDD-LTE; Frequency: 836.5 MHz; Duty Cycle: 1:1
Medium parameters used: $f = 836.5$ MHz; $\sigma = 0.954$ S/m; $\epsilon_r = 57.282$; $\rho = 1000$ kg/m³ ;
Phantom section: Right Section

DASY5 Configuration:

- Probe: EX3DV4 - SN7431; ConvF(10.11, 10.11, 10.11); Calibrated: 2017/9/30;
- Sensor-Surface: 1.4mm (Mechanical Surface Detection)
- Electronics: DAE4 Sn772; Calibrated: 2017/10/9
- Phantom: Triple Flat Phantom 5.1C; Type: QD 000 P51 CA; Serial: 1130
- Measurement SW: DASY52, Version 52.8 (8);

Area Scan (101x41x1): Interpolated grid: dx=1.500 mm, dy=1.500 mm

Maximum value of SAR (interpolated) = 0.116 W/kg


Zoom Scan (5x5x7)/Cube 0: Measurement grid: dx=8mm, dy=8mm, dz=5mm

Reference Value = 11.41 V/m; Power Drift = -0.03 dB

Peak SAR (extrapolated) = 0.133 W/kg

SAR(1 g) = 0.091 W/kg; SAR(10 g) = 0.064 W/kg

Maximum value of SAR (measured) = 0.118 W/kg



Test Plot 81#: LTE Band 5_Body Bottom_Middle_1RB**DUT: Mobile phone; Type: ENERGY E500S; Serial: 18051500521**

Communication System: Generic FDD-LTE; Frequency: 836.5 MHz; Duty Cycle: 1:1
Medium parameters used: $f = 836.5$ MHz; $\sigma = 0.954$ S/m; $\epsilon_r = 57.282$; $\rho = 1000$ kg/m³ ;
Phantom section: Right Section

DASY5 Configuration:

- Probe: EX3DV4 - SN7431; ConvF(10.11, 10.11, 10.11); Calibrated: 2017/9/30;
- Sensor-Surface: 1.4mm (Mechanical Surface Detection)
- Electronics: DAE4 Sn772; Calibrated: 2017/10/9
- Phantom: Triple Flat Phantom 5.1C; Type: QD 000 P51 CA; Serial: 1130
- Measurement SW: DASY52, Version 52.8 (8);

Area Scan (41x61x1): Interpolated grid: dx=1.500 mm, dy=1.500 mm

Maximum value of SAR (interpolated) = 0.175 W/kg


Zoom Scan (5x5x7)/Cube 0: Measurement grid: dx=8mm, dy=8mm, dz=5mm

Reference Value = 13.59 V/m; Power Drift = -0.06 dB

Peak SAR (extrapolated) = 0.215 W/kg

SAR(1 g) = 0.108 W/kg; SAR(10 g) = 0.065 W/kg

Maximum value of SAR (measured) = 0.169 W/kg



Test Plot 82#: LTE Band 5_Body Bottom_Middle_50%RB**DUT: Mobile phone; Type: ENERGY E500S; Serial: 18051500521**

Communication System: Generic FDD-LTE; Frequency: 836.5 MHz; Duty Cycle: 1:1
Medium parameters used: $f = 836.5$ MHz; $\sigma = 0.954$ S/m; $\epsilon_r = 57.282$; $\rho = 1000$ kg/m³ ;
Phantom section: Right Section

DASY5 Configuration:

- Probe: EX3DV4 - SN7431; ConvF(10.11, 10.11, 10.11); Calibrated: 2017/9/30;
- Sensor-Surface: 1.4mm (Mechanical Surface Detection)
- Electronics: DAE4 Sn772; Calibrated: 2017/10/9
- Phantom: Triple Flat Phantom 5.1C; Type: QD 000 P51 CA; Serial: 1130
- Measurement SW: DASY52, Version 52.8 (8);

Area Scan (41x61x1): Interpolated grid: dx=1.500 mm, dy=1.500 mm

Maximum value of SAR (interpolated) = 0.137 W/kg


Zoom Scan (6x6x7)/Cube 0: Measurement grid: dx=8mm, dy=8mm, dz=5mm

Reference Value = 11.95 V/m; Power Drift = 0.01 dB

Peak SAR (extrapolated) = 0.179 W/kg

SAR(1 g) = 0.086 W/kg; SAR(10 g) = 0.051 W/kg

Maximum value of SAR (measured) = 0.139 W/kg



Test Plot 83#: LTE Band 7_Head Left Cheek_Middle_1RB**DUT: Mobile phone; Type: ENERGY E500S; Serial: 18051500521**

Communication System: Generic FDD-LTE; Frequency: 2535 MHz; Duty Cycle: 1:1
Medium parameters used: $f = 2535$ MHz; $\sigma = 1.899$ S/m; $\epsilon_r = 40.07$; $\rho = 1000$ kg/m³ ;
Phantom section: Left Section

DASY5 Configuration:

- Probe: EX3DV4 - SN7431; ConvF(7.86, 7.86, 7.86); Calibrated: 2017/9/30;
- Sensor-Surface: 1.4mm (Mechanical Surface Detection)
- Electronics: DAE4 Sn772; Calibrated: 2017/10/9
- Phantom: Twin SAM; Type: Twin SAM V5.0; Serial: 1412
- Measurement SW: DASY52, Version 52.8 (8);

Area Scan (131x81x1): Interpolated grid: dx=1.200 mm, dy=1.200 mm

Maximum value of SAR (interpolated) = 0.208 W/kg

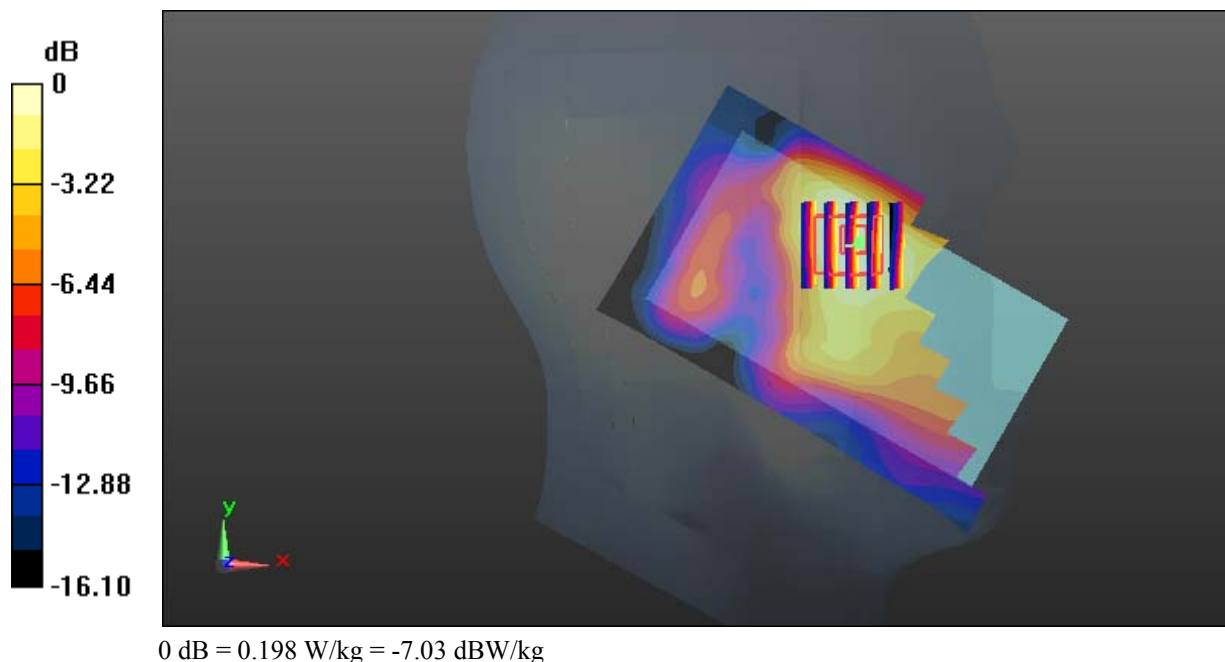
Zoom Scan (5x5x7)/Cube 0: Measurement grid: dx=8mm, dy=8mm, dz=5mm

Reference Value = 3.964 V/m; Power Drift = 0.16 dB

Peak SAR (extrapolated) = 0.253 W/kg

SAR(1 g) = 0.139 W/kg; SAR(10 g) = 0.079 W/kg

Maximum value of SAR (measured) = 0.198 W/kg



Test Plot 84#: LTE Band 7_Head Left Cheek_Middle_50%RB**DUT: Mobile phone; Type: ENERGY E500S; Serial: 18051500521**

Communication System: Generic FDD-LTE; Frequency: 2535 MHz; Duty Cycle: 1:1
Medium parameters used: $f = 2535$ MHz; $\sigma = 1.899$ S/m; $\epsilon_r = 40.07$; $\rho = 1000$ kg/m³ ;
Phantom section: Left Section

DASY5 Configuration:

- Probe: EX3DV4 - SN7431; ConvF(7.86, 7.86, 7.86); Calibrated: 2017/9/30;
- Sensor-Surface: 1.4mm (Mechanical Surface Detection)
- Electronics: DAE4 Sn772; Calibrated: 2017/10/9
- Phantom: Twin SAM; Type: Twin SAM V5.0; Serial: 1412
- Measurement SW: DASY52, Version 52.8 (8);

Area Scan (131x81x1): Interpolated grid: dx=1.200 mm, dy=1.200 mm

Maximum value of SAR (interpolated) = 0.158 W/kg

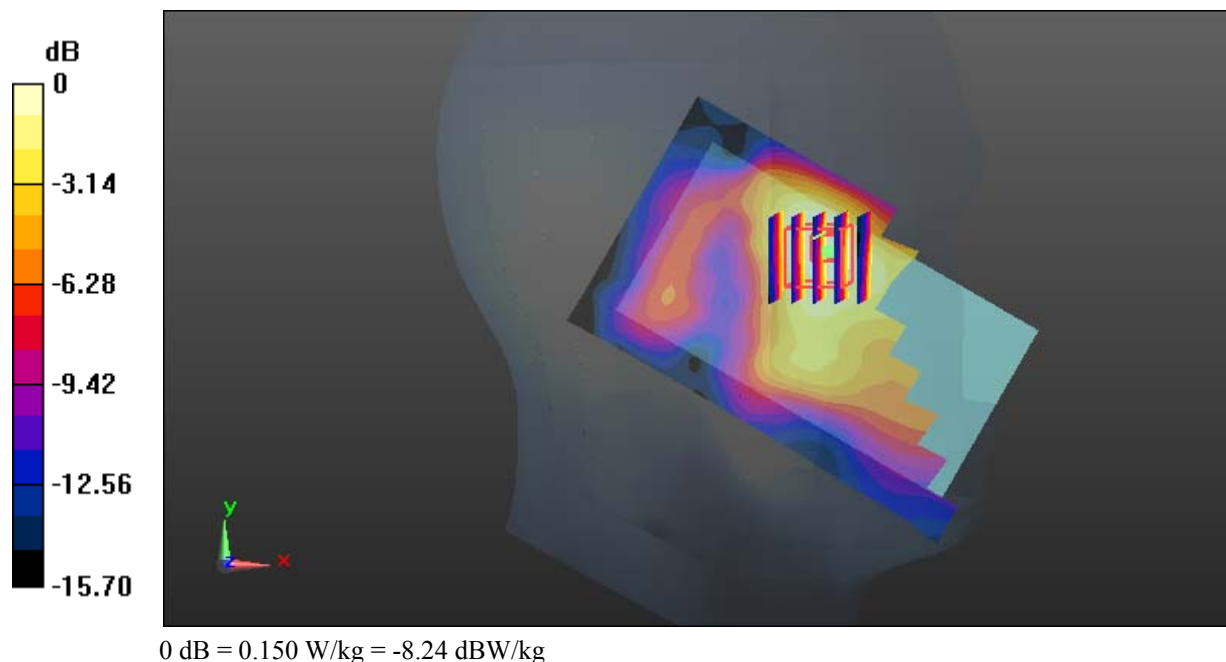
Zoom Scan (5x5x7)/Cube 0: Measurement grid: dx=8mm, dy=8mm, dz=5mm

Reference Value = 3.482 V/m; Power Drift = 0.18 dB

Peak SAR (extrapolated) = 0.196 W/kg

SAR(1 g) = 0.105 W/kg; SAR(10 g) = 0.060 W/kg

Maximum value of SAR (measured) = 0.150 W/kg



Test Plot 85#: LTE Band 7_Head Left Tilt_Middle_1RB**DUT: Mobile phone; Type: ENERGY E500S; Serial: 18051500521**

Communication System: Generic FDD-LTE; Frequency: 2535 MHz; Duty Cycle: 1:1
Medium parameters used: $f = 2535$ MHz; $\sigma = 1.899$ S/m; $\epsilon_r = 40.07$; $\rho = 1000$ kg/m³ ;
Phantom section: Left Section

DASY5 Configuration:

- Probe: EX3DV4 - SN7431; ConvF(7.86, 7.86, 7.86); Calibrated: 2017/9/30;
- Sensor-Surface: 1.4mm (Mechanical Surface Detection)
- Electronics: DAE4 Sn772; Calibrated: 2017/10/9
- Phantom: Twin SAM; Type: Twin SAM V5.0; Serial: 1412
- Measurement SW: DASY52, Version 52.8 (8);

Area Scan (131x81x1): Interpolated grid: dx=1.200 mm, dy=1.200 mm

Maximum value of SAR (interpolated) = 0.117 W/kg

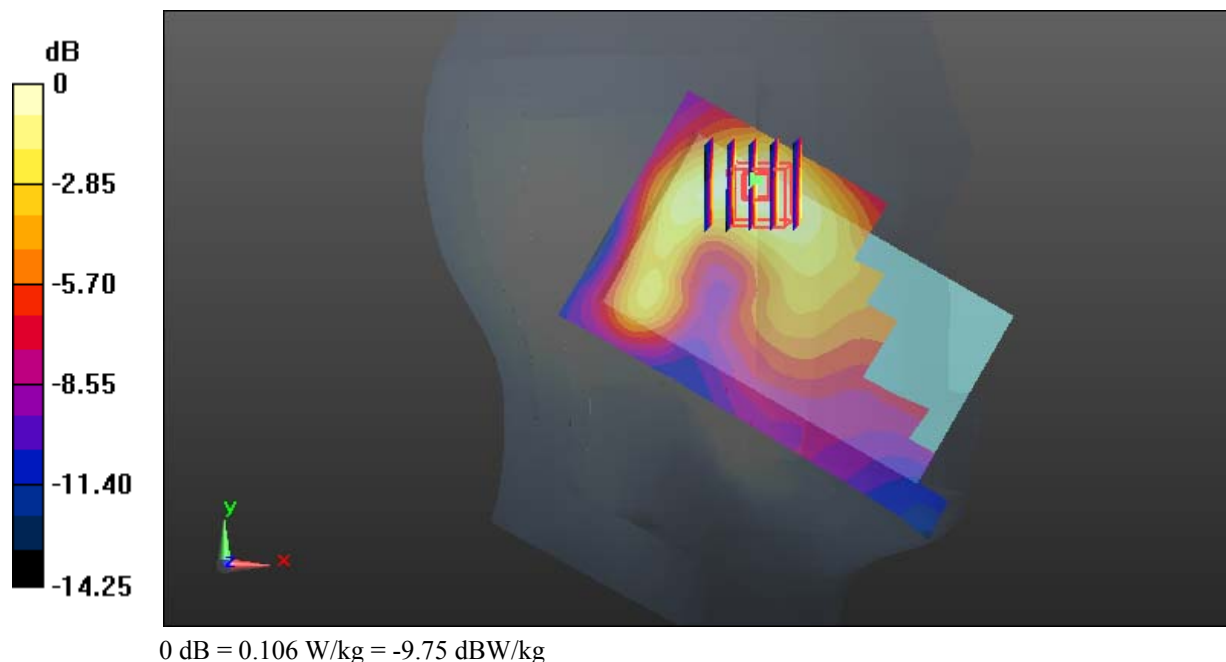
Zoom Scan (5x5x7)/Cube 0: Measurement grid: dx=8mm, dy=8mm, dz=5mm

Reference Value = 6.144 V/m; Power Drift = 0.09 dB

Peak SAR (extrapolated) = 0.131 W/kg

SAR(1 g) = 0.073 W/kg; SAR(10 g) = 0.041 W/kg

Maximum value of SAR (measured) = 0.106 W/kg



Test Plot 86#: LTE Band 7_Head Left Tilt_Middle_50%RB**DUT: Mobile phone; Type: ENERGY E500S; Serial: 18051500521**

Communication System: Generic FDD-LTE; Frequency: 2535 MHz; Duty Cycle: 1:1
Medium parameters used: $f = 2535$ MHz; $\sigma = 1.899$ S/m; $\epsilon_r = 40.07$; $\rho = 1000$ kg/m³ ;
Phantom section: Left Section

DASY5 Configuration:

- Probe: EX3DV4 - SN7431; ConvF(7.86, 7.86, 7.86); Calibrated: 2017/9/30;
- Sensor-Surface: 1.4mm (Mechanical Surface Detection)
- Electronics: DAE4 Sn772; Calibrated: 2017/10/9
- Phantom: Twin SAM; Type: Twin SAM V5.0; Serial: 1412
- Measurement SW: DASY52, Version 52.8 (8);

Area Scan (131x81x1): Interpolated grid: dx=1.200 mm, dy=1.200 mm

Maximum value of SAR (interpolated) = 0.0906 W/kg

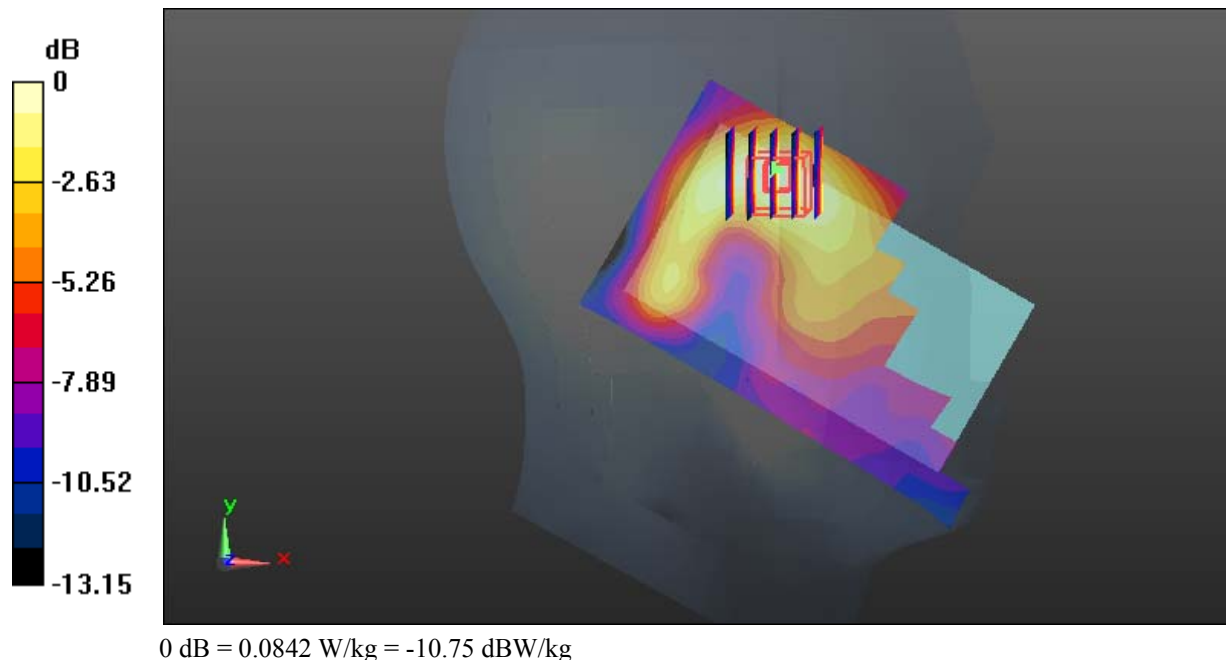
Zoom Scan (5x5x7)/Cube 0: Measurement grid: dx=8mm, dy=8mm, dz=5mm

Reference Value = 5.574 V/m; Power Drift = -0.13 dB

Peak SAR (extrapolated) = 0.102 W/kg

SAR(1 g) = 0.057 W/kg; SAR(10 g) = 0.033 W/kg

Maximum value of SAR (measured) = 0.0842 W/kg



Test Plot 87#: LTE Band 7_Head Right Cheek_Middle_1RB**DUT: Mobile phone; Type: ENERGY E500S; Serial: 18051500521**

Communication System: Generic FDD-LTE; Frequency: 2535 MHz; Duty Cycle: 1:1
Medium parameters used: $f = 2535$ MHz; $\sigma = 1.899$ S/m; $\epsilon_r = 40.07$; $\rho = 1000$ kg/m³ ;
Phantom section: Right Section

DASY5 Configuration:

- Probe: EX3DV4 - SN7431; ConvF(7.86, 7.86, 7.86); Calibrated: 2017/9/30;
- Sensor-Surface: 1.4mm (Mechanical Surface Detection)
- Electronics: DAE4 Sn772; Calibrated: 2017/10/9
- Phantom: Twin SAM; Type: Twin SAM V5.0; Serial: 1412
- Measurement SW: DASY52, Version 52.8 (8);

Area Scan (131x71x1): Interpolated grid: dx=1.200 mm, dy=1.200 mm

Maximum value of SAR (interpolated) = 0.441 W/kg

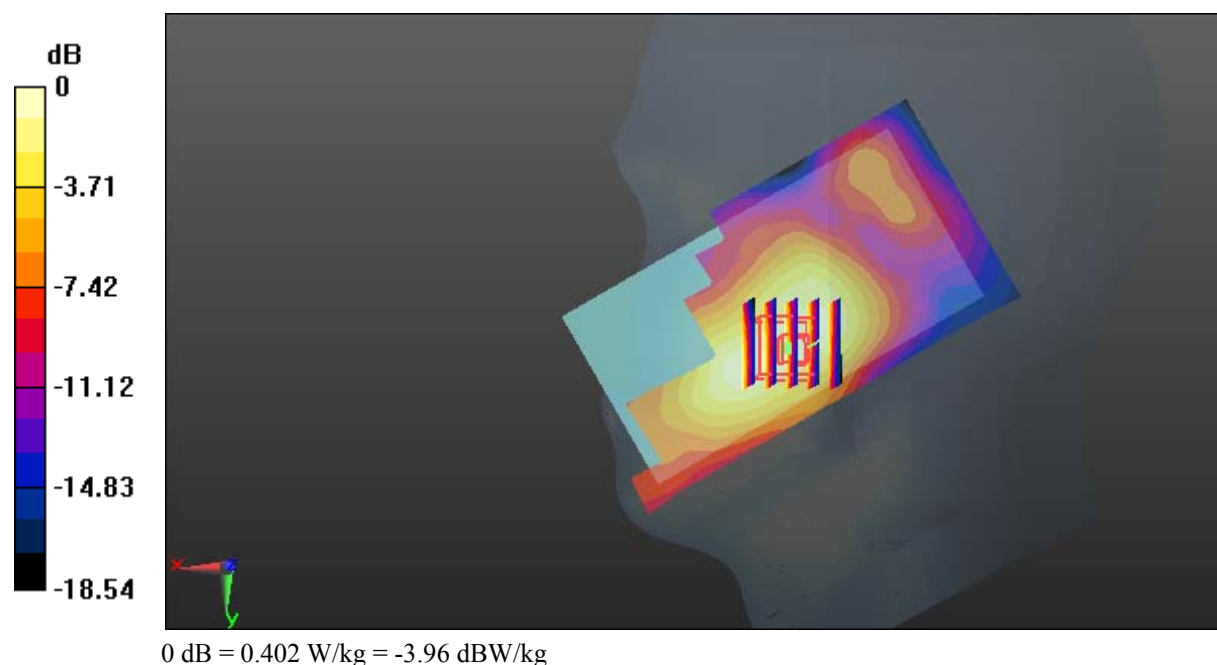
Zoom Scan (5x5x7)/Cube 0: Measurement grid: dx=8mm, dy=8mm, dz=5mm

Reference Value = 6.035 V/m; Power Drift = -0.17 dB

Peak SAR (extrapolated) = 0.509 W/kg

SAR(1 g) = 0.271 W/kg; SAR(10 g) = 0.148 W/kg

Maximum value of SAR (measured) = 0.402 W/kg



Test Plot 88#: LTE Band 7_Head Right Cheek_Middle_50%RB**DUT: Mobile phone; Type: ENERGY E500S; Serial: 18051500521**

Communication System: Generic FDD-LTE; Frequency: 2535 MHz; Duty Cycle: 1:1
Medium parameters used: $f = 2535$ MHz; $\sigma = 1.899$ S/m; $\epsilon_r = 40.07$; $\rho = 1000$ kg/m³ ;
Phantom section: Right Section

DASY5 Configuration:

- Probe: EX3DV4 - SN7431; ConvF(7.86, 7.86, 7.86); Calibrated: 2017/9/30;
- Sensor-Surface: 1.4mm (Mechanical Surface Detection)
- Electronics: DAE4 Sn772; Calibrated: 2017/10/9
- Phantom: Twin SAM; Type: Twin SAM V5.0; Serial: 1412
- Measurement SW: DASY52, Version 52.8 (8);

Area Scan (131x71x1): Interpolated grid: dx=1.200 mm, dy=1.200 mm

Maximum value of SAR (interpolated) = 0.340 W/kg

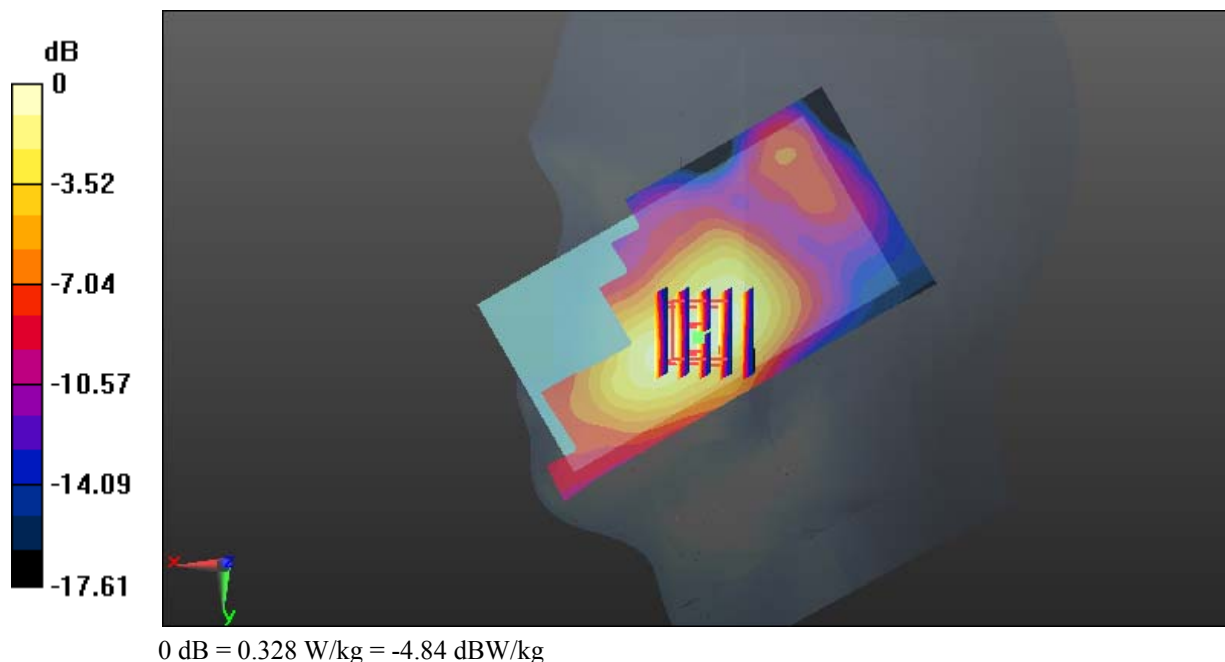
Zoom Scan (5x5x7)/Cube 0: Measurement grid: dx=8mm, dy=8mm, dz=5mm

Reference Value = 5.316 V/m; Power Drift = 0.15 dB

Peak SAR (extrapolated) = 0.410 W/kg

SAR(1 g) = 0.216 W/kg; SAR(10 g) = 0.118 W/kg

Maximum value of SAR (measured) = 0.328 W/kg



Test Plot 89#: LTE Band 7_Head Right Tilt_Middle_1RB**DUT: Mobile phone; Type: ENERGY E500S; Serial: 18051500521**

Communication System: Generic FDD-LTE; Frequency: 2535 MHz; Duty Cycle: 1:1
Medium parameters used: $f = 2535$ MHz; $\sigma = 1.899$ S/m; $\epsilon_r = 40.07$; $\rho = 1000$ kg/m³ ;
Phantom section: Right Section

DASY5 Configuration:

- Probe: EX3DV4 - SN7431; ConvF(7.86, 7.86, 7.86); Calibrated: 2017/9/30;
- Sensor-Surface: 1.4mm (Mechanical Surface Detection)
- Electronics: DAE4 Sn772; Calibrated: 2017/10/9
- Phantom: Twin SAM; Type: Twin SAM V5.0; Serial: 1412
- Measurement SW: DASY52, Version 52.8 (8);

Area Scan (131x71x1): Interpolated grid: dx=1.200 mm, dy=1.200 mm

Maximum value of SAR (interpolated) = 0.0815 W/kg

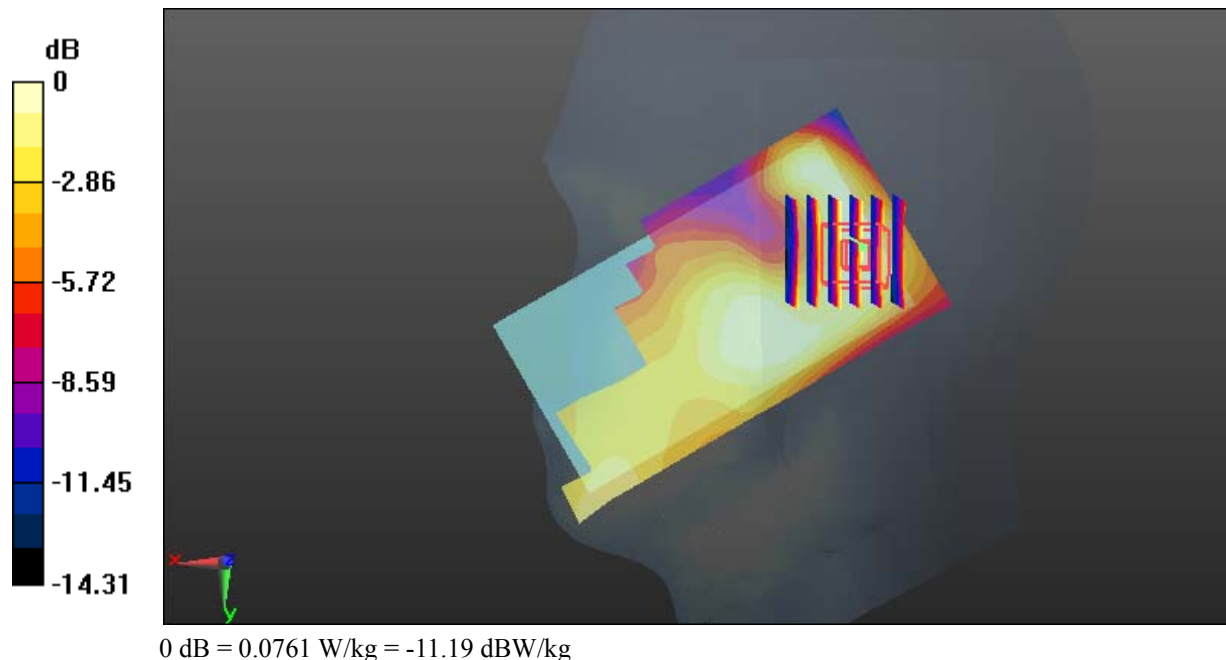
Zoom Scan (6x6x7)/Cube 0: Measurement grid: dx=8mm, dy=8mm, dz=5mm

Reference Value = 6.454 V/m; Power Drift = -0.09 dB

Peak SAR (extrapolated) = 0.0960 W/kg

SAR(1 g) = 0.049 W/kg; SAR(10 g) = 0.027 W/kg

Maximum value of SAR (measured) = 0.0761 W/kg



Test Plot 90#: LTE Band 7_Head Right Tilt_Middle_50%RB**DUT: Mobile phone; Type: ENERGY E500S; Serial: 18051500521**

Communication System: Generic FDD-LTE; Frequency: 2535 MHz; Duty Cycle: 1:1
Medium parameters used: $f = 2535$ MHz; $\sigma = 1.899$ S/m; $\epsilon_r = 40.07$; $\rho = 1000$ kg/m³ ;
Phantom section: Right Section

DASY5 Configuration:

- Probe: EX3DV4 - SN7431; ConvF(7.86, 7.86, 7.86); Calibrated: 2017/9/30;
- Sensor-Surface: 1.4mm (Mechanical Surface Detection)
- Electronics: DAE4 Sn772; Calibrated: 2017/10/9
- Phantom: Twin SAM; Type: Twin SAM V5.0; Serial: 1412
- Measurement SW: DASY52, Version 52.8 (8);

Area Scan (131x71x1): Interpolated grid: $dx=1.200$ mm, $dy=1.200$ mm

Maximum value of SAR (interpolated) = 0.0642 W/kg

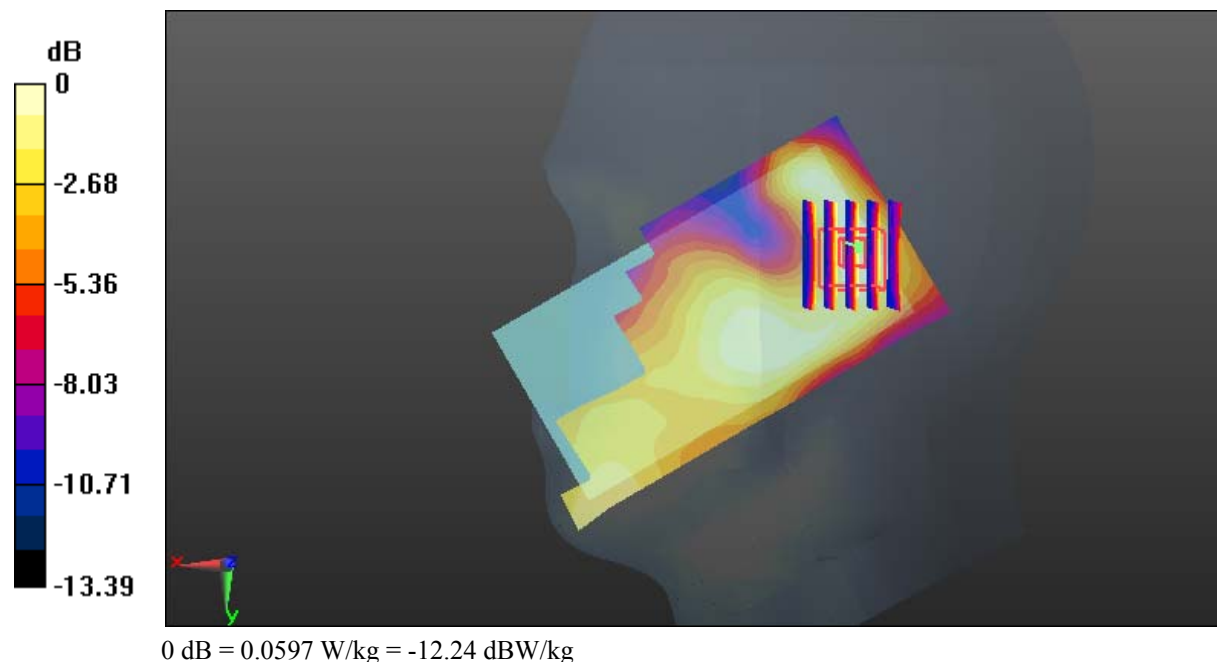
Zoom Scan (5x6x7)/Cube 0: Measurement grid: $dx=8$ mm, $dy=8$ mm, $dz=5$ mm

Reference Value = 5.731 V/m; Power Drift = 0.08 dB

Peak SAR (extrapolated) = 0.0740 W/kg

SAR(1 g) = 0.039 W/kg; SAR(10 g) = 0.022 W/kg

Maximum value of SAR (measured) = 0.0597 W/kg



Test Plot 91#: LTE Band 7_Body Back_Low_1RB**DUT: Mobile phone; Type: ENERGY E500S; Serial: 18051500521**

Communication System: Generic FDD-LTE; Frequency: 2510 MHz; Duty Cycle: 1:1
Medium parameters used: $f = 2510$ MHz; $\sigma = 1.969$ S/m; $\epsilon_r = 54.191$; $\rho = 1000$ kg/m³ ;
Phantom section: Center Section

DASY5 Configuration:

- Probe: EX3DV4 - SN7431; ConvF(7.62, 7.62, 7.62); Calibrated: 2017/9/30;
- Sensor-Surface: 1.4mm (Mechanical Surface Detection)
- Electronics: DAE4 Sn772; Calibrated: 2017/10/9
- Phantom: Triple Flat Phantom 5.1C; Type: QD 000 P51 CA; Serial: 1130
- Measurement SW: DASY52, Version 52.8 (8);

Area Scan (131x81x1): Interpolated grid: dx=1.200 mm, dy=1.200 mm

Maximum value of SAR (interpolated) = 1.74 W/kg


Zoom Scan (5x5x7)/Cube 0: Measurement grid: dx=8mm, dy=8mm, dz=5mm

Reference Value = 9.830 V/m; Power Drift = 0.10 dB

Peak SAR (extrapolated) = 2.39 W/kg

SAR(1 g) = 0.928 W/kg; SAR(10 g) = 0.400 W/kg

Maximum value of SAR (measured) = 1.78 W/kg



Test Plot 92#: LTE Band 7_Body Back_Middle_1RB**DUT: Mobile phone; Type: ENERGY E500S; Serial: 18051500521**

Communication System: Generic FDD-LTE; Frequency: 2535 MHz; Duty Cycle: 1:1
Medium parameters used: $f = 2535$ MHz; $\sigma = 2.104$ S/m; $\epsilon_r = 53.091$; $\rho = 1000$ kg/m³ ;
Phantom section: Center Section

DASY5 Configuration:

- Probe: EX3DV4 - SN7431; ConvF(7.62, 7.62, 7.62); Calibrated: 2017/9/30;
- Sensor-Surface: 1.4mm (Mechanical Surface Detection)
- Electronics: DAE4 Sn772; Calibrated: 2017/10/9
- Phantom: Triple Flat Phantom 5.1C; Type: QD 000 P51 CA; Serial: 1130
- Measurement SW: DASY52, Version 52.8 (8);

Area Scan (131x81x1): Interpolated grid: $dx=1.200$ mm, $dy=1.200$ mm

Maximum value of SAR (interpolated) = 2.21 W/kg


Zoom Scan (5x5x7)/Cube 0: Measurement grid: $dx=8$ mm, $dy=8$ mm, $dz=5$ mm

Reference Value = 8.460 V/m; Power Drift = 0.05 dB

Peak SAR (extrapolated) = 3.06 W/kg

SAR(1 g) = 1.17 W/kg; SAR(10 g) = 0.491 W/kg

Maximum value of SAR (measured) = 2.24 W/kg



Test Plot 93#: LTE Band 7_Body Back_High_1RB**DUT: Mobile phone; Type: ENERGY E500S; Serial: 18051500521**

Communication System: Generic FDD-LTE; Frequency: 2560 MHz; Duty Cycle: 1:1
Medium parameters used: $f = 2560$ MHz; $\sigma = 2.125$ S/m; $\epsilon_r = 52.663$; $\rho = 1000$ kg/m³ ;
Phantom section: Center Section

DASY5 Configuration:

- Probe: EX3DV4 - SN7431; ConvF(7.31, 7.31, 7.31); Calibrated: 2017/9/30;
- Sensor-Surface: 1.4mm (Mechanical Surface Detection)
- Electronics: DAE4 Sn772; Calibrated: 2017/10/9
- Phantom: Triple Flat Phantom 5.1C; Type: QD 000 P51 CA; Serial: 1130
- Measurement SW: DASY52, Version 52.8 (8);

Area Scan (131x81x1): Interpolated grid: dx=1.200 mm, dy=1.200 mm

Maximum value of SAR (interpolated) = 2.11 W/kg


Zoom Scan (5x5x7)/Cube 0: Measurement grid: dx=8mm, dy=8mm, dz=5mm

Reference Value = 8.043 V/m; Power Drift = 0.10 dB

Peak SAR (extrapolated) = 2.77 W/kg

SAR(1 g) = 1.07 W/kg; SAR(10 g) = 0.459 W/kg

Maximum value of SAR (measured) = 2.03 W/kg



Test Plot 94#: LTE Band 7_Body Back_Low_50%RB**DUT: Mobile phone; Type: ENERGY E500S; Serial: 18051500521**

Communication System: Generic FDD-LTE; Frequency: 2510 MHz; Duty Cycle: 1:1
Medium parameters used: $f = 2510$ MHz; $\sigma = 1.969$ S/m; $\epsilon_r = 54.191$; $\rho = 1000$ kg/m³ ;
Phantom section: Center Section

DASY5 Configuration:

- Probe: EX3DV4 - SN7431; ConvF(7.62, 7.62, 7.62); Calibrated: 2017/9/30;
- Sensor-Surface: 1.4mm (Mechanical Surface Detection)
- Electronics: DAE4 Sn772; Calibrated: 2017/10/9
- Phantom: Triple Flat Phantom 5.1C; Type: QD 000 P51 CA; Serial: 1130
- Measurement SW: DASY52, Version 52.8 (8);

Area Scan (131x81x1): Interpolated grid: dx=1.200 mm, dy=1.200 mm

Maximum value of SAR (interpolated) = 1.40 W/kg


Zoom Scan (5x5x7)/Cube 0: Measurement grid: dx=8mm, dy=8mm, dz=5mm

Reference Value = 8.669 V/m; Power Drift = -0.06 dB

Peak SAR (extrapolated) = 1.93 W/kg

SAR(1 g) = 0.740 W/kg; SAR(10 g) = 0.317 W/kg

Maximum value of SAR (measured) = 1.43 W/kg



Test Plot 95#: LTE Band 7_Body Back_Middle_50%RB**DUT: Mobile phone; Type: ENERGY E500S; Serial: 18051500521**

Communication System: Generic FDD-LTE; Frequency: 2535 MHz; Duty Cycle: 1:1
Medium parameters used: $f = 2535$ MHz; $\sigma = 2.104$ S/m; $\epsilon_r = 53.091$; $\rho = 1000$ kg/m³ ;
Phantom section: Center Section

DASY5 Configuration:

- Probe: EX3DV4 - SN7431; ConvF(7.62, 7.62, 7.62); Calibrated: 2017/9/30;
- Sensor-Surface: 1.4mm (Mechanical Surface Detection)
- Electronics: DAE4 Sn772; Calibrated: 2017/10/9
- Phantom: Triple Flat Phantom 5.1C; Type: QD 000 P51 CA; Serial: 1130
- Measurement SW: DASY52, Version 52.8 (8);

Area Scan (131x81x1): Interpolated grid: dx=1.200 mm, dy=1.200 mm

Maximum value of SAR (interpolated) = 1.83 W/kg


Zoom Scan (5x5x7)/Cube 0: Measurement grid: dx=8mm, dy=8mm, dz=5mm

Reference Value = 7.513 V/m; Power Drift = -0.14 dB

Peak SAR (extrapolated) = 2.52 W/kg

SAR(1 g) = 0.948 W/kg; SAR(10 g) = 0.401 W/kg

Maximum value of SAR (measured) = 1.83 W/kg



Test Plot 96#: LTE Band 7_Body Back_High_50%RB**DUT: Mobile phone; Type: ENERGY E500S; Serial: 18051500521**

Communication System: Generic FDD-LTE; Frequency: 2560 MHz; Duty Cycle: 1:1
Medium parameters used: $f = 2560$ MHz; $\sigma = 2.125$ S/m; $\epsilon_r = 52.663$; $\rho = 1000$ kg/m³ ;
Phantom section: Center Section

DASY5 Configuration:

- Probe: EX3DV4 - SN7431; ConvF(7.31, 7.31, 7.31); Calibrated: 2017/9/30;
- Sensor-Surface: 1.4mm (Mechanical Surface Detection)
- Electronics: DAE4 Sn772; Calibrated: 2017/10/9
- Phantom: Triple Flat Phantom 5.1C; Type: QD 000 P51 CA; Serial: 1130
- Measurement SW: DASY52, Version 52.8 (8);

Area Scan (131x81x1): Interpolated grid: dx=1.200 mm, dy=1.200 mm

Maximum value of SAR (interpolated) = 1.72 W/kg


Zoom Scan (5x5x7)/Cube 0: Measurement grid: dx=8mm, dy=8mm, dz=5mm

Reference Value = 7.321 V/m; Power Drift = -0.07 dB

Peak SAR (extrapolated) = 2.26 W/kg

SAR(1 g) = 0.869 W/kg; SAR(10 g) = 0.374 W/kg

Maximum value of SAR (measured) = 1.65 W/kg



Test Plot 97#: LTE Band 7_Body Back_Middle_100%RB**DUT: Mobile phone; Type: ENERGY E500S; Serial: 18051500521**

Communication System: Generic FDD-LTE; Frequency: 2535 MHz; Duty Cycle: 1:1
Medium parameters used: $f = 2535$ MHz; $\sigma = 2.104$ S/m; $\epsilon_r = 53.091$; $\rho = 1000$ kg/m³ ;
Phantom section: Center Section

DASY5 Configuration:

- Probe: EX3DV4 - SN7431; ConvF(7.62, 7.62, 7.62); Calibrated: 2017/9/30;
- Sensor-Surface: 1.4mm (Mechanical Surface Detection)
- Electronics: DAE4 Sn772; Calibrated: 2017/10/9
- Phantom: Triple Flat Phantom 5.1C; Type: QD 000 P51 CA; Serial: 1130
- Measurement SW: DASY52, Version 52.8 (8);

Area Scan (131x81x1): Interpolated grid: dx=1.200 mm, dy=1.200 mm

Maximum value of SAR (interpolated) = 1.43 W/kg

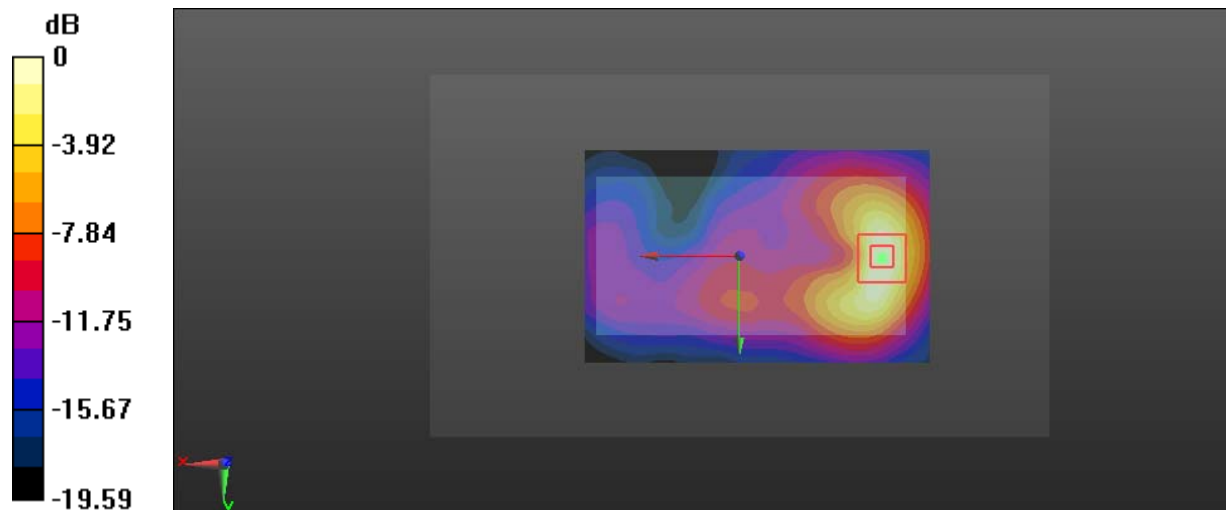
Zoom Scan (5x5x7)/Cube 0: Measurement grid: dx=8mm, dy=8mm, dz=5mm

Reference Value = 7.574 V/m; Power Drift = 0.12 dB

Peak SAR (extrapolated) = 1.84 W/kg

SAR(1 g) = 0.734 W/kg; SAR(10 g) = 0.323 W/kg

Maximum value of SAR (measured) = 1.36 W/kg



Test Plot 98#: LTE Band 7_Body Left_Middle_1RB**DUT: Mobile phone; Type: ENERGY E500S; Serial: 18051500521**

Communication System: Generic FDD-LTE; Frequency: 2535 MHz; Duty Cycle: 1:1
Medium parameters used: $f = 2535$ MHz; $\sigma = 2.104$ S/m; $\epsilon_r = 53.091$; $\rho = 1000$ kg/m³ ;
Phantom section: Center Section

DASY5 Configuration:

- Probe: EX3DV4 - SN7431; ConvF(7.62, 7.62, 7.62); Calibrated: 2017/9/30;
- Sensor-Surface: 1.4mm (Mechanical Surface Detection)
- Electronics: DAE4 Sn772; Calibrated: 2017/10/9
- Phantom: Triple Flat Phantom 5.1C; Type: QD 000 P51 CA; Serial: 1130
- Measurement SW: DASY52, Version 52.8 (8);

Area Scan (141x51x1): Interpolated grid: dx=1.200 mm, dy=1.200 mm

Maximum value of SAR (interpolated) = 0.110 W/kg


Zoom Scan (5x5x7)/Cube 0: Measurement grid: dx=8mm, dy=8mm, dz=5mm

Reference Value = 4.057 V/m; Power Drift = 0.15 dB

Peak SAR (extrapolated) = 0.149 W/kg

SAR(1 g) = 0.071 W/kg; SAR(10 g) = 0.043 W/kg

Maximum value of SAR (measured) = 0.112 W/kg



Test Plot 99#: LTE Band 7_Body Left_Middle_50%RB**DUT: Mobile phone; Type: ENERGY E500S; Serial: 18051500521**

Communication System: Generic FDD-LTE; Frequency: 2535 MHz; Duty Cycle: 1:1
Medium parameters used: $f = 2535$ MHz; $\sigma = 2.104$ S/m; $\epsilon_r = 53.091$; $\rho = 1000$ kg/m³ ;
Phantom section: Center Section

DASY5 Configuration:

- Probe: EX3DV4 - SN7431; ConvF(7.62, 7.62, 7.62); Calibrated: 2017/9/30;
- Sensor-Surface: 1.4mm (Mechanical Surface Detection)
- Electronics: DAE4 Sn772; Calibrated: 2017/10/9
- Phantom: Triple Flat Phantom 5.1C; Type: QD 000 P51 CA; Serial: 1130
- Measurement SW: DASY52, Version 52.8 (8);

Area Scan (141x51x1): Interpolated grid: dx=1.200 mm, dy=1.200 mm

Maximum value of SAR (interpolated) = 0.0907 W/kg


Zoom Scan (6x6x7)/Cube 0: Measurement grid: dx=8mm, dy=8mm, dz=5mm

Reference Value = 3.570 V/m; Power Drift = 0.12 dB

Peak SAR (extrapolated) = 0.122 W/kg

SAR(1 g) = 0.057 W/kg; SAR(10 g) = 0.036 W/kg

Maximum value of SAR (measured) = 0.0877 W/kg



Test Plot 100#: LTE Band 7_Body Right_Middle_1RB**DUT: Mobile phone; Type: ENERGY E500S; Serial: 18051500521**

Communication System: Generic FDD-LTE; Frequency: 2535 MHz; Duty Cycle: 1:1
Medium parameters used: $f = 2535$ MHz; $\sigma = 2.104$ S/m; $\epsilon_r = 53.091$; $\rho = 1000$ kg/m³ ;
Phantom section: Center Section

DASY5 Configuration:

- Probe: EX3DV4 - SN7431; ConvF(7.62, 7.62, 7.62); Calibrated: 2017/9/30;
- Sensor-Surface: 1.4mm (Mechanical Surface Detection)
- Electronics: DAE4 Sn772; Calibrated: 2017/10/9
- Phantom: Triple Flat Phantom 5.1C; Type: QD 000 P51 CA; Serial: 1130
- Measurement SW: DASY52, Version 52.8 (8);

Area Scan (131x51x1): Interpolated grid: dx=1.200 mm, dy=1.200 mm

Maximum value of SAR (interpolated) = 0.269 W/kg

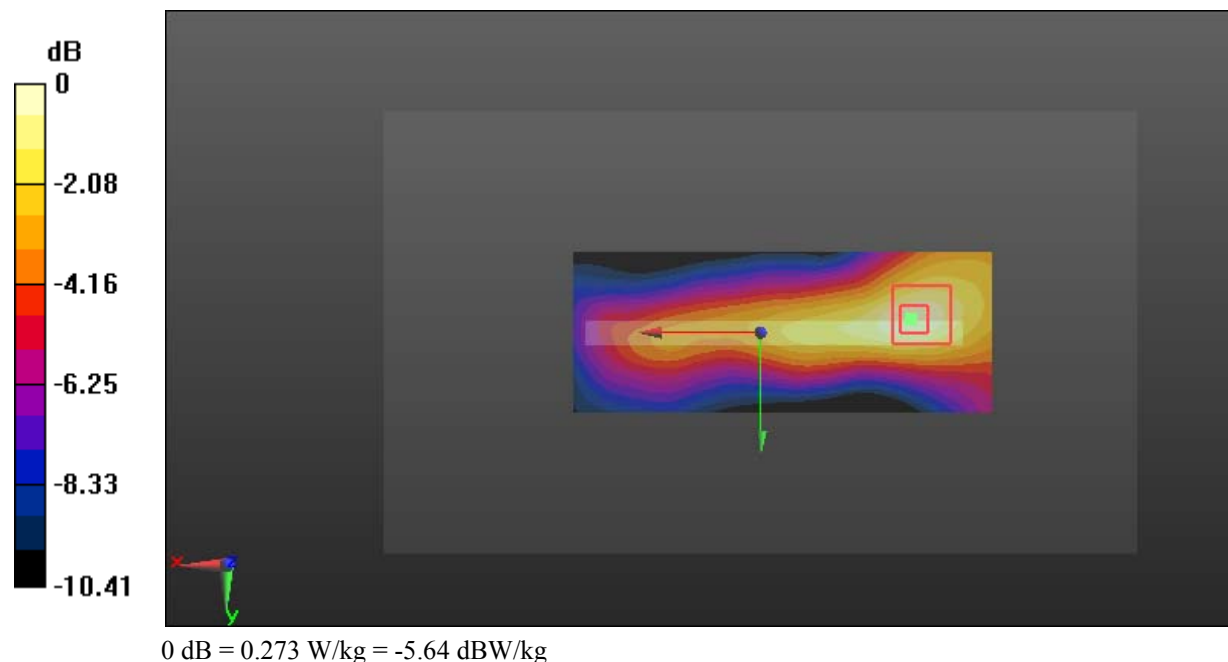
Zoom Scan (5x5x7)/Cube 0: Measurement grid: dx=8mm, dy=8mm, dz=5mm

Reference Value = 9.107 V/m; Power Drift = 0.12 dB

Peak SAR (extrapolated) = 0.373 W/kg

SAR(1 g) = 0.155 W/kg; SAR(10 g) = 0.082 W/kg

Maximum value of SAR (measured) = 0.273 W/kg



Test Plot 101#: LTE Band 7_Body Right_Middle_50%RB**DUT: Mobile phone; Type: ENERGY E500S; Serial: 18051500521**

Communication System: Generic FDD-LTE; Frequency: 2535 MHz; Duty Cycle: 1:1
Medium parameters used: $f = 2535$ MHz; $\sigma = 2.104$ S/m; $\epsilon_r = 53.091$; $\rho = 1000$ kg/m³ ;
Phantom section: Center Section

DASY5 Configuration:

- Probe: EX3DV4 - SN7431; ConvF(7.62, 7.62, 7.62); Calibrated: 2017/9/30;
- Sensor-Surface: 1.4mm (Mechanical Surface Detection)
- Electronics: DAE4 Sn772; Calibrated: 2017/10/9
- Phantom: Triple Flat Phantom 5.1C; Type: QD 000 P51 CA; Serial: 1130
- Measurement SW: DASY52, Version 52.8 (8);

Area Scan (131x51x1): Interpolated grid: dx=1.200 mm, dy=1.200 mm

Maximum value of SAR (interpolated) = 0.209 W/kg

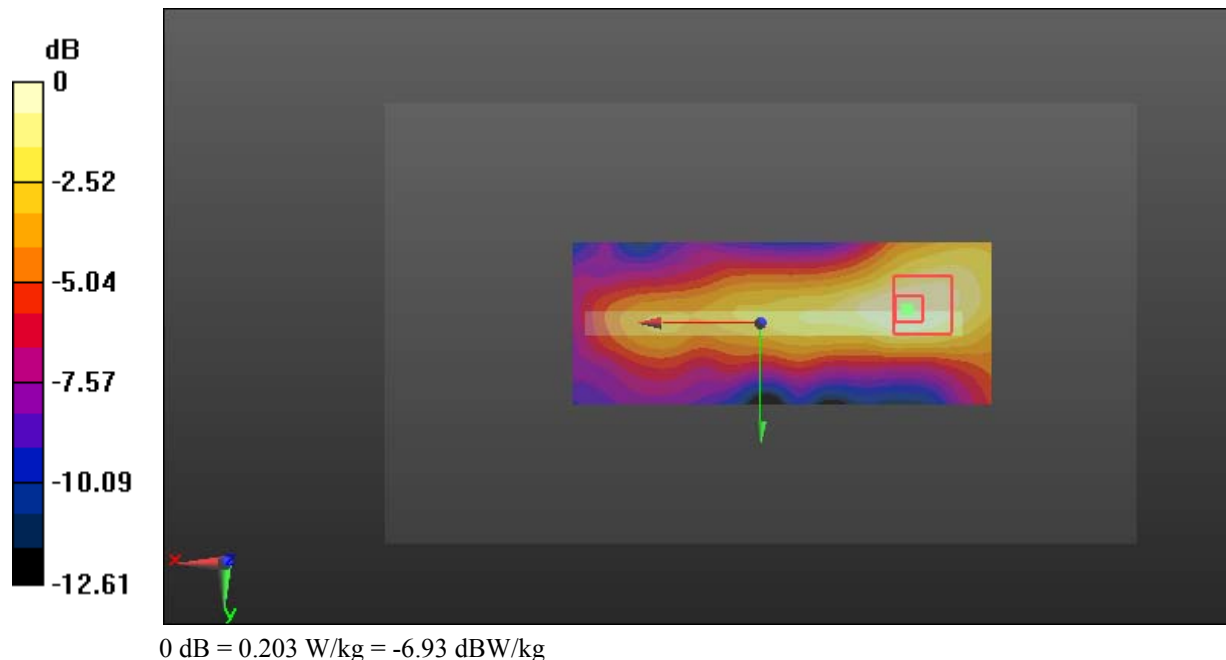
Zoom Scan (6x6x7)/Cube 0: Measurement grid: dx=8mm, dy=8mm, dz=5mm

Reference Value = 8.001 V/m; Power Drift = 0.18 dB

Peak SAR (extrapolated) = 0.285 W/kg

SAR(1 g) = 0.116 W/kg; SAR(10 g) = 0.062 W/kg

Maximum value of SAR (measured) = 0.203 W/kg



Test Plot 102#: LTE Band 7_Body Bottom_Low_1RB**DUT: Mobile phone; Type: ENERGY E500S; Serial: 18051500521**

Communication System: Generic FDD-LTE; Frequency: 2510 MHz; Duty Cycle: 1:1
Medium parameters used: $f = 2510$ MHz; $\sigma = 1.969$ S/m; $\epsilon_r = 54.191$; $\rho = 1000$ kg/m³ ;
Phantom section: Center Section

DASY5 Configuration:

- Probe: EX3DV4 - SN7431; ConvF(7.62, 7.62, 7.62); Calibrated: 2017/9/30;
- Sensor-Surface: 1.4mm (Mechanical Surface Detection)
- Electronics: DAE4 Sn772; Calibrated: 2017/10/9
- Phantom: Triple Flat Phantom 5.1C; Type: QD 000 P51 CA; Serial: 1130
- Measurement SW: DASY52, Version 52.8 (8);

Area Scan (51x81x1): Interpolated grid: dx=1.200 mm, dy=1.200 mm

Maximum value of SAR (interpolated) = 1.84 W/kg

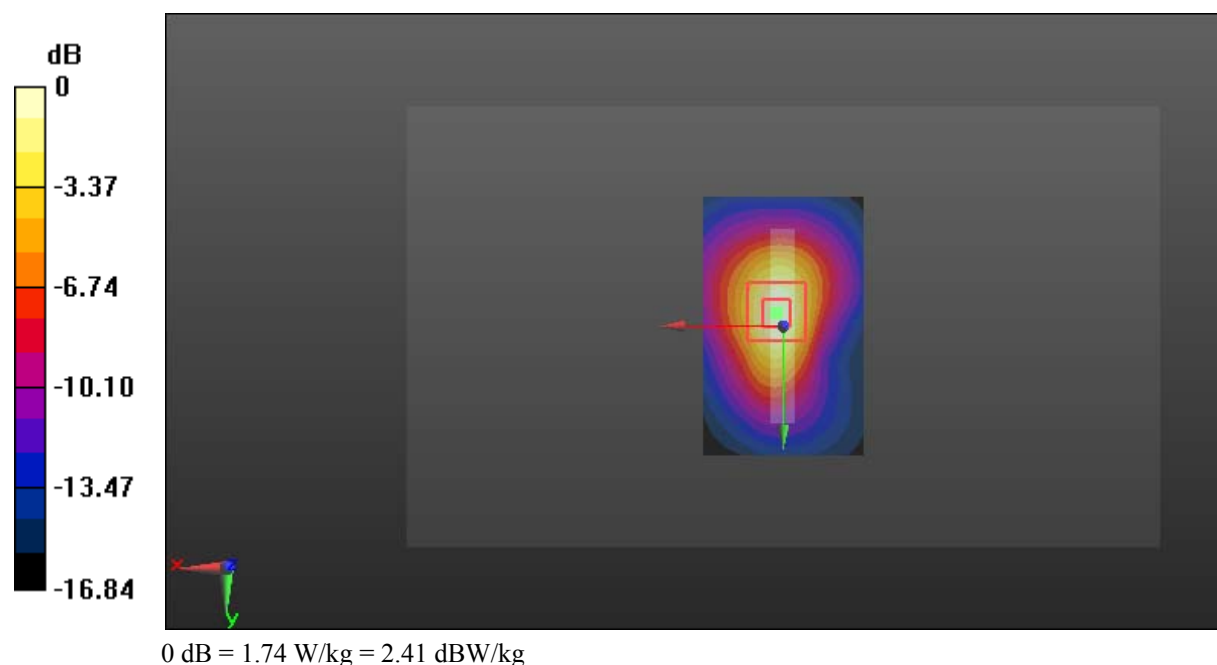
Zoom Scan (5x5x7)/Cube 0: Measurement grid: dx=8mm, dy=8mm, dz=5mm

Reference Value = 29.59 V/m; Power Drift = -0.05 dB

Peak SAR (extrapolated) = 2.33 W/kg

SAR(1 g) = 0.955 W/kg; SAR(10 g) = 0.417 W/kg

Maximum value of SAR (measured) = 1.74 W/kg



Test Plot 103#: LTE Band 7_Body Bottom_Middle_1RB**DUT: Mobile phone; Type: ENERGY E500S; Serial: 18051500521**

Communication System: Generic FDD-LTE; Frequency: 2535 MHz; Duty Cycle: 1:1
Medium parameters used: $f = 2535$ MHz; $\sigma = 2.104$ S/m; $\epsilon_r = 53.091$; $\rho = 1000$ kg/m³ ;
Phantom section: Center Section

DASY5 Configuration:

- Probe: EX3DV4 - SN7431; ConvF(7.62, 7.62, 7.62); Calibrated: 2017/9/30;
- Sensor-Surface: 1.4mm (Mechanical Surface Detection)
- Electronics: DAE4 Sn772; Calibrated: 2017/10/9
- Phantom: Triple Flat Phantom 5.1C; Type: QD 000 P51 CA; Serial: 1130
- Measurement SW: DASY52, Version 52.8 (8);

Area Scan (51x81x1): Interpolated grid: dx=1.200 mm, dy=1.200 mm

Maximum value of SAR (interpolated) = 2.14 W/kg

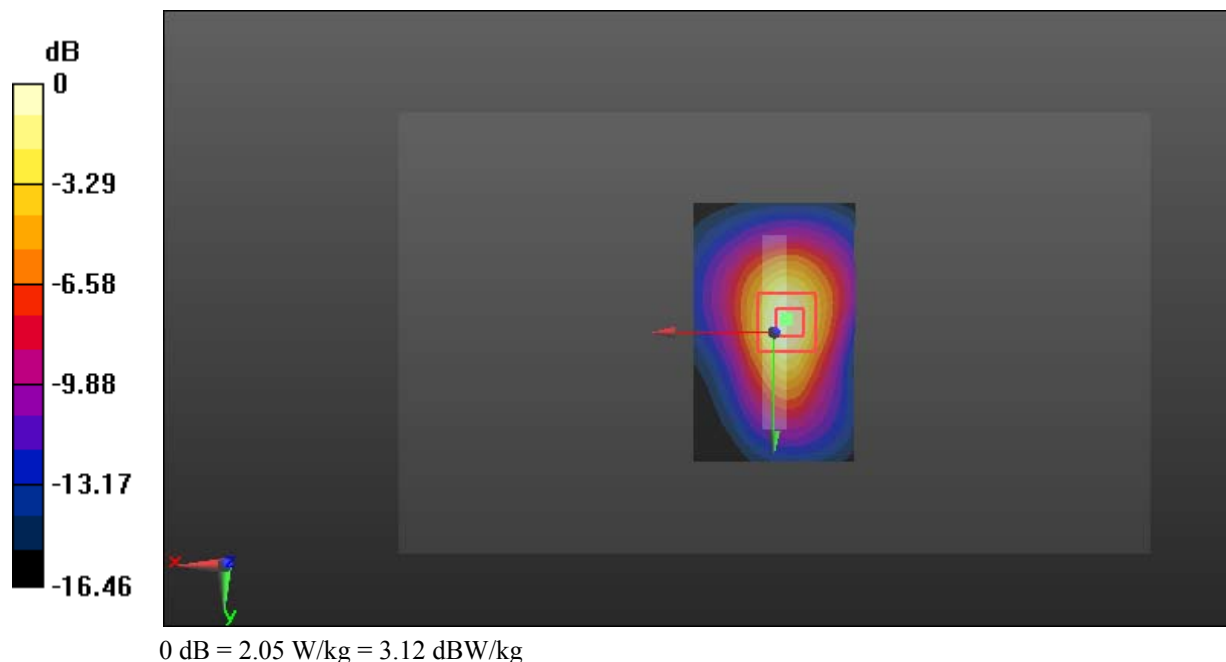
Zoom Scan (5x5x7)/Cube 0: Measurement grid: dx=8mm, dy=8mm, dz=5mm

Reference Value = 29.15 V/m; Power Drift = 0.13 dB

Peak SAR (extrapolated) = 2.76 W/kg

SAR(1 g) = 1.12 W/kg; SAR(10 g) = 0.485 W/kg

Maximum value of SAR (measured) = 2.05 W/kg



Test Plot 104#: LTE Band 7_Body Bottom_High_1RB**DUT: Mobile phone; Type: ENERGY E500S; Serial: 18051500521**

Communication System: Generic FDD-LTE; Frequency: 2560 MHz; Duty Cycle: 1:1
Medium parameters used: $f = 2560$ MHz; $\sigma = 2.125$ S/m; $\epsilon_r = 52.663$; $\rho = 1000$ kg/m³ ;
Phantom section: Center Section

DASY5 Configuration:

- Probe: EX3DV4 - SN7431; ConvF(7.31, 7.31, 7.31); Calibrated: 2017/9/30;
- Sensor-Surface: 1.4mm (Mechanical Surface Detection)
- Electronics: DAE4 Sn772; Calibrated: 2017/10/9
- Phantom: Triple Flat Phantom 5.1C; Type: QD 000 P51 CA; Serial: 1130
- Measurement SW: DASY52, Version 52.8 (8);

Area Scan (51x81x1): Interpolated grid: dx=1.200 mm, dy=1.200 mm

Maximum value of SAR (interpolated) = 1.96 W/kg

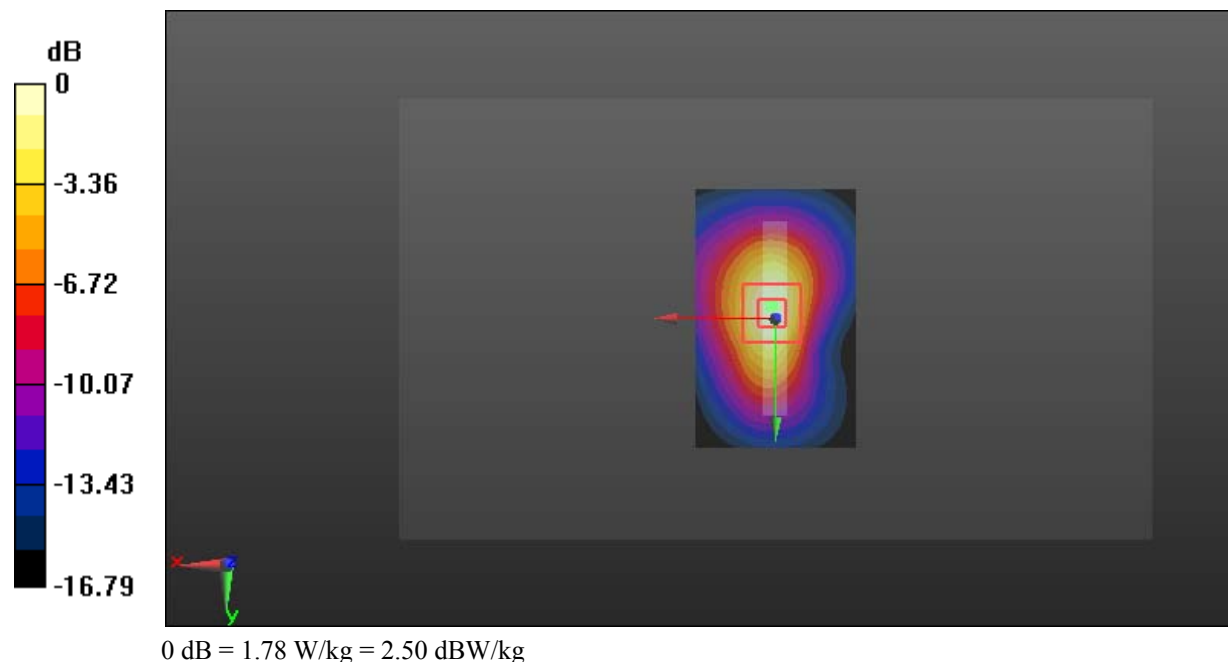
Zoom Scan (5x5x7)/Cube 0: Measurement grid: dx=8mm, dy=8mm, dz=5mm

Reference Value = 29.83 V/m; Power Drift = -0.10 dB

Peak SAR (extrapolated) = 2.52 W/kg

SAR(1 g) = 1.01 W/kg; SAR(10 g) = 0.427 W/kg

Maximum value of SAR (measured) = 1.78 W/kg



Test Plot 105#: LTE Band 7_Body Bottom_Low_50%RB**DUT: Mobile phone; Type: ENERGY E500S; Serial: 18051500521**

Communication System: Generic FDD-LTE; Frequency: 2510 MHz; Duty Cycle: 1:1
Medium parameters used: $f = 2510$ MHz; $\sigma = 1.969$ S/m; $\epsilon_r = 54.191$; $\rho = 1000$ kg/m³ ;
Phantom section: Center Section

DASY5 Configuration:

- Probe: EX3DV4 - SN7431; ConvF(7.62, 7.62, 7.62); Calibrated: 2017/9/30;
- Sensor-Surface: 1.4mm (Mechanical Surface Detection)
- Electronics: DAE4 Sn772; Calibrated: 2017/10/9
- Phantom: Triple Flat Phantom 5.1C; Type: QD 000 P51 CA; Serial: 1130
- Measurement SW: DASY52, Version 52.8 (8);

Area Scan (51x81x1): Interpolated grid: dx=1.200 mm, dy=1.200 mm

Maximum value of SAR (interpolated) = 1.48 W/kg

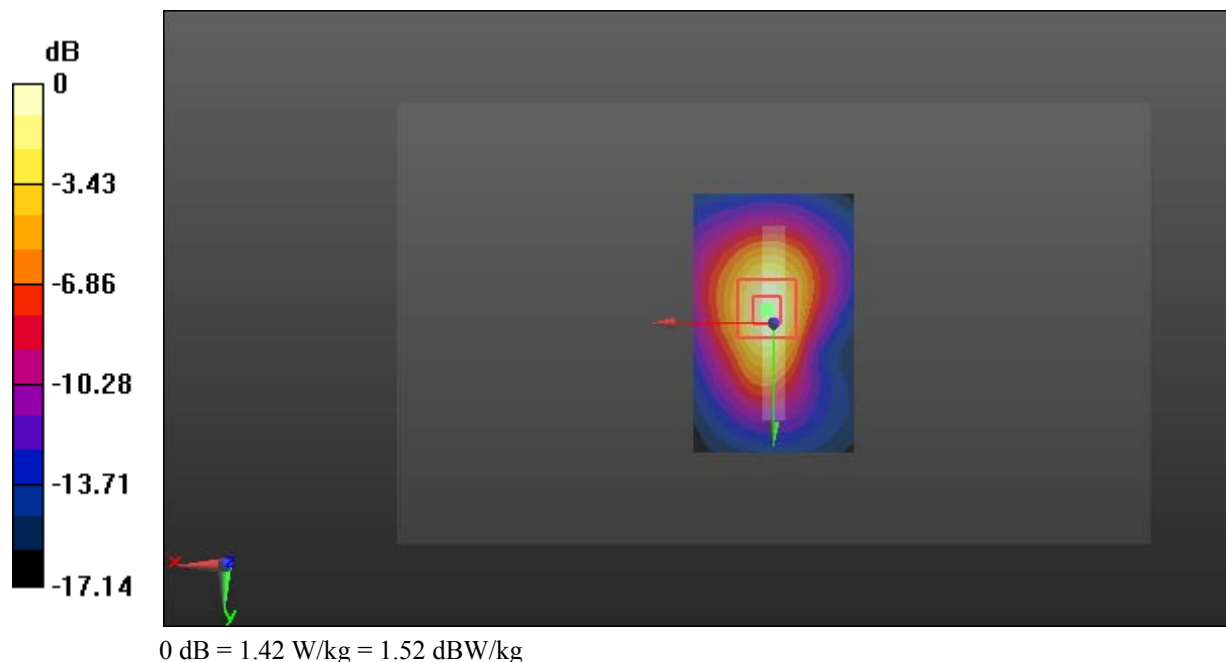
Zoom Scan (5x5x7)/Cube 0: Measurement grid: dx=8mm, dy=8mm, dz=5mm

Reference Value = 27.35 V/m; Power Drift = -0.17 dB

Peak SAR (extrapolated) = 1.90 W/kg

SAR(1 g) = 0.779 W/kg; SAR(10 g) = 0.340 W/kg

Maximum value of SAR (measured) = 1.42 W/kg



Test Plot 106#: LTE Band 7_Body Bottom_Middle_50%RB**DUT: Mobile phone; Type: ENERGY E500S; Serial: 18051500521**

Communication System: Generic FDD-LTE; Frequency: 2535 MHz; Duty Cycle: 1:1
Medium parameters used: $f = 2535$ MHz; $\sigma = 2.104$ S/m; $\epsilon_r = 53.091$; $\rho = 1000$ kg/m³ ;
Phantom section: Center Section

DASY5 Configuration:

- Probe: EX3DV4 - SN7431; ConvF(7.62, 7.62, 7.62); Calibrated: 2017/9/30;
- Sensor-Surface: 1.4mm (Mechanical Surface Detection)
- Electronics: DAE4 Sn772; Calibrated: 2017/10/9
- Phantom: Triple Flat Phantom 5.1C; Type: QD 000 P51 CA; Serial: 1130
- Measurement SW: DASY52, Version 52.8 (8);

Area Scan (51x81x1): Interpolated grid: dx=1.200 mm, dy=1.200 mm

Maximum value of SAR (interpolated) = 1.73 W/kg

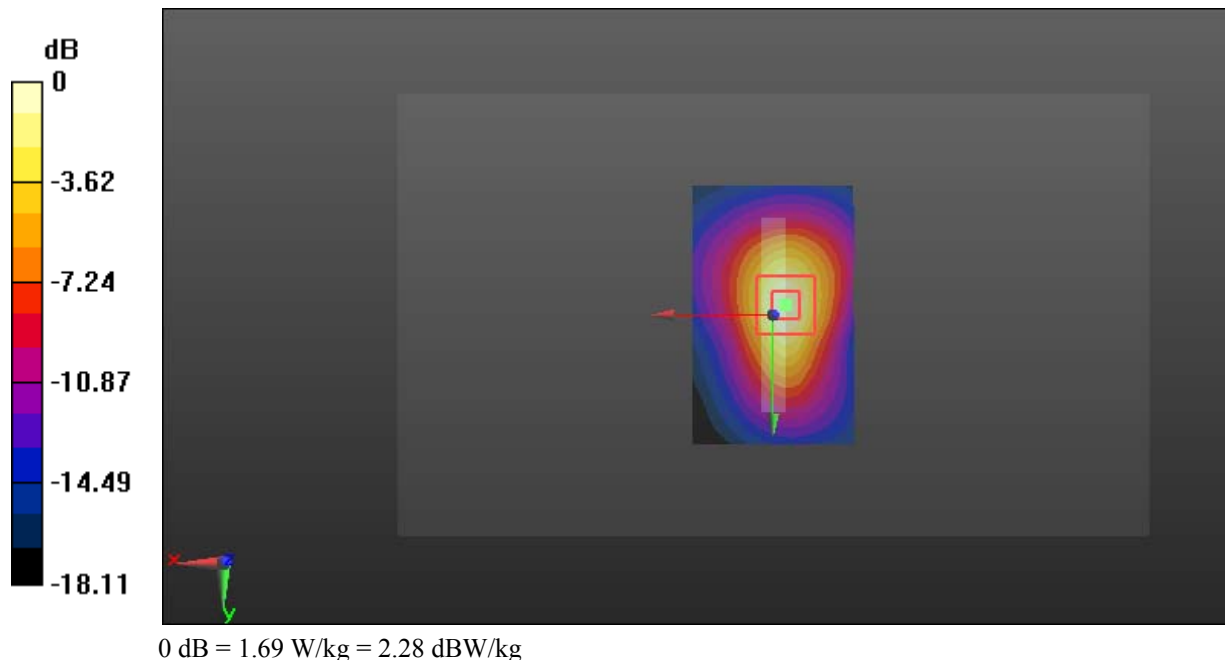
Zoom Scan (5x5x7)/Cube 0: Measurement grid: dx=8mm, dy=8mm, dz=5mm

Reference Value = 26.41 V/m; Power Drift = 0.13 dB

Peak SAR (extrapolated) = 2.27 W/kg

SAR(1 g) = 0.906 W/kg; SAR(10 g) = 0.391 W/kg

Maximum value of SAR (measured) = 1.69 W/kg



Test Plot 107#: LTE Band 7_Body Bottom_High_50%RB**DUT: Mobile phone; Type: ENERGY E500S; Serial: 18051500521**

Communication System: Generic FDD-LTE; Frequency: 2560 MHz; Duty Cycle: 1:1
Medium parameters used: $f = 2560$ MHz; $\sigma = 2.125$ S/m; $\epsilon_r = 52.663$; $\rho = 1000$ kg/m³ ;
Phantom section: Center Section

DASY5 Configuration:

- Probe: EX3DV4 - SN7431; ConvF(7.31, 7.31, 7.31); Calibrated: 2017/9/30;
- Sensor-Surface: 1.4mm (Mechanical Surface Detection)
- Electronics: DAE4 Sn772; Calibrated: 2017/10/9
- Phantom: Triple Flat Phantom 5.1C; Type: QD 000 P51 CA; Serial: 1130
- Measurement SW: DASY52, Version 52.8 (8);

Area Scan (51x81x1): Interpolated grid: dx=1.200 mm, dy=1.200 mm

Maximum value of SAR (interpolated) = 1.80 W/kg

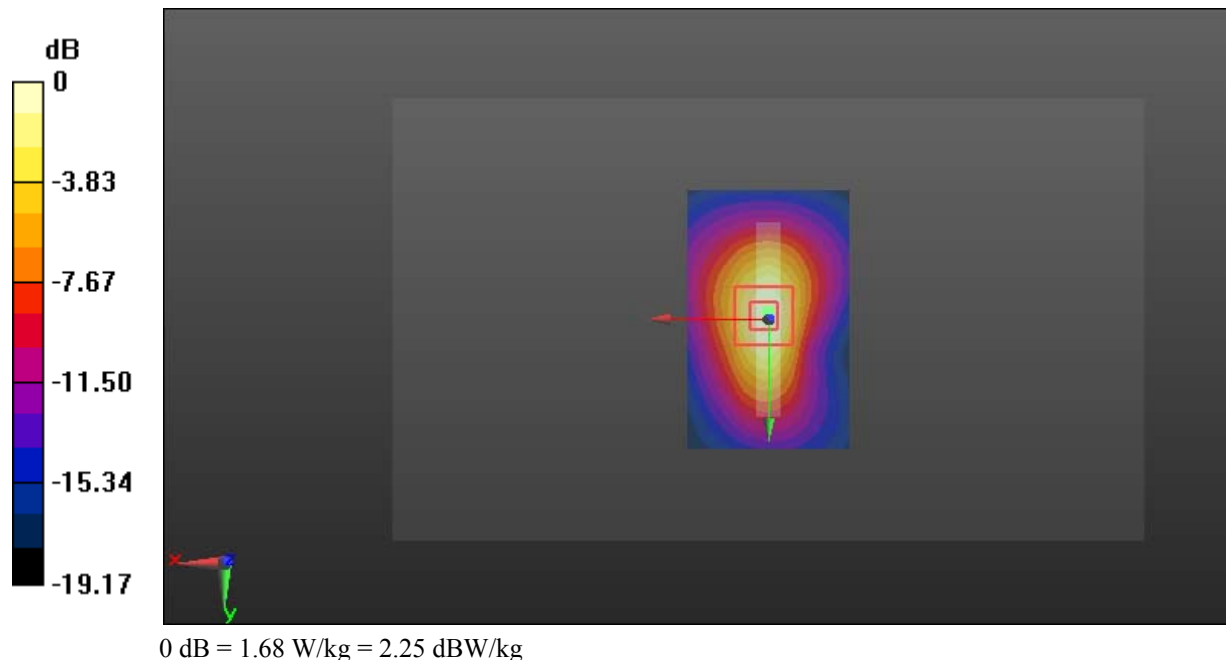
Zoom Scan (5x5x7)/Cube 0: Measurement grid: dx=8mm, dy=8mm, dz=5mm

Reference Value = 29.53 V/m; Power Drift = -0.08 dB

Peak SAR (extrapolated) = 2.33 W/kg

SAR(1 g) = 0.913 W/kg; SAR(10 g) = 0.391 W/kg

Maximum value of SAR (measured) = 1.68 W/kg



Test Plot 108#: LTE Band 7_Body Bottom_Middle_100%RB**DUT: Mobile phone; Type: ENERGY E500S; Serial: 18051500521**

Communication System: Generic FDD-LTE; Frequency: 2535 MHz; Duty Cycle: 1:1
Medium parameters used: $f = 2535$ MHz; $\sigma = 2.104$ S/m; $\epsilon_r = 53.091$; $\rho = 1000$ kg/m³ ;
Phantom section: Center Section

DASY5 Configuration:

- Probe: EX3DV4 - SN7431; ConvF(7.62, 7.62, 7.62); Calibrated: 2017/9/30;
- Sensor-Surface: 1.4mm (Mechanical Surface Detection)
- Electronics: DAE4 Sn772; Calibrated: 2017/10/9
- Phantom: Triple Flat Phantom 5.1C; Type: QD 000 P51 CA; Serial: 1130
- Measurement SW: DASY52, Version 52.8 (8);

Area Scan (51x81x1): Interpolated grid: dx=1.200 mm, dy=1.200 mm

Maximum value of SAR (interpolated) = 1.71 W/kg

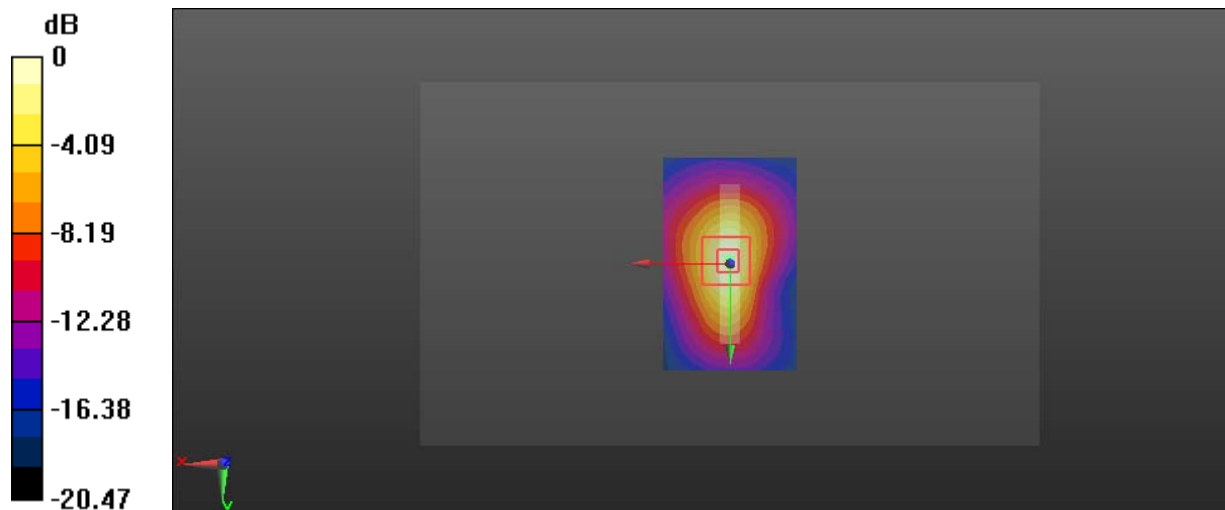
Zoom Scan (5x5x7)/Cube 0: Measurement grid: dx=8mm, dy=8mm, dz=5mm

Reference Value = 29.05 V/m; Power Drift = -0.12 dB

Peak SAR (extrapolated) = 2.34 W/kg

SAR(1 g) = 0.909 W/kg; SAR(10 g) = 0.385 W/kg

Maximum value of SAR (measured) = 1.69 W/kg



0 dB = 1.69 W/kg = 2.28 dBW/kg

Test Plot 109#: LTE Band 17_Head Left Cheek_Middle_1RB**DUT: Mobile phone; Type: ENERGY E500S; Serial: 18051500521**

Communication System: Generic FDD-LTE; Frequency: 710 MHz; Duty Cycle: 1:1
Medium parameters used: $f = 710$ MHz; $\sigma = 0.885$ S/m; $\epsilon_r = 43.008$; $\rho = 1000$ kg/m³ ;
Phantom section: Left Section

DASY5 Configuration:

- Probe: EX3DV4 - SN7431; ConvF(10.04, 10.04, 10.04); Calibrated: 2017/9/30;
- Sensor-Surface: 1.4mm (Mechanical Surface Detection)
- Electronics: DAE4 Sn772; Calibrated: 2017/10/9
- Phantom: Twin SAM; Type: Twin SAM V5.0; Serial: 1412
- Measurement SW: DASY52, Version 52.8 (8);

Area Scan (101x61x1): Interpolated grid: dx=1.500 mm, dy=1.500 mm

Maximum value of SAR (interpolated) = 0.175 W/kg

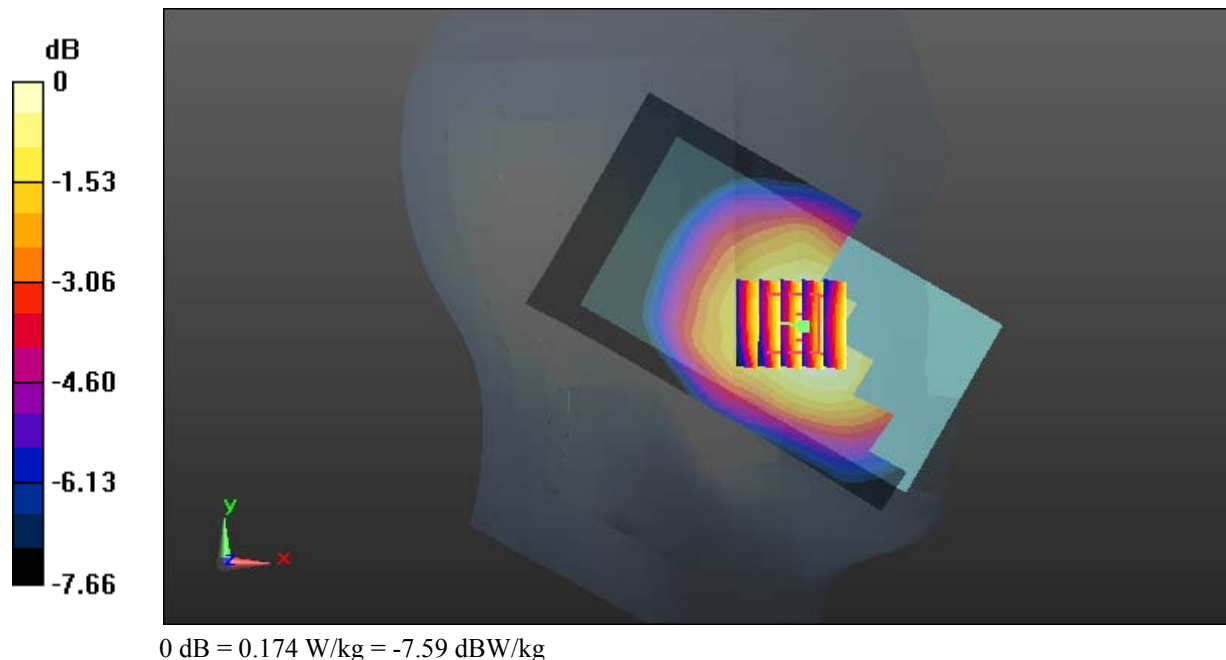
Zoom Scan (5x5x7)/Cube 0: Measurement grid: dx=8mm, dy=8mm, dz=5mm

Reference Value = 5.293 V/m; Power Drift = -0.17 dB

Peak SAR (extrapolated) = 0.187 W/kg

SAR(1 g) = 0.150 W/kg; SAR(10 g) = 0.119 W/kg

Maximum value of SAR (measured) = 0.174 W/kg



Test Plot 110#: LTE Band 17_Head Left Cheek_Middle_50%RB**DUT: Mobile phone; Type: ENERGY E500S; Serial: 18051500521**

Communication System: Generic FDD-LTE; Frequency: 710 MHz; Duty Cycle: 1:1
Medium parameters used: $f = 710$ MHz; $\sigma = 0.885$ S/m; $\epsilon_r = 43.008$; $\rho = 1000$ kg/m³ ;
Phantom section: Left Section

DASY5 Configuration:

- Probe: EX3DV4 - SN7431; ConvF(10.04, 10.04, 10.04); Calibrated: 2017/9/30;
- Sensor-Surface: 1.4mm (Mechanical Surface Detection)
- Electronics: DAE4 Sn772; Calibrated: 2017/10/9
- Phantom: Twin SAM; Type: Twin SAM V5.0; Serial: 1412
- Measurement SW: DASY52, Version 52.8 (8);

Area Scan (101x61x1): Interpolated grid: dx=1.500 mm, dy=1.500 mm

Maximum value of SAR (interpolated) = 0.140 W/kg

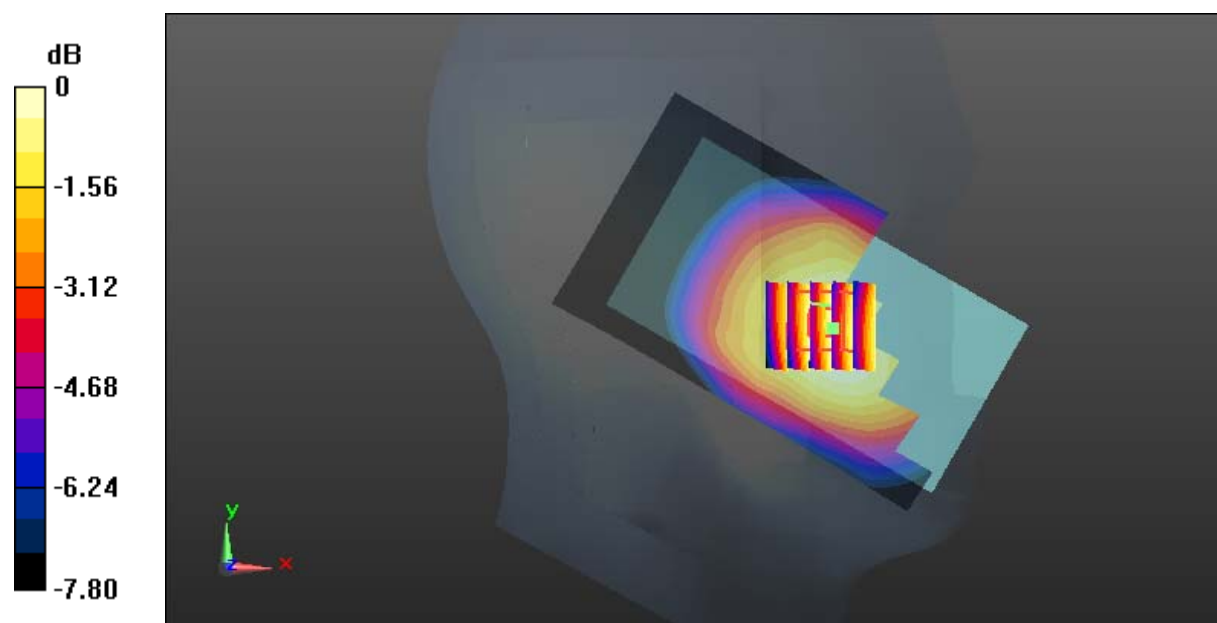
Zoom Scan (5x5x7)/Cube 0: Measurement grid: dx=8mm, dy=8mm, dz=5mm

Reference Value = 4.059 V/m; Power Drift = -0.12 dB

Peak SAR (extrapolated) = 0.146 W/kg

SAR(1 g) = 0.119 W/kg; SAR(10 g) = 0.094 W/kg

Maximum value of SAR (measured) = 0.135 W/kg



0 dB = 0.135 W/kg = -8.70 dBW/kg

Test Plot 111#: LTE Band 17_Head Left Tilt_Middle_1RB**DUT: Mobile phone; Type: ENERGY E500S; Serial: 18051500521**

Communication System: Generic FDD-LTE; Frequency: 710 MHz; Duty Cycle: 1:1
Medium parameters used: $f = 710$ MHz; $\sigma = 0.885$ S/m; $\epsilon_r = 43.008$; $\rho = 1000$ kg/m³ ;
Phantom section: Left Section

DASY5 Configuration:

- Probe: EX3DV4 - SN7431; ConvF(10.04, 10.04, 10.04); Calibrated: 2017/9/30;
- Sensor-Surface: 1.4mm (Mechanical Surface Detection)
- Electronics: DAE4 Sn772; Calibrated: 2017/10/9
- Phantom: Twin SAM; Type: Twin SAM V5.0; Serial: 1412
- Measurement SW: DASY52, Version 52.8 (8);

Area Scan (101x61x1): Interpolated grid: dx=1.500 mm, dy=1.500 mm

Maximum value of SAR (interpolated) = 0.0999 W/kg

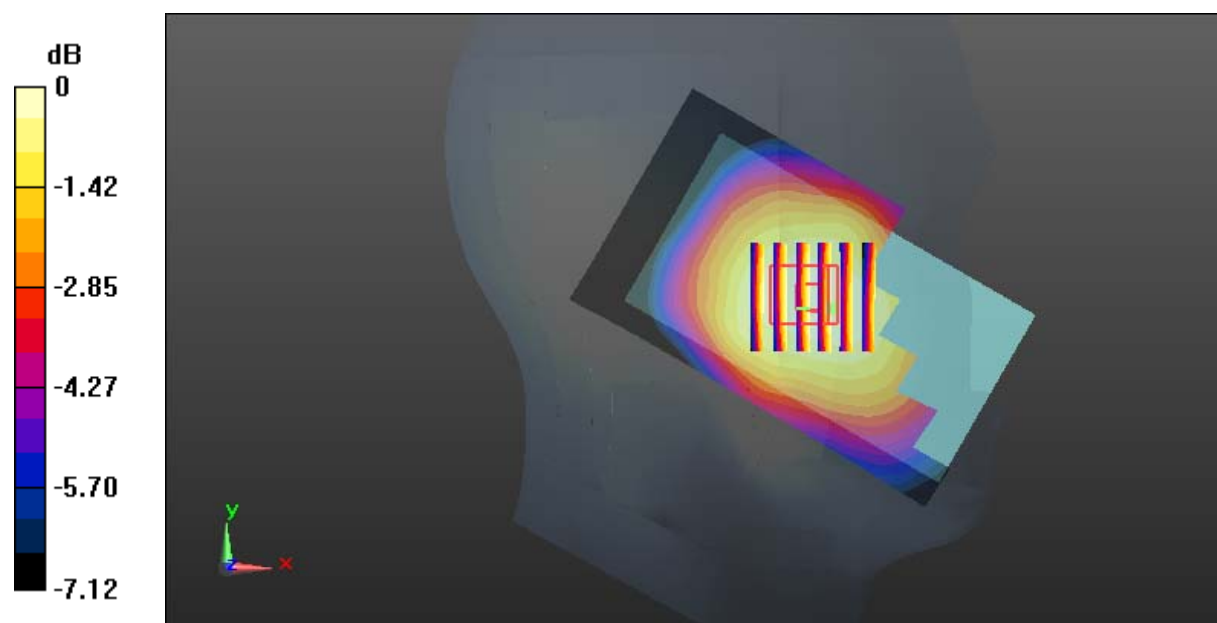
Zoom Scan (6x6x7)/Cube 0: Measurement grid: dx=8mm, dy=8mm, dz=5mm

Reference Value = 5.949 V/m; Power Drift = -0.08 dB

Peak SAR (extrapolated) = 0.101 W/kg

SAR(1 g) = 0.087 W/kg; SAR(10 g) = 0.071 W/kg

Maximum value of SAR (measured) = 0.0967 W/kg



0 dB = 0.0967 W/kg = -10.15 dBW/kg

Test Plot 112#: LTE Band 17_Head Left Tilt_Middle_50%RB**DUT: Mobile phone; Type: ENERGY E500S; Serial: 18051500521**

Communication System: Generic FDD-LTE; Frequency: 710 MHz; Duty Cycle: 1:1
Medium parameters used: $f = 710$ MHz; $\sigma = 0.885$ S/m; $\epsilon_r = 43.008$; $\rho = 1000$ kg/m³ ;
Phantom section: Left Section

DASY5 Configuration:

- Probe: EX3DV4 - SN7431; ConvF(10.04, 10.04, 10.04); Calibrated: 2017/9/30;
- Sensor-Surface: 1.4mm (Mechanical Surface Detection)
- Electronics: DAE4 Sn772; Calibrated: 2017/10/9
- Phantom: Twin SAM; Type: Twin SAM V5.0; Serial: 1412
- Measurement SW: DASY52, Version 52.8 (8);

Area Scan (101x61x1): Interpolated grid: dx=1.500 mm, dy=1.500 mm

Maximum value of SAR (interpolated) = 0.0811 W/kg

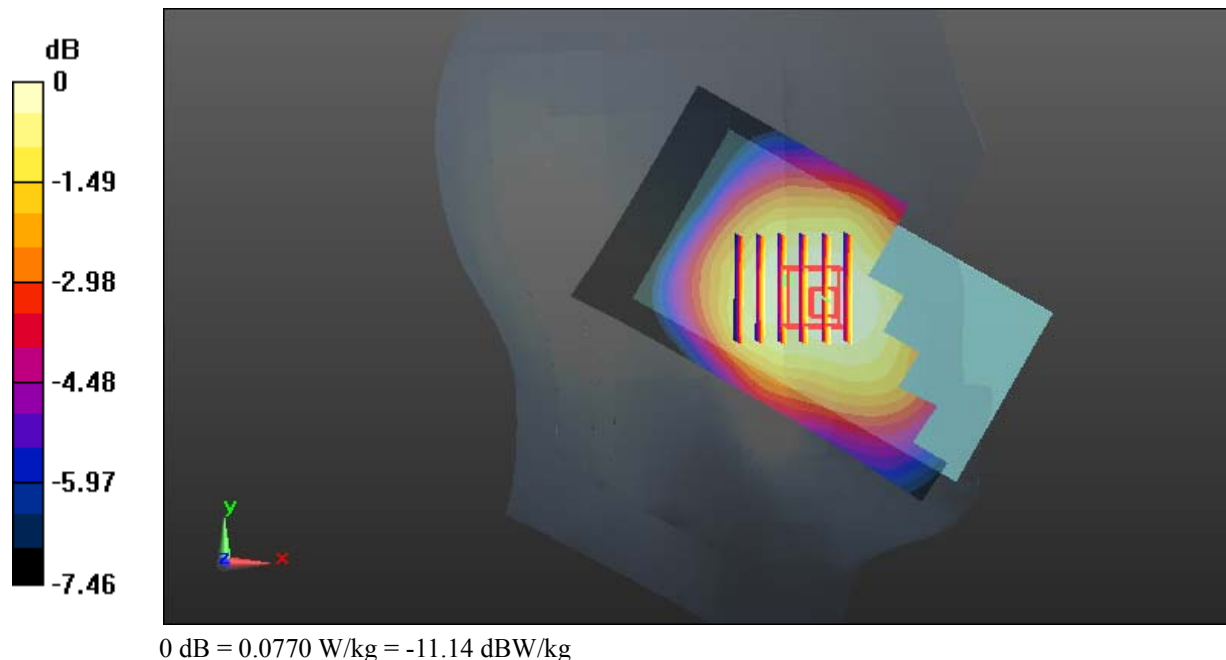
Zoom Scan (6x6x7)/Cube 0: Measurement grid: dx=8mm, dy=8mm, dz=5mm

Reference Value = 5.550 V/m; Power Drift = -0.13 dB

Peak SAR (extrapolated) = 0.0810 W/kg

SAR(1 g) = 0.070 W/kg; SAR(10 g) = 0.057 W/kg

Maximum value of SAR (measured) = 0.0770 W/kg



Test Plot 113#: LTE Band 17_Head Right Cheek_Middle_1RB**DUT: Mobile phone; Type: ENERGY E500S; Serial: 18051500521**

Communication System: Generic FDD-LTE; Frequency: 710 MHz; Duty Cycle: 1:1
Medium parameters used: $f = 710$ MHz; $\sigma = 0.885$ S/m; $\epsilon_r = 43.008$; $\rho = 1000$ kg/m³ ;
Phantom section: Right Section

DASY5 Configuration:

- Probe: EX3DV4 - SN7431; ConvF(10.04, 10.04, 10.04); Calibrated: 2017/9/30;
- Sensor-Surface: 1.4mm (Mechanical Surface Detection)
- Electronics: DAE4 Sn772; Calibrated: 2017/10/9
- Phantom: Twin SAM; Type: Twin SAM V5.0; Serial: 1412
- Measurement SW: DASY52, Version 52.8 (8);

Area Scan (101x61x1): Interpolated grid: dx=1.500 mm, dy=1.500 mm

Maximum value of SAR (interpolated) = 0.167 W/kg


Zoom Scan (6x6x7)/Cube 0: Measurement grid: dx=8mm, dy=8mm, dz=5mm

Reference Value = 4.683 V/m; Power Drift = 0.12 dB

Peak SAR (extrapolated) = 0.174 W/kg

SAR(1 g) = 0.132 W/kg; SAR(10 g) = 0.104 W/kg

Maximum value of SAR (measured) = 0.159 W/kg



Test Plot 114#: LTE Band 17_Head Right Cheek_Middle_50%RB**DUT: Mobile phone; Type: ENERGY E500S; Serial: 18051500521**

Communication System: Generic FDD-LTE; Frequency: 710 MHz; Duty Cycle: 1:1
Medium parameters used: $f = 710$ MHz; $\sigma = 0.885$ S/m; $\epsilon_r = 43.008$; $\rho = 1000$ kg/m³ ;
Phantom section: Right Section

DASY5 Configuration:

- Probe: EX3DV4 - SN7431; ConvF(10.04, 10.04, 10.04); Calibrated: 2017/9/30;
- Sensor-Surface: 1.4mm (Mechanical Surface Detection)
- Electronics: DAE4 Sn772; Calibrated: 2017/10/9
- Phantom: Twin SAM; Type: Twin SAM V5.0; Serial: 1412
- Measurement SW: DASY52, Version 52.8 (8);

Area Scan (101x61x1): Interpolated grid: $dx=1.500$ mm, $dy=1.500$ mm

Maximum value of SAR (interpolated) = 0.123 W/kg


Zoom Scan (6x6x7)/Cube 0: Measurement grid: $dx=8$ mm, $dy=8$ mm, $dz=5$ mm

Reference Value = 3.908 V/m; Power Drift = 0.14 dB

Peak SAR (extrapolated) = 0.138 W/kg

SAR(1 g) = 0.105 W/kg; SAR(10 g) = 0.083 W/kg

Maximum value of SAR (measured) = 0.125 W/kg



Test Plot 115#: LTE Band 17_Head Right Tilt_Middle_1RB**DUT: Mobile phone; Type: ENERGY E500S; Serial: 18051500521**

Communication System: Generic FDD-LTE; Frequency: 710 MHz; Duty Cycle: 1:1
Medium parameters used: $f = 710$ MHz; $\sigma = 0.885$ S/m; $\epsilon_r = 43.008$; $\rho = 1000$ kg/m³ ;
Phantom section: Right Section

DASY5 Configuration:

- Probe: EX3DV4 - SN7431; ConvF(10.04, 10.04, 10.04); Calibrated: 2017/9/30;
- Sensor-Surface: 1.4mm (Mechanical Surface Detection)
- Electronics: DAE4 Sn772; Calibrated: 2017/10/9
- Phantom: Twin SAM; Type: Twin SAM V5.0; Serial: 1412
- Measurement SW: DASY52, Version 52.8 (8);

Area Scan (101x61x1): Interpolated grid: dx=1.500 mm, dy=1.500 mm

Maximum value of SAR (interpolated) = 0.0791 W/kg


Zoom Scan (6x6x7)/Cube 0: Measurement grid: dx=8mm, dy=8mm, dz=5mm

Reference Value = 7.128 V/m; Power Drift = 0.03 dB

Peak SAR (extrapolated) = 0.0810 W/kg

SAR(1 g) = 0.070 W/kg; SAR(10 g) = 0.058 W/kg

Maximum value of SAR (measured) = 0.0773 W/kg



Test Plot 116#: LTE Band 17_Head Right Tilt_Middle_50%RB**DUT: Mobile phone; Type: ENERGY E500S; Serial: 18051500521**

Communication System: Generic FDD-LTE; Frequency: 710 MHz; Duty Cycle: 1:1
Medium parameters used: $f = 710$ MHz; $\sigma = 0.885$ S/m; $\epsilon_r = 43.008$; $\rho = 1000$ kg/m³ ;
Phantom section: Right Section

DASY5 Configuration:

- Probe: EX3DV4 - SN7431; ConvF(10.04, 10.04, 10.04); Calibrated: 2017/9/30;
- Sensor-Surface: 1.4mm (Mechanical Surface Detection)
- Electronics: DAE4 Sn772; Calibrated: 2017/10/9
- Phantom: Twin SAM; Type: Twin SAM V5.0; Serial: 1412
- Measurement SW: DASY52, Version 52.8 (8);

Area Scan (101x61x1): Interpolated grid: dx=1.500 mm, dy=1.500 mm

Maximum value of SAR (interpolated) = 0.0628 W/kg


Zoom Scan (6x6x7)/Cube 0: Measurement grid: dx=8mm, dy=8mm, dz=5mm

Reference Value = 6.307 V/m; Power Drift = 0.17 dB

Peak SAR (extrapolated) = 0.0640 W/kg

SAR(1 g) = 0.055 W/kg; SAR(10 g) = 0.046 W/kg

Maximum value of SAR (measured) = 0.0606 W/kg



Test Plot 117#: LTE Band 17_Body Back_Middle_1RB**DUT: Mobile phone; Type: ENERGY E500S; Serial: 18051500521**

Communication System: Generic FDD-LTE; Frequency: 710 MHz; Duty Cycle: 1:1
Medium parameters used: $f = 710$ MHz; $\sigma = 0.962$ S/m; $\epsilon_r = 55.116$; $\rho = 1000$ kg/m³ ;
Phantom section: Right Section

DASY5 Configuration:

- Probe: EX3DV4 - SN7431; ConvF(10.11, 10.11, 10.11); Calibrated: 2017/9/30;
- Sensor-Surface: 1.4mm (Mechanical Surface Detection)
- Electronics: DAE4 Sn772; Calibrated: 2017/10/9
- Phantom: Triple Flat Phantom 5.1C; Type: QD 000 P51 CA; Serial: 1130
- Measurement SW: DASY52, Version 52.8 (8);

Area Scan (101x61x1): Interpolated grid: dx=1.500 mm, dy=1.500 mm

Maximum value of SAR (interpolated) = 0.328 W/kg


Zoom Scan (5x5x7)/Cube 0: Measurement grid: dx=8mm, dy=8mm, dz=5mm

Reference Value = 18.27 V/m; Power Drift = -0.08 dB

Peak SAR (extrapolated) = 0.358 W/kg

SAR(1 g) = 0.277 W/kg; SAR(10 g) = 0.216 W/kg

Maximum value of SAR (measured) = 0.330 W/kg



Test Plot 118#: LTE Band 17_Body Back_Middle_50%RB**DUT: Mobile phone; Type: ENERGY E500S; Serial: 18051500521**

Communication System: Generic FDD-LTE; Frequency: 710 MHz; Duty Cycle: 1:1
Medium parameters used: $f = 710$ MHz; $\sigma = 0.962$ S/m; $\epsilon_r = 55.116$; $\rho = 1000$ kg/m³ ;
Phantom section: Right Section

DASY5 Configuration:

- Probe: EX3DV4 - SN7431; ConvF(10.11, 10.11, 10.11); Calibrated: 2017/9/30;
- Sensor-Surface: 1.4mm (Mechanical Surface Detection)
- Electronics: DAE4 Sn772; Calibrated: 2017/10/9
- Phantom: Triple Flat Phantom 5.1C; Type: QD 000 P51 CA; Serial: 1130
- Measurement SW: DASY52, Version 52.8 (8);

Area Scan (101x61x1): Interpolated grid: dx=1.500 mm, dy=1.500 mm

Maximum value of SAR (interpolated) = 0.264 W/kg


Zoom Scan (5x5x7)/Cube 0: Measurement grid: dx=8mm, dy=8mm, dz=5mm

Reference Value = 16.35 V/m; Power Drift = 0.08 dB

Peak SAR (extrapolated) = 0.289 W/kg

SAR(1 g) = 0.222 W/kg; SAR(10 g) = 0.173 W/kg

Maximum value of SAR (measured) = 0.263 W/kg



Test Plot 119#: LTE Band 17_Body Left_Middle_1RB**DUT: Mobile phone; Type: ENERGY E500S; Serial: 18051500521**

Communication System: Generic FDD-LTE; Frequency: 710 MHz; Duty Cycle: 1:1
Medium parameters used: $f = 710$ MHz; $\sigma = 0.962$ S/m; $\epsilon_r = 55.116$; $\rho = 1000$ kg/m³ ;
Phantom section: Right Section

DASY5 Configuration:

- Probe: EX3DV4 - SN7431; ConvF(10.11, 10.11, 10.11); Calibrated: 2017/9/30;
- Sensor-Surface: 1.4mm (Mechanical Surface Detection)
- Electronics: DAE4 Sn772; Calibrated: 2017/10/9
- Phantom: Triple Flat Phantom 5.1C; Type: QD 000 P51 CA; Serial: 1130
- Measurement SW: DASY52, Version 52.8 (8);

Area Scan (101x41x1): Interpolated grid: dx=1.500 mm, dy=1.500 mm

Maximum value of SAR (interpolated) = 0.0962 W/kg


Zoom Scan (5x5x7)/Cube 0: Measurement grid: dx=8mm, dy=8mm, dz=5mm

Reference Value = 9.779 V/m; Power Drift = 0.12 dB

Peak SAR (extrapolated) = 0.107 W/kg

SAR(1 g) = 0.075 W/kg; SAR(10 g) = 0.054 W/kg

Maximum value of SAR (measured) = 0.0956 W/kg



Test Plot 120#: LTE Band 17_Body Left_Middle_50%RB**DUT: Mobile phone; Type: ENERGY E500S; Serial: 18051500521**

Communication System: Generic FDD-LTE; Frequency: 710 MHz; Duty Cycle: 1:1
Medium parameters used: $f = 710$ MHz; $\sigma = 0.962$ S/m; $\epsilon_r = 55.116$; $\rho = 1000$ kg/m³ ;
Phantom section: Right Section

DASY5 Configuration:

- Probe: EX3DV4 - SN7431; ConvF(10.11, 10.11, 10.11); Calibrated: 2017/9/30;
- Sensor-Surface: 1.4mm (Mechanical Surface Detection)
- Electronics: DAE4 Sn772; Calibrated: 2017/10/9
- Phantom: Triple Flat Phantom 5.1C; Type: QD 000 P51 CA; Serial: 1130
- Measurement SW: DASY52, Version 52.8 (8);

Area Scan (101x41x1): Interpolated grid: dx=1.500 mm, dy=1.500 mm

Maximum value of SAR (interpolated) = 0.0752 W/kg


Zoom Scan (5x5x7)/Cube 0: Measurement grid: dx=8mm, dy=8mm, dz=5mm

Reference Value = 8.970 V/m; Power Drift = -0.13 dB

Peak SAR (extrapolated) = 0.0820 W/kg

SAR(1 g) = 0.056 W/kg; SAR(10 g) = 0.041 W/kg

Maximum value of SAR (measured) = 0.0725 W/kg



Test Plot 121#: LTE Band 17_Body Right_Middle_1RB**DUT: Mobile phone; Type: ENERGY E500S; Serial: 18051500521**

Communication System: Generic FDD-LTE; Frequency: 710 MHz; Duty Cycle: 1:1
Medium parameters used: $f = 710$ MHz; $\sigma = 0.962$ S/m; $\epsilon_r = 55.116$; $\rho = 1000$ kg/m³ ;
Phantom section: Right Section

DASY5 Configuration:

- Probe: EX3DV4 - SN7431; ConvF(10.11, 10.11, 10.11); Calibrated: 2017/9/30;
- Sensor-Surface: 1.4mm (Mechanical Surface Detection)
- Electronics: DAE4 Sn772; Calibrated: 2017/10/9
- Phantom: Triple Flat Phantom 5.1C; Type: QD 000 P51 CA; Serial: 1130
- Measurement SW: DASY52, Version 52.8 (8);

Area Scan (101x41x1): Interpolated grid: dx=1.500 mm, dy=1.500 mm

Maximum value of SAR (interpolated) = 0.188 W/kg


Zoom Scan (5x5x7)/Cube 0: Measurement grid: dx=8mm, dy=8mm, dz=5mm

Reference Value = 14.08 V/m; Power Drift = -0.11 dB

Peak SAR (extrapolated) = 0.214 W/kg

SAR(1 g) = 0.149 W/kg; SAR(10 g) = 0.106 W/kg

Maximum value of SAR (measured) = 0.190 W/kg



Test Plot 122#: LTE Band 17_Body Right_Middle_50%RB**DUT: Mobile phone; Type: ENERGY E500S; Serial: 18051500521**

Communication System: Generic FDD-LTE; Frequency: 710 MHz; Duty Cycle: 1:1
Medium parameters used: $f = 710$ MHz; $\sigma = 0.962$ S/m; $\epsilon_r = 55.116$; $\rho = 1000$ kg/m³ ;
Phantom section: Right Section

DASY5 Configuration:

- Probe: EX3DV4 - SN7431; ConvF(10.11, 10.11, 10.11); Calibrated: 2017/9/30;
- Sensor-Surface: 1.4mm (Mechanical Surface Detection)
- Electronics: DAE4 Sn772; Calibrated: 2017/10/9
- Phantom: Triple Flat Phantom 5.1C; Type: QD 000 P51 CA; Serial: 1130
- Measurement SW: DASY52, Version 52.8 (8);

Area Scan (101x41x1): Interpolated grid: dx=1.500 mm, dy=1.500 mm

Maximum value of SAR (interpolated) = 0.155 W/kg


Zoom Scan (5x5x7)/Cube 0: Measurement grid: dx=8mm, dy=8mm, dz=5mm

Reference Value = 12.67 V/m; Power Drift = -0.07 dB

Peak SAR (extrapolated) = 0.173 W/kg

SAR(1 g) = 0.120 W/kg; SAR(10 g) = 0.086 W/kg

Maximum value of SAR (measured) = 0.153 W/kg



Test Plot 123#: LTE Band 17_Body Bottom_Middle_1RB**DUT: Mobile phone; Type: ENERGY E500S; Serial: 18051500521**

Communication System: Generic FDD-LTE; Frequency: 710 MHz; Duty Cycle: 1:1
Medium parameters used: $f = 710$ MHz; $\sigma = 0.962$ S/m; $\epsilon_r = 55.116$; $\rho = 1000$ kg/m³ ;
Phantom section: Right Section

DASY5 Configuration:

- Probe: EX3DV4 - SN7431; ConvF(10.11, 10.11, 10.11); Calibrated: 2017/9/30;
- Sensor-Surface: 1.4mm (Mechanical Surface Detection)
- Electronics: DAE4 Sn772; Calibrated: 2017/10/9
- Phantom: Triple Flat Phantom 5.1C; Type: QD 000 P51 CA; Serial: 1130
- Measurement SW: DASY52, Version 52.8 (8);

Area Scan (41x61x1): Interpolated grid: dx=1.500 mm, dy=1.500 mm

Maximum value of SAR (interpolated) = 0.0672 W/kg

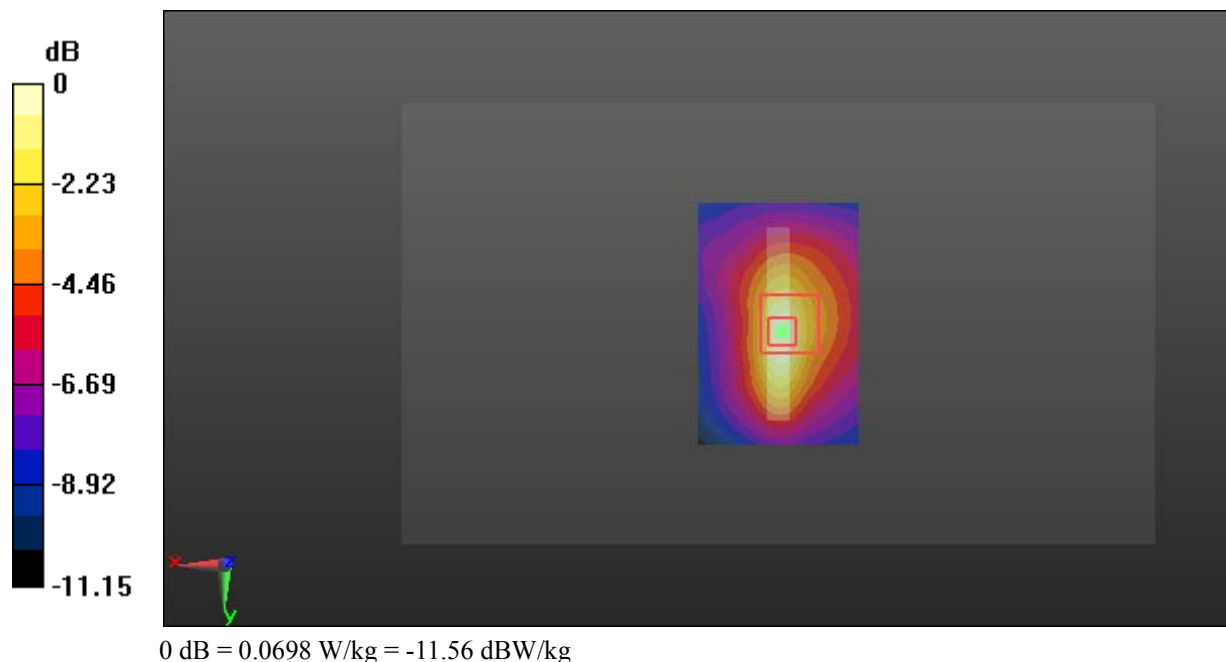
Zoom Scan (5x5x7)/Cube 0: Measurement grid: dx=8mm, dy=8mm, dz=5mm

Reference Value = 8.439 V/m; Power Drift = -0.05 dB

Peak SAR (extrapolated) = 0.0980 W/kg

SAR(1 g) = 0.039 W/kg; SAR(10 g) = 0.022 W/kg

Maximum value of SAR (measured) = 0.0698 W/kg



Test Plot 124#: LTE Band 17_Body Bottom_Middle_50%RB**DUT: Mobile phone; Type: ENERGY E500S; Serial: 18051500521**

Communication System: Generic FDD-LTE; Frequency: 710 MHz; Duty Cycle: 1:1
Medium parameters used: $f = 710$ MHz; $\sigma = 0.962$ S/m; $\epsilon_r = 55.116$; $\rho = 1000$ kg/m³ ;
Phantom section: Right Section

DASY5 Configuration:

- Probe: EX3DV4 - SN7431; ConvF(10.11, 10.11, 10.11); Calibrated: 2017/9/30;
- Sensor-Surface: 1.4mm (Mechanical Surface Detection)
- Electronics: DAE4 Sn772; Calibrated: 2017/10/9
- Phantom: Triple Flat Phantom 5.1C; Type: QD 000 P51 CA; Serial: 1130
- Measurement SW: DASY52, Version 52.8 (8);

Area Scan (41x61x1): Interpolated grid: dx=1.500 mm, dy=1.500 mm

Maximum value of SAR (interpolated) = 0.0560 W/kg

Zoom Scan (5x5x7)/Cube 0: Measurement grid: dx=8mm, dy=8mm, dz=5mm

Reference Value = 7.516 V/m; Power Drift = -0.04 dB

Peak SAR (extrapolated) = 0.0720 W/kg

SAR(1 g) = 0.031 W/kg; SAR(10 g) = 0.018 W/kg

Maximum value of SAR (measured) = 0.0538 W/kg

