

DUT: mobile phone; Type: ENERGY E10;

Communication System: GSM; Frequency: 836.6 MHz; Duty Cycle: 1:8

Medium parameters used: $f = 836.6$ MHz; $\sigma = 0.88$ mho/m; $\epsilon_r = 41.31$; $\rho = 1000$ kg/m³

Phantom section: Left Section

DASY4 Configuration:

- Probe: EX3DV4 – SN7382; ConvF(10.50, 10.50, 10.50); Calibrated: 26/10/2016

- Sensor-Surface: 4mm (Mechanical Surface Detection)

- Electronics: DAE – SN772; Calibrated: 25/10/2016

- Phantom: TWIN SAM; Type: Twin SAM V5.0; Serial: 1909

- Measurement SW: DASY4, V4.5 Build 19; Postprocessing SW: SEMCAD, V1.8 Build 145

Left Cheek/GSM 850 Mid/Area Scan (101x121x1): Measurement grid: dx=10mm, dy=10mm

Maximum value of SAR (interpolated) = 0.073 mW/g

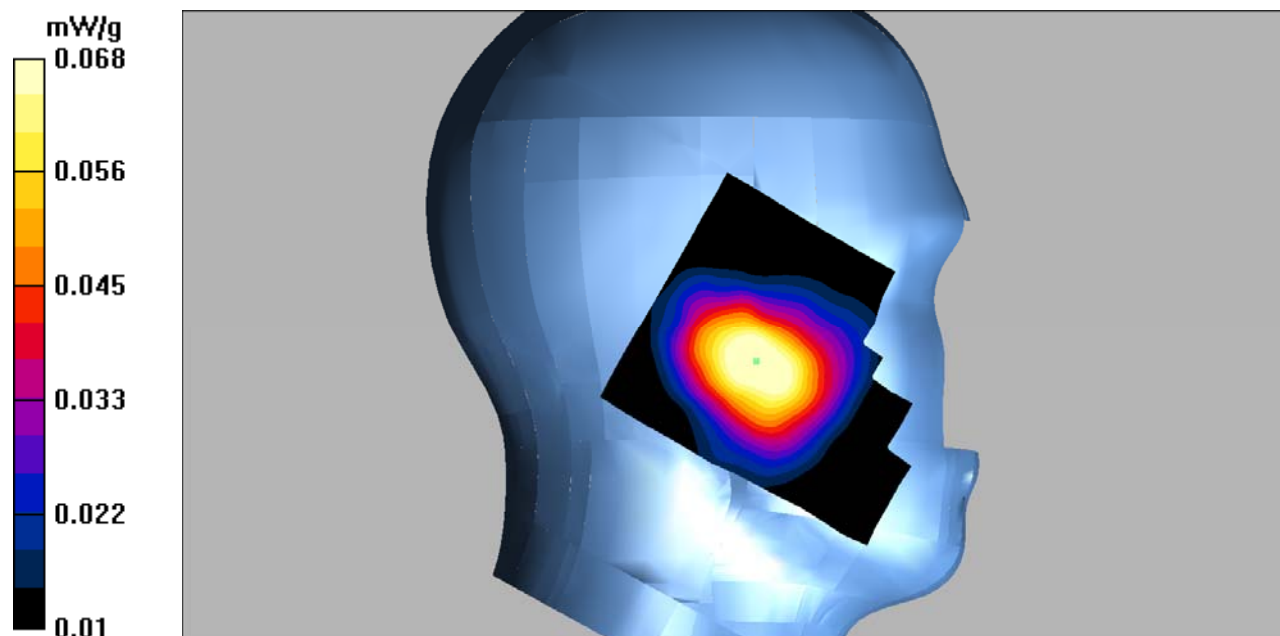
Left Cheek/GSM 850 Mid/Zoom Scan (7x7x7)/Cube 0: Measurement grid: dx=5mm, dy=5mm, dz=5mm

Reference Value = 4.02 V/m; Power Drift = -0.137 dB

Peak SAR (extrapolated) = 0.090 W/kg

SAR(1 g) = 0.065 mW/g; SAR(10 g) = 0.045 mW/g

Maximum value of SAR (measured) = 0.068 mW/g



DUT: mobile phone; Type: ENERGY E10;

Communication System: GSM; Frequency: 836.6 MHz; Duty Cycle: 1:8

Medium parameters used: $f = 836.6$ MHz; $\sigma = 0.88$ mho/m; $\epsilon_r = 41.31$; $\rho = 1000$ kg/m³

Phantom section: Left Section

DASY4 Configuration:

- Probe: EX3DV4 – SN7382; ConvF(10.50, 10.50, 10.50); Calibrated: 26/10/2016
- Sensor-Surface: 4mm (Mechanical Surface Detection)
- Electronics: DAE – SN772; Calibrated: 25/10/2016
- Phantom: TWIN SAM; Type: Twin SAM V5.0; Serial: 1909
- Measurement SW: DASY4, V4.5 Build 19; Postprocessing SW: SEMCAD, V1.8 Build 145

Left Tilt/GSM 850 Mid/Area Scan (101x121x1): Measurement grid: dx=10mm, dy=10mm

Maximum value of SAR (interpolated) = 0.041 mW/g

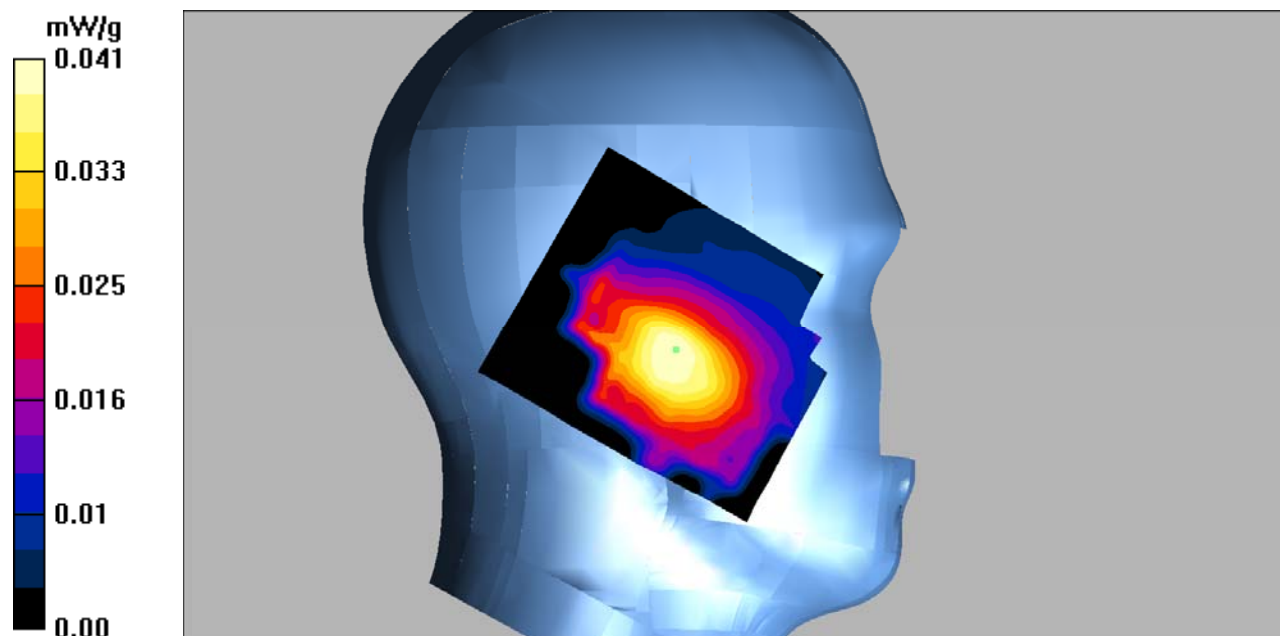
Left Tilt/GSM 850 Mid/Zoom Scan (7x7x7)/Cube 0: Measurement grid: dx=5mm, dy=5mm, dz=5mm

Reference Value = 4.42 V/m; Power Drift = 0.062 dB

Peak SAR (extrapolated) = 0.053 W/kg

SAR(1 g) = 0.039 mW/g; SAR(10 g) = 0.028 mW/g

Maximum value of SAR (measured) = 0.041 mW/g



DUT: mobile phone; Type: ENERGY E10;

Communication System: GSM; Frequency: 836.6 MHz; Duty Cycle: 1:8

Medium parameters used: $f = 836.6$ MHz; $\sigma = 0.88$ mho/m; $\epsilon_r = 41.31$; $\rho = 1000$ kg/m³

Phantom section: Right Section

DASY4 Configuration:

- Probe: EX3DV4 – SN7382; ConvF(10.50, 10.50, 10.50); Calibrated: 26/10/2016

- Sensor-Surface: 4mm (Mechanical Surface Detection)

- Electronics: DAE – SN772; Calibrated: 25/10/2016

- Phantom: TWIN SAM; Type: Twin SAM V5.0; Serial: 1909

- Measurement SW: DASY4, V4.5 Build 19; Postprocessing SW: SEMCAD, V1.8 Build 145

Right Cheek/GSM 850 Mid/Area Scan (101x121x1): Measurement grid: dx=10mm, dy=10mm

Maximum value of SAR (interpolated) = 0.086 mW/g

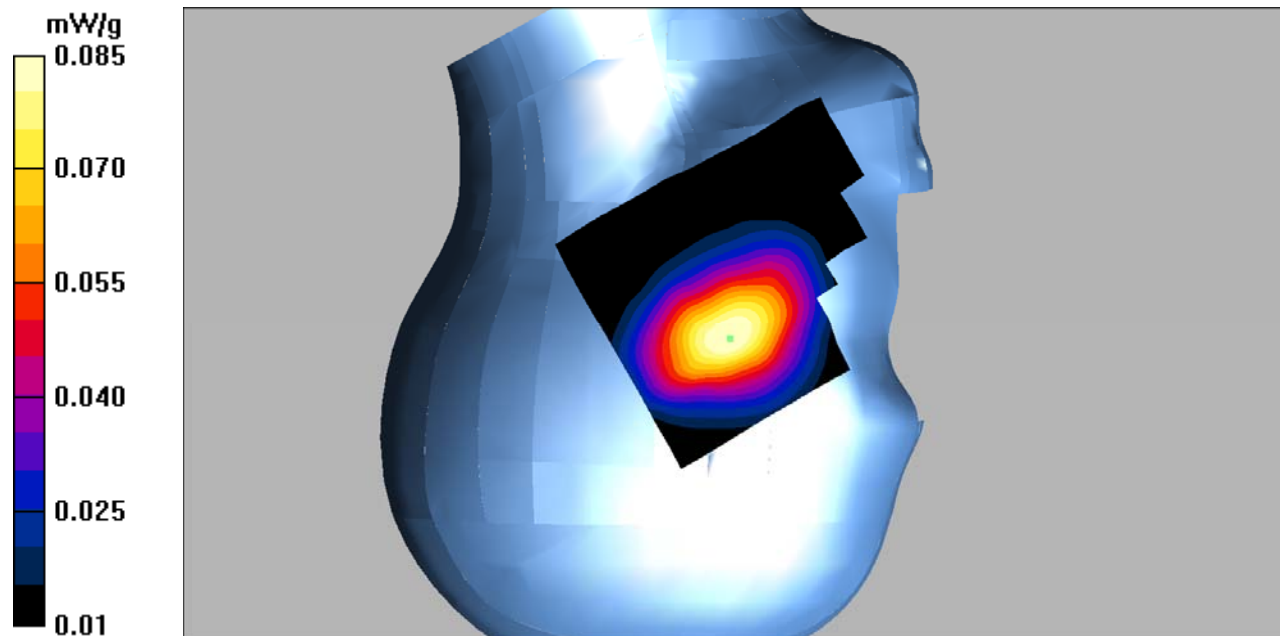
Right Cheek/GSM 850 Mid/Zoom Scan (7x7x7)/Cube 0: Measurement grid: dx=5mm, dy=5mm, dz=5mm

Reference Value = 4.62 V/m; Power Drift = 0.347 dB

Peak SAR (extrapolated) = 0.107 W/kg

SAR(1 g) = 0.080 mW/g; SAR(10 g) = 0.056 mW/g

Maximum value of SAR (measured) = 0.085 mW/g



DUT: mobile phone; Type: ENERGY E10;

Communication System: GSM; Frequency: 836.6 MHz; Duty Cycle: 1:8

Medium parameters used: $f = 836.6$ MHz; $\sigma = 0.88$ mho/m; $\epsilon_r = 41.31$; $\rho = 1000$ kg/m³

Phantom section: Right Section

DASY4 Configuration:

- Probe: EX3DV4 – SN7382; ConvF(10.50, 10.50, 10.50); Calibrated: 26/10/2016

- Sensor-Surface: 4mm (Mechanical Surface Detection)

- Electronics: DAE – SN772; Calibrated: 25/10/2016

- Phantom: TWIN SAM; Type: Twin SAM V5.0; Serial: 1909

- Measurement SW: DASY4, V4.5 Build 19; Postprocessing SW: SEMCAD, V1.8 Build 145

Right Tilt/GSM 850 Mid/Area Scan (101x121x1): Measurement grid: dx=10mm, dy=10mm

Maximum value of SAR (interpolated) = 0.046 mW/g

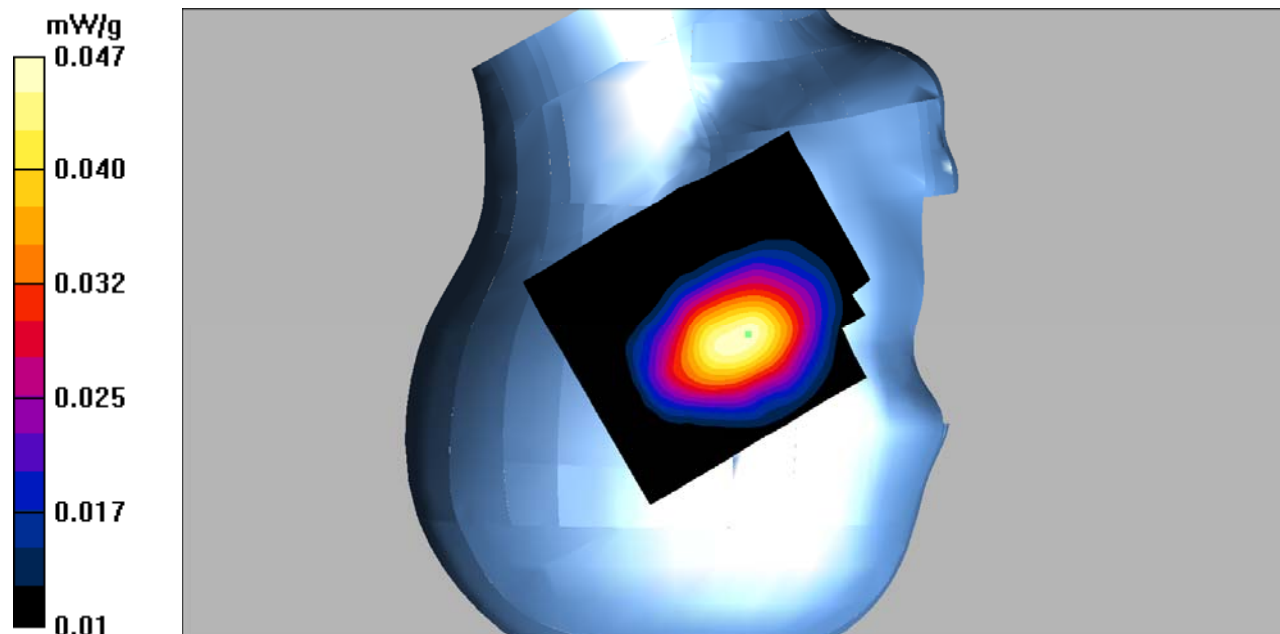
Right Tilt/GSM 850 Mid/Zoom Scan (7x7x7)/Cube 0: Measurement grid: dx=5mm, dy=5mm, dz=5mm

Reference Value = 4.58 V/m; Power Drift = -0.065 dB

Peak SAR (extrapolated) = 0.060 W/kg

SAR(1 g) = 0.044 mW/g; SAR(10 g) = 0.031 mW/g

Maximum value of SAR (measured) = 0.047 mW/g



DUT: mobile phone; Type: ENERGY E10;

Communication System: GSM; Frequency: 836.6 MHz; Duty Cycle: 1:8

Medium parameters used: $f = 836.6$ MHz; $\sigma = 0.94$ mho/m; $\epsilon_r = 55.78$; $\rho = 1000$ kg/m³

Phantom section: Flat Section

DASY4 Configuration:

- Probe: EX3DV4 – SN7382; ConvF(10.54, 10.54, 10.54); Calibrated: 26/10/2016

- Sensor-Surface: 4mm (Mechanical Surface Detection)

- Electronics: DAE – SN772; Calibrated: 25/10/2016

- Phantom: TWIN SAM; Type: Twin SAM V5.0; Serial: 1909

- Measurement SW: DASY4, V4.5 Build 19; Postprocessing SW: SEMCAD, V1.8 Build 145

Body Worn Back/GSM 850 Mid/Area Scan (101x121x1): Measurement grid: dx=10mm, dy=10mm

Maximum value of SAR (interpolated) = 0.460 mW/g

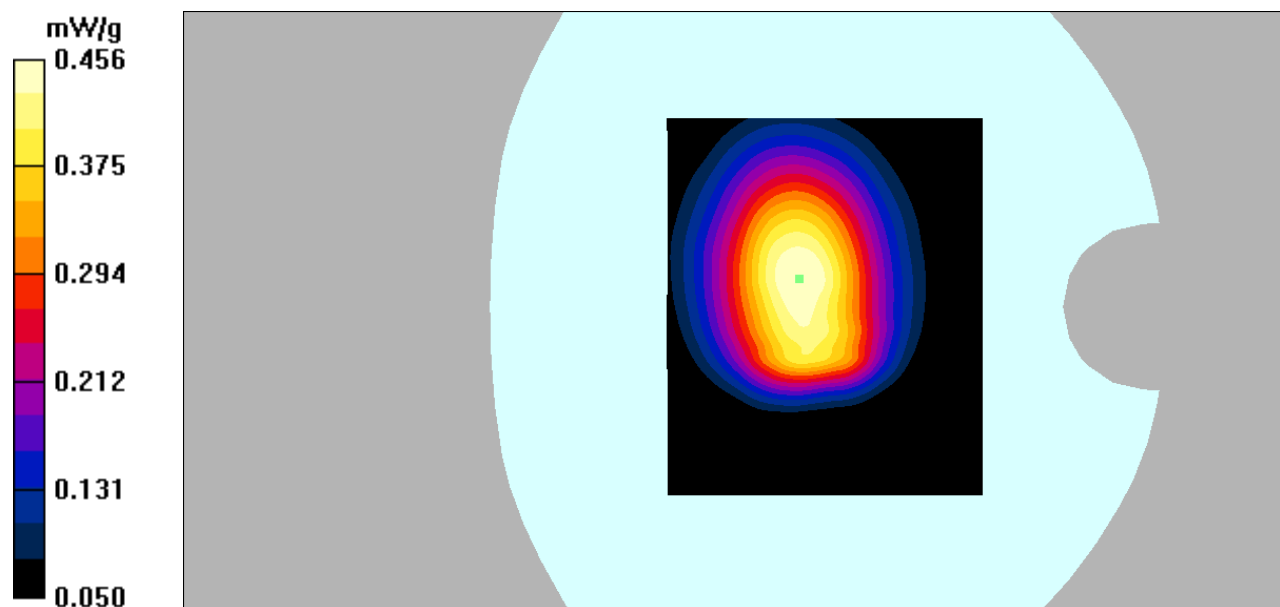
Body Worn Back/GSM 850 Mid/Zoom Scan (7x7x7)/Cube 0: Measurement grid: dx=5mm, dy=5mm, dz=5mm

Reference Value = 20.4 V/m; Power Drift = 0.118 dB

Peak SAR (extrapolated) = 0.568 W/kg

SAR(1 g) = 0.431 mW/g; SAR(10 g) = 0.309 mW/g

Maximum value of SAR (measured) = 0.456 mW/g



DUT: mobile phone; Type: ENERGY E10;

Communication System: GPRS-2slots; Frequency: 836.6 MHz; Duty Cycle: 1:4

Medium parameters used: $f = 836.6$ MHz; $\sigma = 0.94$ mho/m; $\epsilon_r = 55.78$; $\rho = 1000$ kg/m³

Phantom section: Flat Section

DASY4 Configuration:

- Probe: EX3DV4 – SN7382; ConvF(10.54, 10.54, 10.54); Calibrated: 26/10/2016

- Sensor-Surface: 4mm (Mechanical Surface Detection)

- Electronics: DAE – SN772; Calibrated: 25/10/2016

- Phantom: TWIN SAM; Type: Twin SAM V5.0; Serial: 1909

- Measurement SW: DASY4, V4.5 Build 19; Postprocessing SW: SEMCAD, V1.8 Build 145

Body Back/GSM 850 Mid/Area Scan (91x131x1): Measurement grid: dx=10mm, dy=10mm

Maximum value of SAR (interpolated) = 0.749 mW/g

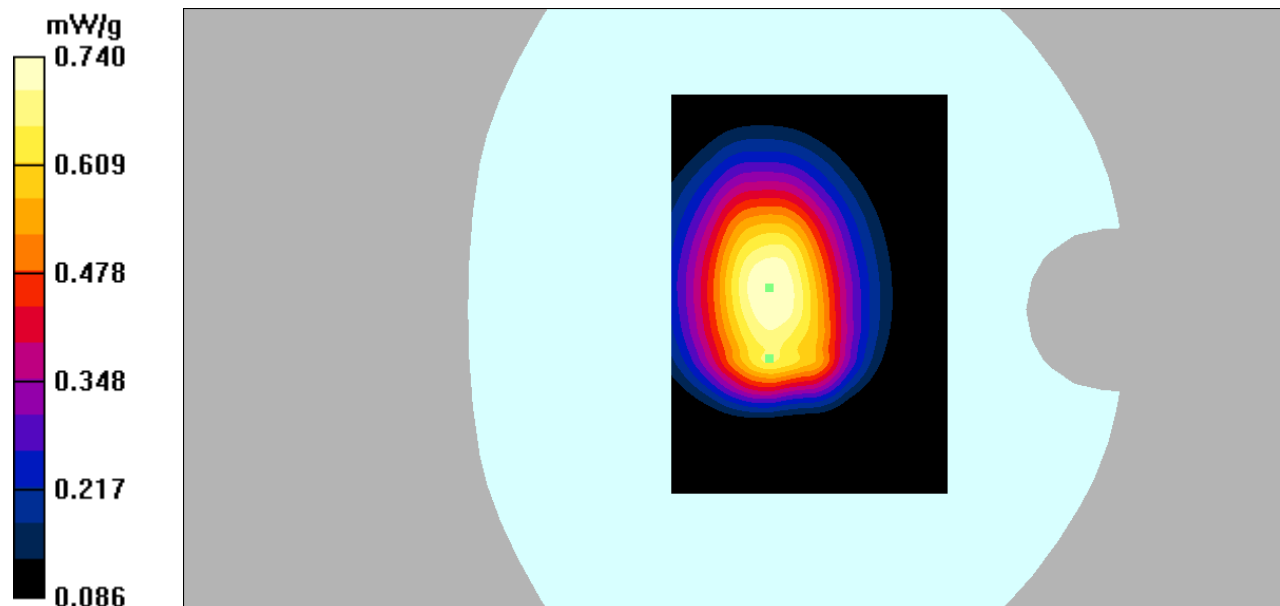
Body Back/GSM 850 Mid/Zoom Scan (7x7x7)/Cube 0: Measurement grid: dx=5mm, dy=5mm, dz=5mm

Reference Value = 27.3 V/m; Power Drift = -0.332 dB

Peak SAR (extrapolated) = 0.935 W/kg

SAR(1 g) = 0.698 mW/g; SAR(10 g) = 0.500 mW/g

Maximum value of SAR (measured) = 0.740 mW/g



DUT: mobile phone; Type: ENERGY E10;

Communication System: GSM; Frequency: 1909.8 MHz; Duty Cycle: 1:8

Medium parameters used: $f = 1909.8$ MHz; $\sigma = 1.41$ mho/m; $\epsilon_r = 40.1$; $\rho = 1000$ kg/m³

Phantom section: Left Section

DASY4 Configuration:

- Probe: EX3DV4 – SN7382; ConvF(8.71, 8.71, 8.71); Calibrated: 26/10/2016

- Sensor-Surface: 4mm (Mechanical Surface Detection)

- Electronics: DAE – SN772; Calibrated: 25/10/2016

- Phantom: TWIN SAM; Type: Twin SAM V5.0; Serial: 1909

- Measurement SW: DASY4, V4.5 Build 19; Postprocessing SW: SEMCAD, V1.8 Build 145

Left Cheek/GSM 1900 Mid/Area Scan (101x121x1): Measurement grid: dx=10mm, dy=10mm

Maximum value of SAR (interpolated) = 0.323 mW/g

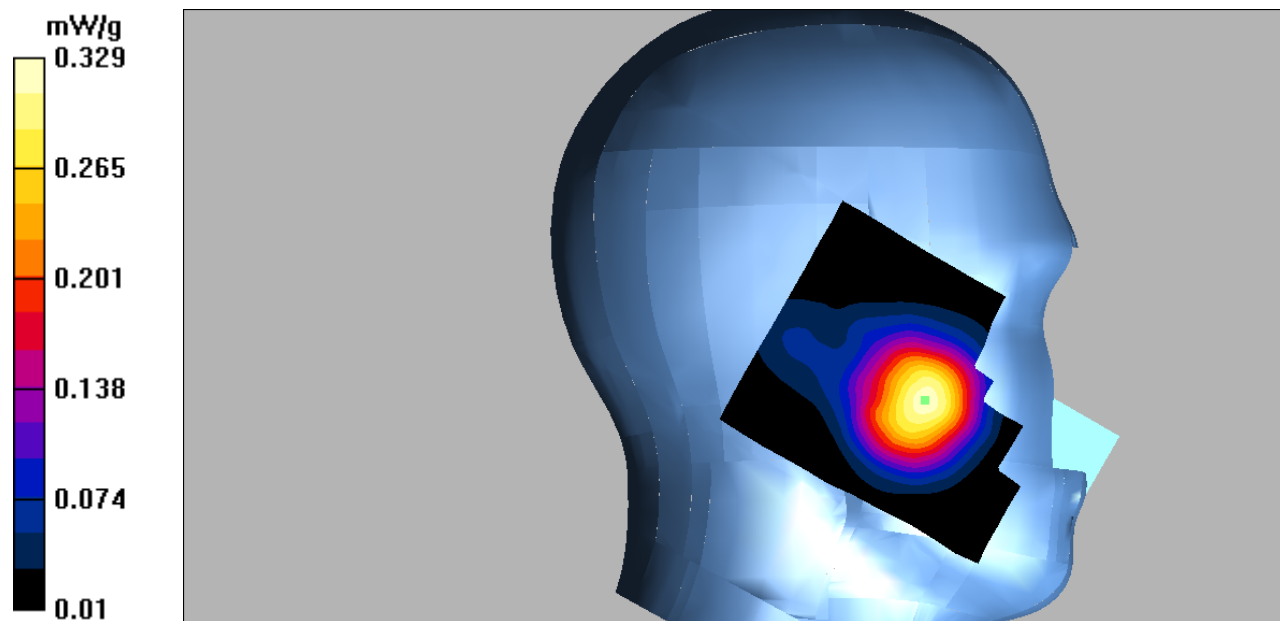
Left Cheek/GSM 1900 Mid/Zoom Scan (7x7x7)/Cube 0: Measurement grid: dx=5mm, dy=5mm, dz=5mm

Reference Value = 5.44 V/m; Power Drift = 0.041 dB

Peak SAR (extrapolated) = 0.474 W/kg

SAR(1 g) = 0.306 mW/g; SAR(10 g) = 0.185 mW/g

Maximum value of SAR (measured) = 0.329 mW/g



DUT: mobile phone; Type: ENERGY E10;

Communication System: GSM; Frequency: 1909.8 MHz; Duty Cycle: 1:8

Medium parameters used: $f = 1909.8$ MHz; $\sigma = 1.41$ mho/m; $\epsilon_r = 40.1$; $\rho = 1000$ kg/m³

Phantom section: Left Section

DASY4 Configuration:

- Probe: EX3DV4 – SN7382; ConvF(8.71, 8.71, 8.71); Calibrated: 26/10/2016
- Sensor-Surface: 4mm (Mechanical Surface Detection)
- Electronics: DAE – SN772; Calibrated: 25/10/2016
- Phantom: TWIN SAM; Type: Twin SAM V5.0; Serial: 1909
- Measurement SW: DASY4, V4.5 Build 19; Postprocessing SW: SEMCAD, V1.8 Build 145

Left Tilt/GSM 1900 Mid/Area Scan (101x121x1): Measurement grid: dx=10mm, dy=10mm

Maximum value of SAR (interpolated) = 0.042 mW/g

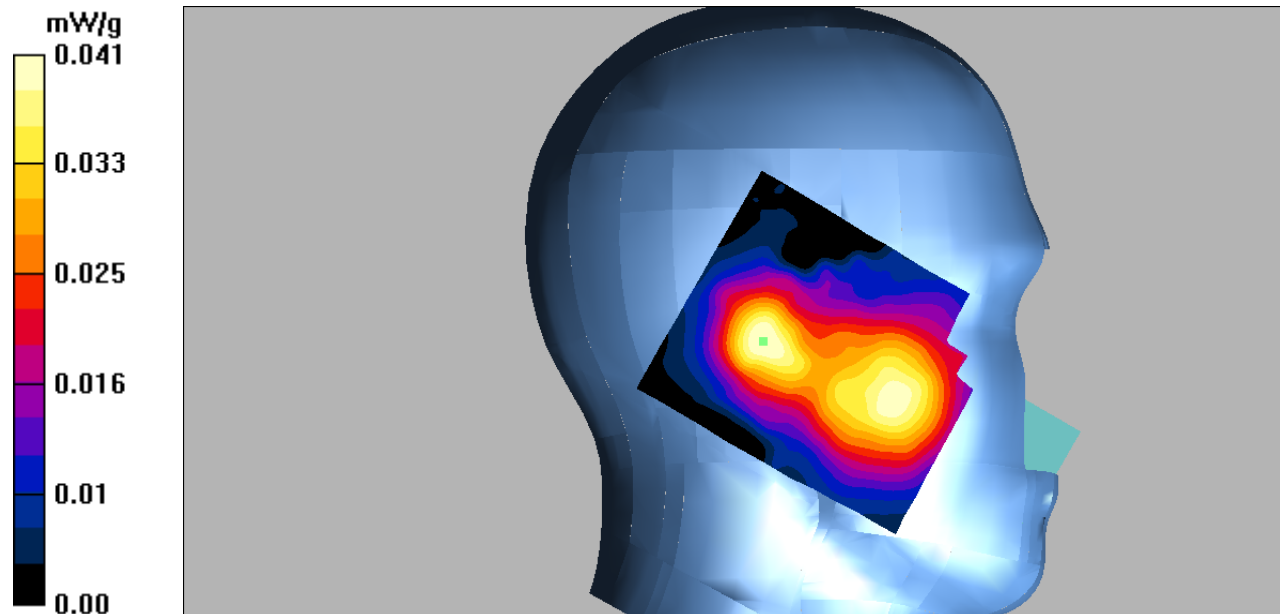
Left Tilt/GSM 1900 Mid/Zoom Scan (7x7x7)/Cube 0: Measurement grid: dx=5mm, dy=5mm, dz=5mm

Reference Value = 5.32 V/m; Power Drift = -0.064 dB

Peak SAR (extrapolated) = 0.059 W/kg

SAR(1 g) = 0.037 mW/g; SAR(10 g) = 0.023 mW/g

Maximum value of SAR (measured) = 0.041 mW/g



DUT: mobile phone; Type: ENERGY E10;

Communication System: GSM; Frequency: 1909.8 MHz; Duty Cycle: 1:8

Medium parameters used: $f = 1909.8$ MHz; $\sigma = 1.41$ mho/m; $\epsilon_r = 40.1$; $\rho = 1000$ kg/m³

Phantom section: Right Section

DASY4 Configuration:

- Probe: EX3DV4 – SN7382; ConvF(8.71, 8.71, 8.71); Calibrated: 26/10/2016

- Sensor-Surface: 4mm (Mechanical Surface Detection)

- Electronics: DAE – SN772; Calibrated: 25/10/2016

- Phantom: TWIN SAM; Type: Twin SAM V5.0; Serial: 1909

- Measurement SW: DASY4, V4.5 Build 19; Postprocessing SW: SEMCAD, V1.8 Build 145

Right Cheek/GSM 1900 Mid/Area Scan (101x121x1): Measurement grid: dx=10mm, dy=10mm

Maximum value of SAR (interpolated) = 0.271 mW/g

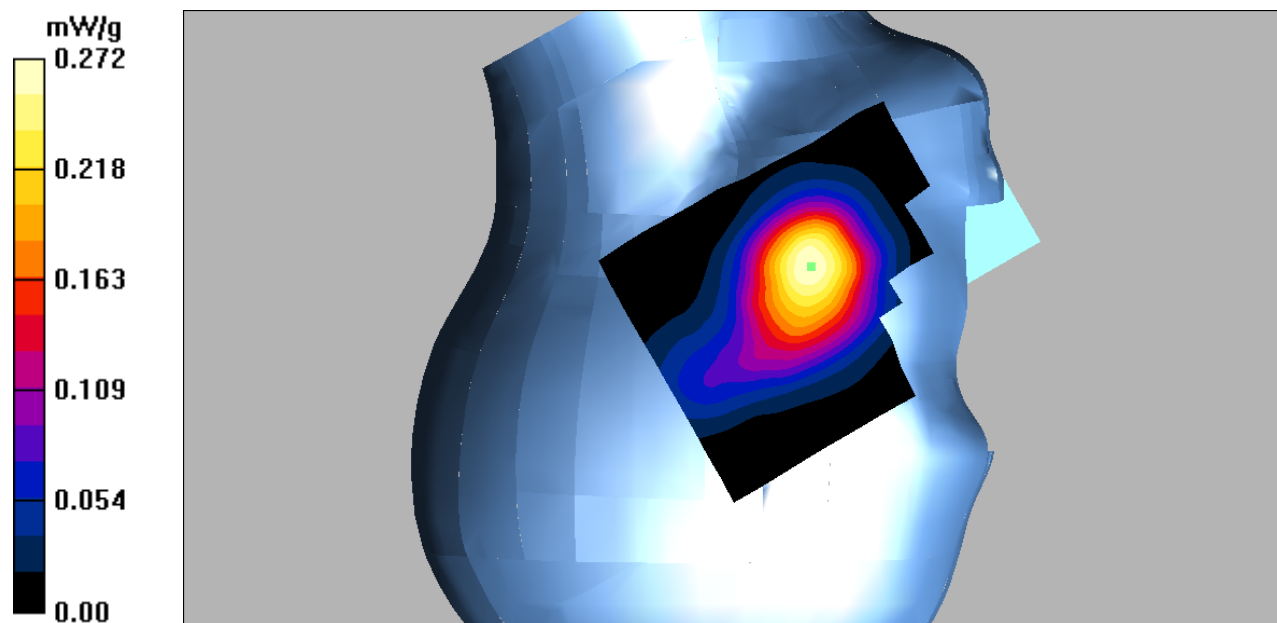
Right Cheek/GSM 1900 Mid/Zoom Scan (7x7x7)/Cube 0: Measurement grid: dx=5mm, dy=5mm, dz=5mm

Reference Value = 5.87 V/m; Power Drift = -0.038 dB

Peak SAR (extrapolated) = 0.398 W/kg

SAR(1 g) = 0.250 mW/g; SAR(10 g) = 0.149 mW/g

Maximum value of SAR (measured) = 0.272 mW/g



DUT: mobile phone; Type: ENERGY E10;

Communication System: GSM; Frequency: 1909.8 MHz; Duty Cycle: 1:8

Medium parameters used: $f = 1909.8$ MHz; $\sigma = 1.41$ mho/m; $\epsilon_r = 40.1$; $\rho = 1000$ kg/m³

Phantom section: Right Section

DASY4 Configuration:

- Probe: EX3DV4 – SN7382; ConvF(8.71, 8.71, 8.71); Calibrated: 26/10/2016

- Sensor-Surface: 4mm (Mechanical Surface Detection)

- Electronics: DAE – SN772; Calibrated: 25/10/2016

- Phantom: TWIN SAM; Type: Twin SAM V5.0; Serial: 1909

- Measurement SW: DASY4, V4.5 Build 19; Postprocessing SW: SEMCAD, V1.8 Build 145

Right Tilt/GSM 1900 Mid/Area Scan (101x121x1): Measurement grid: dx=10mm, dy=10mm

Maximum value of SAR (interpolated) = 0.072 mW/g

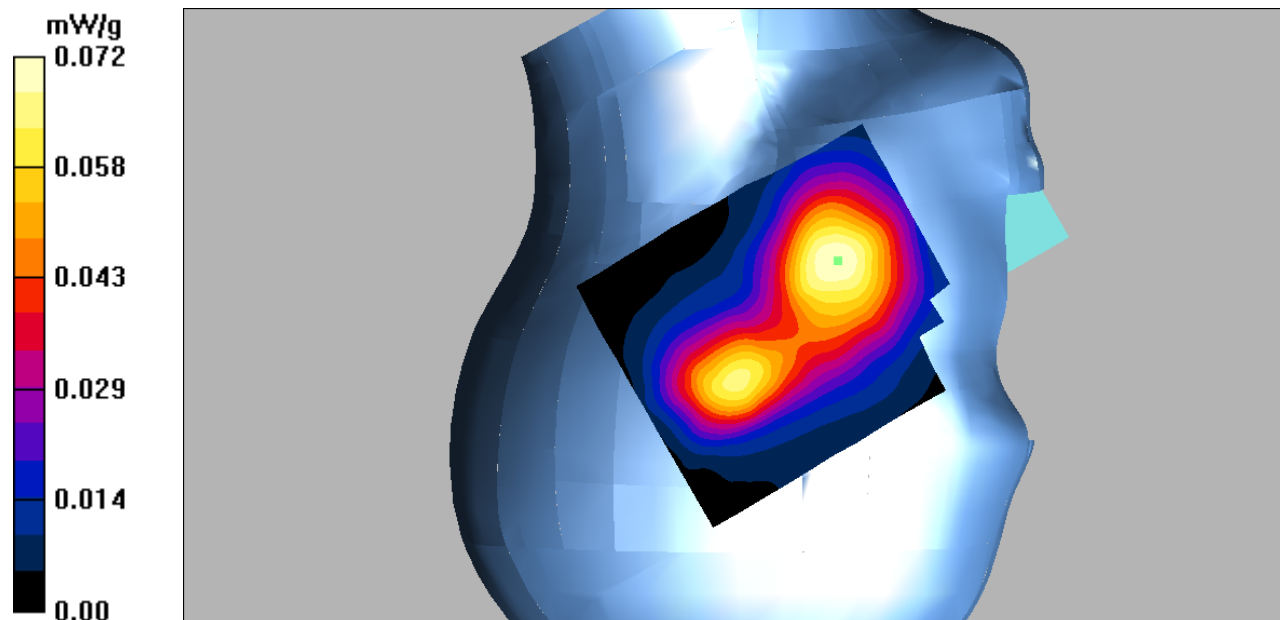
Right Tilt/GSM 1900 Mid/Zoom Scan (7x7x7)/Cube 0: Measurement grid: dx=5mm, dy=5mm, dz=5mm

Reference Value = 6.18 V/m; Power Drift = 0.080 dB

Peak SAR (extrapolated) = 0.103 W/kg

SAR(1 g) = 0.067 mW/g; SAR(10 g) = 0.042 mW/g

Maximum value of SAR (measured) = 0.072 mW/g



DUT: mobile phone; Type: ENERGY E10;

Communication System: GSM; Frequency: 1909.8 MHz; Duty Cycle: 1:8

Medium parameters used: $f = 1909.8$ MHz; $\sigma = 1.5$ mho/m; $\epsilon_r = 52.04$; $\rho = 1000$ kg/m³

Phantom section: Flat Section

DASY4 Configuration:

- Probe: EX3DV4 – SN7382; ConvF(8.31, 8.31, 8.31); Calibrated: 26/10/2016
- Sensor-Surface: 4mm (Mechanical Surface Detection)
- Electronics: DAE – SN772; Calibrated: 25/10/2016
- Phantom: TWIN SAM; Type: Twin SAM V5.0; Serial: 1909
- Measurement SW: DASY4, V4.5 Build 19; Postprocessing SW: SEMCAD, V1.8 Build 145

Body Worn Back/GSM 1900 Mid/Area Scan (101x121x1): Measurement grid: dx=10mm, dy=10mm

Maximum value of SAR (interpolated) = 0.704 mW/g

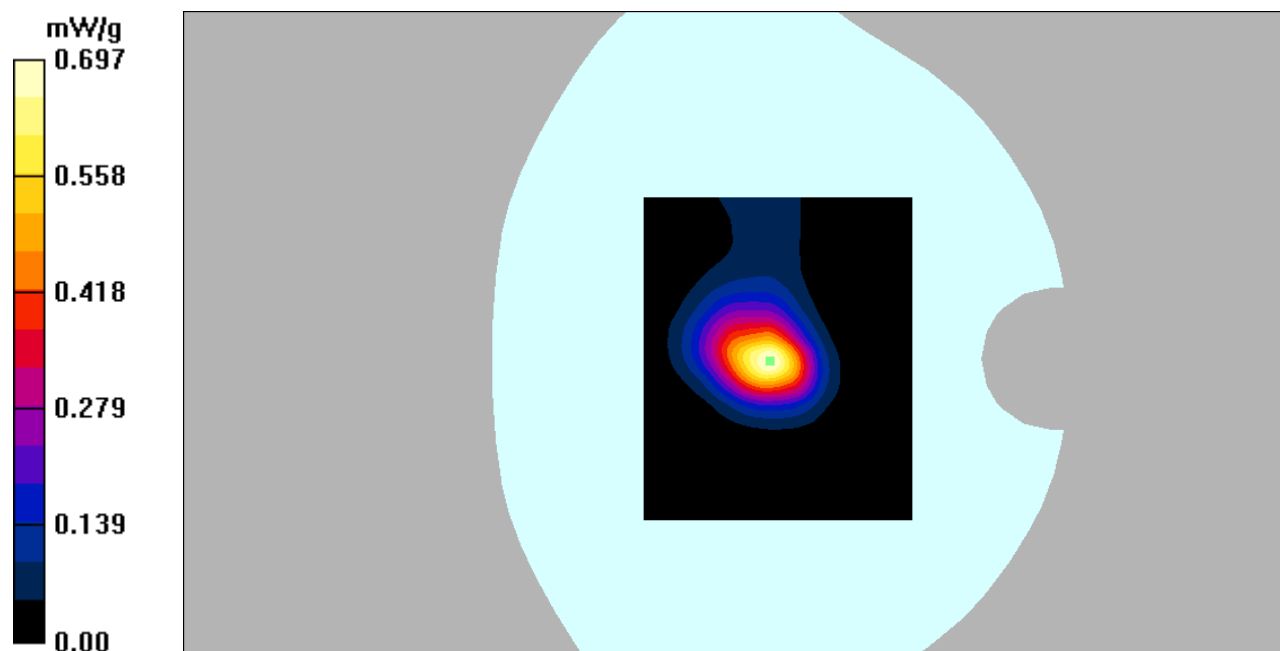
Body Worn Back/GSM 1900 Mid/Zoom Scan (7x7x7)/Cube 0: Measurement grid: dx=5mm, dy=5mm, dz=5mm

Reference Value = 20.3 V/m; Power Drift = 0.265 dB

Peak SAR (extrapolated) = 1.39 W/kg

SAR(1 g) = 0.620 mW/g; SAR(10 g) = 0.290 mW/g

Maximum value of SAR (measured) = 0.697 mW/g



DUT: mobile phone; Type: ENERGY E10;

Communication System: GPRS-2slots; Frequency: 1909.8 MHz; Duty Cycle: 1:4

Medium parameters used: $f = 1909.8$ MHz; $\sigma = 1.5$ mho/m; $\epsilon_r = 52.04$; $\rho = 1000$ kg/m³

Phantom section: Flat Section

DASY4 Configuration:

- Probe: EX3DV4 – SN7382; ConvF(8.31, 8.31, 8.31); Calibrated: 26/10/2016

- Sensor-Surface: 4mm (Mechanical Surface Detection)

- Electronics: DAE – SN772; Calibrated: 25/10/2016

- Phantom: TWIN SAM; Type: Twin SAM V5.0; Serial: 1909

- Measurement SW: DASY4, V4.5 Build 19; Postprocessing SW: SEMCAD, V1.8 Build 145

Body Back/GSM 1900 Mid/Area Scan (101x121x1): Measurement grid: dx=10mm, dy=10mm

Maximum value of SAR (interpolated) = 0.657 mW/g

Body Back/GSM 1900 Mid/Zoom Scan (7x7x7)/Cube 0: Measurement grid: dx=5mm, dy=5mm, dz=5mm

Reference Value = 21.2 V/m; Power Drift = -0.488 dB

Peak SAR (extrapolated) = 1.25 W/kg

SAR(1 g) = 0.563 mW/g; SAR(10 g) = 0.266 mW/g

Maximum value of SAR (measured) = 0.634 mW/g

