

Internal Photographs



Figure 1 - Service Box Interior




Figure 2 - Mini PC (Within Service Box)




Figure 3 - Low Noise Amplifier (Within Service Box)




Figure 4 - Power Bar (Within Service Box)



Figure 5 - P148 Transceiver (Within Service Box)




Figure 6 - Top Housing Removed




Figure 7 - Main board top with shielding




Figure 8 - Main board bottom with shielding




Figure 9 - Main board top side




Figure 10 - Main board bottom side




Figure 11 - Connector board top side




Figure 12 - Connector board bottom side