

HAC (T-Coil) Test Report

Application No.: ZR/2021/80053
Applicant: Great Talent Technology Limited
Manufacturer: Great Talent Technology Limited
Product Name: feature phone
Model No.(EUT): SC3218T
Trade Mark: SCHOK
FCC ID: 2ALZM-SC3218T
Standards: ANSI C63.19-2011
 CFR 47 FCC Part 20
Date of Receipt: 2021-11-09
Date of Test: 2021-11-25 to 2022-01-03
Date of Issue: 2022-01-09
Test conclusion: **PASS ***

* In the configuration tested, the EUT detailed in this report complied with the standards specified above.

Authorized Signature:


 Pantu Sun

Wireless Laboratory Manager



Unless otherwise agreed in writing, this document is issued by the Company subject to its General Conditions of Service printed overleaf, available on request or accessible at <http://www.sgs.com/en/Terms-and-Conditions.aspx> and, for electronic format documents, subject to Terms and Conditions for Electronic Documents at <http://www.sgs.com/en/Terms-and-Conditions/Terms-e-Documents.aspx>. Attention is drawn to the limitation of liability, indemnification and jurisdiction issues defined therein. Any holder of this document is advised that information contained hereon reflects the Company's findings at the time of its intervention only and within the limits of Client's instructions, if any. The Company's sole responsibility is to its Client and this document does not exonerate parties to a transaction from exercising all their rights and obligations under the transaction documents. This document cannot be reproduced except in full, without prior written approval of the Company. Any unauthorized alteration, forgery or falsification of the content or appearance of this document is unlawful and offenders may be prosecuted to the fullest extent of the law. Unless otherwise stated the results shown in this test report refer only to the sample(s) tested and such sample(s) are retained for 30 days only.
Attention: To check the authenticity of testing /inspection report & certificate, please contact us at telephone: (86-755) 8307 1443, or email: CN.Doccheck@sgs.com

SGS-CSTC Standards Technical Services (Suzhou) Co., Ltd.
 Wireless Laboratory Manager

South of No. 6 Plant, No. 1, Runsheng Road, Suzhou Industrial Park, Suzhou Area, China (Jiangsu) Pilot Free Trade Zone 215000
 中国·苏州·中国(江苏)自由贸易试验区苏州片区苏州工业园区润胜路1号的6号厂房南面 邮编: 215000

t (86-512) 62992980 www.sgs.com.cn
 t (86-512) 62992980 sgs.china@sgs.com

REVISION HISTORY

| Report Number | Revision | Description | Issue Date |
|-------------------|----------|-------------|------------|
| SUZR/2021/8005308 | 01 | Original | 2022-01-09 |
| | | | |
| | | | |
| | | | |
| | | | |
| | | | |



Unless otherwise agreed in writing, this document is issued by the Company subject to its General Conditions of Service printed overleaf, available on request or accessible at <http://www.sgs.com/en/Terms-and-Conditions.aspx> and, for electronic format documents, subject to Terms and Conditions for Electronic Documents at <http://www.sgs.com/en/Terms-and-Conditions/Terms-e-Documents.aspx>. Attention is drawn to the limitation of liability, indemnification and jurisdiction issues defined therein. Any holder of this document is advised that information contained hereon reflects the Company's findings at the time of its intervention only and within the limits of Client's instructions, if any. The Company's sole responsibility is to its Client and this document does not exonerate parties to a transaction from exercising all their rights and obligations under the transaction documents. This document cannot be reproduced except in full, without prior written approval of the Company. Any unauthorized alteration, forgery or falsification of the content or appearance of this document is unlawful and offenders may be prosecuted to the fullest extent of the law. Unless otherwise stated the results shown in this test report refer only to the sample(s) tested and such sample(s) are retained for 30 days only.

Attention: To check the authenticity of testing /inspection report & certificate, please contact us at telephone: (86-755) 8307 1443, or email: CN.Doccheck@sgs.com

South of No. 6 Plant, No. 1, Runsheng Road, Suzhou Industrial Park, Suzhou Area, China (Jiangsu) Pilot Free Trade Zone 215000 t (86-512) 62992980 www.sgs.com.cn
 中国·苏州·中国(江苏)自由贸易试验区苏州片区苏州工业园区润胜路1号的6号厂房南面 邮编: 215000 t (86-512) 62992980 sgs.china@sgs.com

TEST SUMMARY

| Frequency Band | T-rating |
|---------------------------|-----------|
| GSM850 | T4 |
| GSM1900 | T4 |
| WCDMA Band II | T4 |
| WCDMA Band IV | T4 |
| LTE Band 2 | T3 |
| LTE Band 4 | T3 |
| LTE Band 5 | T3 |
| LTE Band 12 | T3 |
| LTE Band 25 | T3 |
| LTE Band 26 | T3 |
| LTE Band 41 | T3 |
| LTE Band 66 | T3 |
| LTE Band 71 | T3 |
| HAC Rate Category: | T3 |

Reviewed by

Well Wei

Well Wei

Prepared by

Nature Shen

Nature Shen



Unless otherwise agreed in writing, this document is issued by the Company subject to its General Conditions of Service printed overleaf, available on request or accessible at <http://www.sgs.com/en/Terms-and-Conditions.aspx> and, for electronic format documents, subject to Terms and Conditions for Electronic Documents at <http://www.sgs.com/en/Terms-and-Conditions/Terms-e-Documents.aspx>. Attention is drawn to the limitation of liability, indemnification and jurisdiction issues defined therein. Any holder of this document is advised that information contained hereon reflects the Company's findings at the time of its intervention only and within the limits of Client's instructions, if any. The Company's sole responsibility is to its Client and this document does not exonerate parties to a transaction from exercising all their rights and obligations under the transaction documents. This document cannot be reproduced except in full, without prior written approval of the Company. Any unauthorized alteration, forgery or falsification of the content or appearance of this document is unlawful and offenders may be prosecuted to the fullest extent of the law. Unless otherwise stated the results shown in this test report refer only to the sample(s) tested and such sample(s) are retained for 30 days only.

Attention: To check the authenticity of testing /inspection report & certificate, please contact us at telephone: (86-755) 8307 1443, or email: CN.Doccheck@sgs.com

South of No. 6 Plant, No. 1, Runsheng Road, Suzhou Industrial Park, Suzhou Area, China (Jiangsu) Pilot Free Trade Zone 215000 t (86-512) 62992980 www.sgs.com.cn
 中国·苏州·中国(江苏)自由贸易试验区苏州片区苏州工业园区润胜路1号的6号厂房南面 邮编: 215000 t (86-512) 62992980 sgs.china@sgs.com

CONTENTS

| | | |
|----------|--|-----------|
| 1 | GENERAL INFORMATION | 5 |
| 1.1 | Introduction | 5 |
| 1.2 | Details of Client | 5 |
| 1.3 | Test Location | 5 |
| 1.4 | Test Facility | 6 |
| 1.5 | General Description of EUT | 7 |
| 1.5.1 | DUT Antenna Locations(Back view) | 9 |
| 1.5.2 | List of air interfaces/frequency bands | 10 |
| 1.6 | Test Specification | 11 |
| 2 | CALIBRATION CERTIFICATE..... | 11 |
| 3 | HAC (T-COIL) MEASUREMENT SYSTEM..... | 12 |
| 3.1 | Measurement System Diagram for SPEAG Robotic | 12 |
| 3.2 | T-Coil Measurement Set-up | 13 |
| 3.3 | System Calibration | 14 |
| 3.4 | Audio Magnetic Probe AM1DV3..... | 15 |
| 3.5 | Test Arch | 15 |
| 3.6 | Phone Holder..... | 15 |
| 3.7 | AMCC- Audio Magnetic Calibration Coil | 16 |
| 3.8 | AMMI - Audio Magnetic Measurement Instrument..... | 16 |
| 4 | MEASUREMENT UNCERTAINTY EVALUATION..... | 17 |
| 5 | HAC (T-COIL) MEASUREMENT | 18 |
| 5.1 | T-Coil Performance Requirements | 18 |
| 5.2 | T-Coil measurement points and reference plane..... | 20 |
| 5.3 | T-Coil Measurement Procedure | 21 |
| 6 | T-COIL TESTING FOR CMRS VOICE..... | 23 |
| 6.1 | General Description | 23 |
| 6.2 | GSM Tests Results | 23 |
| 6.3 | UMTS Tests Results | 24 |
| 6.4 | VoLTE Tests Results..... | 25 |
| 7 | EQUIPMENT LIST | 28 |
| 8 | CALIBRATION CERTIFICATE..... | 28 |
| 9 | PHOTOGRAPHS | 28 |
| | APPENDIX A: DETAILED TEST RESULTS | 28 |
| | APPENDIX B: CALIBRATION CERTIFICATE..... | 28 |
| | APPENDIX C: PHOTOGRAPHS | 28 |



Unless otherwise agreed in writing, this document is issued by the Company subject to its General Conditions of Service printed overleaf, available on request or accessible at <http://www.sgs.com/en/Terms-and-Conditions.aspx> and, for electronic format documents, subject to Terms and Conditions for Electronic Documents at <http://www.sgs.com/en/Terms-and-Conditions/Terms-e-Documents.aspx>. Attention is drawn to the limitation of liability, indemnification and jurisdiction issues defined therein. Any holder of this document is advised that information contained hereon reflects the Company's findings at the time of its intervention only and within the limits of Client's instructions, if any. The Company's sole responsibility is to its Client and this document does not exonerate parties to a transaction from exercising all their rights and obligations under the transaction documents. This document cannot be reproduced except in full, without prior written approval of the Company. Any unauthorized alteration, forgery or falsification of the content or appearance of this document is unlawful and offenders may be prosecuted to the fullest extent of the law. Unless otherwise stated the results shown in this test report refer only to the sample(s) tested and such sample(s) are retained for 30 days only.

Attention: To check the authenticity of testing /inspection report & certificate, please contact us at telephone: (86-755) 8307 1443, or email: CN.Doccheck@sgs.com

South of No. 6 Plant, No. 1, Runsheng Road, Suzhou Industrial Park, Suzhou Area, China (Jiangsu) Pilot Free Trade Zone 215000 t (86-512) 62992980 www.sgs.com.cn
 中国·苏州·中国(江苏)自由贸易试验区苏州片区苏州工业园区润胜路1号的6号厂房南面 邮编: 215000 t (86-512) 62992980 sgs.china@sgs.com

1 General Information

1.1 Introduction

The purpose of this standard is to establish categories for hearing aids and for WD (wireless communications devices) that can indicate to health care practitioners and hearing aid users which hearing aids are compatible with which WD, and to provide tests that can be used to assess the electromagnetic characteristics of hearing aids and WD and assign them to these categories. The various parameters required, in order to demonstrate compatibility and accessibility are measured. The design of the standard is such that when a hearing aid and WD achieve one of the categories specified, as measured by the methodology of this standard, the indicated performance is realized.

In order to provide for the usability of a hearing aid with a WD, several factors must be coordinated:

- a) Radio frequency (RF) measurements of the near-field electric and magnetic fields emitted by a WD to categorize these emissions for correlation with the RF immunity of a hearing aid.
- b) Magnetic field measurements of a WD emitted via the audio transducer associated with the T-coil mode of the hearing aid, for assessment of hearing aid performance.
- c) Measurements with the hearing aid and a simulation of the categorized WD T-coil emissions to assess the hearing aid RF immunity in the T-coil mode.

The WD radio frequency (RF) and audio band emissions are measured.

Hence, the following are measurements made for the WD:

- a) RF E-Field emissions
- b) T-coil mode, magnetic signal strength in the audio band
- c) T-coil mode, magnetic signal and noise articulation index
- d) T-coil mode, magnetic signal frequency response through the audio band

Corresponding to the WD measurements, the hearing aid is measured for:

- a) RF immunity in microphone mode
- b) RF immunity in T-coil mode

1.2 Details of Client

| | |
|---------------|--|
| Applicant: | Great Talent Technology Limited |
| Address: | 35F,HBC HuiLong Center Building-II Minzhi Street,Longhua, Shenzhen, P.R. China |
| Manufacturer: | Great Talent Technology Limited |
| Address: | 35F,HBC HuiLong Center Building-II Minzhi Street,Longhua, Shenzhen, P.R. China |

1.3 Test Location

| | |
|----------------|--|
| Company: | SGS-CSTC Standards Technical Services (Suzhou) Co., Ltd. |
| Address: | South of No. 6 Plant, No. 1, Runsheng Road, Suzhou Industrial Park, Suzhou Area, China (Jiangsu) Pilot Free Trade Zone |
| Post code: | 215000 |
| Test Engineer: | Nature Shen, Claire Shen |



Unless otherwise agreed in writing, this document is issued by the Company subject to its General Conditions of Service printed overleaf, available on request or accessible at <http://www.sgs.com/en/Terms-and-Conditions.aspx> and, for electronic format documents, subject to Terms and Conditions for Electronic Documents at <http://www.sgs.com/en/Terms-and-Conditions/Terms-e-Documents.aspx>. Attention is drawn to the limitation of liability, indemnification and jurisdiction issues defined therein. Any holder of this document is advised that information contained hereon reflects the Company's findings at the time of its intervention only and within the limits of Client's instructions, if any. The Company's sole responsibility is to its Client and this document does not exonerate parties to a transaction from exercising all their rights and obligations under the transaction documents. This document cannot be reproduced except in full, without prior written approval of the Company. Any unauthorized alteration, forgery or falsification of the content or appearance of this document is unlawful and offenders may be prosecuted to the fullest extent of the law. Unless otherwise stated the results shown in this test report refer only to the sample(s) tested and such sample(s) are retained for 30 days only.

Attention: To check the authenticity of testing/inspection report & certificate, please contact us at telephone: (86-755) 8307 1443, or email: CN.Doccheck@sgs.com

South of No. 6 Plant, No. 1, Runsheng Road, Suzhou Industrial Park, Suzhou Area, China (Jiangsu) Pilot Free Trade Zone 215000 t (86-512) 62992980 www.sgs.com.cn
 中国·苏州·中国(江苏)自由贸易试验区苏州片区苏州工业园区润胜路1号的6号厂房南座 邮编: 215000 t (86-512) 62992980 sgs.china@sgs.com

1.4 Test Facility

The test facility is recognized, certified, or accredited by the following organizations:

- **A2LA (Certificate No. 6336.01)**

SGS-CSTC STANDARDS TECHNICAL SERVICES (SUZHOU) CO., LTD. is accredited by the American Association for Laboratory Accreditation(A2LA). Certificate No. 6336.01.



Unless otherwise agreed in writing, this document is issued by the Company subject to its General Conditions of Service printed overleaf, available on request or accessible at <http://www.sgs.com/en/Terms-and-Conditions.aspx> and, for electronic format documents, subject to Terms and Conditions for Electronic Documents at <http://www.sgs.com/en/Terms-and-Conditions/Terms-e-Documents.aspx>. Attention is drawn to the limitation of liability, indemnification and jurisdiction issues defined therein. Any holder of this document is advised that information contained hereon reflects the Company's findings at the time of its intervention only and within the limits of Client's instructions, if any. The Company's sole responsibility is to its Client and this document does not exonerate parties to a transaction from exercising all their rights and obligations under the transaction documents. This document cannot be reproduced except in full, without prior written approval of the Company. Any unauthorized alteration, forgery or falsification of the content or appearance of this document is unlawful and offenders may be prosecuted to the fullest extent of the law. Unless otherwise stated the results shown in this test report refer only to the sample(s) tested and such sample(s) are retained for 30 days only.
Attention: To check the authenticity of testing /inspection report & certificate, please contact us at telephone: (86-755) 8307 1443, or email: CN.Doccheck@sgs.com

South of No. 6 Plant, No. 1, Runsheng Road, Suzhou Industrial Park, Suzhou Area, China (Jiangsu) Pilot Free Trade Zone 215000
中国·苏州·中国(江苏)自由贸易试验区苏州片区苏州工业园区润胜路1号的6号厂房南面 邮编: 215000

t (86-512) 62992980 www.sgsgroup.com.cn
t (86-512) 62992980 sgs.china@sgs.com

1.5 General Description of EUT

| | | | |
|-----------------------------------|---|--------------------------|------------|
| Device Type : | portable device | | |
| Exposure Category: | uncontrolled environment / general population | | |
| Product Name: | feature phone | | |
| Model No.(EUT): | SC3218T | | |
| FCC ID: | 2ALZM-SC3218T | | |
| Trade Mark: | SCHOK | | |
| Product Phase: | Identical Prototype | | |
| IMEI: | 358476180000283 | | |
| Hardware Version: | Q3203_V1.0 | | |
| Software Version: | SC3218T_V1.0.0 | | |
| Antenna Type: | Integrated | | |
| Device Operating Configurations : | | | |
| Modulation Mode: | GSM: GMSK, 8PSK; WCDMA: QPSK, 16QAM(HSPA+); LTE: QPSK, 16QAM WIFI: DSSS, OFDM; BT: GFSK, π/4DQPSK, 8DPSK | | |
| Device Class: | B | | |
| GPRS Multi-slots Class: | 33 | EGPRS Multi-slots Class: | 33 |
| HSDPA UE Category: | 24 | HSUPA UE Category | 7 |
| DC-HSDPA UE Category: | 24 | | |
| Power Class | 4, tested with power level 5(GSM850) | | |
| | 1, tested with power level 0(GSM1900) | | |
| | 3, tested with power control "all 1"(WCDMA Band) | | |
| | 3, tested with power control Max Power(LTE Band) | | |
| Frequency Bands: | Band | Tx (MHz) | Rx (MHz) |
| | GSM850 | 824~849 | 869~894 |
| | GSM1900 | 1850~1910 | 1930~1990 |
| | WCDMA Band II | 1850~1910 | 1930~1990 |
| | WCDMA Band IV | 1710~1755 | 2110~2155 |
| | LTE Band 2 | 1850 ~1910 | 1930 ~1990 |
| | LTE Band 4 | 1710~1755 | 2110~2155 |
| | LTE Band 5 | 824~849 | 869-894 |
| | LTE Band 12 | 699~716 | 729~746 |
| | LTE Band 25 | 1850~1915 | 1930~1995 |
| | LTE Band 26 | 814~849 | 859~894 |
| | LTE Band 41 (Class 2/3) | 2496~2690 | 2496~2690 |
| | LTE Band 66 | 1710~1780 | 2110~2200 |
| | LTE Band 71 | 663~698 | 617~652 |
| | Bluetooth | 2402~2480 | 2402~2480 |
| Wi-Fi 2.4G | 2412~2462 | 2412~2462 | |
| RF Cable: | <input checked="" type="checkbox"/> Provided by the applicant <input type="checkbox"/> Provided by the laboratory | | |



Unless otherwise agreed in writing, this document is issued by the Company subject to its General Conditions of Service printed overleaf, available on request or accessible at <http://www.sgs.com/en/Terms-and-Conditions.aspx> and, for electronic format documents, subject to Terms and Conditions for Electronic Documents at <http://www.sgs.com/en/Terms-and-Conditions/Terms-e-Documents.aspx>. Attention is drawn to the limitation of liability, indemnification and jurisdiction issues defined therein. Any holder of this document is advised that information contained hereon reflects the Company's findings at the time of its intervention only and within the limits of Client's instructions, if any. The Company's sole responsibility is to its Client and this document does not exonerate parties to a transaction from exercising all their rights and obligations under the transaction documents. This document cannot be reproduced except in full, without prior written approval of the Company. Any unauthorized alteration, forgery or falsification of the content or appearance of this document is unlawful and offenders may be prosecuted to the fullest extent of the law. Unless otherwise stated the results shown in this test report refer only to the sample(s) tested and such sample(s) are retained for 30 days only.

Attention: To check the authenticity of testing /inspection report & certificate, please contact us at telephone: (86-755) 8307 1443, or email: CN.Doccheck@sgs.com

South of No. 6 Plant, No. 1, Runsheng Road, Suzhou Industrial Park, Suzhou Area, China (Jiangsu) Pilot Free Trade Zone 215000 t (86-512) 62992980 www.sgs.com.cn
 中国·苏州·中国(江苏)自由贸易试验区苏州片区苏州工业园区润胜路1号的6号厂房南楼 邮编: 215000 t (86-512) 62992980 sgs.china@sgs.com

Report No.: SUZR/2021/8005308
 Rev.: 01
 Page: 8 of 28

| | | |
|----------------------|-----------------|---------------------------------------|
| Battery Information: | Model: | SB2000 |
| | Normal Voltage: | 3.8V |
| | Rated capacity: | 3000mAh |
| | Manufacturer: | Phenix New Energy (Huizhou) Co., Ltd. |



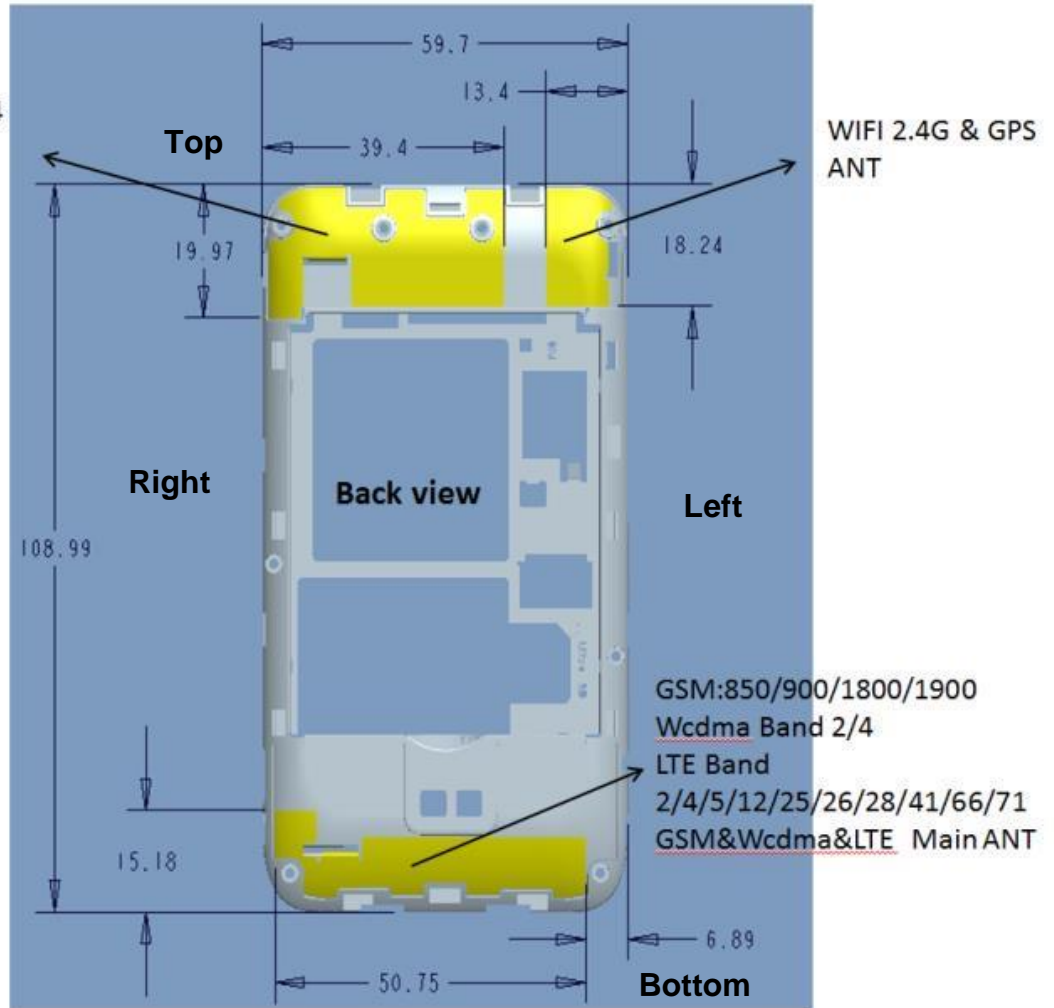
Unless otherwise agreed in writing, this document is issued by the Company subject to its General Conditions of Service printed overleaf, available on request or accessible at <http://www.sgs.com/en/Terms-and-Conditions.aspx> and, for electronic format documents, subject to Terms and Conditions for Electronic Documents at <http://www.sgs.com/en/Terms-and-Conditions/Terms-e-Documents.aspx>. Attention is drawn to the limitation of liability, indemnification and jurisdiction issues defined therein. Any holder of this document is advised that information contained hereon reflects the Company's findings at the time of its intervention only and within the limits of Client's instructions, if any. The Company's sole responsibility is to its Client and this document does not exonerate parties to a transaction from exercising all their rights and obligations under the transaction documents. This document cannot be reproduced except in full, without prior written approval of the Company. Any unauthorized alteration, forgery or falsification of the content or appearance of this document is unlawful and offenders may be prosecuted to the fullest extent of the law. Unless otherwise stated the results shown in this test report refer only to the sample(s) tested and such sample(s) are retained for 30 days only.

Attention: To check the authenticity of testing/inspection report & certificate, please contact us at telephone: (86-755) 8307 1443, or email: CN.Doccheck@sgs.com

South of No. 6 Plant, No. 1, Runsheng Road, Suzhou Industrial Park, Suzhou Area, China (Jiangsu) Pilot Free Trade Zone 215000 t (86-512) 62992980 www.sgs.com.cn
 中国·苏州·中国(江苏)自由贸易试验区苏州片区苏州工业园区润胜路1号的6号厂房南面 邮编: 215000 t (86-512) 62992980 sgs.china@sgs.com

1.5.1 DUT Antenna Locations(Back view)

Wcdma Band 2/4
 LTE Band
 2/4/5/12/25/26/28/4
 1/66/71
 Wcdma<E DRX
 ANT



Unless otherwise agreed in writing, this document is issued by the Company subject to its General Conditions of Service printed overleaf, available on request or accessible at <http://www.sgs.com/en/Terms-and-Conditions.aspx> and, for electronic format documents, subject to Terms and Conditions for Electronic Documents at <http://www.sgs.com/en/Terms-and-Conditions/Terms-e-Documents.aspx>. Attention is drawn to the limitation of liability, indemnification and jurisdiction issues defined therein. Any holder of this document is advised that information contained hereon reflects the Company's findings at the time of its intervention only and within the limits of Client's instructions, if any. The Company's sole responsibility is to its Client and this document does not exonerate parties to a transaction from exercising all their rights and obligations under the transaction documents. This document cannot be reproduced except in full, without prior written approval of the Company. Any unauthorized alteration, forgery or falsification of the content or appearance of this document is unlawful and offenders may be prosecuted to the fullest extent of the law. Unless otherwise stated the results shown in this test report refer only to the sample(s) tested and such sample(s) are retained for 30 days only.

Attention: To check the authenticity of testing /inspection report & certificate, please contact us at telephone: (86-755) 8307 1443, or email: CN.Doccheck@sgs.com

South of No. 6 Plant, No. 1, Runsheng Road, Suzhou Industrial Park, Suzhou Area, China (Jiangsu) Pilot Free Trade Zone 215000 t (86-512) 62992980 www.sgs.com.cn
 中国·苏州·中国(江苏)自由贸易试验区苏州片区苏州工业园区润胜路1号的6号厂房南面 邮编: 215000 t (86-512) 62992980 sgs.china@sgs.com

1.5.2 List of air interfaces/frequency bands

| Air Interface | Band (MHz) | Type | ANSI C63.19 Tested | Simultaneous Transmitter | Name of Voice Service | Power Reduction |
|---------------|------------|------|--------------------|--------------------------|-----------------------|-----------------|
| GSM | 850 | VO | Yes | BT, Wi-Fi | CMRS Voice | NA |
| | 1900 | | | | | |
| | EDGE | VD | Yes | | | |
| WCDMA | Band II | VO | Yes | BT, Wi-Fi | CMRS Voice | NA |
| | Band IV | | | | | |
| | HSPA | VD | Yes | | | |
| LTE (FDD) | Band 2 | VD | Yes | BT, Wi-Fi | VoLTE | NA |
| | Band 4 | | | | | |
| | Band 5 | | | | | |
| | Band 12 | | | | | |
| | Band 25 | | | | | |
| | Band 26 | | | | | |
| | Band 66 | | | | | |
| Band 71 | | | | | | |
| LTE (TDD) | Band 41 | VD | Yes | BT, Wi-Fi | VoLTE | NA |
| Wi-Fi | 2450 | VD | NA | WWAN | NA | NA |
| BT | 2450 | DT | NA | WWAN | NA | NA |

VO: Legacy Cellular Voice Service from Table 7.1 in 7.4.2.1 of ANSI C63.19-2011
 DT: Digital Transport (no voice)
 VD: IP Voice Service over Digital Transport
 For protocols not listed in Table 7.1 of ANSI C63.19-2011 or the ANSI C63.19-2011 VoLTE interpretation, the average speech level of -20 dBm0 should be used.



1.6 Test Specification

| Identity | Document Title |
|--------------------|---|
| CFR 47 FCC Part 20 | §20.19 Hearing aid-compatible mobile handsets. |
| ANSI C63.19-2011 | American National Standard for Methods of Measurement of Compatibility between Wireless Communication Devices |
| KDB 285076 D01 | HAC Guidance v05r01 |
| KDB 285076 D02 | T-Coil testing v03r01 |

2 Calibration certificate

| | |
|-------------------|---------------------------|
| Temperature | Min. = 18°C, Max. = 25 °C |
| Relative humidity | Min. = 30%, Max. = 70% |

Table 1: The Ambient Conditions



Unless otherwise agreed in writing, this document is issued by the Company subject to its General Conditions of Service printed overleaf, available on request or accessible at <http://www.sgs.com/en/Terms-and-Conditions.aspx> and, for electronic format documents, subject to Terms and Conditions for Electronic Documents at <http://www.sgs.com/en/Terms-and-Conditions/Terms-e-Documents.aspx>. Attention is drawn to the limitation of liability, indemnification and jurisdiction issues defined therein. Any holder of this document is advised that information contained hereon reflects the Company's findings at the time of its intervention only and within the limits of Client's instructions, if any. The Company's sole responsibility is to its Client and this document does not exonerate parties to a transaction from exercising all their rights and obligations under the transaction documents. This document cannot be reproduced except in full, without prior written approval of the Company. Any unauthorized alteration, forgery or falsification of the content or appearance of this document is unlawful and offenders may be prosecuted to the fullest extent of the law. Unless otherwise stated the results shown in this test report refer only to the sample(s) tested and such sample(s) are retained for 30 days only.

Attention: To check the authenticity of testing /inspection report & certificate, please contact us at telephone: (86-755) 8307 1443, or email: CN.Doccheck@sgs.com

South of No. 6 Plant, No. 1, Runsheng Road, Suzhou Industrial Park, Suzhou Area, China (Jiangsu) Pilot Free Trade Zone 215000
 中国·苏州·中国(江苏)自由贸易试验区苏州片区苏州工业园区润胜路1号的6号厂房南面 邮编: 215000

t (86-512) 62992980 www.sgs.com.cn
 t (86-512) 62992980 sgs.china@sgs.com

3 HAC (T-Coil) Measurement System

3.1 Measurement System Diagram for SPEAG Robotic

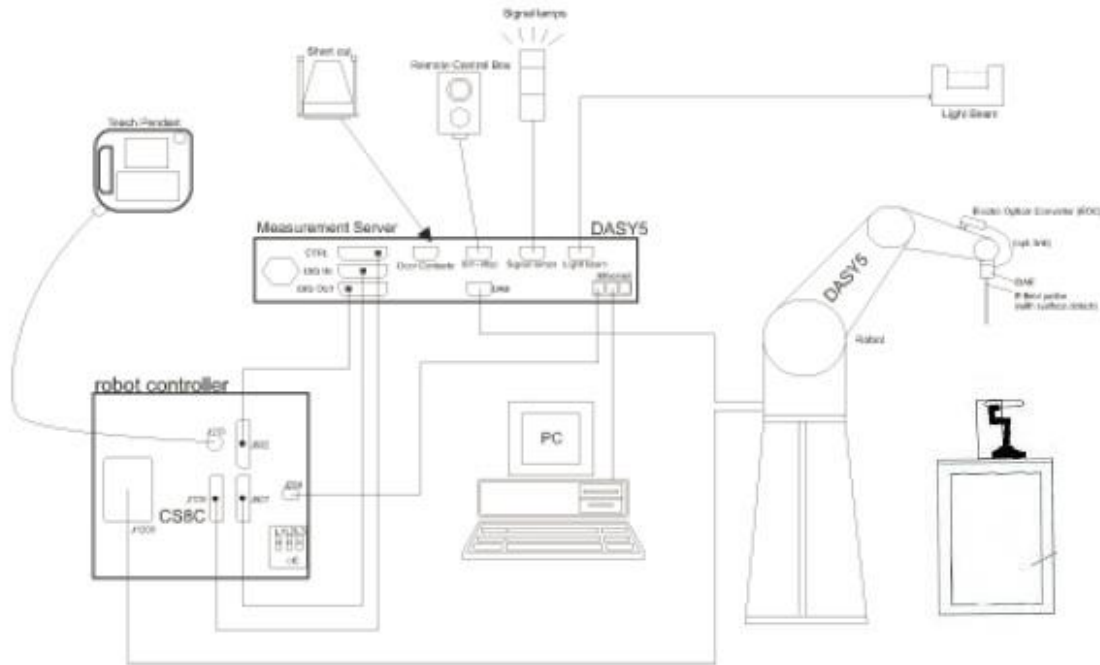


Fig. 1. The SPEAG Robotic Diagram

The DASY5 system for performing compliance tests consists of the following items:

- A standard high precision 6-axis robot (Stabile RX family) with controller, teach pendant and software. An arm extension is for accommodating the data acquisition electronics (DAE).
- An Audio Magnetic probe.
- A data acquisition electronics (DAE) which performs the signal amplification, signal multiplexing, AD-conversion, offset measurements, mechanical surface detection, collision detection, etc. The unit is battery powered with standard or rechargeable batteries. The signal is optically transmitted to the EOC.
- The Electro-optical converter (EOC) performs the conversion between optical and electrical of the digital communication to the DAE and for the analog signal from the optical surface detection. The EOC is connected to the measurement server.
- The function of the measurement server is to perform the time critical tasks such as signal filtering, control of the robot operation and fast movement interrupts.
- A probe alignment unit which improves the (absolute) accuracy of the probe positioning.
- A computer operating Windows 7.
- DASY5 software.
- Remote control with teach pendant and additional circuitry for robot safety such as warning lamps, etc.
- The Test Arch SAM phantom
- The device holder for handheld mobile phones.
- Validation dipole kits allowing to validate the proper functioning of the system.



Unless otherwise agreed in writing, this document is issued by the Company subject to its General Conditions of Service printed overleaf, available on request or accessible at <http://www.sgs.com/en/Terms-and-Conditions.aspx> and, for electronic format documents, subject to Terms and Conditions for Electronic Documents at <http://www.sgs.com/en/Terms-and-Conditions/Terms-e-Documents.aspx>. Attention is drawn to the limitation of liability, indemnification and jurisdiction issues defined therein. Any holder of this document is advised that information contained hereon reflects the Company's findings at the time of its intervention only and within the limits of Client's instructions, if any. The Company's sole responsibility is to its Client and this document does not exonerate parties to a transaction from exercising all their rights and obligations under the transaction documents. This document cannot be reproduced except in full, without prior written approval of the Company. Any unauthorized alteration, forgery or falsification of the content or appearance of this document is unlawful and offenders may be prosecuted to the fullest extent of the law. Unless otherwise stated the results shown in this test report refer only to the sample(s) tested and such sample(s) are retained for 30 days only.

Attention: To check the authenticity of testing /inspection report & certificate, please contact us at telephone: (86-755) 8307 1443, or email: CN.Doccheck@sgs.com

South of No. 6 Plant, No. 1, Runsheng Road, Suzhou Industrial Park, Suzhou Area, China (Jiangsu) Pilot Free Trade Zone 215000
 中国·苏州·中国(江苏)自由贸易试验区苏州片区苏州工业园区润胜路1号的6号厂房南面 邮编: 215000

t (86-512) 62992980 www.sgs.com.cn
 t (86-512) 62992980 sgs.china@sgs.com

3.2 T-Coil Measurement Set-up

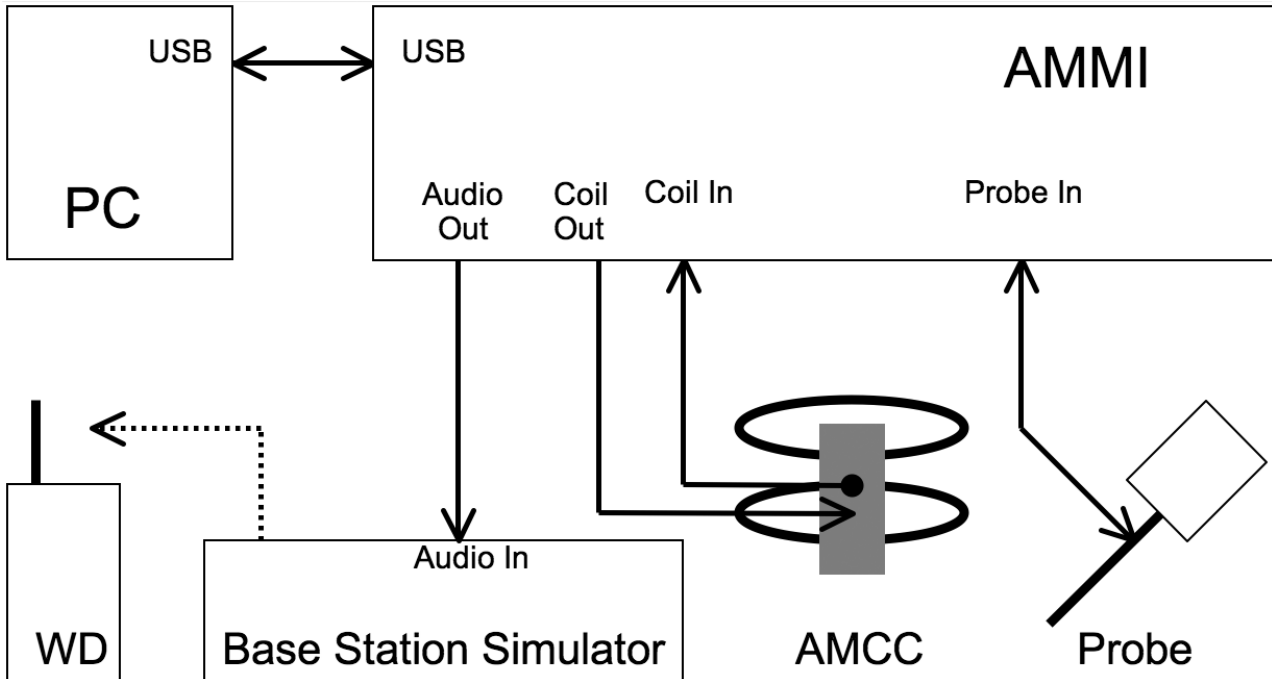


Fig. 2. T-coil signal measurement test setup

The sequence of the measurement is T-Coil testing procedure over a wireless communication device:

1. Confirm Geometry & signal check. Probe phantom alignment and check of accuracy.
2. Background noise measurement in the area of the WD.
3. Perform 50x50mm area scan with narrow band signal to determine ABM1, ABM2 and SNR for axial and radial orientation positions.
4. For Axial position, perform optimal SNR point measurement with a broadband signal – determine Frequency Response
5. Define the all applicable input audio level according to ANSI C63.19-2011 and KDB 285076 D02v03.

Note.

- #. The EUT do not use the special HAC SW.
- #. Setting the maximum volume for EUT during the measurement.
- #. For the measurement, it don't use the "post-test measurement processing of results".
- #. Per KDB 285076 D01v05, handsets that that have the ability to support concurrent connections using simultaneous transmissions shall be independently tested for each air interface/band given in ANSI C63.19-2011. At the present time ANSI C63.19 does not provide simultaneous transmission test procedures.



Unless otherwise agreed in writing, this document is issued by the Company subject to its General Conditions of Service printed overleaf, available on request or accessible at <http://www.sgs.com/en/Terms-and-Conditions.aspx> and, for electronic format documents, subject to Terms and Conditions for Electronic Documents at <http://www.sgs.com/en/Terms-and-Conditions/Terms-e-Documents.aspx>. Attention is drawn to the limitation of liability, indemnification and jurisdiction issues defined therein. Any holder of this document is advised that information contained hereon reflects the Company's findings at the time of its intervention only and within the limits of Client's instructions, if any. The Company's sole responsibility is to its Client and this document does not exonerate parties to a transaction from exercising all their rights and obligations under the transaction documents. This document cannot be reproduced except in full, without prior written approval of the Company. Any unauthorized alteration, forgery or falsification of the content or appearance of this document is unlawful and offenders may be prosecuted to the fullest extent of the law. Unless otherwise stated the results shown in this test report refer only to the sample(s) tested and such sample(s) are retained for 30 days only.

Attention: To check the authenticity of testing /inspection report & certificate, please contact us at telephone: (86-755) 8307 1443, or email: CN.Doccheck@sgs.com

South of No. 6 Plant, No. 1, Runsheng Road, Suzhou Industrial Park, Suzhou Area, China (Jiangsu) Pilot Free Trade Zone 215000 t (86-512) 62992980 www.sgs.com.cn
 中国·苏州·中国(江苏)自由贸易试验区苏州片区苏州工业园区润胜路1号的6号厂房南座 邮编: 215000 t (86-512) 62992980 sgs.china@sgs.com

3.3 System Calibration

For correct and calibrated measurement of the voltages and ABM field, DASY will perform a calibration job as below.

In phase 1, the audio output is switched off, and a 200 mVpp symmetric rectangular signal of 1 kHz is generated and internally connected directly to both channels of the sampling unit (Coil in, Probe in).

In phase 2, the audio output is off, and a 20 mVpp symmetric 100 Hz signal is internally connected. The signals during phases 1 and 2 are available at the output on the rear panel of the AMMI. However, the output must not be loaded, in order to avoid influencing the calibration. An RMS voltmeter would indicate 100 mVRMS during the first phase and 10 mVRMS during the second phase. After the first two phases, the two input channels are both calibrated for absolute measurements of voltages. The resulting factors are displayed above the multi-meter window.

After phases 1 and 2, the input channels are calibrated to measure exact voltages. This is required to use the inputs for measuring voltages with their peak and RMS value.

In phase 3, a multi-sine signal covering each third-octave band from 50 Hz to 10 kHz is generated and applied to both audio outputs. The probe should be positioned in the center of the AMCC and aligned in the z-direction, the field orientation of the AMCC. The "Coil In" channel is measuring the voltage over the AMCC internal shunt, which is proportional to the magnetic field in the AMCC. At the same time, the "Probe In" channel samples the amplified signal picked up by the probe coil and provides it to a numerical integrator. The ratio of the two voltages in each third-octave filter leads to the spectral representation over the frequency band of interest. The Coil signal is scaled in dBV, and the Probe signal is first integrated and normalized to show dB A/m. The ratio probe-to-coil at the frequency of 1 kHz is the sensitivity which will be used in the consecutive T-Coil jobs.




Unless otherwise agreed in writing, this document is issued by the Company subject to its General Conditions of Service printed overleaf, available on request or accessible at <http://www.sgs.com/en/Terms-and-Conditions.aspx> and, for electronic format documents, subject to Terms and Conditions for Electronic Documents at <http://www.sgs.com/en/Terms-and-Conditions/Terms-e-Document.aspx>. Attention is drawn to the limitation of liability, indemnification and jurisdiction issues defined therein. Any holder of this document is advised that information contained hereon reflects the Company's findings at the time of its intervention only and within the limits of Client's instructions, if any. The Company's sole responsibility is to its Client and this document does not exonerate parties to a transaction from exercising all their rights and obligations under the transaction documents. This document cannot be reproduced except in full, without prior written approval of the Company. Any unauthorized alteration, forgery or falsification of the content or appearance of this document is unlawful and offenders may be prosecuted to the fullest extent of the law. Unless otherwise stated the results shown in this test report refer only to the sample(s) tested and such sample(s) are retained for 30 days only.


Attention: To check the authenticity of testing /inspection report & certificate, please contact us at telephone: (86-755) 8307 1443, or email: CN.Doccheck@sgs.com

South of No. 6 Plant, No. 1, Runsheng Road, Suzhou Industrial Park, Suzhou Area, China (Jiangsu) Pilot Free Trade Zone 215000 t (86-512) 62992980 www.sgsgroup.com.cn
 中国·苏州·中国(江苏)自由贸易试验区苏州片区苏州工业园区润胜路1号的6号厂房南部 邮编: 215000 t (86-512) 62992980 sgs.china@sgs.com


3.4 Audio Magnetic Probe AM1DV3

| | | |
|---------------|--|---|
| Description | Active single sensor probe for both axial and radial measurement scans- Fully RF shielded, compatible with DAE, with adapted probe cup |  <p>AM1DV3 Audio Probe</p> |
| Dynamic Range | 0.1 KHz to 20 KHz | |
| Sensitivity | <-50dB A/m @ 1KHz | |
| Internal Amp | 20dB | |
| Dimensions | 300X18mm | |

3.5 Test Arch

| | | |
|-------------|--|--|
| Description | Enables easy and well defined positioning of the phone and validation dipoles as well as simple teaching of the robot. |  <p>Test Arch</p> |
| Dimensions | length: 370 mm width: 370 mm height: 370 mm | |

3.6 Phone Holder

| | | |
|-------------|--|---|
| Description | Supports accurate and reliable positioning of any phone Effect on near field <+/- 0.5 dB |  <p>Phone Holder</p> |
|-------------|--|---|




Unless otherwise agreed in writing, this document is issued by the Company subject to its General Conditions of Service printed overleaf, available on request or accessible at <http://www.sgs.com/en/Terms-and-Conditions.aspx> and, for electronic format documents, subject to Terms and Conditions for Electronic Documents at <http://www.sgs.com/en/Terms-and-Conditions/Terms-e-Documents.aspx>. Attention is drawn to the limitation of liability, indemnification and jurisdiction issues defined therein. Any holder of this document is advised that information contained hereon reflects the Company's findings at the time of its intervention only and within the limits of Client's instructions, if any. The Company's sole responsibility is to its Client and this document does not exonerate parties to a transaction from exercising all their rights and obligations under the transaction documents. This document cannot be reproduced except in full, without prior written approval of the Company. Any unauthorized alteration, forgery or falsification of the content or appearance of this document is unlawful and offenders may be prosecuted to the fullest extent of the law. Unless otherwise stated the results shown in this test report refer only to the sample(s) tested and such sample(s) are retained for 30 days only.

Attention: To check the authenticity of testing /inspection report & certificate, please contact us at telephone: (86-755) 8307 1443, or email: CN.Doccheck@sgs.com


South of No. 6 Plant, No. 1, Runsheng Road, Suzhou Industrial Park, Suzhou Area, China (Jiangsu) Pilot Free Trade Zone 215000
中国·苏州·中国(江苏)自由贸易试验区苏州片区苏州工业园区润胜路1号的6号厂房南面 邮编: 215000

t (86-512) 62992980 www.sgs.com.cn
t (86-512) 62992980 sgs.china@sgs.com

3.7 AMCC- Audio Magnetic Calibration Coil

| | | |
|-------------|---|---|
| Description | Allows calibration of the complete measurement setup, the two horizontal coils create a homogeneous magnetic field in the z direction. Refer to Appendix 5 for more detail on AMCC coil |  <p>AMCC</p> |
|-------------|---|---|

3.8 AMMI - Audio Magnetic Measurement Instrument

| | | |
|---------------|---|---|
| Description | <ul style="list-style-type: none"> -USB interface to PC - Probe signal digitization and power supply- Test signal generation for wireless device (via base station simulator)- Auto-calibration and interfaces to AMCC for complete setup-calibration |  <p>AMMI</p> |
| Data Rate | 48 KHz / 24bit | |
| Dynamic Range | 85 dB | |
| Dimensions: | 19" X 65 X 270mm | |



Unless otherwise agreed in writing, this document is issued by the Company subject to its General Conditions of Service printed overleaf, available on request or accessible at <http://www.sgs.com/en/Terms-and-Conditions.aspx> and, for electronic format documents, subject to Terms and Conditions for Electronic Documents at <http://www.sgs.com/en/Terms-and-Conditions/Terms-e-Documents.aspx>. Attention is drawn to the limitation of liability, indemnification and jurisdiction issues defined therein. Any holder of this document is advised that information contained hereon reflects the Company's findings at the time of its intervention only and within the limits of Client's instructions, if any. The Company's sole responsibility is to its Client and this document does not exonerate parties to a transaction from exercising all their rights and obligations under the transaction documents. This document cannot be reproduced except in full, without prior written approval of the Company. Any unauthorized alteration, forgery or falsification of the content or appearance of this document is unlawful and offenders may be prosecuted to the fullest extent of the law. Unless otherwise stated the results shown in this test report refer only to the sample(s) tested and such sample(s) are retained for 30 days only.

Attention: To check the authenticity of testing /inspection report & certificate, please contact us at telephone: (86-755) 8307 1443, or email: CN.Doccheck@sgs.com

South of No. 6 Plant, No. 1, Runsheng Road, Suzhou Industrial Park, Suzhou Area, China (Jiangsu) Pilot Free Trade Zone 215000
 中国·苏州·中国(江苏)自由贸易试验区苏州片区苏州工业园区润胜路1号的6号厂房南面 邮编: 215000

t (86-512) 62992980 www.sgs.com.cn
 t (86-512) 62992980 sgs.china@sgs.com

4 Measurement uncertainty evaluation

| Error Description | Uncertainty Value (%) | Probability Dist. | Divisor | ci ABM1 | ci ABM2 | Standard Uncertainty ABM1 (%) | Standard Uncertainty ABM2 (%) |
|---------------------------------------|---|-------------------|------------|---------|---------|-------------------------------|-------------------------------|
| Related to probe sensitivity | | | | | | | |
| Reference level | ±3.0 | R | $\sqrt{3}$ | 1 | 1 | ±3.0 | ±3.0 |
| AMCC geometry | ±0.4 | R | $\sqrt{3}$ | 1 | 1 | ±0.2 | ±0.2 |
| AMCC current | ±0.6 | R | $\sqrt{3}$ | 1 | 1 | ±0.4 | ±0.4 |
| Probe positioning during calibration | ±0.2 | R | $\sqrt{3}$ | 1 | 1 | ±0.1 | ±0.1 |
| Noise distribution | ±0.7 | R | $\sqrt{3}$ | 0.0143 | 1 | ±0.0 | ±0.4 |
| Frequency slope | ±5.9 | R | $\sqrt{3}$ | 0.1 | 1 | ±0.3 | ±3.5 |
| Related to probe system | | | | | | | |
| Repeatability / drift | ±1.0 | R | $\sqrt{3}$ | 1 | 1 | ±0.6 | ±0.6 |
| Linearity / dynamic range | ±0.6 | N | 1 | 1 | 1 | ±0.4 | ±0.4 |
| Audio noise | ±1.0 | R | $\sqrt{3}$ | 0.1 | 1 | ±0.1 | ±0.6 |
| Probe angle | ±2.3 | R | $\sqrt{3}$ | 1 | 1 | ±1.4 | ±1.4 |
| Spectral Processing | ±0.9 | R | $\sqrt{3}$ | 1 | 1 | ±0.5 | ±0.5 |
| Integration time | ±0.6 | N | 1 | 1 | 5 | ±0.6 | ±3.0 |
| Field distribution | ±0.2 | R | $\sqrt{3}$ | 1 | 1 | ±0.1 | ±0.1 |
| Test signal | | | | | | | |
| Reference signal spectrum response | ±0.6 | R | $\sqrt{3}$ | 0 | 1 | ±0.0 | ±0.4 |
| Positioning | | | | | | | |
| Probe positioning | ±1.9 | R | $\sqrt{3}$ | 1 | 1 | ±1.1 | ±1.1 |
| Phantom Thickness | ±0.9 | R | $\sqrt{3}$ | 1 | 1 | ±0.5 | ±0.5 |
| DUT positioning | ±1.9 | R | $\sqrt{3}$ | 1 | 1 | ±1.1 | ±1.1 |
| External Contributions | | | | | | | |
| RF interference | ±0.0 | R | $\sqrt{3}$ | 1 | 0.3 | ±0.0 | ±0.0 |
| Test Signal Variation | ±2.0 | R | $\sqrt{3}$ | 1 | 1 | ±1.2 | ±1.2 |
| Combined Std. Uncertainty (ABM Field) | $u'_c = \sqrt{\sum_{i=1}^{20} c_i^2 u_i^2}$ | | | | | ±4.1 | ±6.2 |
| Expanded Std. Uncertainty (K=2) | | | | | | ±8.2 | ±12.4 |

Table 2: Measurement uncertainties for T-Coil



Unless otherwise agreed in writing, this document is issued by the Company subject to its General Conditions of Service printed overleaf, available on request or accessible at <http://www.sgs.com/en/Terms-and-Conditions.aspx> and, for electronic format documents, subject to Terms and Conditions for Electronic Documents at <http://www.sgs.com/en/Terms-and-Conditions/Terms-e-Documents.aspx>. Attention is drawn to the limitation of liability, indemnification and jurisdiction issues defined therein. Any holder of this document is advised that information contained hereon reflects the Company's findings at the time of its intervention only and within the limits of Client's instructions, if any. The Company's sole responsibility is to its Client and this document does not exonerate parties to a transaction from exercising all their rights and obligations under the transaction documents. This document cannot be reproduced except in full, without prior written approval of the Company. Any unauthorized alteration, forgery or falsification of the content or appearance of this document is unlawful and offenders may be prosecuted to the fullest extent of the law. Unless otherwise stated the results shown in this test report refer only to the sample(s) tested and such sample(s) are retained for 30 days only.

Attention: To check the authenticity of testing / inspection report & certificate, please contact us at telephone: (86-755) 8307 1443, or email: CN.Doccheck@sgs.com
 South of No. 6 Plant, No. 1, Runsheng Road, Suzhou Industrial Park, Suzhou Area, China (Jiangsu) Pilot Free Trade Zone 215000 t (86-512) 62992980 www.sgs.com.cn
 中国·苏州·中国(江苏)自由贸易试验区苏州片区苏州工业园区润胜路1号的6号厂房南座 邮编: 215000 t (86-512) 62992980 sgs.china@sgs.com

5 HAC (T-Coil) Measurement

5.1 T-Coil Performance Requirements

In order to be rated for T-Coil use, a WD shall meet the requirements for signal level and signal quality contained in this part.

1) T-Coil coupling field intensity

When measured as specified in ANSI C63.19, the T-Coil signal shall be ≥ -18 dB (A/m) at 1 kHz, in a 1/3 octave band filter for all orientations.

2) Frequency response

The frequency response of the axial component of the magnetic field, measured in 1/3 octave bands, shall follow the response curve specified in this sub-clause, over the frequency range 300 Hz to 3000 Hz. Figure 1 and Figure 2 provide the boundaries for the specified frequency.

These response curves are for true field strength measurements of the T-Coil signal. Thus the 6 dB/octave probe response has been corrected from the raw readings.

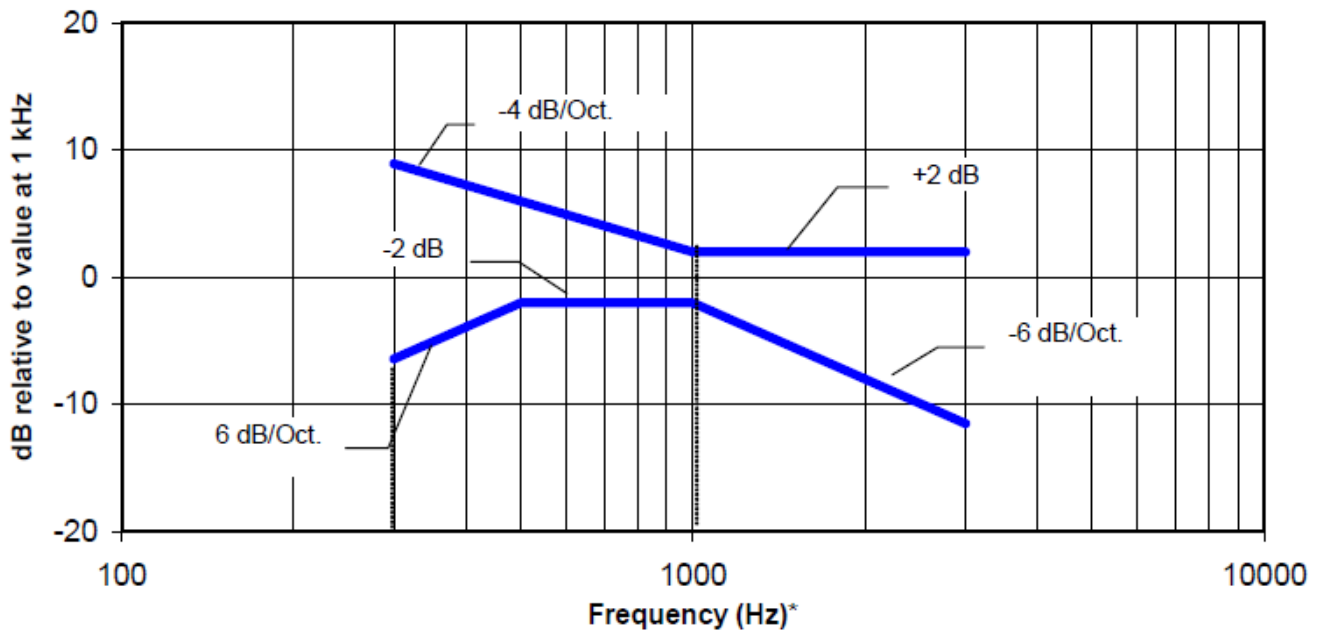


Figure 1—Magnetic field frequency response for WDs with a field ≤ -15 dB (A/m) at 1 kHz



Unless otherwise agreed in writing, this document is issued by the Company subject to its General Conditions of Service printed overleaf, available on request or accessible at <http://www.sgs.com/en/Terms-and-Conditions.aspx> and, for electronic format documents, subject to Terms and Conditions for Electronic Documents at <http://www.sgs.com/en/Terms-and-Conditions/Terms-e-Documents.aspx>. Attention is drawn to the limitation of liability, indemnification and jurisdiction issues defined therein. Any holder of this document is advised that information contained hereon reflects the Company's findings at the time of its intervention only and within the limits of Client's instructions, if any. The Company's sole responsibility is to its Client and this document does not exonerate parties to a transaction from exercising all their rights and obligations under the transaction documents. This document cannot be reproduced except in full, without prior written approval of the Company. Any unauthorized alteration, forgery or falsification of the content or appearance of this document is unlawful and offenders may be prosecuted to the fullest extent of the law. Unless otherwise stated the results shown in this test report refer only to the sample(s) tested and such sample(s) are retained for 30 days only.

Attention: To check the authenticity of testing/inspection report & certificate, please contact us at telephone: (86-755) 8307 1443, or email: CN.Doccheck@sgs.com

South of No. 6 Plant, No. 1, Runsheng Road, Suzhou Industrial Park, Suzhou Area, China (Jiangsu) Pilot Free Trade Zone 215000

t (86-512) 62992980 www.sgsgroup.com.cn

中国·苏州·中国(江苏)自由贸易试验区苏州片区苏州工业园区润胜路1号的6号厂房南面 邮编: 215000

t (86-512) 62992980 sgs.china@sgs.com

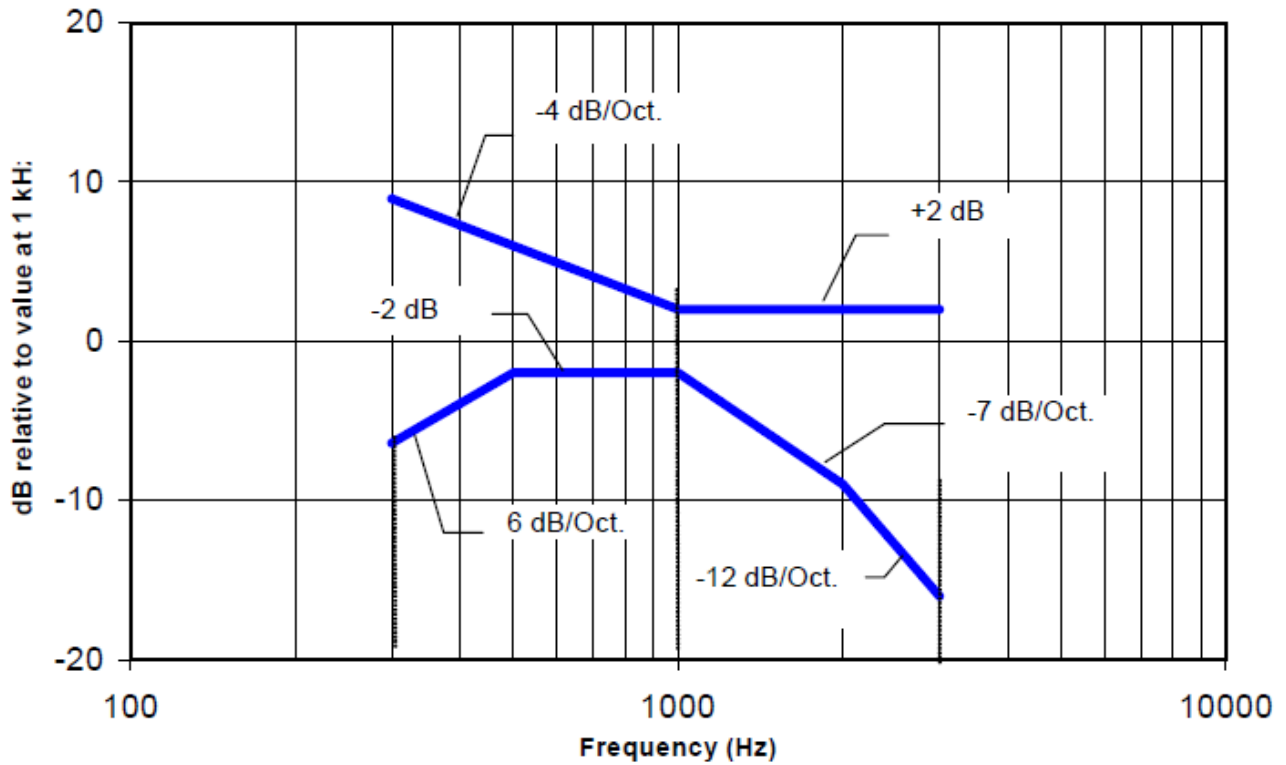


Figure 2 —Magnetic field frequency response for WDs with a field that exceeds -15dB(A/m) at 1 kHz

3) Signal quality

This part provides the signal quality requirement for the intended T-Coil signal from a WD. Only the RF immunity of the hearing aid is measured in T-Coil mode. It is assumed that a hearing aid can have no immunity to an interference signal in the audio band, which is the intended reception band for this mode. So, the only criteria that can be measured is the RF immunity in T-Coil mode. This is measured using the same procedure as for the audio coupling mode and at the same levels.

The worst signal quality of the three T-Coil signal measurements shall be used to determine the T-Coil mode category per Table 3

| Category | Telephone parameters WD signal quality [(signal + noise) – to – noise ratio in decibels] |
|-------------|--|
| Category T1 | 0 dB to 10 dB |
| Category T2 | 10 dB to 20 dB |
| Category T3 | 20 dB to 30 dB |
| Category T4 | > 30 dB |

Table 3: T-Coil signal quality categories



Unless otherwise agreed in writing, this document is issued by the Company subject to its General Conditions of Service printed overleaf, available on request or accessible at <http://www.sgs.com/en/Terms-and-Conditions.aspx> and, for electronic format documents, subject to Terms and Conditions for Electronic Documents at <http://www.sgs.com/en/Terms-and-Conditions/Terms-e-Documents.aspx>. Attention is drawn to the limitation of liability, indemnification and jurisdiction issues defined therein. Any holder of this document is advised that information contained hereon reflects the Company's findings at the time of its intervention only and within the limits of Client's instructions, if any. The Company's sole responsibility is to its Client and this document does not exonerate parties to a transaction from exercising all their rights and obligations under the transaction documents. This document cannot be reproduced except in full, without prior written approval of the Company. Any unauthorized alteration, forgery or falsification of the content or appearance of this document is unlawful and offenders may be prosecuted to the fullest extent of the law. Unless otherwise stated the results shown in this test report refer only to the sample(s) tested and such sample(s) are retained for 30 days only.

Attention: To check the authenticity of testing /inspection report & certificate, please contact us at telephone: (86-755) 8307 1443, or email: CN.Doccheck@sgs.com
 South of No. 6 Plant, No. 1, Runsheng Road, Suzhou Industrial Park, Suzhou Area, China (Jiangsu) Pilot Free Trade Zone 215000 t (86-512) 62992980 www.sgs.com.cn
 中国·苏州·中国(江苏)自由贸易试验区苏州片区苏州工业园区润胜路1号的6号厂房南楼 邮编: 215000 t (86-512) 62992980 sgs.china@sgs.com

5.2 T-Coil measurement points and reference plane

Figure 3 illustrate the references and reference plane that shall be used in a typical EUT emissions measurement. The principle of this section is applied to EUT with similar geometry. Please refer to Appendix C for the setup photographs.

- ◆ The area is 5 cm by 5 cm.
- ◆ The area is centered on the audio frequency output transducer of the EUT.
- ◆ The area is in a reference plane, which is defined as the planar area that contains the highest point in the area of the phone that normally rests against the user's ear. It is parallel to the centerline of the receiver area of the phone and is defined by the points of the receiver-end of the EUT handset, which, in normal handset use, rest against the ear.
- ◆ The measurement plane is parallel to, and 10 mm in front of, the reference plane.

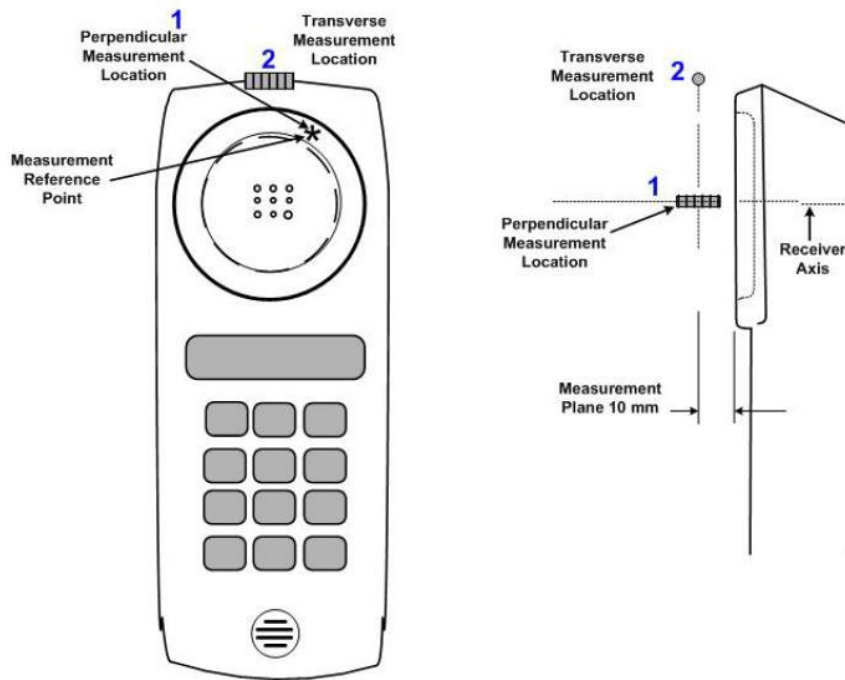


Figure 3 Axis and planes for WD audio frequency magnetic field measurements



Unless otherwise agreed in writing, this document is issued by the Company subject to its General Conditions of Service printed overleaf, available on request or accessible at <http://www.sgs.com/en/Terms-and-Conditions.aspx> and, for electronic format documents, subject to Terms and Conditions for Electronic Documents at <http://www.sgs.com/en/Terms-and-Conditions/Terms-e-Documents.aspx>. Attention is drawn to the limitation of liability, indemnification and jurisdiction issues defined therein. Any holder of this document is advised that information contained hereon reflects the Company's findings at the time of its intervention only and within the limits of Client's instructions, if any. The Company's sole responsibility is to its Client and this document does not exonerate parties to a transaction from exercising all their rights and obligations under the transaction documents. This document cannot be reproduced except in full, without prior written approval of the Company. Any unauthorized alteration, forgery or falsification of the content or appearance of this document is unlawful and offenders may be prosecuted to the fullest extent of the law. Unless otherwise stated the results shown in this test report refer only to the sample(s) tested and such sample(s) are retained for 30 days only.

Attention: To check the authenticity of testing /inspection report & certificate, please contact us at telephone: (86-755) 8307 1443, or email: CN.Doccheck@sgs.com

South of No. 6 Plant, No. 1, Runsheng Road, Suzhou Industrial Park, Suzhou Area, China (Jiangsu) Pilot Free Trade Zone 215000 t (86-512) 62992980 www.sgs.com.cn
 中国·苏州·中国 (江苏) 自由贸易试验区苏州片区苏州工业园区润胜路1号的6号厂房南面 邮编: 215000 t (86-512) 62992980 sgs.china@sgs.com

5.3 T-Coil Measurement Procedure

According to ANSI C63.19-2011, section 7.4:

This section describes the procedures used to measure the ABM (T-Coil) performance of the WD. In addition to measuring the absolute signal levels, the A-weighted magnitude of the unintended signal shall also be determined. To assure that the required signal quality is measured, the measurement of the intended signal and the measurement of the unintended signal must be made at the same location for each measurement position. In addition, the RF field strength at each measurement location must be at or below that required for the assigned category.

Measurements shall not include undesired properties from the WD's RF field; therefore, use of a coaxial connection to a base station simulator or nonradiating load might be necessary. However, even with a coaxial connection to a base station simulator or nonradiating load, there might still be RF leakage from the WD, which can interfere with the desired measurement. Premeasurement checks should be made to avoid this possibility. All measurements shall be performed with the WD operating on battery power with an appropriate normal speech audio signal input level given in ANSI C63.19-2011 Table 7.1. If the device display can be turned off during a phone call, then that may be done during the measurement as well.

Measurements shall be performed at two locations specified in ANSI C63.19-2011 A.3, with the correct probe orientation for a particular location, in a multistage sequence by first measuring the field intensity of the desired T-Coil signal (ABM1) that is useful to a hearing aid T-Coil. The undesired magnetic components (ABM2) shall be examined for each probe orientation to determine the possible effects from the WD display and battery current paths that might disrupt the desired T-Coil signal. The undesired magnetic signal (ABM2) must be measured at the same location as the desired ABM or T-Coil signal (ABM1), and the ratio of desired to undesired ABM signals must be calculated. For the perpendicular field location, only the ABM1 frequency response shall be determined in a third measurement stage.

The following steps summarize the basic test flow for determining ABM1 and ABM2. These steps assume that a sine-wave or narrowband 1/3 octave signal can be used for the measurement of ABM1.

- a) A validation of the test setup and instrumentation may be performed using a TMFS or Helmholtz coil. Measure the emissions and confirm that they are within the specified tolerance.
- b) Position the WD in the test setup and connect the WD RF connector to a base station simulator or a nonradiating load as shown in ANSI C63.19-2011 Figure 7.1 or Figure 7.2. Confirm that the equipment that requires calibration has been calibrated and that the noise level meets the requirements of ANSI C63.19-2011 clause 7.3.1.
- c) The drive level to the WD is set such that the reference input level specified in ANSI C63.19-2011 Table 7.1 is input to the base station simulator (or manufacturer's test mode equivalent) in the 1 kHz, 1/3 octave band. This drive level shall be used for the T-Coil signal test (ABM1) at $f = 1$ kHz. Either a sine wave at 1025 Hz or a voice-like signal, band-limited to the 1 kHz 1/3 octave, as defined in C63.19-2011 clause 7.4.2, shall be used for the reference audio signal. If interference is found at 1025 Hz, an alternative nearby reference audio signal frequency may be used.⁴⁷ The same drive level shall be used for the ABM1 frequency response measurements at each 1/3 octave band center frequency. The WD volume control may be set at any level up to maximum, provided that a signal at any frequency at maximum modulation would not result in clipping or signal overload.
- d) Determine the magnetic measurement locations for the WD device (A.3), if not already specified by the manufacturer, as described in C63.19-2011 clause 7.4.4.1.1 and 7.4.4.2.
- e) At each measurement location, measure and record the desired T-Coil magnetic signals (ABM1 at fi) as specified in C63.19-2011 clause 7.4.4.2 in each ISO 266-1975 R10 standard 1/3 octave band. The desired audio band input frequency (fi) shall be centered in each 1/3 octave band maintaining the same drive level as determined in item c) and the reading taken for that band.
- f) Equivalent methods of determining the frequency response may also be employed, such as fast Fourier transform (FFT) analysis using noise excitation or input-output comparison using simulated speech. The full-band integrated or half-band integrated probe output, as specified in D.9, may be used, as long as the appropriate calibration curve is applied to the measured result, so as to yield an accurate measurement of the field magnitude. (The resulting measurement shall be an accurate measurement in dB A/m.)



Unless otherwise agreed in writing, this document is issued by the Company subject to its General Conditions of Service printed overleaf, available on request or accessible at <http://www.sgs.com/en/Terms-and-Conditions.aspx> and, for electronic format documents, subject to Terms and Conditions for Electronic Documents at <http://www.sgs.com/en/Terms-and-Conditions/Terms-e-Documents.aspx>. Attention is drawn to the limitation of liability, indemnification and jurisdiction issues defined therein. Any holder of this document is advised that information contained hereon reflects the Company's findings at the time of its intervention only and within the limits of Client's instructions, if any. The Company's sole responsibility is to its Client and this document does not exonerate parties to a transaction from exercising all their rights and obligations under the transaction documents. This document cannot be reproduced except in full, without prior written approval of the Company. Any unauthorized alteration, forgery or falsification of the content or appearance of this document is unlawful and offenders may be prosecuted to the fullest extent of the law. Unless otherwise stated the results shown in this test report refer only to the sample(s) tested and such sample(s) are retained for 30 days only.

Attention: To check the authenticity of testing / inspection report & certificate, please contact us at telephone: (86-755) 8307 1443, or email: CN.Doccheck@sgs.com

South of No. 6 Plant, No. 1, Runsheng Road, Suzhou Industrial Park, Suzhou Area, China (Jiangsu) Pilot Free Trade Zone 215000 t (86-512) 62992980 www.sgs.com.cn
 中国·苏州·中国(江苏)自由贸易试验区苏州片区苏州工业园区润胜路1号的6号厂房南座 邮编: 215000 t (86-512) 62992980 sgs.china@sgs.com

Report No.: SUZR/2021/8005308

Rev.: 01

Page: 22 of 28

- g) All measurements of the desired signal shall be shown to be of the desired signal and not of an undesired signal. This may be shown by turning the desired signal ON and OFF with the probe measuring the same location. If the scanning method is used, the scans shall show that all measurement points selected for the ABM1 measurement meet the ambient and test system noise criteria in C63.19-2011 clause 7.3.1.
- h) At the measurement location for each orientation, measure and record the undesired broadband audio magnetic signal (ABM2) as specified in C63.19-2011 clause 7.4.4.4 with no audio signal applied (or digital zero applied, if appropriate) using A-weighting⁴⁹ and the half-band integrator. Calculate the ratio of the desired to undesired signal strength (i.e., signal quality).
- g) Determine the category that properly classifies the signal quality, based on C63.19-2011 Table 8.5.



Unless otherwise agreed in writing, this document is issued by the Company subject to its General Conditions of Service printed overleaf, available on request or accessible at <http://www.sgs.com/en/Terms-and-Conditions.aspx> and, for electronic format documents, subject to Terms and Conditions for Electronic Documents at <http://www.sgs.com/en/Terms-and-Conditions/Terms-e-Documents.aspx>. Attention is drawn to the limitation of liability, indemnification and jurisdiction issues defined therein. Any holder of this document is advised that information contained hereon reflects the Company's findings at the time of its intervention only and within the limits of Client's instructions, if any. The Company's sole responsibility is to its Client and this document does not exonerate parties to a transaction from exercising all their rights and obligations under the transaction documents. This document cannot be reproduced except in full, without prior written approval of the Company. Any unauthorized alteration, forgery or falsification of the content or appearance of this document is unlawful and offenders may be prosecuted to the fullest extent of the law. Unless otherwise stated the results shown in this test report refer only to the sample(s) tested and such sample(s) are retained for 30 days only.

Attention: To check the authenticity of testing / inspection report & certificate, please contact us at telephone: (86-755) 8307 1443, or email: CN.Doccheck@sgs.com

South of No. 6 Plant, No. 1, Runsheng Road, Suzhou Industrial Park, Suzhou Area, China (Jiangsu) Pilot Free Trade Zone 215000 t (86-512) 62992980 www.sgs.com.cn
中国·苏州·中国(江苏)自由贸易试验区苏州片区苏州工业园区润胜路1号的6号厂房南面 邮编: 215000 t (86-512) 62992980 sgs.china@sgs.com

6 T-Coil testing for CMRS Voice

6.1 General Description

1. Codec Investigation:

For a voice service/air interface, investigate the variations of codec configurations (WB, NB bit rate) and document the parameters (ABM1, ABM2, S+N/N, frequency response) for that voice service. It is only necessary to document this for one channel/band, the following worst investigation codec would be remarked to be used for the testing for the handset.

2. Air Interface Investigation:

a. Use the worst-case codec test and document a limited set of bands/channel/bandwidths. Observe the effect of changing the band and bandwidth to ensure that there are no unexpected variations. Using the knowledge of the observed variations, it is necessary to report only a set band/channel/bandwidth for each orientation for a voice service/air interface.

b. According to the ANSI C63.19 2011 section 7.3.2, test middle channel of each frequency band for HAC testing for each orientation to determine worst HAC T-Coil rating.

6.2 GSM Tests Results

Codec Investigation:

| Band | Test Mode | Codec Setting | Test Ch./Freq. | Probe Position | ABM1 (dBA/m) | ABM2 (dBA/m) | Signal Quality (dB) | T Rating | Freq. Response Variation (dB) | Frequency Response |
|--------|-----------|---------------|----------------|----------------|--------------|--------------|---------------------|----------|-------------------------------|--------------------|
| GSM850 | GSM Voice | FR V1 | 190/836.6 | Axial (Z) | 2.16 | -38.34 | 40.50 | T4 | 0.18 | PASS |
| | GSM Voice | HR V1 | 190/836.6 | Axial (Z) | 1.44 | -40.13 | 41.57 | T4 | 1.66 | PASS |

Remark: According to codec investigation, the worst codec is **FR_V1**

Air Interface Investigation:

| Band | Test Mode | Test Ch./Freq. | Probe Position | ABM1 (dBA/m) | ABM2 (dBA/m) | Signal Quality (dB) | T Rating | Freq. Response Variation (dB) | Frequency Response |
|---------|-----------|----------------|-----------------|--------------|--------------|---------------------|----------|-------------------------------|--------------------|
| GSM850 | GSM Voice | 190/836.6 | Axial (Z) | 2.16 | -38.34 | 40.50 | T4 | 0.18 | PASS |
| | | | Transversal (Y) | -4.59 | -40.60 | 36.01 | T4 | N/A | / |
| GSM1900 | GSM Voice | 661/1880 | Axial (Z) | 1.58 | -41.62 | 43.20 | T4 | 2.00 | PASS |
| | | | Transversal (Y) | -4.51 | -38.55 | 34.04 | T4 | N/A | / |

Remark:

1. Phone Condition: Mute on; Backlight off; Max Volume
2. The detail frequency response results please refer to appendix A.



Unless otherwise agreed in writing, this document is issued by the Company subject to its General Conditions of Service printed overleaf, available on request or accessible at <http://www.sgs.com/en/Terms-and-Conditions.aspx> and, for electronic format documents, subject to Terms and Conditions for Electronic Documents at <http://www.sgs.com/en/Terms-and-Conditions/Terms-e-Documents.aspx>. Attention is drawn to the limitation of liability, indemnification and jurisdiction issues defined therein. Any holder of this document is advised that information contained hereon reflects the Company's findings at the time of its intervention only and within the limits of Client's instructions, if any. The Company's sole responsibility is to its Client and this document does not exonerate parties to a transaction from exercising all their rights and obligations under the transaction documents. This document cannot be reproduced except in full, without prior written approval of the Company. Any unauthorized alteration, forgery or falsification of the content or appearance of this document is unlawful and offenders may be prosecuted to the fullest extent of the law. Unless otherwise stated the results shown in this test report refer only to the sample(s) tested and such sample(s) are retained for 30 days only.

Attention: To check the authenticity of testing/inspection report & certificate, please contact us at telephone: (86-755) 8307 1443, or email: CN.Doccheck@sgs.com

South of No. 6 Plant, No. 1, Runsheng Road, Suzhou Industrial Park, Suzhou Area, China (Jiangsu) Pilot Free Trade Zone 215000 t (86-512) 62992980 www.sgs.com.cn
 中国·苏州·中国(江苏)自由贸易试验区苏州片区苏州工业园区润胜路1号的6号厂房南面 邮编: 215000 t (86-512) 62992980 sgs.china@sgs.com

6.3 UMTS Tests Results

Codec Investigation:

| Band | Test Mode | Test Ch./Freq. | Probe Position | ABM1 (dBA/m) | ABM2 (dBA/m) | Signal Quality (dB) | T Rating | Freq. Response Variation (dB) | Frequency Response | Codec Setting |
|--------------|-----------|----------------|----------------|--------------|--------------|---------------------|----------|-------------------------------|--------------------|---------------|
| WCDMA Band V | AMR Voice | 4182/836.4 | Axial (Z) | -2.38 | -47.17 | 44.79 | T4 | 0.26 | PASS | 4.75kbps |
| | AMR Voice | 4182/836.4 | Axial (Z) | -2.76 | -46.84 | 44.08 | T4 | 2.00 | PASS | 7.95kbps |
| | AMR Voice | 4182/836.4 | Axial (Z) | 1.82 | -41.32 | 43.14 | T4 | 2.00 | PASS | 12.2kbps |

Remark: According to codec investigation, the worst codec is **AMR 12.2Kbps**

Air Interface Investigation:

| Band | Test Mode | Test Ch./Freq. | Probe Position | ABM1 (dBA/m) | ABM2 (dBA/m) | Signal Quality (dB) | T Rating | Freq. Response Variation (dB) | Frequency Response |
|---------------|-----------|----------------|-----------------|--------------|--------------|---------------------|----------|-------------------------------|--------------------|
| WCDMA Band II | AMR Voice | 9400/1900 | Axial (Z) | 1.23 | -44.26 | 45.49 | T4 | 2.00 | PASS |
| | | | Transversal (Y) | -4.49 | -40.21 | 35.72 | T4 | N/A | / |
| WCDMA Band IV | AMR Voice | 1412/1732.4 | Axial (Z) | 1.82 | -41.32 | 43.14 | T4 | 2.00 | PASS |
| | | | Transversal (Y) | -4.56 | -41.94 | 37.38 | T4 | N/A | / |

Remark:

1. Phone Condition: Mute on; Backlight off; Max Volume
2. The detail frequency response results please refer to appendix A.



Unless otherwise agreed in writing, this document is issued by the Company subject to its General Conditions of Service printed overleaf, available on request or accessible at <http://www.sgs.com/en/Terms-and-Conditions.aspx> and, for electronic format documents, subject to Terms and Conditions for Electronic Documents at <http://www.sgs.com/en/Terms-and-Conditions/Terms-e-Documents.aspx>. Attention is drawn to the limitation of liability, indemnification and jurisdiction issues defined therein. Any holder of this document is advised that information contained hereon reflects the Company's findings at the time of its intervention only and within the limits of Client's instructions, if any. The Company's sole responsibility is to its Client and this document does not exonerate parties to a transaction from exercising all their rights and obligations under the transaction documents. This document cannot be reproduced except in full, without prior written approval of the Company. Any unauthorized alteration, forgery or falsification of the content or appearance of this document is unlawful and offenders may be prosecuted to the fullest extent of the law. Unless otherwise stated the results shown in this test report refer only to the sample(s) tested and such sample(s) are retained for 30 days only.

Attention: To check the authenticity of testing /inspection report & certificate, please contact us at telephone: (86-755) 8307 1443, or email: CN.Doccheck@sgs.com

South of No. 6 Plant, No. 1, Runsheng Road, Suzhou Industrial Park, Suzhou Area, China (Jiangsu) Pilot Free Trade Zone 215000 t (86-512) 62992980 www.sgs.com.cn
 中国·苏州·中国(江苏)自由贸易试验区苏州片区苏州工业园区润胜路1号的6号厂房南楼 邮编: 215000 t (86-512) 62992980 sgs.china@sgs.com

6.4 VoLTE Tests Results

1. Codec Investigation:

For a voice service/air interface, investigate the variations of codec configurations (WB, NB bit rate) and document the parameters (ABM1, ABM2, S+N/N, frequency response) for that voice service. It is only necessary to document this for one channel / band, the following worst investigation codec would be remarked to be used for the testing for the handset.

2. Air Interface Investigation:

a. Use the worst-case codec test and document a limited set of bands / channel / bandwidths. Observe the effect of changing the band and bandwidth to ensure that there are no unexpected variations. Using the knowledge of the observed variations, it is necessary to report only a set band/channel/bandwidth for each orientation for a voice service/air interface and the following worst configure would be remarked to be used for the testing for the handset.

b. Select LTE FDD / TDD one frequency band to do measurement at the worst SNR position was additionally performed with varying the BWs/Modulations/RB size to verify the variation to find out worst configuration, the observed variation is very little to be within 1.5 dB which is much less than the margin from the rating threshold.

c. According to the ANSI C63.19 2011 section 7.3.2, test middle channel of each frequency band for HAC testing for each orientation to determine worst HAC T-Coil rating.

Codec Investigation:

LTE FDD

| Band | Test Mode | Test Ch./Freq. | Probe Position | ABM1 (dBA/m) | ABM2 (dBA/m) | Signal Quality (dB) | T Rating | Freq. Response Variation (dB) | Frequency Response | Codec Setting |
|------------|----------------|----------------|----------------|--------------|--------------|---------------------|----------|-------------------------------|--------------------|------------------|
| LTE Band 2 | 20M QPSK 1RB_0 | 18900/1880 | Axial (Z) | -0.63 | -32.35 | 31.72 | T4 | 1.45 | PASS | WB AMR 6.60kbps |
| | 20M QPSK 1RB_0 | 18900/1880 | Axial (Z) | -1.51 | -31.49 | 29.98 | T3 | 0.98 | PASS | WB AMR 23.85kbps |
| | 20M QPSK 1RB_0 | 18900/1880 | Axial (Z) | -1.14 | -43.95 | 42.81 | T4 | 0.83 | PASS | NB AMR 4.75kbps |
| | 20M QPSK 1RB_0 | 18900/1880 | Axial (Z) | -1.37 | -43.33 | 41.96 | T4 | 2.00 | PASS | NB AMR 12.2kbps |
| | 20M QPSK 1RB_0 | 18900/1880 | Axial (Z) | -2.59 | -34.69 | 32.10 | T4 | 1.44 | PASS | WB EVS 5.90kbps |
| | 20M QPSK 1RB_0 | 18900/1880 | Axial (Z) | -8.57 | -38.71 | 30.14 | T4 | 0.90 | PASS | WB EVS 24.4kbps |
| | 20M QPSK 1RB_0 | 18900/1880 | Axial (Z) | -4.65 | -45.45 | 40.80 | T4 | 1.11 | PASS | NB EVS 5.90kbps |
| | 20M QPSK 1RB_0 | 18900/1880 | Axial (Z) | -2.10 | -44.34 | 42.24 | T4 | 0.13 | PASS | NB EVS 24.4kbps |

Remark: According to codec investigation, the worst codec is **WB AMR 23.85kbps**

LTE TDD

| Band | Test Mode | Test Ch./Freq. | UL-DL configuration | Probe Position | ABM1 (dBA/m) | ABM2 (dBA/m) | Signal Quality (dB) | T Rating | Freq. Response Variation (dB) | Frequency Response | Codec Setting |
|-----------------|----------------|----------------|---------------------|----------------|--------------|--------------|---------------------|----------|-------------------------------|--------------------|------------------|
| LTE Band 41 PC3 | 20M QPSK 1RB_0 | 40620/2593 | 0 | Axial (Z) | 1.69 | -28.24 | 29.93 | T3 | 1.90 | PASS | WB AMR 6.60kbps |
| | 20M QPSK 1RB_0 | 40620/2593 | 0 | Axial (Z) | 2.73 | -24.87 | 27.60 | T3 | 0.88 | PASS | WB AMR 23.85kbps |
| | 20M QPSK 1RB_0 | 40620/2593 | 0 | Axial (Z) | 2.40 | -35.25 | 37.65 | T4 | 0.35 | PASS | NB AMR 4.75kbps |
| | 20M QPSK 1RB_0 | 40620/2593 | 0 | Axial (Z) | 2.60 | -35.46 | 38.06 | T4 | 1.86 | PASS | NB AMR 12.2kbps |
| | 20M QPSK 1RB_0 | 40620/2593 | 0 | Axial (Z) | -2.09 | -26.82 | 24.73 | T3 | 0.70 | PASS | WB EVS 5.90kbps |
| | 20M QPSK 1RB_0 | 40620/2593 | 0 | Axial (Z) | 0.03 | -28.89 | 28.92 | T3 | 1.25 | PASS | WB EVS 24.4kbps |
| | 20M QPSK 1RB_0 | 40620/2593 | 0 | Axial (Z) | 1.95 | -33.44 | 35.39 | T4 | 0.32 | PASS | NB EVS 5.90kbps |
| | 20M QPSK 1RB_0 | 40620/2593 | 0 | Axial (Z) | 2.30 | -34.34 | 36.64 | T4 | 0.37 | PASS | NB EVS 24.4kbps |

Remark: According to codec investigation, the worst codec is **WB EVS 5.90kbps**



Unless otherwise agreed in writing, this document is issued by the Company subject to its General Conditions of Service printed overleaf, available on request or accessible at <http://www.sgs.com/en/Terms-and-Conditions.aspx> and, for electronic format documents, subject to Terms and Conditions for Electronic Documents at <http://www.sgs.com/en/Terms-and-Conditions/Terms-e-Documents.aspx>. Attention is drawn to the limitation of liability, indemnification and jurisdiction issues defined therein. Any holder of this document is advised that information contained hereon reflects the Company's findings at the time of its intervention only and within the limits of Client's instructions, if any. The Company's sole responsibility is to its Client and this document does not exonerate parties to a transaction from exercising all their rights and obligations under the transaction documents. This document cannot be reproduced except in full, without prior written approval of the Company. Any unauthorized alteration, forgery or falsification of the content or appearance of this document is unlawful and offenders may be prosecuted to the fullest extent of the law. Unless otherwise stated the results shown in this test report refer only to the sample(s) tested and such sample(s) are retained for 30 days only.

Attention: To check the authenticity of testing /inspection report & certificate, please contact us at telephone: (86-755) 8307 1443, or email: CN.Doccheck@sgs.com

South of No. 6 Plant, No. 1, Runsheng Road, Suzhou Industrial Park, Suzhou Area, China (Jiangsu) Pilot Free Trade Zone 215000
中国·苏州·中国(江苏)自由贸易试验区苏州片区苏州工业园区润胜路1号的6号厂房南楼 邮编: 215000

t (86-512) 62992980 www.sgsgroup.com.cn
t (86-512) 62992980 sgs.china@sgs.com

**Air Interface Investigation:
 LTE FDD**

| Band | Test Mode | Test Ch./Freq. | Probe Position | ABM1 (dBA/m) | ABM2 (dBA/m) | Signal Quality (dB) | T Rating | Freq. Response Variation (dB) | Frequency Response |
|-----------------|------------------|----------------|----------------|--------------|--------------|---------------------|----------|-------------------------------|--------------------|
| LTE Band 2 | 20M QPSK 1RB_0 | 18900/1880 | Axial (Z) | -1.51 | -31.49 | 29.98 | T3 | 0.98 | PASS |
| | 20M QPSK 1RB_50 | 18900/1880 | Axial (Z) | -1.84 | -32.21 | 30.37 | T4 | 0.83 | PASS |
| | 20M QPSK 1RB_99 | 18900/1880 | Axial (Z) | -2.02 | -31.15 | 29.13 | T3 | 0.87 | PASS |
| | 20M QPSK 50RB_0 | 18900/1880 | Axial (Z) | -1.77 | -31.72 | 29.95 | T3 | 1.29 | PASS |
| | 20M QPSK 50RB_25 | 18900/1880 | Axial (Z) | -10.44 | -38.45 | 28.01 | T3 | 1.33 | PASS |
| | 20M QPSK 50RB_50 | 18900/1880 | Axial (Z) | -5.66 | -33.37 | 27.71 | T3 | 1.23 | PASS |
| | 20M QPSK 100RB_0 | 18900/1880 | Axial (Z) | 5.36 | -17.04 | 22.40 | T3 | 0.14 | PASS |
| | 20M 16QAM 1RB_0 | 18900/1880 | Axial (Z) | -10.61 | -34.21 | 23.60 | T3 | 0.61 | PASS |
| | 15M QPSK 1RB_0 | 18900/1880 | Axial (Z) | -12.76 | -36.04 | 23.28 | T3 | 1.39 | PASS |
| | 10M QPSK 1RB_0 | 18900/1880 | Axial (Z) | -9.02 | -33.76 | 24.74 | T3 | 1.47 | PASS |
| | 5M QPSK 1RB_0 | 18900/1880 | Axial (Z) | 1.96 | -22.26 | 24.22 | T3 | 0.64 | PASS |
| | 3M QPSK 1RB_0 | 18900/1880 | Axial (Z) | 1.45 | -22.37 | 23.82 | T3 | 1.67 | PASS |
| 1.4M QPSK 1RB_0 | 18900/1880 | Axial (Z) | 5.71 | -20.21 | 25.92 | T3 | 0.99 | PASS | |

LTE TDD

| Band | Test Mode | Test Ch./Freq. | UL-DL Configuration | Probe Position | ABM1 (dBA/m) | ABM2 (dBA/m) | Signal Quality (dB) | T Rating | Freq. Response Variation (dB) | Frequency Response |
|-----------------|------------------|----------------|---------------------|----------------|--------------|--------------|---------------------|----------|-------------------------------|--------------------|
| LTE Band 41 PC3 | 20M QPSK 1RB_0 | 40620/2593 | 0 | Axial (Z) | -0.30 | -24.84 | 24.54 | T3 | 1.05 | PASS |
| | 20M QPSK 1RB_50 | 40620/2593 | 0 | Axial (Z) | -3.13 | -28.55 | 25.42 | T3 | 0.39 | PASS |
| | 20M QPSK 1RB_99 | 40620/2593 | 0 | Axial (Z) | -2.09 | -26.82 | 24.73 | T3 | 0.70 | PASS |
| | 20M QPSK 50RB_0 | 40620/2593 | 0 | Axial (Z) | 0.49 | -31.65 | 32.14 | T4 | 1.09 | PASS |
| | 20M QPSK 50RB_25 | 40620/2593 | 0 | Axial (Z) | -0.77 | -31.41 | 30.64 | T4 | 0.48 | PASS |
| | 20M QPSK 50RB_50 | 40620/2593 | 0 | Axial (Z) | 2.39 | -27.16 | 29.55 | T3 | 0.69 | PASS |
| | 20M QPSK 100RB_0 | 40620/2593 | 0 | Axial (Z) | 0.28 | -29.11 | 29.39 | T3 | 0.84 | PASS |
| | 20M 16QAM 1RB_0 | 40620/2593 | 0 | Axial (Z) | 1.25 | -25.62 | 26.87 | T3 | 1.43 | PASS |
| | 15M QPSK 1RB_0 | 40620/2593 | 0 | Axial (Z) | 2.03 | -24.96 | 26.99 | T3 | 0.34 | PASS |
| | 10M QPSK 1RB_0 | 40620/2593 | 0 | Axial (Z) | 1.43 | -23.45 | 24.88 | T3 | 0.92 | PASS |
| | 5M QPSK 1RB_0 | 40620/2593 | 0 | Axial (Z) | -1.90 | -27.04 | 25.14 | T3 | 1.52 | PASS |
| | 20M QPSK 1RB_0 | 40620/2593 | 1 | Axial (Z) | 0.58 | -26.36 | 26.94 | T3 | 1.12 | PASS |
| | 20M QPSK 1RB_0 | 40620/2593 | 2 | Axial (Z) | -4.54 | -30.07 | 25.53 | T3 | 1.52 | PASS |
| | 20M QPSK 1RB_0 | 40620/2593 | 3 | Axial (Z) | -2.82 | -28.96 | 26.14 | T3 | 1.30 | PASS |
| | 20M QPSK 1RB_0 | 40620/2593 | 4 | Axial (Z) | 2.87 | -23.46 | 26.33 | T3 | 1.05 | PASS |
| 20M QPSK 1RB_0 | 40620/2593 | 5 | Axial (Z) | -1.49 | -26.83 | 25.34 | T3 | 0.68 | PASS | |
| 20M QPSK 1RB_0 | 40620/2593 | 6 | Axial (Z) | 0.66 | -25.83 | 26.49 | T3 | 1.61 | PASS | |
| LTE Band 41 PC2 | 20M QPSK 1RB_0 | 40620/2593 | 1 | Axial (Z) | -0.39 | -24.95 | 24.56 | T3 | 1.66 | PASS |
| | 20M QPSK 1RB_0 | 40620/2593 | 2 | Axial (Z) | -8.67 | -33.27 | 24.60 | T3 | 0.83 | PASS |
| | 20M QPSK 1RB_0 | 40620/2593 | 3 | Axial (Z) | -11.59 | -36.44 | 24.85 | T3 | 1.30 | PASS |
| | 20M QPSK 1RB_0 | 40620/2593 | 4 | Axial (Z) | -1.57 | -26.34 | 24.77 | T3 | 1.38 | PASS |
| | 20M QPSK 1RB_0 | 40620/2593 | 5 | Axial (Z) | -7.97 | -32.77 | 24.80 | T3 | 0.62 | PASS |



Unless otherwise agreed in writing, this document is issued by the Company subject to its General Conditions of Service printed overleaf, available on request or accessible at <http://www.sgs.com/en/Terms-and-Conditions.aspx> and, for electronic format documents, subject to Terms and Conditions for Electronic Documents at <http://www.sgs.com/en/Terms-and-Conditions/Terms-e-Documents.aspx>. Attention is drawn to the limitation of liability, indemnification and jurisdiction issues defined therein. Any holder of this document is advised that information contained hereon reflects the Company's findings at the time of its intervention only and within the limits of Client's instructions, if any. The Company's sole responsibility is to its Client and this document does not exonerate parties to a transaction from exercising all their rights and obligations under the transaction documents. This document cannot be reproduced except in full, without prior written approval of the Company. Any unauthorized alteration, forgery or falsification of the content or appearance of this document is unlawful and offenders may be prosecuted to the fullest extent of the law. Unless otherwise stated the results shown in this test report refer only to the sample(s) tested and such sample(s) are retained for 30 days only.

Attention: To check the authenticity of testing / inspection report & certificate, please contact us at telephone: (86-755) 8307 1443, or email: CN.Doccheck@sgs.com

South of No. 6 Plant, No. 1, Runsheng Road, Suzhou Industrial Park, Suzhou Area, China (Jiangsu) Pilot Free Trade Zone 215000 t (86-512) 62992980 www.sgs.com.cn
 中国·苏州·中国(江苏)自由贸易试验区苏州片区苏州工业园区润胜路1号的6号厂房南楼 邮编: 215000 t (86-512) 62992980 sgs.china@sgs.com

**Air interface:
LTE FDD**

| Band | Test Mode | Test Ch./Freq. | Probe Position | ABM1 (dBA/m) | ABM2 (dBA/m) | Signal Quality (dB) | T Rating | Freq. Response Variation (dB) | Frequency Response |
|-------------|------------------|----------------|-----------------|--------------|--------------|---------------------|----------|-------------------------------|--------------------|
| LTE Band 2 | 20M QPSK 100RB_0 | 18900/1880 | Axial (Z) | 5.36 | -17.04 | 22.40 | T3 | 0.14 | PASS |
| | | | Transversal (Y) | -8.13 | -35.76 | 27.63 | T3 | / | / |
| LTE Band 4 | 20M QPSK 100RB_0 | 20175/1732.5 | Axial (Z) | 3.00 | -20.69 | 23.69 | T3 | 1.56 | PASS |
| | | | Transversal (Y) | -8.27 | -32.70 | 24.43 | T3 | / | / |
| LTE Band 5 | 10M QPSK 50RB_0 | 20525/836.5 | Axial (Z) | 3.76 | -20.80 | 24.56 | T3 | 0.98 | PASS |
| | | | Transversal (Y) | -1.74 | -26.51 | 24.77 | T3 | / | / |
| LTE Band 12 | 10M QPSK 50RB_0 | 23095/707.5 | Axial (Z) | 5.83 | -18.35 | 24.18 | T3 | 1.42 | PASS |
| | | | Transversal (Y) | -2.68 | -25.76 | 23.08 | T3 | / | / |
| LTE Band 25 | 20M QPSK 50RB_0 | 26365/1882.5 | Axial (Z) | 0.16 | -23.62 | 23.78 | T3 | 0.06 | PASS |
| | | | Transversal (Y) | -3.76 | -27.38 | 23.62 | T3 | / | / |
| LTE Band 26 | 15M QPSK 100RB_0 | 26865/831.5 | Axial (Z) | -3.91 | -28.18 | 24.27 | T3 | 1.41 | PASS |
| | | | Transversal (Y) | -4.39 | -27.93 | 23.54 | T3 | / | / |
| LTE Band 66 | 20M QPSK 100RB_0 | 132322/1745 | Axial (Z) | 0.12 | -25.79 | 25.91 | T3 | 1.38 | PASS |
| | | | Transversal (Y) | -3.73 | -29.12 | 25.39 | T3 | / | / |
| LTE Band 71 | 20M QPSK 100RB_0 | 133297/680.5 | Axial (Z) | 3.95 | -21.14 | 25.09 | T3 | 0.90 | PASS |
| | | | Transversal (Y) | -1.79 | -26.73 | 24.94 | T3 | / | / |

LTE TDD

| Band | Test Mode | Test Ch./Freq. | UL-DL Configuration | Probe Position | ABM1 (dBA/m) | ABM2 (dBA/m) | Signal Quality (dB) | T Rating | Freq. Response Variation (dB) | Frequency Response |
|-----------------|----------------|----------------|---------------------|-----------------|--------------|--------------|---------------------|----------|-------------------------------|--------------------|
| LTE Band 41 PC3 | 20M QPSK 1RB_0 | 40620/2593 | 0 | Axial (Z) | -0.30 | -24.84 | 24.54 | T3 | 1.05 | PASS |
| | | | | Transversal (Y) | -8.05 | -31.29 | 23.24 | T3 | / | PASS |

Remark:

1. Phone Condition: Mute on; Backlight off; Max Volume
2. The detail frequency response results please refer to Appendix A.



Unless otherwise agreed in writing, this document is issued by the Company subject to its General Conditions of Service printed overleaf, available on request or accessible at <http://www.sgs.com/en/Terms-and-Conditions.aspx> and, for electronic format documents, subject to Terms and Conditions for Electronic Documents at <http://www.sgs.com/en/Terms-and-Conditions/Terms-e-Documents.aspx>. Attention is drawn to the limitation of liability, indemnification and jurisdiction issues defined therein. Any holder of this document is advised that information contained hereon reflects the Company's findings at the time of its intervention only and within the limits of Client's instructions, if any. The Company's sole responsibility is to its Client and this document does not exonerate parties to a transaction from exercising all their rights and obligations under the transaction documents. This document cannot be reproduced except in full, without prior written approval of the Company. Any unauthorized alteration, forgery or falsification of the content or appearance of this document is unlawful and offenders may be prosecuted to the fullest extent of the law. Unless otherwise stated the results shown in this test report refer only to the sample(s) tested and such sample(s) are retained for 30 days only.

Attention: To check the authenticity of testing/inspection report & certificate, please contact us at telephone: (86-755) 8307 1443, or email: CN.Doccheck@sgs.com

South of No. 6 Plant, No. 1, Runsheng Road, Suzhou Industrial Park, Suzhou Area, China (Jiangsu) Pilot Free Trade Zone 215000
 中国·苏州·中国(江苏)自由贸易试验区苏州片区苏州工业园区润胜路1号的6号厂房南面 邮编: 215000

t (86-512) 62992980 www.sgs.com.cn
 t (86-512) 62992980 sgs.china@sgs.com

7 Equipment list

| Equipment | Manufacturer | Model | Serial Number | Calibration Date | Due date of calibration |
|--|--------------|----------------|---------------|------------------|-------------------------|
| <input checked="" type="checkbox"/> Software | SPEAG | DASY52 52.10.4 | NA | NCR | NCR |
| <input checked="" type="checkbox"/> DAE | SPEAG | DAE4 | 1663 | 2021-03-01 | 2022-02-28 |
| <input checked="" type="checkbox"/> DAE | SPEAG | DAE4 | 1428 | 2021-04-09 | 2022-04-08 |
| <input checked="" type="checkbox"/> Audio Magnetic 1D Field Probe | SPEAG | AM1DV3 | 3115 | 2021-06-01 | 2022-05-31 |
| <input checked="" type="checkbox"/> Test Arch SD HAC | SPEAG | NA | NA | NCR | NCR |
| <input checked="" type="checkbox"/> Audio Magnetic Measuring Instrument | SPEAG | AMMI | 1028 | NCR | NCR |
| <input checked="" type="checkbox"/> Audio Magnetic | SPEAG | AMCC | 1143 | N/A | N/A |
| <input checked="" type="checkbox"/> Universal Radio Communication Tester | R&S | CMW500 | 111637 | 2021-04-14 | 2022-04-13 |
| <input checked="" type="checkbox"/> Humidity and Temperature Indicator | MingGao | MingGao | NA | 2021-06-16 | 2022-06-15 |

Note:

- All the equipments are within the valid period when the tests are performed.
- NCR: "No-Calibration Required".

8 Calibration certificate

Please see the Appendix B

9 Photographs

Please see the Appendix C

Appendix A: Detailed Test Results

Appendix B: Calibration certificate

Appendix C: Photographs

---END---



Unless otherwise agreed in writing, this document is issued by the Company subject to its General Conditions of Service printed overleaf, available on request or accessible at <http://www.sgs.com/en/Terms-and-Conditions.aspx> and, for electronic format documents, subject to Terms and Conditions for Electronic Documents at <http://www.sgs.com/en/Terms-and-Conditions/Terms-e-Documents.aspx>. Attention is drawn to the limitation of liability, indemnification and jurisdiction issues defined therein. Any holder of this document is advised that information contained hereon reflects the Company's findings at the time of its intervention only and within the limits of Client's instructions, if any. The Company's sole responsibility is to its Client and this document does not exonerate parties to a transaction from exercising all their rights and obligations under the transaction documents. This document cannot be reproduced except in full, without prior written approval of the Company. Any unauthorized alteration, forgery or falsification of the content or appearance of this document is unlawful and offenders may be prosecuted to the fullest extent of the law. Unless otherwise stated the results shown in this test report refer only to the sample(s) tested and such sample(s) are retained for 30 days only.

Attention: To check the authenticity of testing / inspection report & certificate, please contact us at telephone: (86-755) 8307 1443, or email: CN.Doccheck@sgs.com
 South of No. 6 Plant, No. 1, Runsheng Road, Suzhou Industrial Park, Suzhou Area, China (Jiangsu) Pilot Free Trade Zone 215000 t (86-512) 62992980 www.sgs.com.cn
 中国·苏州·中国(江苏)自由贸易试验区苏州片区苏州工业园区润胜路1号的6号厂房南楼 邮编: 215000 t (86-512) 62992980 sgs.china@sgs.com