

Appendix B

Detailed Test Results

1. GSM
GSM850 for E-Field Emission
GSM1900 for E-Field Emission
2. LTE
LTE Band 41 for E-Field Emission

Test Laboratory: SGS-SAR Lab

SC3218T HAC-RF-GSM850 GSM Voice 128CH**DUT: SC3218T; Type: Smart Phone; Serial: 358476180003964**

Communication System: UID 10021 - DAC, GSM-FDD (TDMA, GMSK); Frequency: 824.2 MHz;Duty Cycle: 1:8.6896

Medium: Air;Medium parameters used: $\sigma = 0$ S/m, $\epsilon_r = 1$; $\rho = 0$ kg/m³

Phantom section: RF Section

DASY 5 Configuration:

- Probe: EF3DV3 - SN4051; ConvF(1, 1, 1); Calibrated: 2021-05-28
- Sensor-Surface: (Fix Surface)
- Electronics: DAE4 Sn1663; Calibrated: 2021-03-01
- Phantom: HAC Test Arch with AMCC; Type: SD HAC P01 BA;
- DASY52 52.10.4(1527); SEMCAD X 14.6.14(7483)

Device E-Field measurement/E Scan - ER3D: 15 mm from Probe Center to the Device/Hearing Aid**Compatibility Test (101x101x1):** Interpolated grid: dx=0.5000 mm, dy=0.5000 mm

Device Reference Point: 0, 0, -6.3 mm

Reference Value = 49.79 V/m; Power Drift = -0.02 dB

Applied MIF = 3.63 dB

RF audio interference level = 35.28 dBV/m

Emission category: M4

MIF scaled E-field

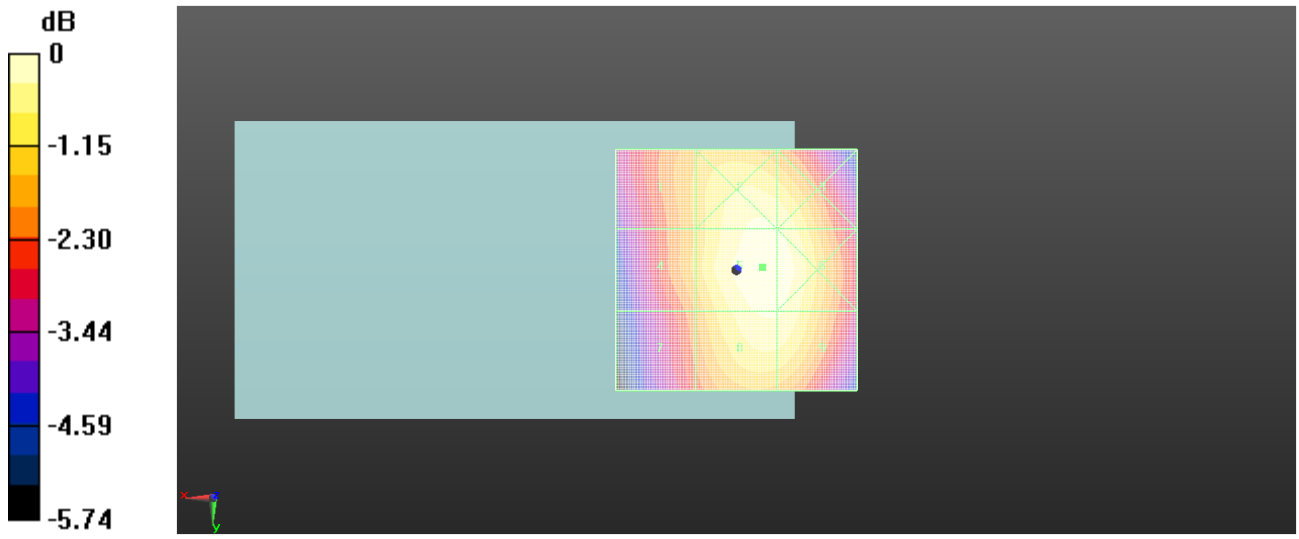
Grid 1 M4 33.88 dBV/m	Grid 2 M4 35.02 dBV/m	Grid 3 M4 34.94 dBV/m
Grid 4 M4 33.91 dBV/m	Grid 5 M4 35.28 dBV/m	Grid 6 M4 35.22 dBV/m
Grid 7 M4 33.39 dBV/m	Grid 8 M4 34.97 dBV/m	Grid 9 M4 34.95 dBV/m

Cursor:

Total = 35.28 dBV/m

E Category: M4

Location: -5.5, -0.5, 7.7 mm



0 dB = 58.07 V/m = 35.28 dBV/m

Test Laboratory: SGS-SAR Lab

SC3218T HAC-RF-GSM850 GSM Voice 190CH**DUT: SC3218T; Type: Smart Phone; Serial: 358476180003964**

Communication System: UID 10021 - DAC, GSM-FDD (TDMA, GMSK); Frequency: 836.6 MHz;Duty Cycle: 1:8.6896

Medium: Air;Medium parameters used: $\sigma = 0$ S/m, $\epsilon_r = 1$; $\rho = 0$ kg/m³

Phantom section: RF Section

DASY 5 Configuration:

- Probe: EF3DV3 - SN4051; ConvF(1, 1, 1); Calibrated: 2021-05-28
- Sensor-Surface: (Fix Surface)
- Electronics: DAE4 Sn1663; Calibrated: 2021-03-01
- Phantom: HAC Test Arch with AMCC; Type: SD HAC P01 BA;
- DASY52 52.10.4(1527); SEMCAD X 14.6.14(7483)

Device E-Field measurement/E Scan - ER3D: 15 mm from Probe Center to the Device/Hearing Aid**Compatibility Test (101x101x1):** Interpolated grid: dx=0.5000 mm, dy=0.5000 mm

Device Reference Point: 0, 0, -6.3 mm

Reference Value = 57.54 V/m; Power Drift = -0.08 dB

Applied MIF = 3.63 dB

RF audio interference level = 36.46 dBV/m

Emission category: M4

MIF scaled E-field

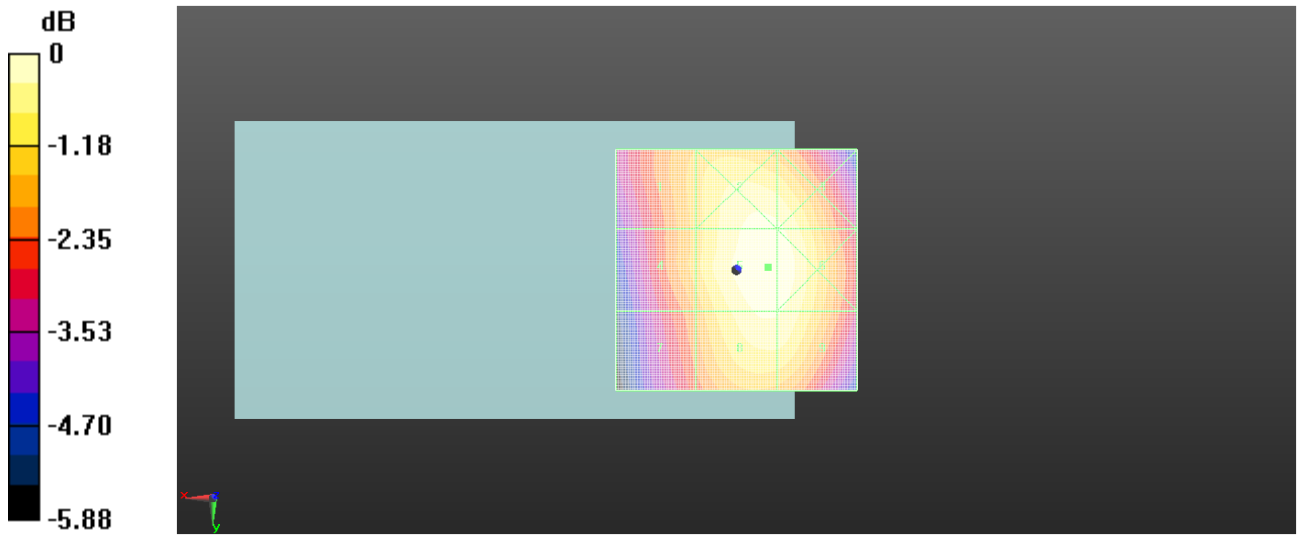
Grid 1 M4 35.12 dBV/m	Grid 2 M4 36.24 dBV/m	Grid 3 M4 36.18 dBV/m
Grid 4 M4 35.13 dBV/m	Grid 5 M4 36.46 dBV/m	Grid 6 M4 36.44 dBV/m
Grid 7 M4 34.59 dBV/m	Grid 8 M4 36.15 dBV/m	Grid 9 M4 36.12 dBV/m

Cursor:

Total = 36.46 dBV/m

E Category: M4

Location: -6.5, -0.5, 7.7 mm



0 dB = 66.55 V/m = 36.46 dBV/m

Test Laboratory: SGS-SAR Lab

SC3218T HAC-RF-GSM850 GSM Voice 251CH**DUT: SC3218T; Type: Smart Phone; Serial: 358476180003964**

Communication System: UID 10021 - DAC, GSM-FDD (TDMA, GMSK); Frequency: 848.8 MHz;Duty Cycle: 1:8.6896

Medium: Air;Medium parameters used: $\sigma = 0$ S/m, $\epsilon_r = 1$; $\rho = 0$ kg/m³

Phantom section: RF Section

DASY 5 Configuration:

- Probe: EF3DV3 - SN4051; ConvF(1, 1, 1); Calibrated: 2021-05-28
- Sensor-Surface: (Fix Surface)
- Electronics: DAE4 Sn1663; Calibrated: 2021-03-01
- Phantom: HAC Test Arch with AMCC; Type: SD HAC P01 BA;
- DASY52 52.10.4(1527); SEMCAD X 14.6.14(7483)

Device E-Field measurement/E Scan - ER3D: 15 mm from Probe Center to the Device/Hearing Aid**Compatibility Test (101x101x1):** Interpolated grid: dx=0.5000 mm, dy=0.5000 mm

Device Reference Point: 0, 0, -6.3 mm

Reference Value = 54.94 V/m; Power Drift = -0.03 dB

Applied MIF = 3.63 dB

RF audio interference level = 36.12 dBV/m

Emission category: M4

MIF scaled E-field


Grid 1 M4 34.87 dBV/m	Grid 2 M4 35.9 dBV/m	Grid 3 M4 35.85 dBV/m
Grid 4 M4 34.72 dBV/m	Grid 5 M4 36.12 dBV/m	Grid 6 M4 36.06 dBV/m
Grid 7 M4 34.14 dBV/m	Grid 8 M4 35.78 dBV/m	Grid 9 M4 35.76 dBV/m

Cursor:

Total = 36.12 dBV/m

E Category: M4

Location: -6, -0.5, 7.7 mm



0 dB = 63.94 V/m = 36.12 dBV/m

Test Laboratory: SGS-SAR Lab

SC3218T HAC-RF-GSM1900 GSM Voice 512CH**DUT: SC3218T; Type: Smart Phone; Serial: 358476180003964**

Communication System: UID 10021 - DAC, GSM-FDD (TDMA, GMSK); Frequency: 1850.2 MHz; Duty Cycle: 1:8.6896

Medium: Air; Medium parameters used: $\sigma = 0$ S/m, $\epsilon_r = 1$; $\rho = 0$ kg/m³

Phantom section: RF Section

DASY 5 Configuration:

- Probe: EF3DV3 - SN4051; ConvF(1, 1, 1); Calibrated: 2021-05-28
- Sensor-Surface: (Fix Surface)
- Electronics: DAE4 Sn1663; Calibrated: 2021-03-01
- Phantom: HAC Test Arch with AMCC; Type: SD HAC P01 BA;
- DASY52 52.10.4(1527); SEMCAD X 14.6.14(7483)

Device E-Field measurement/E Scan - ER3D: 15 mm from Probe Center to the Device/Hearing Aid**Compatibility Test (101x101x1):** Interpolated grid: dx=0.5000 mm, dy=0.5000 mm

Device Reference Point: 0, 0, -6.3 mm

Reference Value = 12.38 V/m; Power Drift = 0.03 dB

Applied MIF = 3.63 dB

RF audio interference level = 27.87 dBV/m

Emission category: M4

MIF scaled E-field

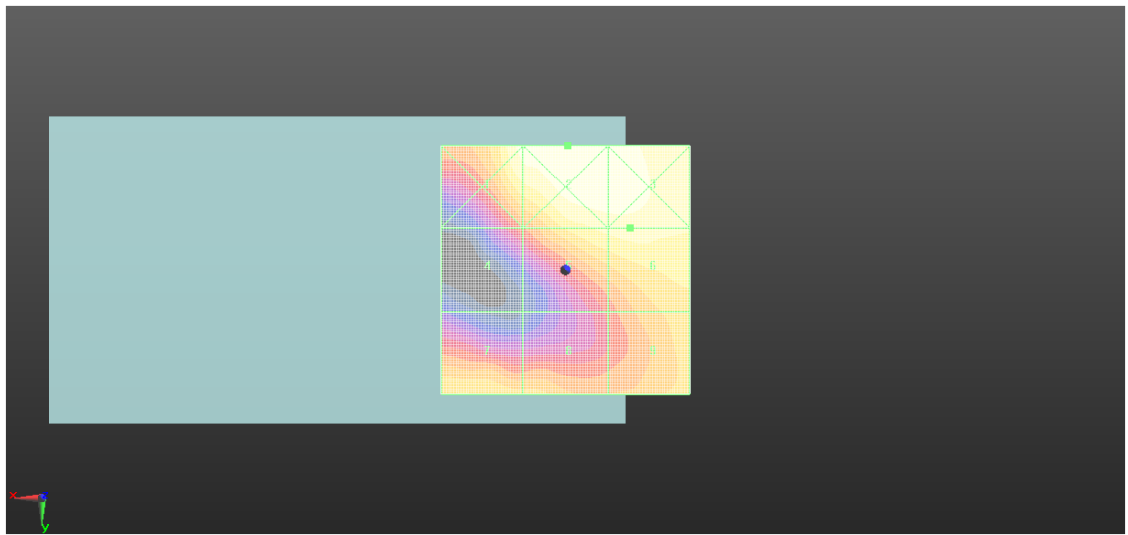
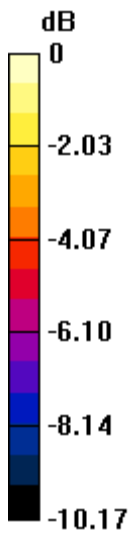
Grid 1 M4 28.44 dBV/m	Grid 2 M4 28.85 dBV/m	Grid 3 M4 28.69 dBV/m
Grid 4 M4 24.78 dBV/m	Grid 5 M4 27.73 dBV/m	Grid 6 M4 27.87 dBV/m
Grid 7 M4 26.86 dBV/m	Grid 8 M4 26.41 dBV/m	Grid 9 M4 26.66 dBV/m

Cursor:

Total = 28.85 dBV/m

E Category: M4

Location: -0.5, -25, 7.7 mm



0 dB = 27.69 V/m = 28.85 dBV/m

Test Laboratory: SGS-SAR Lab

SC3218T HAC-RF-GSM1900 GSM Voice 661CH**DUT: SC3218T; Type: Smart Phone; Serial: 358476180003964**

Communication System: UID 10021 - DAC, GSM-FDD (TDMA, GMSK); Frequency: 1880 MHz; Duty Cycle: 1:8.6896

Medium: Air; Medium parameters used: $\sigma = 0$ S/m, $\epsilon_r = 1$; $\rho = 0$ kg/m³

Phantom section: RF Section

DASY 5 Configuration:

- Probe: EF3DV3 - SN4051; ConvF(1, 1, 1); Calibrated: 2021-05-28
- Sensor-Surface: (Fix Surface)
- Electronics: DAE4 Sn1663; Calibrated: 2021-03-01
- Phantom: HAC Test Arch with AMCC; Type: SD HAC P01 BA;
- DASY52 52.10.4(1527); SEMCAD X 14.6.14(7483)

Device E-Field measurement/E Scan - ER3D: 15 mm from Probe Center to the Device/Hearing Aid**Compatibility Test (101x101x1):** Interpolated grid: dx=0.5000 mm, dy=0.5000 mm

Device Reference Point: 0, 0, -6.3 mm

Reference Value = 10.47 V/m; Power Drift = 0.08 dB

Applied MIF = 3.63 dB

RF audio interference level = 26.29 dBV/m

Emission category: M4

MIF scaled E-field

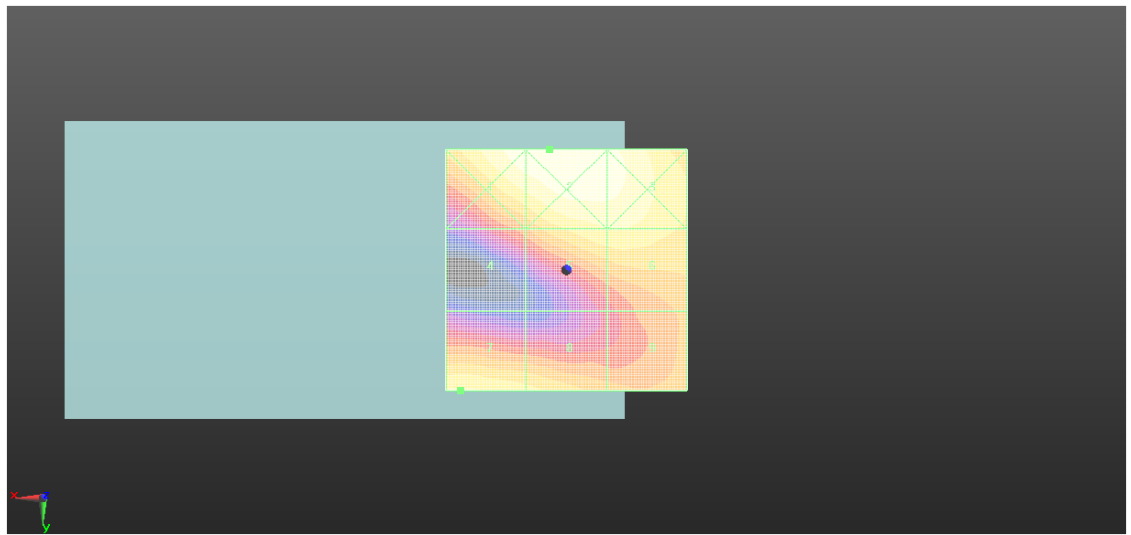
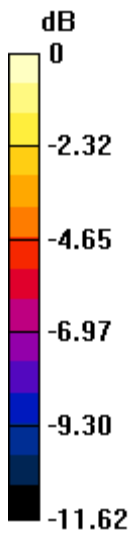
Grid 1 M4 27.49 dBV/m	Grid 2 M4 27.76 dBV/m	Grid 3 M4 27.35 dBV/m
Grid 4 M4 23.73 dBV/m	Grid 5 M4 26.21 dBV/m	Grid 6 M4 26.26 dBV/m
Grid 7 M4 26.29 dBV/m	Grid 8 M4 25.74 dBV/m	Grid 9 M4 24.37 dBV/m

Cursor:

Total = 27.76 dBV/m

E Category: M4

Location: 3.5, -25, 7.7 mm



0 dB = 24.44 V/m = 27.76 dBV/m

Test Laboratory: SGS-SAR Lab

SC3218T HAC-RF-GSM1900 GSM Voice 810CH**DUT: SC3218T; Type: Smart Phone; Serial: 358476180003964**

Communication System: UID 10021 - DAC, GSM-FDD (TDMA, GMSK); Frequency: 1909.8 MHz; Duty Cycle: 1:8.6896

Medium: Air; Medium parameters used: $\sigma = 0$ S/m, $\epsilon_r = 1$; $\rho = 0$ kg/m³

Phantom section: RF Section

DASY 5 Configuration:

- Probe: EF3DV3 - SN4051; ConvF(1, 1, 1); Calibrated: 2021-05-28
- Sensor-Surface: (Fix Surface)
- Electronics: DAE4 Sn1663; Calibrated: 2021-03-01
- Phantom: HAC Test Arch with AMCC; Type: SD HAC P01 BA;
- DASY52 52.10.4(1527); SEMCAD X 14.6.14(7483)

Device E-Field measurement/E Scan - ER3D: 15 mm from Probe Center to the Device/Hearing Aid**Compatibility Test (101x101x1):** Interpolated grid: dx=0.5000 mm, dy=0.5000 mm

Device Reference Point: 0, 0, -6.3 mm

Reference Value = 9.040 V/m; Power Drift = -0.16 dB

Applied MIF = 3.63 dB

RF audio interference level = 26.25 dBV/m

Emission category: M4

MIF scaled E-field

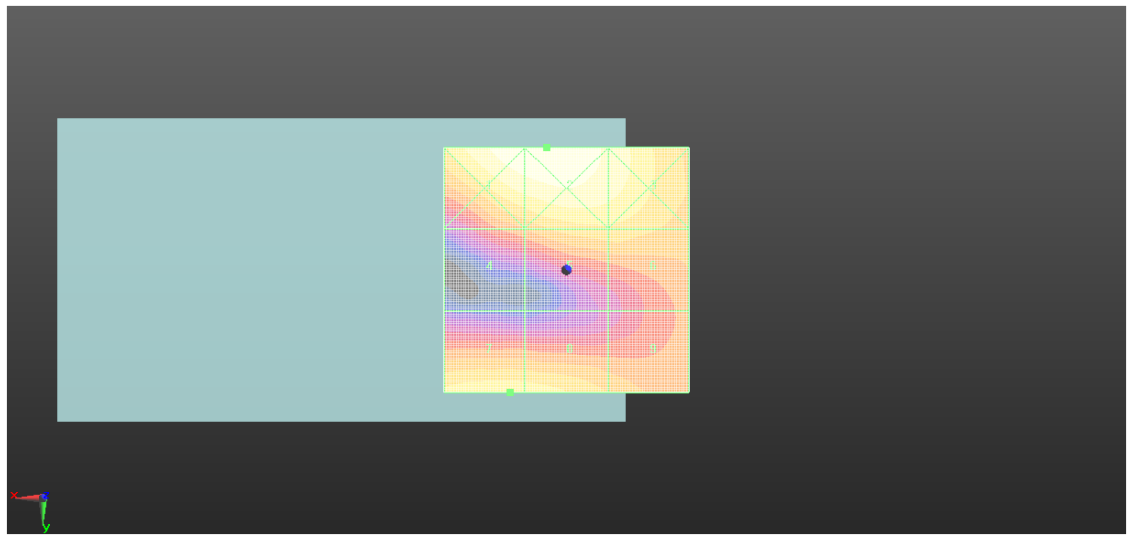
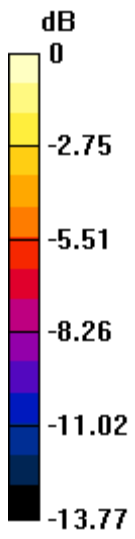
Grid 1 M4 28.14 dBV/m	Grid 2 M4 28.28 dBV/m	Grid 3 M4 27.17 dBV/m
Grid 4 M4 23.75 dBV/m	Grid 5 M4 25.34 dBV/m	Grid 6 M4 25.33 dBV/m
Grid 7 M4 26.25 dBV/m	Grid 8 M4 26.18 dBV/m	Grid 9 M4 24.63 dBV/m

Cursor:

Total = 28.28 dBV/m

E Category: M4

Location: 4, -25, 7.7 mm



0 dB = 25.95 V/m = 28.28 dBV/m

Test Laboratory: SGS-SAR Lab

SC3218T HAC-RF-LTE Band 41 PC3 20M QPSK 1RB50 39750CH**DUT: SC3218T; Type: Smart Phone; Serial: 358476180004582**

Communication System: UID 10172 - CAG, LTE-TDD (SC-FDMA, 1 RB, 20 MHz, QPSK); Frequency: 2506 MHz; Duty Cycle: 1:8.33681

Medium: Air; Medium parameters used: $\sigma = 0$ S/m, $\epsilon_r = 1$; $\rho = 0$ kg/m³

Phantom section: RF Section

DASY 5 Configuration:

- Probe: EF3DV3 - SN4051; ConvF(1, 1, 1) ; Calibrated: 2021-05-28
- Sensor-Surface: (Fix Surface)
- Electronics: DAE4 Sn1428; Calibrated: 2021-04-09
- Phantom: HAC Test Arch with AMCC; Type: SD HAC P01 BA;
- DASY52 52.10.4(1527); SEMCAD X 14.6.14(7483)

Device E-Field measurement/E Scan - ER3D: 15 mm from Probe Center to the Device/Hearing Aid**Compatibility Test (101x101x1):** Interpolated grid: dx=0.5000 mm, dy=0.5000 mm

Device Reference Point: 0, 0, -6.3 mm

Reference Value = 5.980 V/m; Power Drift = 0.18 dB

Applied MIF = -1.62 dB

RF audio interference level = 17.14 dBV/m

Emission category: M4

MIF scaled E-field

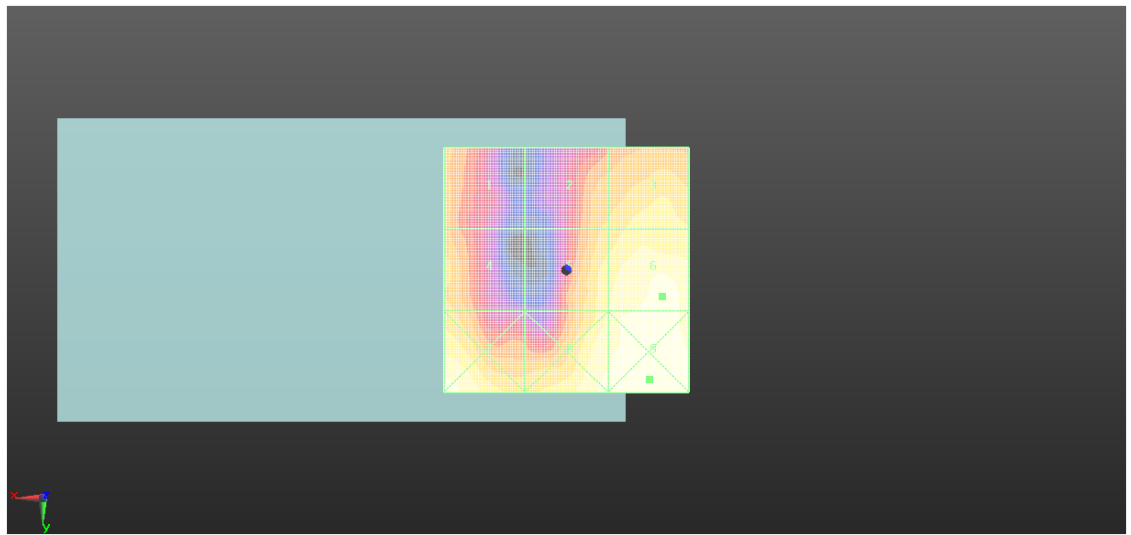
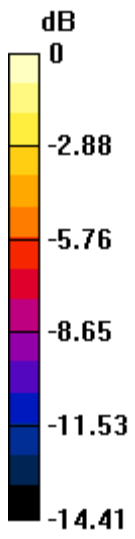
Grid 1 M4 13.79 dBV/m	Grid 2 M4 14 dBV/m	Grid 3 M4 15.21 dBV/m
Grid 4 M4 14.41 dBV/m	Grid 5 M4 15.77 dBV/m	Grid 6 M4 17.14 dBV/m
Grid 7 M4 17.26 dBV/m	Grid 8 M4 16.93 dBV/m	Grid 9 M4 17.58 dBV/m

Cursor:

Total = 17.58 dBV/m

E Category: M4

Location: -17, 22.5, 7.7 mm



0 dB = 7.566 V/m = 17.58 dBV/m

Test Laboratory: SGS-SAR Lab

SC3218T HAC-RF-LTE Band 41 PC3 20M QPSK 1RB50 40185CH**DUT: SC3218T; Type: Smart Phone; Serial: 358476180004582**

Communication System: UID 10172 - CAG, LTE-TDD (SC-FDMA, 1 RB, 20 MHz, QPSK); Frequency: 2549.5 MHz; Duty Cycle: 1:8.33681

Medium: Air; Medium parameters used: $\sigma = 0$ S/m, $\epsilon_r = 1$; $\rho = 0$ kg/m³

Phantom section: RF Section

DASY 5 Configuration:

- Probe: EF3DV3 - SN4051; ConvF(1, 1, 1); Calibrated: 2021-05-28
- Sensor-Surface: (Fix Surface)
- Electronics: DAE4 Sn1428; Calibrated: 2021-04-09
- Phantom: HAC Test Arch with AMCC; Type: SD HAC P01 BA;
- DASY52 52.10.4(1527); SEMCAD X 14.6.14(7483)

Device E-Field measurement/E Scan - ER3D: 15 mm from Probe Center to the Device/Hearing Aid**Compatibility Test (101x101x1):** Interpolated grid: dx=0.5000 mm, dy=0.5000 mm

Device Reference Point: 0, 0, -6.3 mm

Reference Value = 7.078 V/m; Power Drift = 0.06 dB

Applied MIF = -1.62 dB

RF audio interference level = 15.98 dBV/m

Emission category: M4

MIF scaled E-field

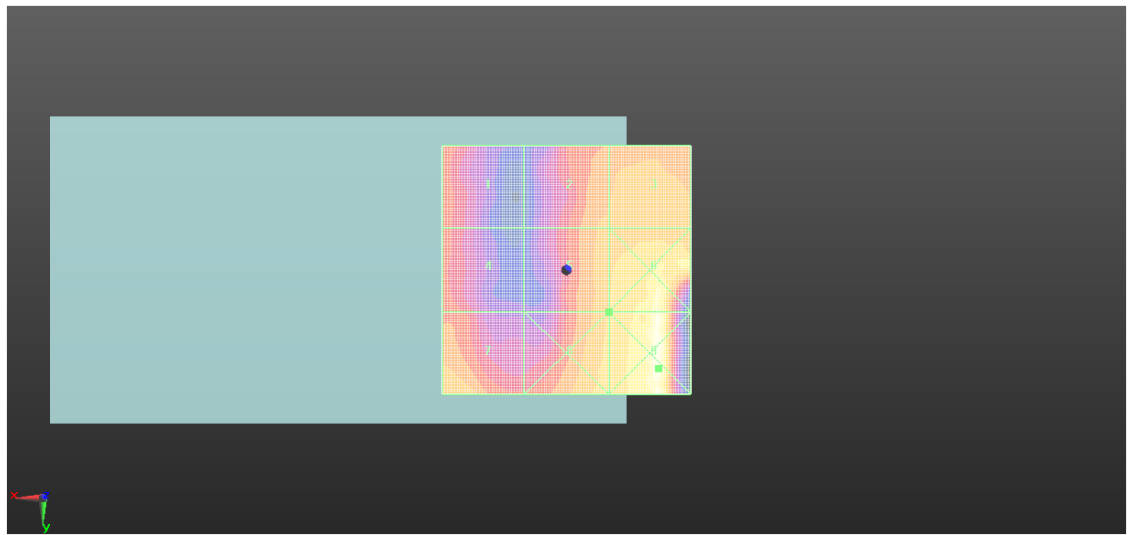
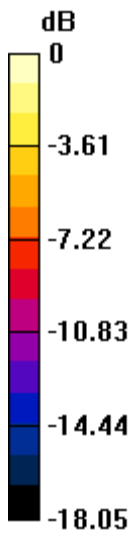
Grid 1 M4 13.71 dBV/m	Grid 2 M4 14.94 dBV/m	Grid 3 M4 15.76 dBV/m
Grid 4 M4 13.27 dBV/m	Grid 5 M4 15.98 dBV/m	Grid 6 M4 19.25 dBV/m
Grid 7 M4 15.88 dBV/m	Grid 8 M4 16.52 dBV/m	Grid 9 M4 20.72 dBV/m

Cursor:

Total = 20.72 dBV/m

E Category: M4

Location: -18.5, 20, 7.7 mm



0 dB = 10.87 V/m = 20.72 dBV/m

Test Laboratory: SGS-SAR Lab

SC3218T HAC-RF-LTE Band 41 PC3 20M QPSK 1RB50 40620CH**DUT: SC3218T; Type: Smart Phone; Serial: 358476180004582**

Communication System: UID 10172 - CAG, LTE-TDD (SC-FDMA, 1 RB, 20 MHz, QPSK); Frequency: 2593 MHz; Duty Cycle: 1:8.33681

Medium: Air; Medium parameters used: $\sigma = 0$ S/m, $\epsilon_r = 1$; $\rho = 0$ kg/m³

Phantom section: RF Section

DASY 5 Configuration:

- Probe: EF3DV3 - SN4051; ConvF(1, 1, 1); Calibrated: 2021-05-28
- Sensor-Surface: (Fix Surface)
- Electronics: DAE4 Sn1428; Calibrated: 2021-04-09
- Phantom: HAC Test Arch with AMCC; Type: SD HAC P01 BA;
- DASY52 52.10.4(1527); SEMCAD X 14.6.14(7483)

Device E-Field measurement/E Scan - ER3D: 15 mm from Probe Center to the Device/Hearing Aid**Compatibility Test (101x101x1):** Interpolated grid: dx=0.5000 mm, dy=0.5000 mm

Device Reference Point: 0, 0, -6.3 mm

Reference Value = 7.751 V/m; Power Drift = -0.13 dB

Applied MIF = -1.62 dB

RF audio interference level = 18.00 dBV/m

Emission category: M4

MIF scaled E-field

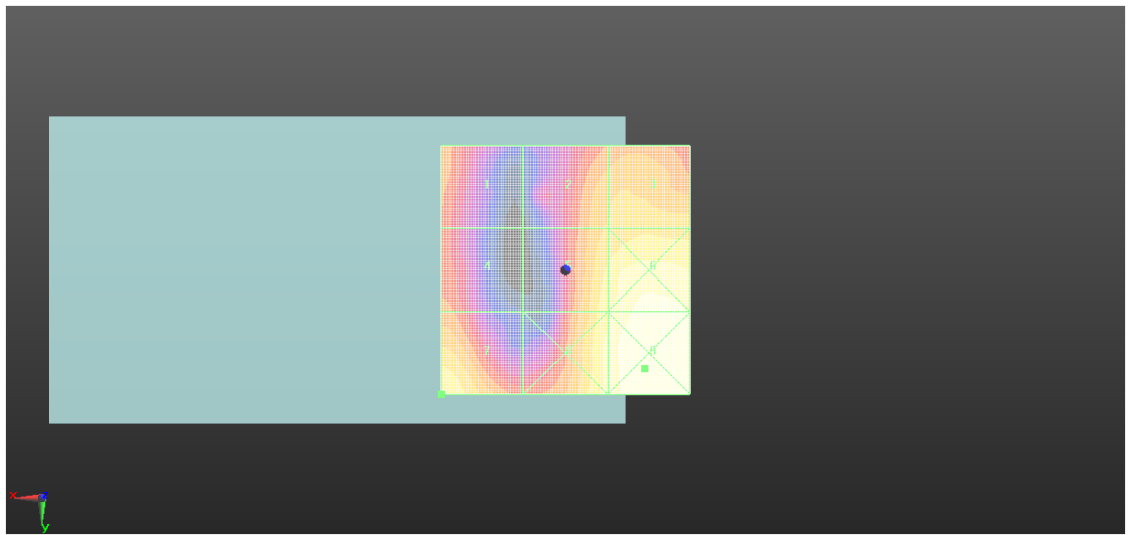
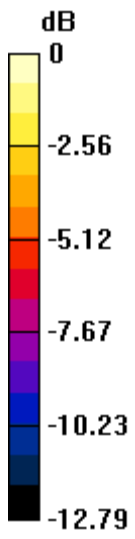
Grid 1 M4 15.1 dBV/m	Grid 2 M4 16.18 dBV/m	Grid 3 M4 16.86 dBV/m
Grid 4 M4 14.76 dBV/m	Grid 5 M4 17.52 dBV/m	Grid 6 M4 18.99 dBV/m
Grid 7 M4 18 dBV/m	Grid 8 M4 18.05 dBV/m	Grid 9 M4 19.47 dBV/m

Cursor:

Total = 19.47 dBV/m

E Category: M4

Location: -16, 20, 7.7 mm



0 dB = 9.407 V/m = 19.47 dBV/m

Test Laboratory: SGS-SAR Lab

SC3218T HAC-RF-LTE Band 41 PC3 20M QPSK 1RB50 41055CH**DUT: SC3218T; Type: Smart Phone; Serial: 358476180004582**

Communication System: UID 10172 - CAG, LTE-TDD (SC-FDMA, 1 RB, 20 MHz, QPSK); Frequency: 2636.5 MHz; Duty Cycle: 1:8.33681

Medium: Air; Medium parameters used: $\sigma = 0$ S/m, $\epsilon_r = 1$; $\rho = 0$ kg/m³

Phantom section: RF Section

DASY 5 Configuration:

- Probe: EF3DV3 - SN4051; ConvF(1, 1, 1); Calibrated: 2021-05-28
- Sensor-Surface: (Fix Surface)
- Electronics: DAE4 Sn1428; Calibrated: 2021-04-09
- Phantom: HAC Test Arch with AMCC; Type: SD HAC P01 BA;
- DASY52 52.10.4(1527); SEMCAD X 14.6.14(7483)

Device E-Field measurement/E Scan - ER3D: 15 mm from Probe Center to the Device/Hearing Aid**Compatibility Test (101x101x1):** Interpolated grid: dx=0.5000 mm, dy=0.5000 mm

Device Reference Point: 0, 0, -6.3 mm

Reference Value = 7.904 V/m; Power Drift = -0.07 dB

Applied MIF = -1.62 dB

RF audio interference level = 16.91 dBV/m

Emission category: M4

MIF scaled E-field


Grid 1 M4 15.32 dBV/m	Grid 2 M4 16.3 dBV/m	Grid 3 M4 16.58 dBV/m
Grid 4 M4 14.36 dBV/m	Grid 5 M4 16.43 dBV/m	Grid 6 M4 17.4 dBV/m
Grid 7 M4 16.91 dBV/m	Grid 8 M4 16.73 dBV/m	Grid 9 M4 17.68 dBV/m

Cursor:

Total = 17.68 dBV/m

E Category: M4

Location: -16.5, 20.5, 7.7 mm



0 dB = 7.658 V/m = 17.68 dBV/m

Test Laboratory: SGS-SAR Lab

SC3218T HAC-RF-LTE Band 41 PC3 20M QPSK 1RB50 41490CH**DUT: SC3218T; Type: Smart Phone; Serial: 358476180004582**

Communication System: UID 10172 - CAG, LTE-TDD (SC-FDMA, 1 RB, 20 MHz, QPSK); Frequency: 2680 MHz; Duty Cycle: 1:8.33681

Medium: Air; Medium parameters used: $\sigma = 0$ S/m, $\epsilon_r = 1$; $\rho = 0$ kg/m³

Phantom section: RF Section

DASY 5 Configuration:

- Probe: EF3DV3 - SN4051; ConvF(1, 1, 1); Calibrated: 2021-05-28
- Sensor-Surface: (Fix Surface)
- Electronics: DAE4 Sn1428; Calibrated: 2021-04-09
- Phantom: HAC Test Arch with AMCC; Type: SD HAC P01 BA;
- DASY52 52.10.4(1527); SEMCAD X 14.6.14(7483)

Device E-Field measurement/E Scan - ER3D: 15 mm from Probe Center to the Device/Hearing Aid**Compatibility Test (101x101x1):** Interpolated grid: dx=0.5000 mm, dy=0.5000 mm

Device Reference Point: 0, 0, -6.3 mm

Reference Value = 6.869 V/m; Power Drift = -0.01 dB

Applied MIF = -1.62 dB

RF audio interference level = 16.38 dBV/m

Emission category: M4

MIF scaled E-field

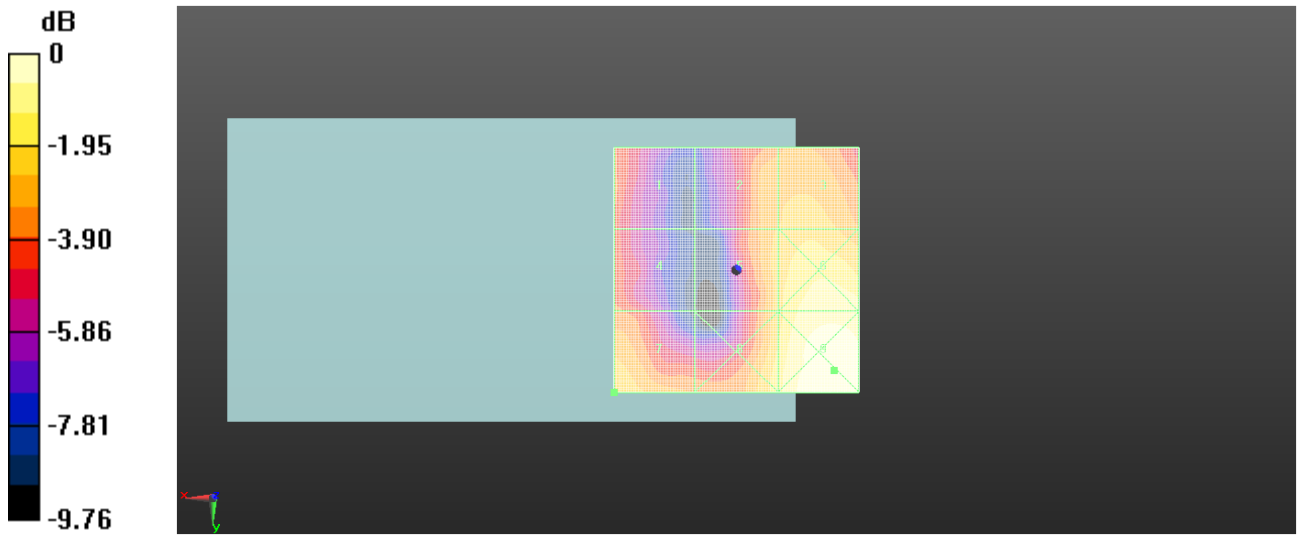
Grid 1 M4 14.62 dBV/m	Grid 2 M4 15.65 dBV/m	Grid 3 M4 16.06 dBV/m
Grid 4 M4 14.55 dBV/m	Grid 5 M4 15.99 dBV/m	Grid 6 M4 17.37 dBV/m
Grid 7 M4 16.38 dBV/m	Grid 8 M4 16.74 dBV/m	Grid 9 M4 18.22 dBV/m

Cursor:

Total = 18.22 dBV/m

E Category: M4

Location: -20, 20.5, 7.7 mm



0 dB = 8.148 V/m = 18.22 dBV/m

Test Laboratory: SGS-SAR Lab

SC3218T HAC-RF-LTE Band 41 PC2 20M QPSK 1RB50 39750CH**DUT: SC3218T; Type: Smart Phone; Serial: 358476180004582**

Communication System: UID 10172 - CAG, LTE-TDD (SC-FDMA, 1 RB, 20 MHz, QPSK); Frequency: 2506 MHz; Duty Cycle: 1:8.33681

Medium: Air; Medium parameters used: $\sigma = 0$ S/m, $\epsilon_r = 1$; $\rho = 0$ kg/m³

Phantom section: RF Section

DASY 5 Configuration:

- Probe: EF3DV3 - SN4051; ConvF(1, 1, 1); Calibrated: 2021-05-28
- Sensor-Surface: (Fix Surface)
- Electronics: DAE4 Sn1428; Calibrated: 2021-04-09
- Phantom: HAC Test Arch with AMCC; Type: SD HAC P01 BA;
- DASY52 52.10.4(1527); SEMCAD X 14.6.14(7483)

Device E-Field measurement/E Scan - ER3D: 15 mm from Probe Center to the Device/Hearing Aid**Compatibility Test (101x101x1):** Interpolated grid: dx=0.5000 mm, dy=0.5000 mm

Device Reference Point: 0, 0, -6.3 mm

Reference Value = 5.160 V/m; Power Drift = -0.03 dB

Applied MIF = -1.62 dB

RF audio interference level = 15.25 dBV/m

Emission category: M4

MIF scaled E-field

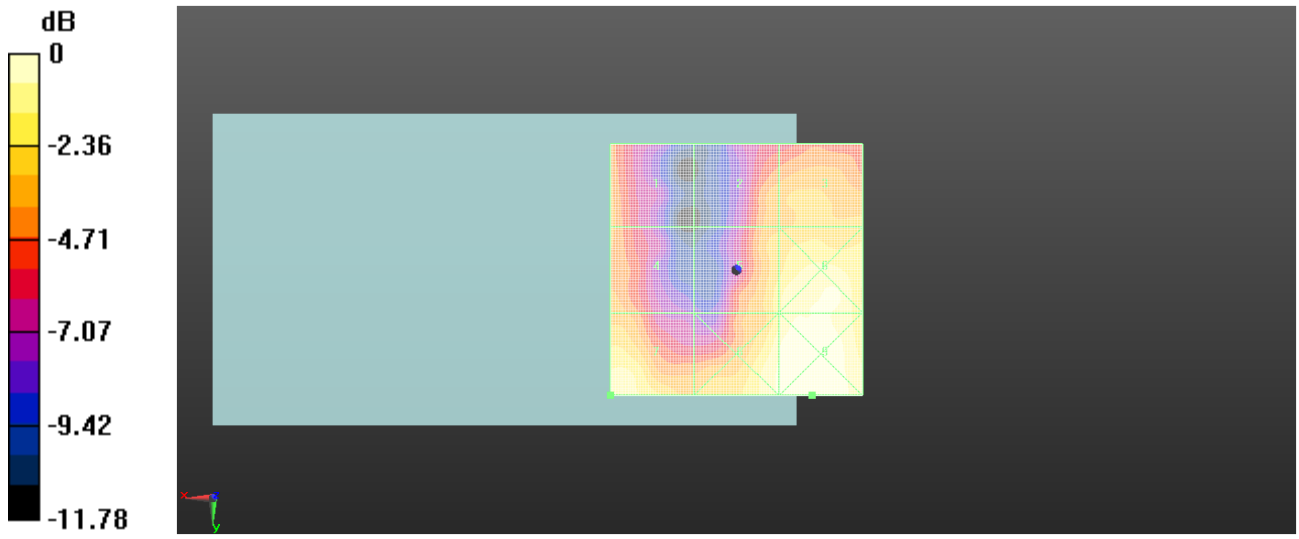
Grid 1 M4 12.56 dBV/m	Grid 2 M4 12.57 dBV/m	Grid 3 M4 13.3 dBV/m
Grid 4 M4 12.47 dBV/m	Grid 5 M4 14.14 dBV/m	Grid 6 M4 15.38 dBV/m
Grid 7 M4 15.25 dBV/m	Grid 8 M4 15.31 dBV/m	Grid 9 M4 15.9 dBV/m

Cursor:

Total = 15.90 dBV/m

E Category: M4

Location: -15, 25, 7.7 mm



0 dB = 6.235 V/m = 15.90 dBV/m

Test Laboratory: SGS-SAR Lab

SC3218T HAC-RF-LTE Band 41 PC2 20M QPSK 1RB50 40185CH**DUT: SC3218T; Type: Smart Phone; Serial: 358476180004582**

Communication System: UID 10172 - CAG, LTE-TDD (SC-FDMA, 1 RB, 20 MHz, QPSK); Frequency: 2549.5 MHz; Duty Cycle: 1:8.33681

Medium: Air; Medium parameters used: $\sigma = 0$ S/m, $\epsilon_r = 1$; $\rho = 0$ kg/m³

Phantom section: RF Section

DASY 5 Configuration:

- Probe: EF3DV3 - SN4051; ConvF(1, 1, 1); Calibrated: 2021-05-28
- Sensor-Surface: (Fix Surface)
- Electronics: DAE4 Sn1428; Calibrated: 2021-04-09
- Phantom: HAC Test Arch with AMCC; Type: SD HAC P01 BA;
- DASY52 52.10.4(1527); SEMCAD X 14.6.14(7483)

Device E-Field measurement/E Scan - ER3D: 15 mm from Probe Center to the Device/Hearing Aid**Compatibility Test (101x101x1):** Interpolated grid: dx=0.5000 mm, dy=0.5000 mm

Device Reference Point: 0, 0, -6.3 mm

Reference Value = 6.083 V/m; Power Drift = 0.14 dB

Applied MIF = -1.62 dB

RF audio interference level = 15.00 dBV/m

Emission category: M4

MIF scaled E-field

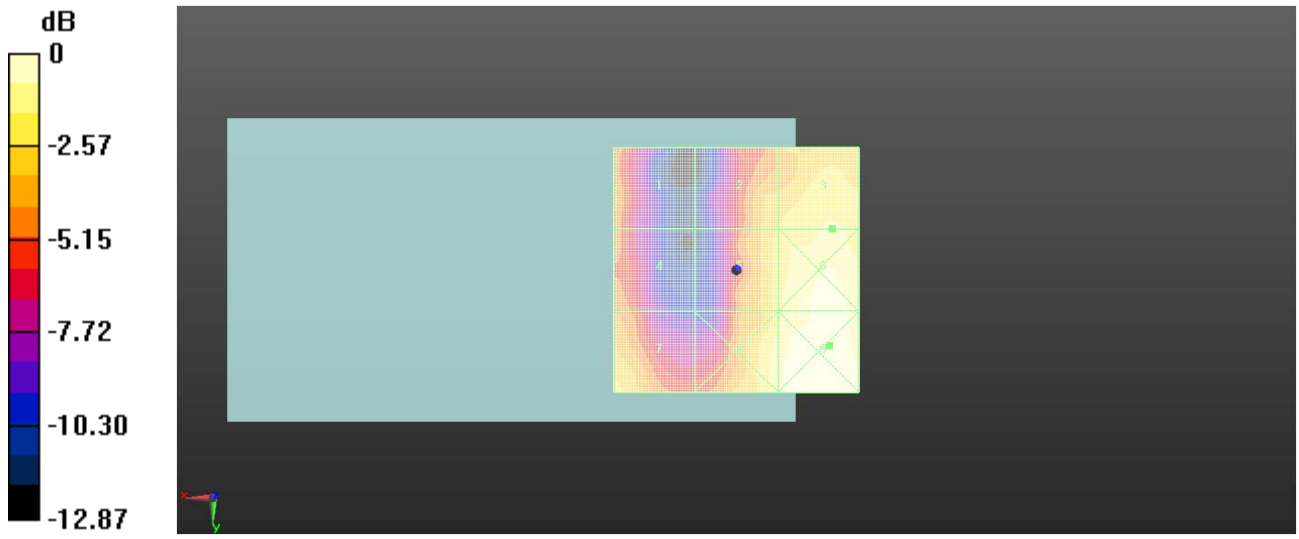
Grid 1 M4 12.69 dBV/m	Grid 2 M4 14.07 dBV/m	Grid 3 M4 15 dBV/m
Grid 4 M4 12.31 dBV/m	Grid 5 M4 14.56 dBV/m	Grid 6 M4 16.15 dBV/m
Grid 7 M4 14.38 dBV/m	Grid 8 M4 15.48 dBV/m	Grid 9 M4 16.59 dBV/m

Cursor:

Total = 16.59 dBV/m

E Category: M4

Location: -19, 15.5, 7.7 mm



0 dB = 6.755 V/m = 16.59 dBV/m

Test Laboratory: SGS-SAR Lab

SC3218T HAC-RF-LTE Band 41 PC2 20M QPSK 1RB50 40620CH**DUT: SC3218T; Type: Smart Phone; Serial: 358476180004582**

Communication System: UID 10172 - CAG, LTE-TDD (SC-FDMA, 1 RB, 20 MHz, QPSK); Frequency: 2593 MHz; Duty Cycle: 1:8.33681

Medium: Air; Medium parameters used: $\sigma = 0$ S/m, $\epsilon_r = 1$; $\rho = 0$ kg/m³

Phantom section: RF Section

DASY 5 Configuration:

- Probe: EF3DV3 - SN4051; ConvF(1, 1, 1); Calibrated: 2021-05-28
- Sensor-Surface: (Fix Surface)
- Electronics: DAE4 Sn1428; Calibrated: 2021-04-09
- Phantom: HAC Test Arch with AMCC; Type: SD HAC P01 BA;
- DASY52 52.10.4(1527); SEMCAD X 14.6.14(7483)

Device E-Field measurement/E Scan - ER3D: 15 mm from Probe Center to the Device/Hearing Aid**Compatibility Test (101x101x1):** Interpolated grid: dx=0.5000 mm, dy=0.5000 mm

Device Reference Point: 0, 0, -6.3 mm

Reference Value = 6.646 V/m; Power Drift = -0.16 dB

Applied MIF = -1.62 dB

RF audio interference level = 15.71 dBV/m

Emission category: M4

MIF scaled E-field

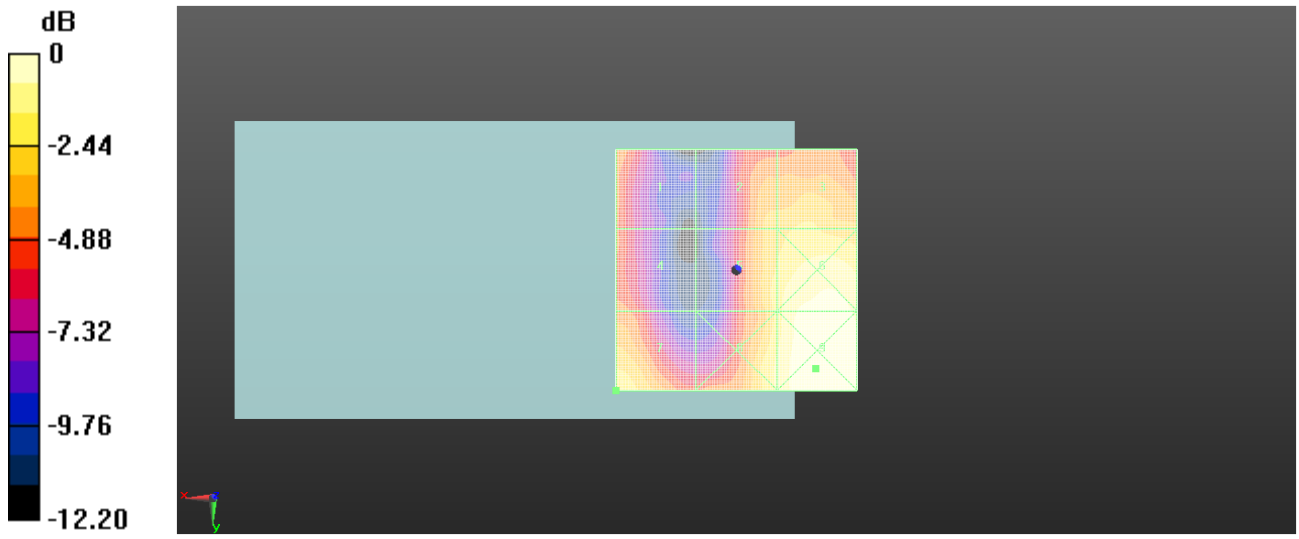
Grid 1 M4 13.52 dBV/m	Grid 2 M4 14.71 dBV/m	Grid 3 M4 15.2 dBV/m
Grid 4 M4 13 dBV/m	Grid 5 M4 15.47 dBV/m	Grid 6 M4 17.13 dBV/m
Grid 7 M4 15.7 dBV/m	Grid 8 M4 16.08 dBV/m	Grid 9 M4 17.46 dBV/m

Cursor:

Total = 17.46 dBV/m

E Category: M4

Location: -16.5, 20.5, 7.7 mm



0 dB = 7.468 V/m = 17.46 dBV/m

Test Laboratory: SGS-SAR Lab

SC3218T HAC-RF-LTE Band 41 PC2 20M QPSK 1RB50 41055CH**DUT: SC3218T; Type: Smart Phone; Serial: 358476180004582**

Communication System: UID 10172 - CAG, LTE-TDD (SC-FDMA, 1 RB, 20 MHz, QPSK); Frequency: 2636.5 MHz; Duty Cycle: 1:8.33681

Medium: Air; Medium parameters used: $\sigma = 0$ S/m, $\epsilon_r = 1$; $\rho = 0$ kg/m³

Phantom section: RF Section

DASY 5 Configuration:

- Probe: EF3DV3 - SN4051; ConvF(1, 1, 1); Calibrated: 2021-05-28
- Sensor-Surface: (Fix Surface)
- Electronics: DAE4 Sn1428; Calibrated: 2021-04-09
- Phantom: HAC Test Arch with AMCC; Type: SD HAC P01 BA;
- DASY52 52.10.4(1527); SEMCAD X 14.6.14(7483)

Device E-Field measurement/E Scan - ER3D: 15 mm from Probe Center to the Device/Hearing Aid**Compatibility Test (101x101x1):** Interpolated grid: dx=0.5000 mm, dy=0.5000 mm

Device Reference Point: 0, 0, -6.3 mm

Reference Value = 6.486 V/m; Power Drift = -0.13dB

Applied MIF = -1.62 dB

RF audio interference level = 15.26 dBV/m

Emission category: M4

MIF scaled E-field


Grid 1 M4 14.11 dBV/m	Grid 2 M4 14.66 dBV/m	Grid 3 M4 14.95 dBV/m
Grid 4 M4 13.31 dBV/m	Grid 5 M4 14.66 dBV/m	Grid 6 M4 15.76 dBV/m
Grid 7 M4 15.26 dBV/m	Grid 8 M4 14.9 dBV/m	Grid 9 M4 16.11 dBV/m

Cursor:

Total = 16.11 dBV/m

E Category: M4

Location: -16, 25, 7.7 mm



0 dB = 6.387 V/m = 16.11 dBV/m

Test Laboratory: SGS-SAR Lab

SC3218T HAC-RF-LTE Band 41 PC2 20M QPSK 1RB50 41490CH**DUT: SC3218T; Type: Smart Phone; Serial: 358476180004582**

Communication System: UID 10172 - CAG, LTE-TDD (SC-FDMA, 1 RB, 20 MHz, QPSK); Frequency: 2680 MHz; Duty Cycle: 1:8.33681

Medium: Air; Medium parameters used: $\sigma = 0$ S/m, $\epsilon_r = 1$; $\rho = 0$ kg/m³

Phantom section: RF Section

DASY 5 Configuration:

- Probe: EF3DV3 - SN4051; ConvF(1, 1, 1); Calibrated: 2021-05-28
- Sensor-Surface: (Fix Surface)
- Electronics: DAE4 Sn1428; Calibrated: 2021-04-09
- Phantom: HAC Test Arch with AMCC; Type: SD HAC P01 BA;
- DASY52 52.10.4(1527); SEMCAD X 14.6.14(7483)

Device E-Field measurement/E Scan - ER3D: 15 mm from Probe Center to the Device/Hearing Aid Compatibility Test (101x101x1): Interpolated grid: dx=0.5000 mm, dy=0.5000 mm

Device Reference Point: 0, 0, -6.3 mm

Reference Value = 5.943 V/m; Power Drift = -0.12 dB

Applied MIF = -1.62 dB

RF audio interference level = 14.65 dBV/m

Emission category: M4

MIF scaled E-field

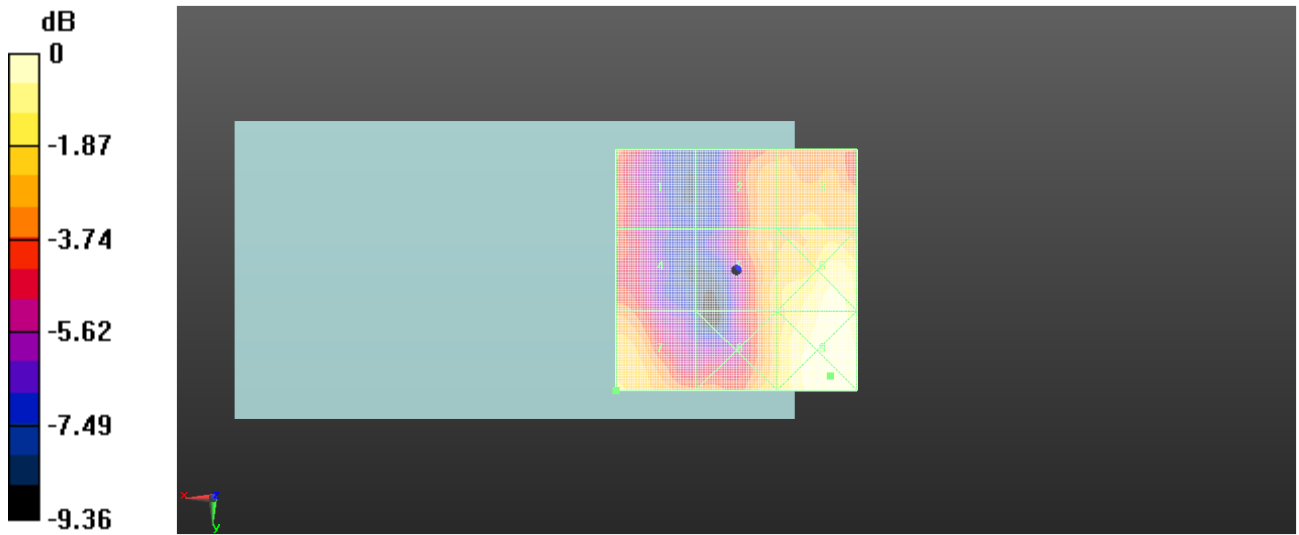
Grid 1 M4 13.12 dBV/m	Grid 2 M4 13.79 dBV/m	Grid 3 M4 14.18 dBV/m
Grid 4 M4 13.11 dBV/m	Grid 5 M4 14.33 dBV/m	Grid 6 M4 16.14 dBV/m
Grid 7 M4 14.65 dBV/m	Grid 8 M4 14.71 dBV/m	Grid 9 M4 16.41 dBV/m

Cursor:

Total = 16.41 dBV/m

E Category: M4

Location: -19.5, 22, 7.7 mm



0 dB = 6.612 V/m = 16.41 dBV/m