

Appendix A

Detailed System Check Results

- | |
|--------------------------------------|
| 1. System Check Results |
| 2. System Performance Check 835 MHz |
| 3. System Performance Check 1880 MHz |
| 4. System Performance Check 2600 MHz |

Test Laboratory: SGS-SAR Lab

HAC-E-Dipole CD835V3**DUT: CD835V3; Type: Dipole; Serial: 1052**

Communication System: UID 0, CW; Frequency: 835 MHz;Duty Cycle: 1:1

Medium: Air;Medium parameters used: $\sigma = 0$ S/m, $\epsilon_r = 1$; $\rho = 0$ kg/m³

Phantom section: RF Section

DASY 5 Configuration:

- Probe: EF3DV3 - SN4051; ConvF(1, 1, 1); Calibrated: 2021-05-28
- Sensor-Surface: (Fix Surface)
- Electronics: DAE4 Sn1663; Calibrated: 2021-03-01
- Phantom: HAC Test Arch with AMCC; Type: SD HAC P01 BA;
- DASY52 52.10.4(1527); SEMCAD X 14.6.14(7483)

Dipole E-Field measurement/E Scan - measurement distance from the probe sensor center to CD835 =15mm/Hearing Aid Compatibility Test at 15mm distance (41x361x1): Interpolated grid: dx=0.5000 mm, dy=0.5000 mm

Device Reference Point: 0, 0, -6.3 mm

Reference Value = 129.1 V/m; Power Drift = -0.02 dB

PMR not calibrated. PMF = 1.000 is applied.

E-field emissions = 113.2 V/m

Near-field category: M4 (AWF 0 dB)

PMF scaled E-field

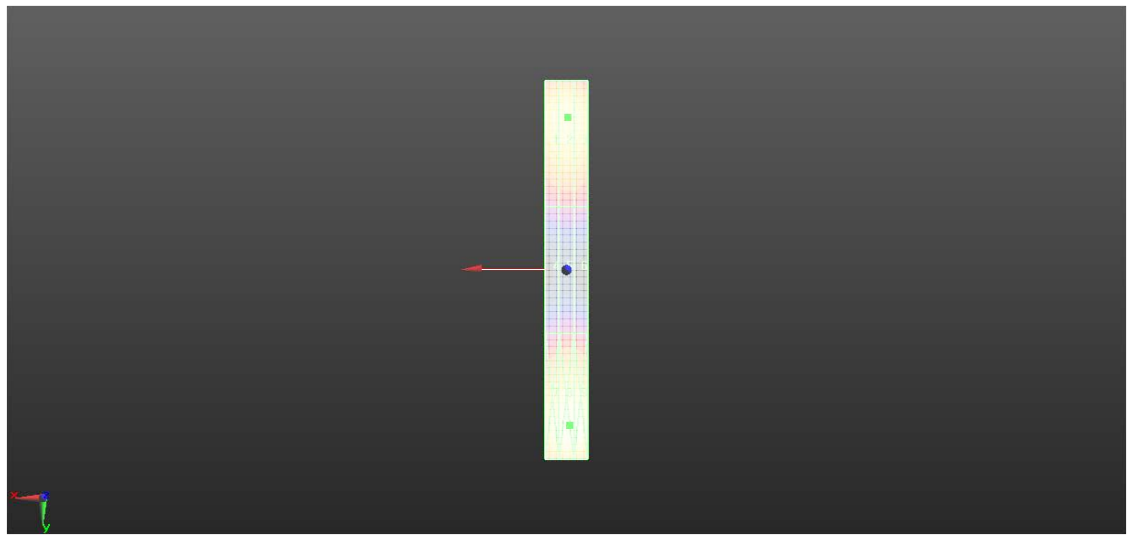
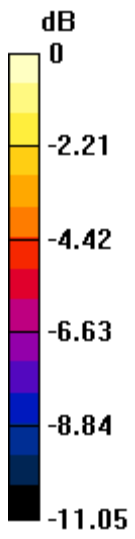
Grid 1 M4 110.4 V/m	Grid 2 M4 113.2 V/m	Grid 3 M4 111.5 V/m
Grid 4 M4 61.73 V/m	Grid 5 M4 63.70 V/m	Grid 6 M4 63.17 V/m
Grid 7 M4 117.7 V/m	Grid 8 M4 124.4 V/m	Grid 9 M4 123.7 V/m

Cursor:

Total = 124.4 V/m

E Category: M4

Location: -1.5, 74, 8.7 mm



0 dB = 124.4 V/m = 41.90 dBV/m

Test Laboratory: SGS-SAR Lab

HAC-E-Dipole CD1880V3**DUT: CD1880V3; Type: Dipole; Serial: 1044**

Communication System: UID 0, CW; Frequency: 1880 MHz;Duty Cycle: 1:1

Medium: Air;Medium parameters used: $\sigma = 0$ S/m, $\epsilon_r = 1$; $\rho = 0$ kg/m³

Phantom section: RF Section

DASY 5 Configuration:

- Probe: EF3DV3 - SN4051; ConvF(1, 1, 1); Calibrated: 2021-05-28
- Sensor-Surface: (Fix Surface)
- Electronics: DAE4 Sn1663; Calibrated: 2021-03-01
- Phantom: HAC Test Arch with AMCC; Type: SD HAC P01 BA;
- DASY52 52.10.4(1527); SEMCAD X 14.6.14(7483)

Dipole E-Field measurement/E Scan - measurement distance from the probe sensor center to CD1880 =15mm/Hearing Aid Compatibility Test at 15mm distance (41x181x1): Interpolated grid:

dx=0.5000 mm, dy=0.5000 mm

Device Reference Point: 0, 0, -6.3 mm

Reference Value = 164.1 V/m; Power Drift = -0.06 dB

PMR not calibrated. PMF = 1.000 is applied.

E-field emissions = 87.84 V/m

Near-field category: M3 (AWF 0 dB)

PMF scaled E-field

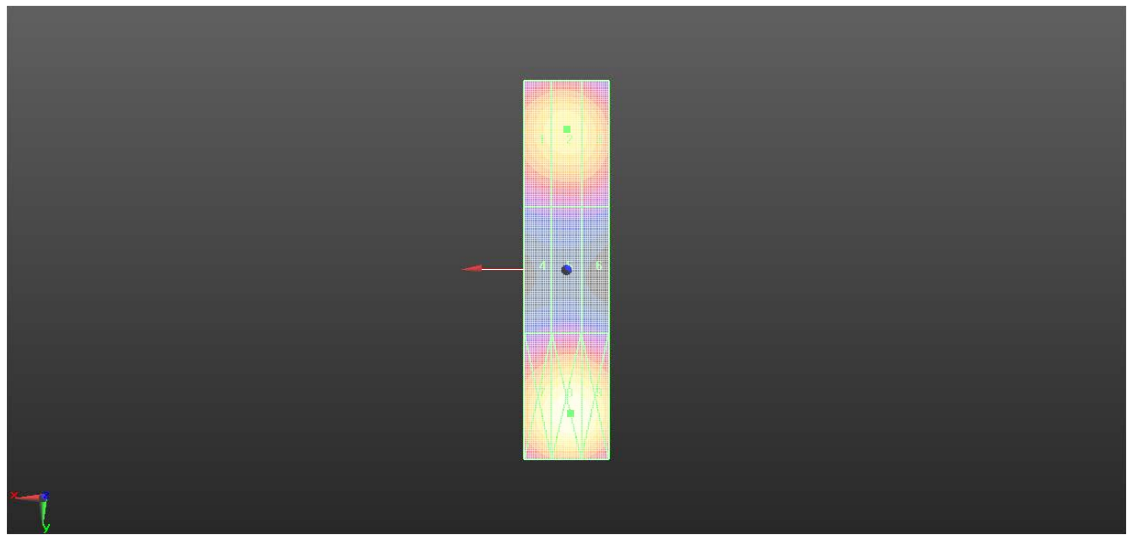
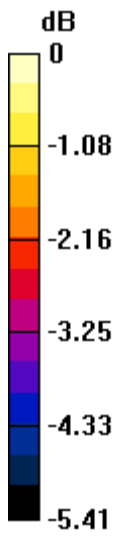
Grid 1 M3 86.29 V/m	Grid 2 M3 87.84 V/m	Grid 3 M3 86.21 V/m
Grid 4 M3 63.89 V/m	Grid 5 M3 64.72 V/m	Grid 6 M3 64.45 V/m
Grid 7 M3 91.87 V/m	Grid 8 M3 95.59 V/m	Grid 9 M3 94.69 V/m

Cursor:

Total = 95.59 V/m

E Category: M3

Location: -1, 34, 8.7 mm



0 dB = 95.59 V/m = 39.61 dBV/m

Test Laboratory: SGS-SAR Lab

HAC-E-Dipole CD2600V3**DUT: CD2600V3; Type: Dipole; Serial: 1021**

Communication System: UID 0, CW (0); Frequency: 2600 MHz;Duty Cycle: 1:1

Medium: Air;Medium parameters used: $\sigma = 0$ S/m, $\epsilon_r = 1$; $\rho = 0$ kg/m³

Phantom section: RF Section

DASY 5 Configuration:

- Probe: EF3DV3 - SN4051; ConvF(1, 1, 1); Calibrated: 2021-05-28
- Sensor-Surface: (Fix Surface)
- Electronics: DAE4 Sn1428; Calibrated: 2021-04-09
- Phantom: HAC Test Arch with AMCC; Type: SD HAC P01 BA;
- DASY52 52.10.4(1527); SEMCAD X 14.6.14(7483)

Dipole E-Field measurement/E Scan - measurement distance from the probe sensor center to CD2600 =15mm/Hearing Aid Compatibility Test at 15mm distance (41x181x1): Interpolated grid:

dx=0.5000 mm, dy=0.5000 mm

Device Reference Point: 0, 0, -6.3 mm

Reference Value = 67.01 V/m; Power Drift = -0.19 dB

PMR not calibrated. PMF = 1.000 is applied.

E-field emissions = 82.97 V/m

Near-field category: M3 (AWF 0 dB)

PMF scaled E-field

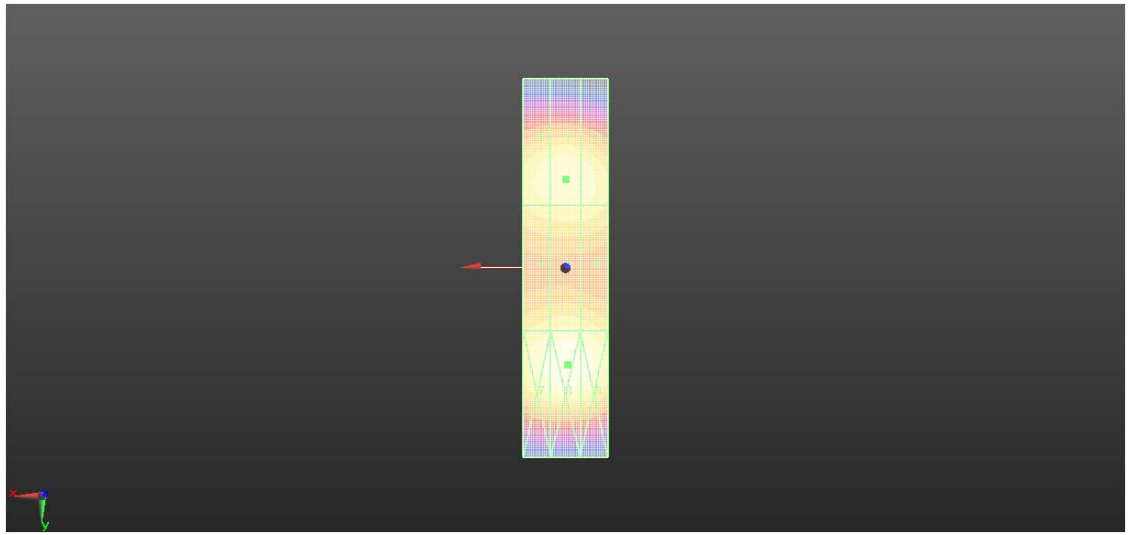
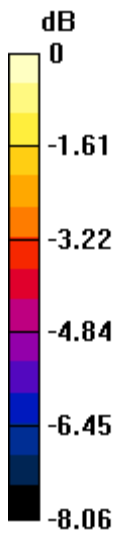
Grid 1 M3 81.65 V/m	Grid 2 M3 82.97 V/m	Grid 3 M3 81.94 V/m
Grid 4 M3 77.86 V/m	Grid 5 M3 79.81 V/m	Grid 6 M3 78.45 V/m
Grid 7 M3 85.69 V/m	Grid 8 M3 88.28 V/m	Grid 9 M3 87.06 V/m

Cursor:

Total = 88.28 V/m

E Category: M3

Location: -0.5, 23, 8.7 mm



0 dB = 88.28 V/m = 38.92 dBV/m