

Appendix A

Detailed Test Results

1. GSM
GSM850 for T-coil
GSM1900 for T-coil
2. WCDMA
WCDMA Band II for T-coil
WCDMA Band IV for T-coil
3. LTE
LTE Band 2 for T-coil
LTE Band 4 for T-coil
LTE Band 5 for T-coil
LTE Band 12 for T-coil
LTE Band 25 for T-coil
LTE Band 26 for T-coil
LTE Band 66 for T-coil
LTE Band 71 for T-coil
LTE Band 41 for T-coil

Test Laboratory: SGS-SAR Lab

SC3218T HAC-T-Coil-GSM850 GSM Voice 190CH FR V1

DUT: SC3218T; Type: Smart Phone; Serial: 358476180000283

Communication System: UID 0, GSM Only Communication System (0); Frequency: 836.6 MHz;Duty Cycle: 1:8.30042

Medium: Air;Medium parameters used: $\sigma = 0$ S/m, $\epsilon_r = 1$; $\rho = 0$ kg/m³

Phantom section: TCoil Section

DASY 5 Configuration:

- Probe: AM1DV3 - 3115; Calibrated: 2021-06-01
- Sensor-Surface: 0mm (Fix Surface)
- Electronics: DAE4 Sn1663; Calibrated: 2021-03-01
- Phantom: HAC Test Arch with AMCC; Type: SD HAC P01 BA;
- DASY52 52.10.4(1527); SEMCAD X 14.6.14(7483)

T-Coil scan/General Scans/z (axial) 4.2mm 50 x 50/ABM SNR(x,y,z) (13x13x1): Measurement grid:

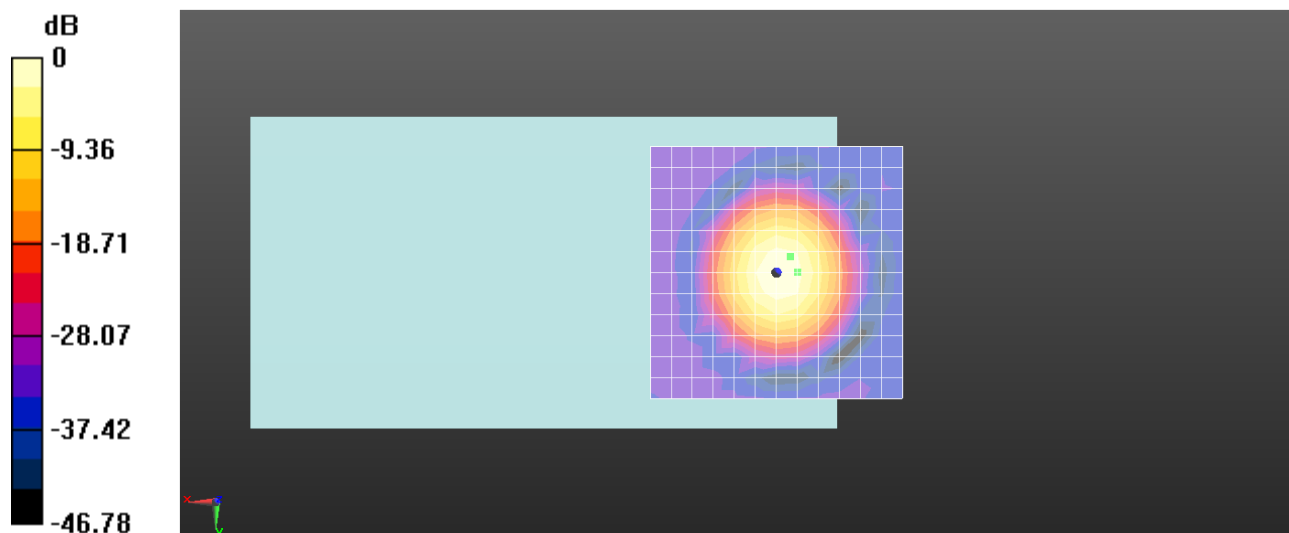
dx=10mm, dy=10mm

ABM1/ABM2 = 40.50 dB

ABM1 comp = 2.16 dBA/m

BWC Factor = 0.16 dB

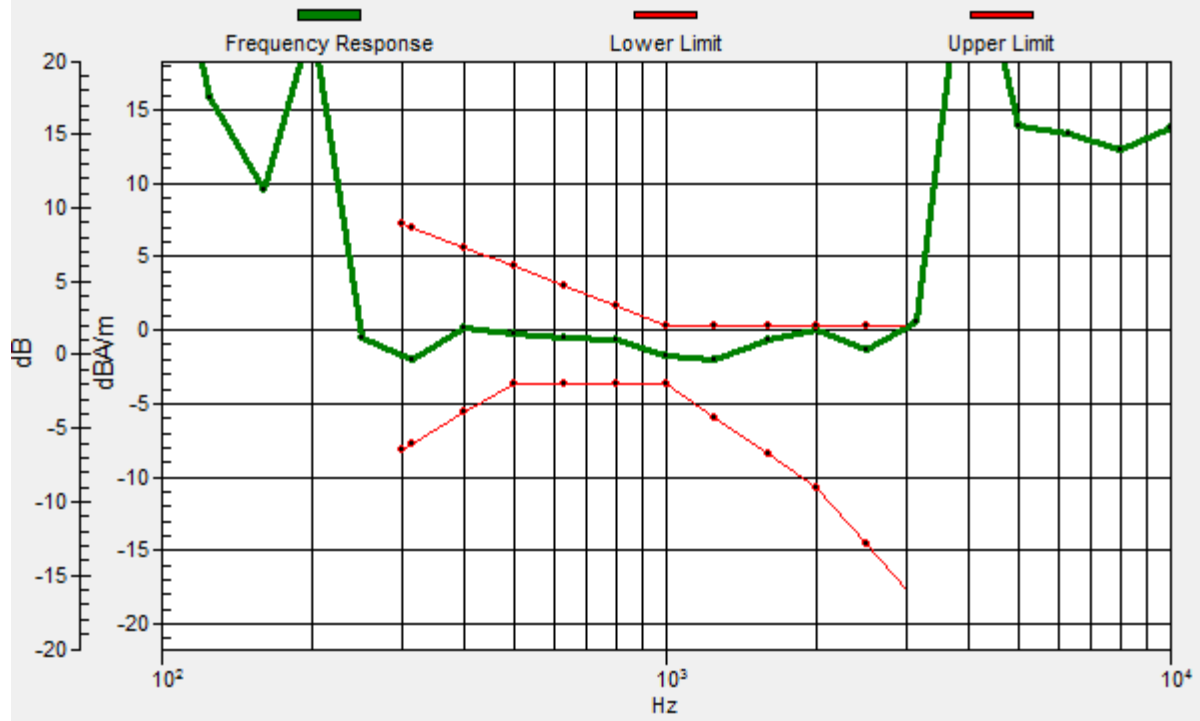
Location: -4.2, 0, 3.7 mm



0 dB = 106.0 = 40.51 dB

General Scans/z (axial) wideband at best S/N/ABM Freq Resp(x,y,z,f)

Loc: -2.8, -3.2, 3.7 mm Diff: 0.18dB



Test Laboratory: SGS-SAR Lab

SC3218T HAC-T-Coil-GSM850 GSM Voice 190CH FR V1

DUT: SC3218T; Type: Smart Phone; Serial: 358476180000283

Communication System: UID 0, GSM Only Communication System (0); Frequency: 836.6 MHz;Duty Cycle: 1:8.30042

Medium: Air;Medium parameters used: $\sigma = 0$ S/m, $\epsilon_r = 1$; $\rho = 0$ kg/m³

Phantom section: TCoil Section

DASY 5 Configuration:

- Probe: AM1DV3 - 3115; Calibrated: 2021-06-01
- Sensor-Surface: 0mm (Fix Surface)
- Electronics: DAE4 Sn1663; Calibrated: 2021-03-01
- Phantom: HAC Test Arch with AMCC; Type: SD HAC P01 BA;
- DASY52 52.10.4(1527); SEMCAD X 14.6.14(7483)

T-Coil scan/General Scans/y (transversal) 4.2mm 50 x 50/ABM SNR(x,y,z) (13x13x1): Measurement

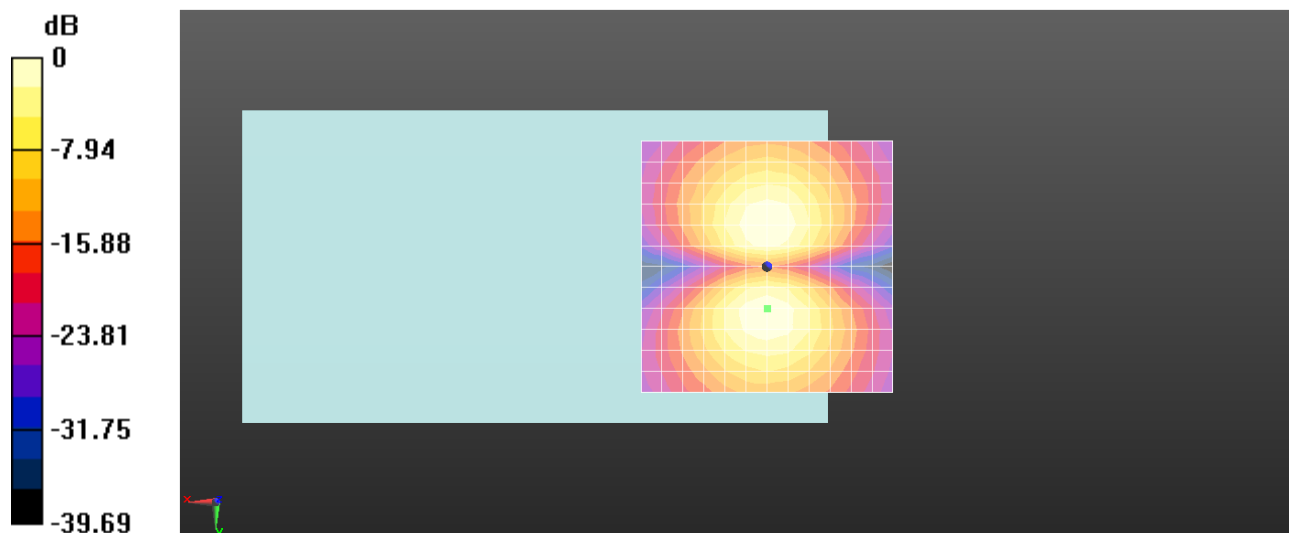
grid: dx=10mm, dy=10mm

ABM1/ABM2 = 36.01 dB

ABM1 comp = -4.59 dBA/m

BWC Factor = 0.16 dB

Location: 0, 8.3, 3.7 mm



0 dB = 63.15 = 36.01 dB

Test Laboratory: SGS-SAR Lab

SC3218T HAC-T-Coil-GSM1900 GSM Voice 661CH FR V1

DUT: SC3218T; Type: Smart Phone; Serial: 358476180000283

Communication System: UID 0, GSM Only Communication System (0); Frequency: 1880 MHz;Duty Cycle: 1:8.30042

Medium: Air;Medium parameters used: $\sigma = 0$ S/m, $\epsilon_r = 1$; $\rho = 0$ kg/m³

Phantom section: TCoil Section

DASY 5 Configuration:

- Probe: AM1DV3 - 3115; Calibrated: 2021-06-01
- Sensor-Surface: 0mm (Fix Surface)
- Electronics: DAE4 Sn1428; Calibrated: 2021-04-09
- Phantom: HAC Test Arch with AMCC; Type: SD HAC P01 BA;
- DASY52 52.10.4(1527); SEMCAD X 14.6.14(7483)

T-Coil scan/General Scans/z (axial) 4.2mm 50 x 50/ABM SNR(x,y,z) (13x13x1): Measurement grid:


dx=10mm, dy=10mm

ABM1/ABM2 = 43.20 dB

ABM1 comp = 1.58 dBA/m

BWC Factor = 0.29 dB

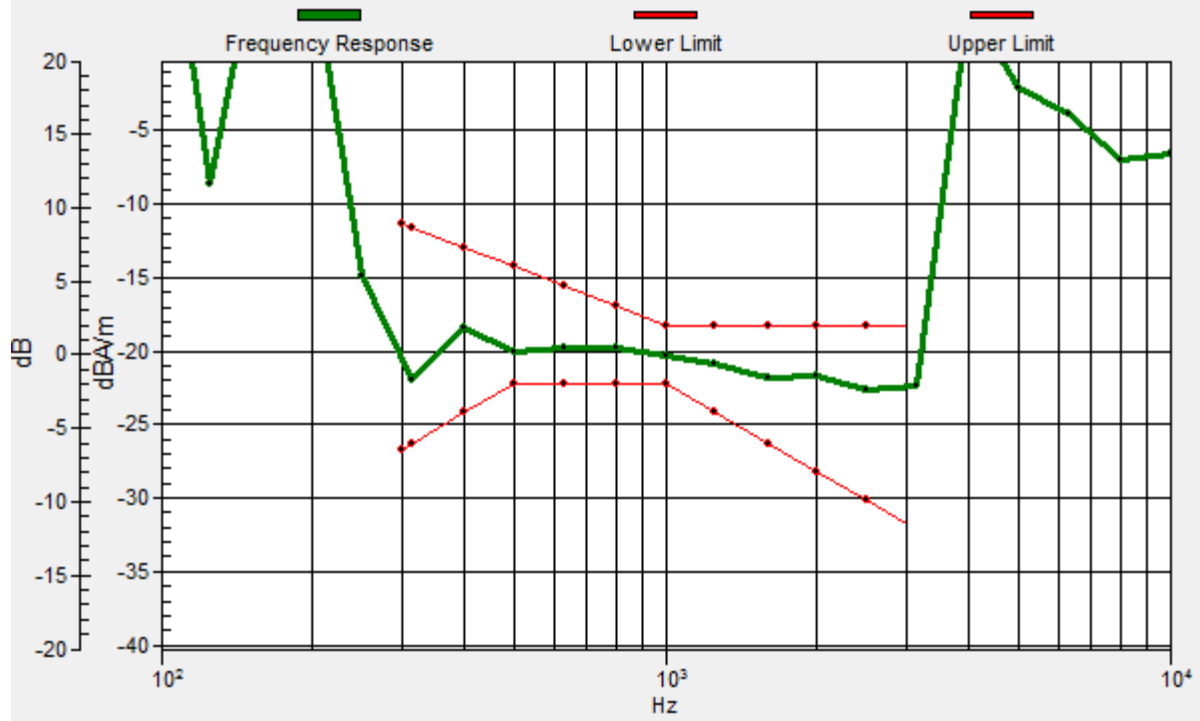
Location: -4.2, 0, 3.7 mm



0 dB = 144.6 = 43.20 dB

General Scans/z (axial) wideband at best S/N/ABM Freq Resp(x,y,z,f)

Loc: -3.6, -1.3, 3.7 mm Diff: 2dB



Test Laboratory: SGS-SAR Lab

SC3218T HAC-T-Coil-GSM1900 GSM Voice 661CH FR V1

DUT: SC3218T; Type: Smart Phone; Serial: 358476180000283

Communication System: UID 0, GSM Only Communication System (0); Frequency: 1880 MHz;Duty Cycle: 1:8.30042

Medium: Air;Medium parameters used: $\sigma = 0$ S/m, $\epsilon_r = 1$; $\rho = 0$ kg/m³

Phantom section: TCoil Section

DASY 5 Configuration:

- Probe: AM1DV3 - 3115; Calibrated: 2021-06-01
- Sensor-Surface: 0mm (Fix Surface)
- Electronics: DAE4 Sn1428; Calibrated: 2021-04-09
- Phantom: HAC Test Arch with AMCC; Type: SD HAC P01 BA;
- DASY52 52.10.4(1527); SEMCAD X 14.6.14(7483)

T-Coil scan/General Scans/y (transversal) 4.2mm 50 x 50/ABM SNR(x,y,z) (13x13x1): Measurement


grid: dx=10mm, dy=10mm

ABM1/ABM2 = 34.04 dB

ABM1 comp = -4.51 dBA/m

BWC Factor = 0.29 dB

Location: 0, 8.3, 3.7 mm



0 dB = 50.32 = 34.03 dB

Test Laboratory: SGS-SAR Lab

SC3218T HAC-T-Coil-WCDMA Band II AMR Voice 9400CH

DUT: SC3218T; Type: Smart Phone; Serial: 358476180000283

Communication System: UID 0, WCDMA (0); Frequency: 1880 MHz;Duty Cycle: 1:1

Medium: Air;Medium parameters used: $\sigma = 0$ S/m, $\epsilon_r = 1$; $\rho = 0$ kg/m³

Phantom section: TCoil Section

DASY 5 Configuration:

- Probe: AM1DV3 - 3115; Calibrated: 2021-06-01
- Sensor-Surface: 0mm (Fix Surface)
- Electronics: DAE4 Sn1428; Calibrated: 2021-04-09
- Phantom: HAC Test Arch with AMCC; Type: SD HAC P01 BA;
- DASY52 52.10.4(1527); SEMCAD X 14.6.14(7483)

T-Coil scan/General Scans/z (axial) 4.2mm 50 x 50/ABM SNR(x,y,z) (13x13x1): Measurement grid:


dx=10mm, dy=10mm

ABM1/ABM2 = 45.49 dB

ABM1 comp = 1.23 dBA/m

BWC Factor = 0.16 dB

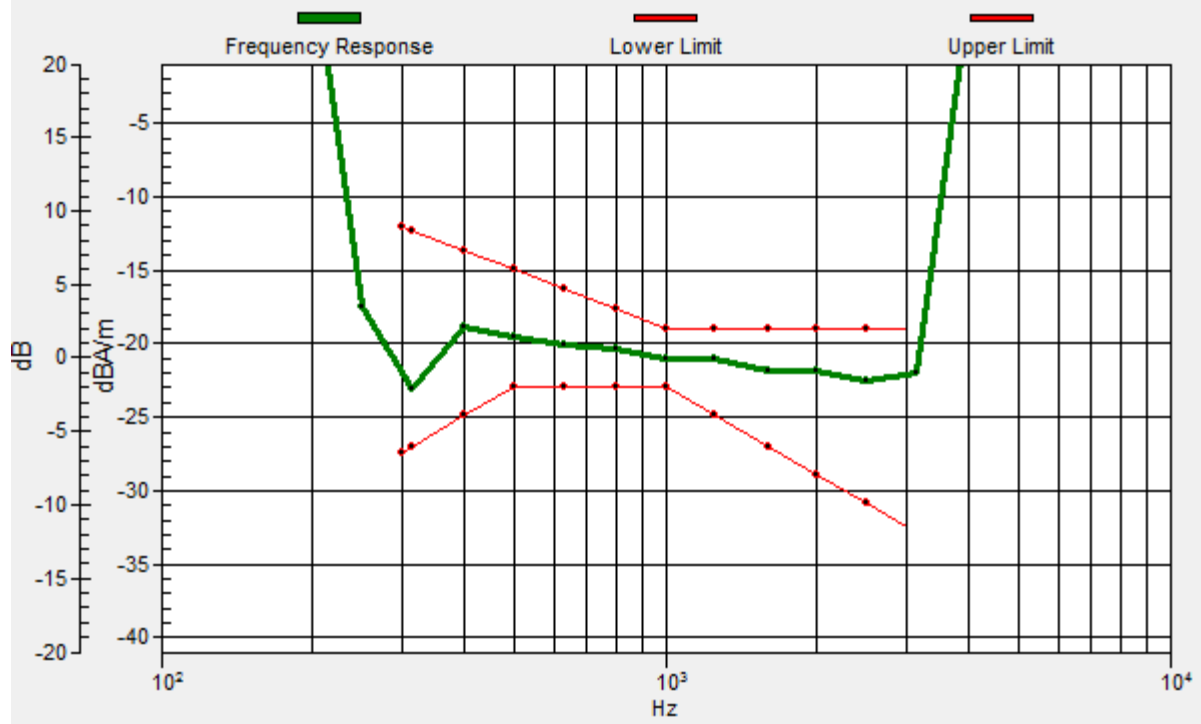
Location: 0, 4.2, 3.7 mm



0 dB = 188.1 = 45.49 dB

General Scans/z (axial) wideband at best S/N/ABM Freq Resp(x,y,z,f)

Loc: -0.5, 4.3, 3.7 mm Diff: 2dB



Test Laboratory: SGS-SAR Lab

SC3218T HAC-T-Coil-WCDMA Band II AMR Voice 9400CH

DUT: SC3218T; Type: Smart Phone; Serial: 358476180000283

Communication System: UID 0, WCDMA (0); Frequency: 1880 MHz;Duty Cycle: 1:1

Medium: Air;Medium parameters used: $\sigma = 0$ S/m, $\epsilon_r = 1$; $\rho = 0$ kg/m³

Phantom section: TCoil Section

DASY 5 Configuration:

- Probe: AM1DV3 - 3115; Calibrated: 2021-06-01
- Sensor-Surface: 0mm (Fix Surface)
- Electronics: DAE4 Sn1428; Calibrated: 2021-04-09
- Phantom: HAC Test Arch with AMCC; Type: SD HAC P01 BA;
- DASY52 52.10.4(1527); SEMCAD X 14.6.14(7483)

T-Coil scan/General Scans/y (transversal) 4.2mm 50 x 50/ABM SNR(x,y,z) (13x13x1): Measurement

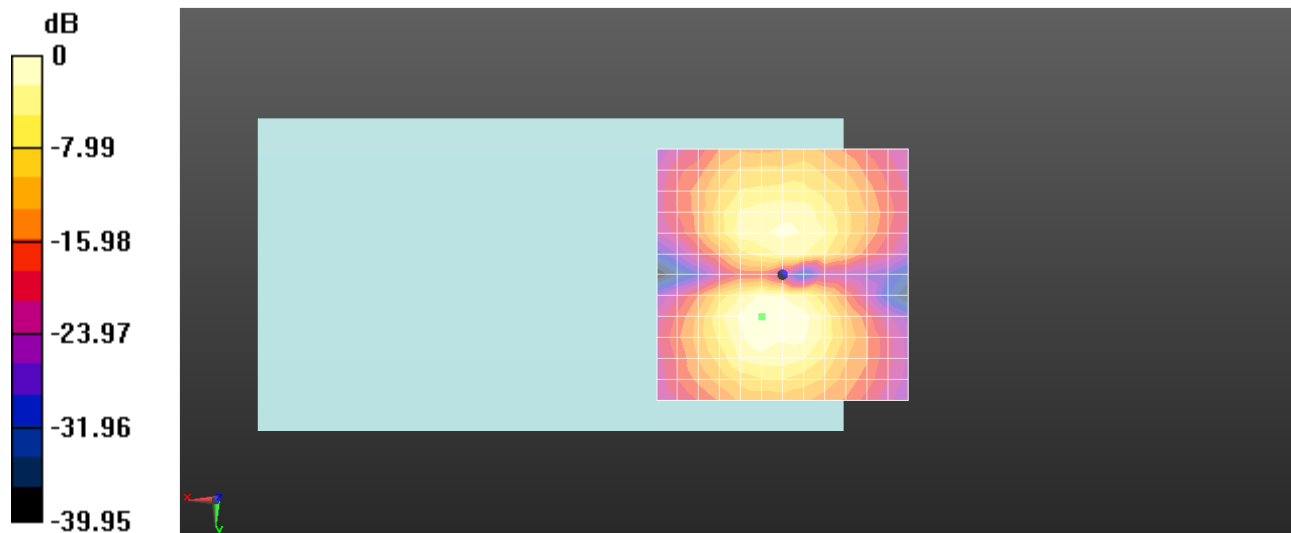
grid: dx=10mm, dy=10mm

ABM1/ABM2 = 35.72 dB

ABM1 comp = -4.49 dBA/m

BWC Factor = 0.16 dB

Location: 4.2, 8.3, 3.7 mm



0 dB = 61.11 = 35.72 dB

Test Laboratory: SGS-SAR Lab

SC3218T HAC-T-Coil-WCDMA Band IV AMR Voice 1412CH

DUT: SC3218T; Type: Smart Phone; Serial: 358476180000283

Communication System: UID 0, WCDMA (0); Frequency: 1732.4 MHz;Duty Cycle: 1:1

Medium: Air;Medium parameters used: $\sigma = 0$ S/m, $\epsilon_r = 1$; $\rho = 0$ kg/m³

Phantom section: TCoil Section

DASY 5 Configuration:

- Probe: AM1DV3 - 3115; Calibrated: 2021-06-01
- Sensor-Surface: 0mm (Fix Surface)
- Electronics: DAE4 Sn1428; Calibrated: 2021-04-09
- Phantom: HAC Test Arch with AMCC; Type: SD HAC P01 BA;
- DASY52 52.10.4(1527); SEMCAD X 14.6.14(7483)

T-Coil scan/General Scans/z (axial) 4.2mm 50 x 50/ABM SNR(x,y,z) (13x13x1): Measurement grid:


dx=10mm, dy=10mm

ABM1/ABM2 = 43.14 dB

ABM1 comp = 1.82 dBA/m

BWC Factor = 0.15 dB

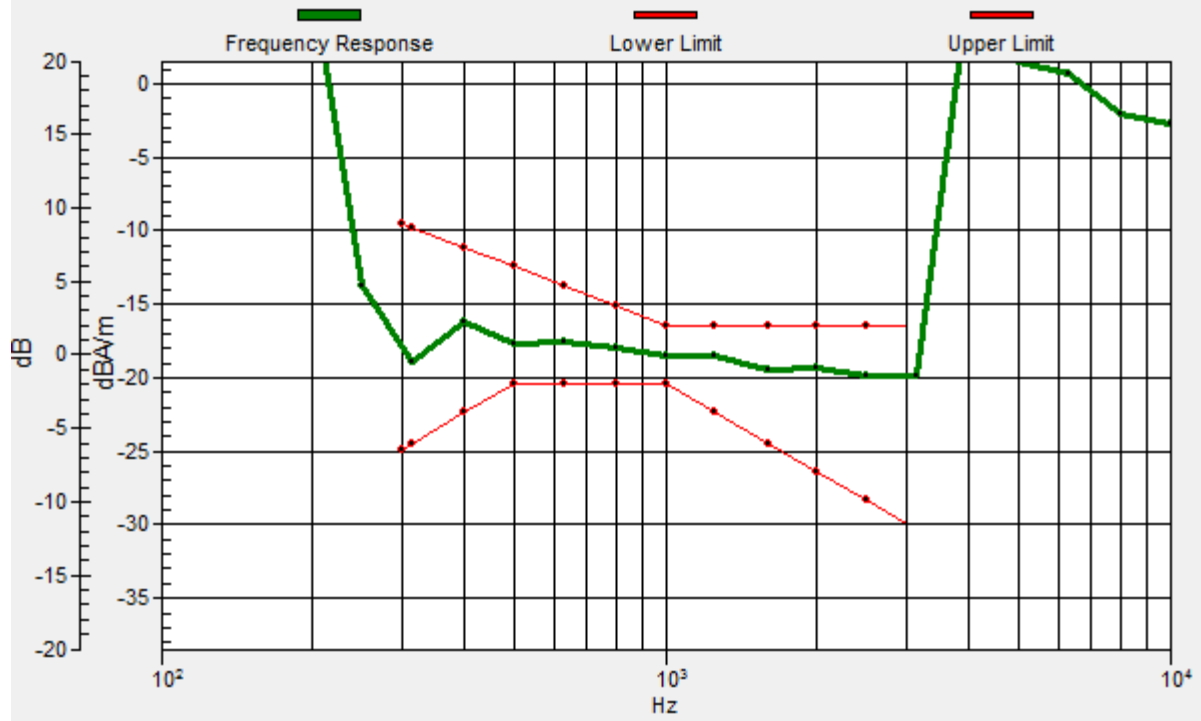
Location: 0, 0, 3.7 mm



0 dB = 143.5 = 43.14 dB

General Scans/z (axial) wideband at best S/N/ABM Freq Resp(x,y,z,f)

Loc: -1, 0.3, 3.7 mm Diff: 2dB



Test Laboratory: SGS-SAR Lab

SC3218T HAC-T-Coil-WCDMA Band IV AMR Voice 1412CH-12.2kbps

DUT: SC3218T; Type: Smart Phone; Serial: 358476180000283

Communication System: UID 0, WCDMA (0); Frequency: 1732.4 MHz;Duty Cycle: 1:1

Medium: Air;Medium parameters used: $\sigma = 0$ S/m, $\epsilon_r = 1$; $\rho = 0$ kg/m³

Phantom section: TCoil Section

DASY 5 Configuration:

- Probe: AM1DV3 - 3115; Calibrated: 2021-06-01
- Sensor-Surface: 0mm (Fix Surface)
- Electronics: DAE4 Sn1428; Calibrated: 2021-04-09
- Phantom: HAC Test Arch with AMCC; Type: SD HAC P01 BA;
- DASY52 52.10.4(1527); SEMCAD X 14.6.14(7483)

T-Coil scan/General Scans/y (transversal) 4.2mm 50 x 50/ABM SNR(x,y,z) (13x13x1): Measurement

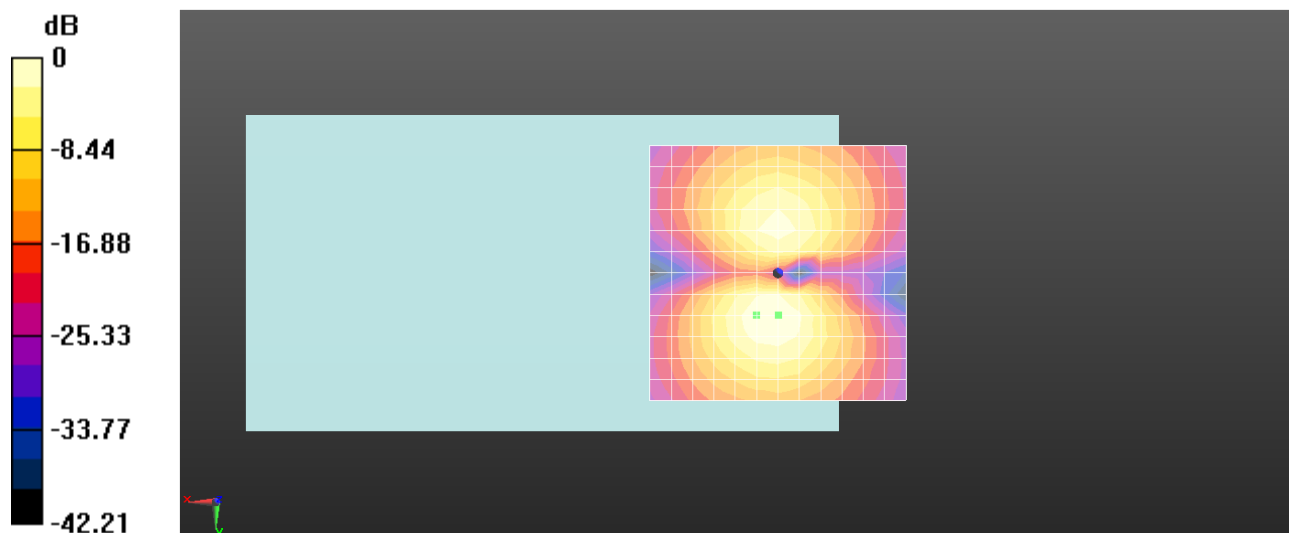
grid: dx=10mm, dy=10mm

ABM1/ABM2 = 37.38 dB

ABM1 comp = -4.56 dBA/m

BWC Factor = 0.15 dB

Location: 4.2, 8.3, 3.7 mm



0 dB = 73.96 = 37.38 dB

Test Laboratory: SGS-SAR Lab

SC3218T HAC-T-Coil-LTE Band 2 20M QPSK 100RB0 18900CH

DUT: SC3218T; Type: Smart Phone; Serial: 358476180000283

Communication System: UID 0, LTE-FDD BW 20MHz (0); Frequency: 1880 MHz;Duty Cycle: 1:1

Medium: Air;Medium parameters used: $\sigma = 0$ S/m, $\epsilon_r = 1$; $\rho = 0$ kg/m³

Phantom section: TCoil Section

DASY 5 Configuration:

- Probe: AM1DV3 - 3115; Calibrated: 2021-06-01
- Sensor-Surface: 0mm (Fix Surface)
- Electronics: DAE4 Sn1428; Calibrated: 2021-04-09
- Phantom: HAC Test Arch with AMCC; Type: SD HAC P01 BA;
- DASY52 52.10.4(1527); SEMCAD X 14.6.14(7483)

T-Coil scan/General Scans/z (axial) 4.2mm 50 x 50/ABM SNR(x,y,z) (13x13x1): Measurement grid:


dx=10mm, dy=10mm

ABM1/ABM2 = 22.40 dB

ABM1 comp = 5.36 dBA/m

BWC Factor = 0.14 dB

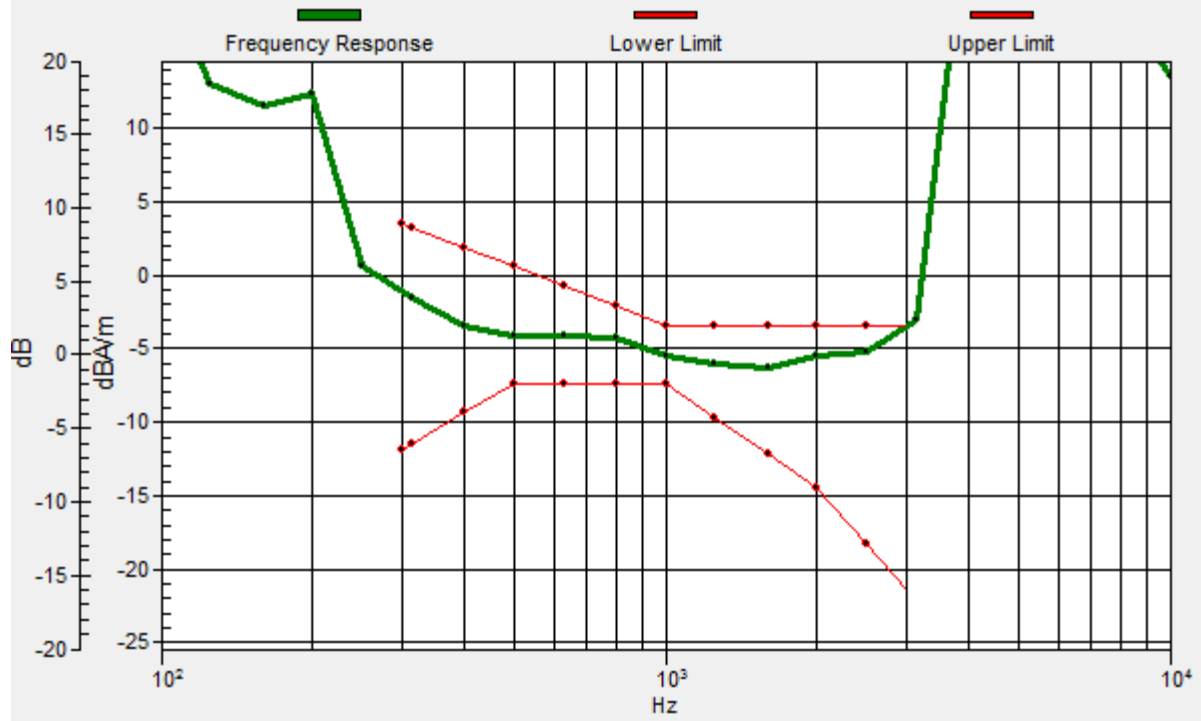
Location: 0, -4.2, 3.7 mm



0 dB = 13.18 = 22.40 dB

General Scans/z (axial) wideband at best S/N/ABM Freq Resp(x,y,z,f)

Loc: -1.3, 7.5, 3.7 mm Diff: 0.14dB



Test Laboratory: SGS-SAR Lab

SC3218T HAC-T-Coil-LTE Band 2 20M QPSK 100RB0 18900CH**DUT: SC3218T; Type: Smart Phone; Serial: 358476180000283**

Communication System: UID 0, LTE-FDD BW 20MHz (0); Frequency: 1880 MHz;Duty Cycle: 1:1

Medium: Air;Medium parameters used: $\sigma = 0$ S/m, $\epsilon_r = 1$; $\rho = 0$ kg/m³

Phantom section: TCoil Section

DASY 5 Configuration:

- Probe: AM1DV3 - 3115; Calibrated: 2021-06-01
- Sensor-Surface: 0mm (Fix Surface)
- Electronics: DAE4 Sn1428; Calibrated: 2021-04-09
- Phantom: HAC Test Arch with AMCC; Type: SD HAC P01 BA;
- DASY52 52.10.4(1527); SEMCAD X 14.6.14(7483)

T-Coil scan/General Scans/y (transversal) 4.2mm 50 x 50/ABM SNR(x,y,z) (13x13x1): Measurement

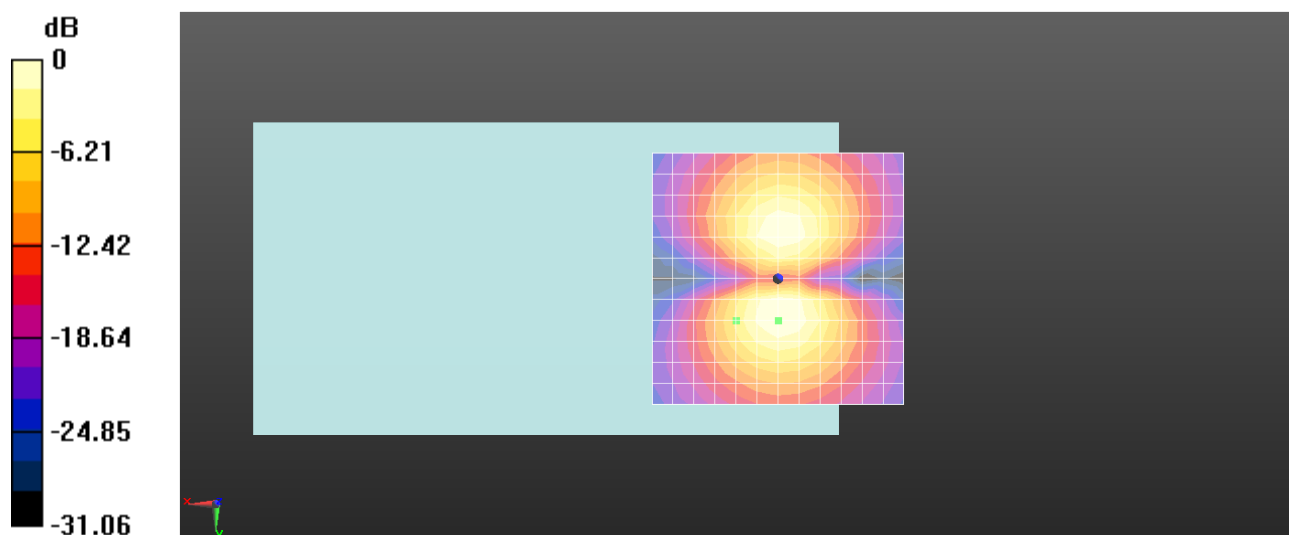
grid: dx=10mm, dy=10mm

ABM1/ABM2 = 27.63 dB

ABM1 comp = -8.13 dBA/m

BWC Factor = 0.14 dB

Location: 8.3, 8.3, 3.7 mm



0 dB = 24.06 = 27.63 dB

Test Laboratory: SGS-SAR Lab

SC3218T HAC-T-Coil-LTE Band 4 20M QPSK 100RB0 20175CH

DUT: SC3218T; Type: Smart Phone; Serial: 358476180000283

Communication System: UID 0, LTE-FDD BW 20MHz (0); Frequency: 1732.5 MHz;Duty Cycle: 1:1

Medium: Air;Medium parameters used: $\sigma = 0$ S/m, $\epsilon_r = 1$; $\rho = 0$ kg/m³

Phantom section: TCoil Section

DASY 5 Configuration:

- Probe: AM1DV3 - 3115; Calibrated: 2021-06-01
- Sensor-Surface: 0mm (Fix Surface)
- Electronics: DAE4 Sn1428; Calibrated: 2021-04-09
- Phantom: HAC Test Arch with AMCC; Type: SD HAC P01 BA;
- DASY52 52.10.4(1527); SEMCAD X 14.6.14(7483)

T-Coil scan/General Scans/z (axial) 4.2mm 50 x 50/ABM SNR(x,y,z) (13x13x1): Measurement grid:


dx=10mm, dy=10mm

ABM1/ABM2 = 23.69 dB

ABM1 comp = 3.00 dBA/m

BWC Factor = 0.14 dB

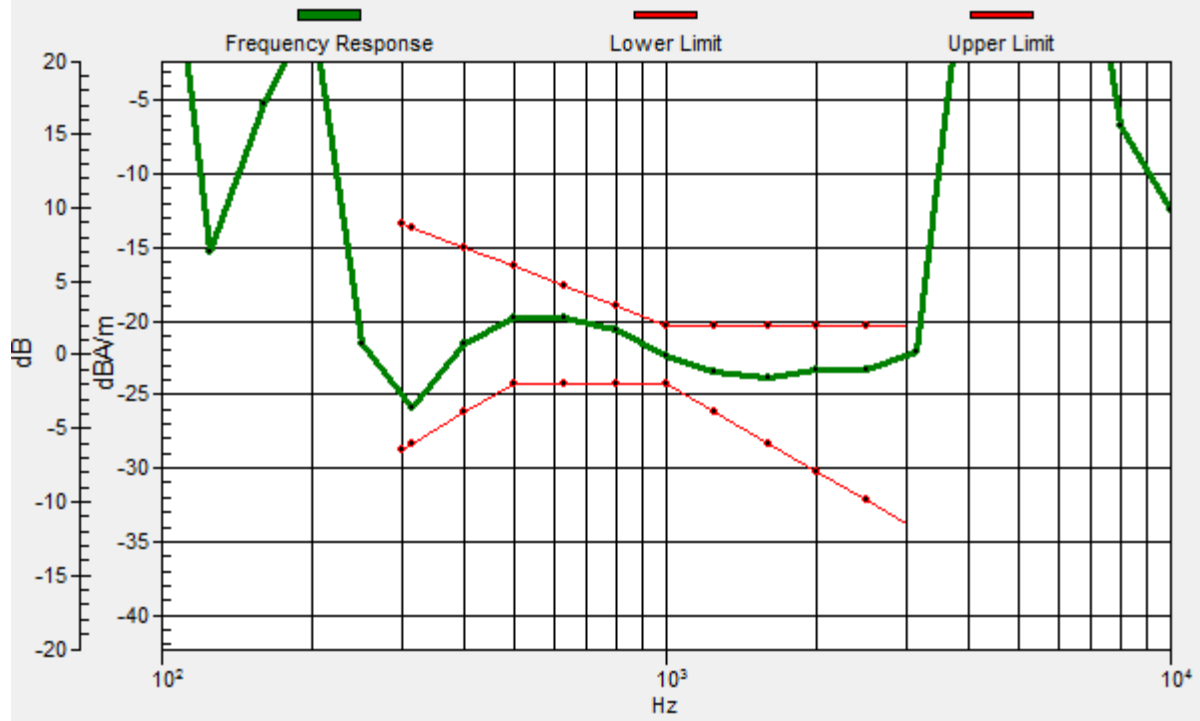
Location: -4.2, -4.2, 3.7 mm



0 dB = 15.29 = 23.69 dB

General Scans/z (axial) wideband at best S/N/ABM Freq Resp(x,y,z,f)

Loc: -4.5, -4.8, 3.7 mm Diff: 1.56dB



Test Laboratory: SGS-SAR Lab

SC3218T HAC-T-Coil-LTE Band 4 20M QPSK 100RB0 20175CH

DUT: SC3218T; Type: Smart Phone; Serial: 358476180000283

Communication System: UID 0, LTE-FDD BW 20MHz (0); Frequency: 1732.5 MHz;Duty Cycle: 1:1

Medium: Air;Medium parameters used: $\sigma = 0$ S/m, $\epsilon_r = 1$; $\rho = 0$ kg/m³

Phantom section: TCoil Section

DASY 5 Configuration:

- Probe: AM1DV3 - 3115; Calibrated: 2021-06-01
- Sensor-Surface: 0mm (Fix Surface)
- Electronics: DAE4 Sn1428; Calibrated: 2021-04-09
- Phantom: HAC Test Arch with AMCC; Type: SD HAC P01 BA;
- DASY52 52.10.4(1527); SEMCAD X 14.6.14(7483)

T-Coil scan/General Scans/y (transversal) 4.2mm 50 x 50/ABM SNR(x,y,z) (13x13x1): Measurement

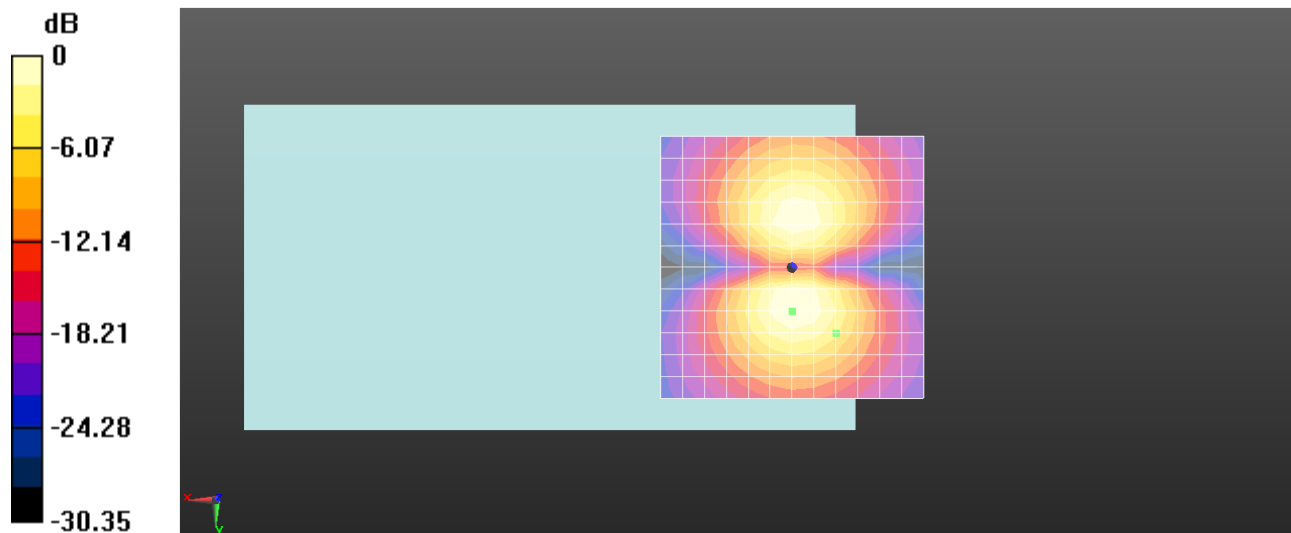
grid: dx=10mm, dy=10mm

ABM1/ABM2 = 24.43 dB

ABM1 comp = -8.27 dBA/m

BWC Factor = 0.14 dB

Location: -8.3, 12.5, 3.7 mm



0 dB = 16.64 = 24.42 dB

Test Laboratory: SGS-SAR Lab

SC3218T HAC-T-Coil-LTE Band 5 10M QPSK 50RB0 20525CH

DUT: SC3218T; Type: Smart Phone; Serial: 358476180000283

Communication System: UID 0, LTE-FDD BW 10MHZ (0); Frequency: 836.5 MHz;Duty Cycle: 1:1

Medium: Air;Medium parameters used: $\sigma = 0$ S/m, $\epsilon_r = 1$; $\rho = 0$ kg/m³

Phantom section: TCoil Section

DASY 5 Configuration:

- Probe: AM1DV3 - 3115; Calibrated: 2021-06-01
- Sensor-Surface: 0mm (Fix Surface)
- Electronics: DAE4 Sn1428; Calibrated: 2021-04-09
- Phantom: HAC Test Arch with AMCC; Type: SD HAC P01 BA;
- DASY52 52.10.4(1527); SEMCAD X 14.6.14(7483)

T-Coil scan/General Scans/z (axial) 4.2mm 50 x 50/ABM SNR(x,y,z) (13x13x1): Measurement grid:

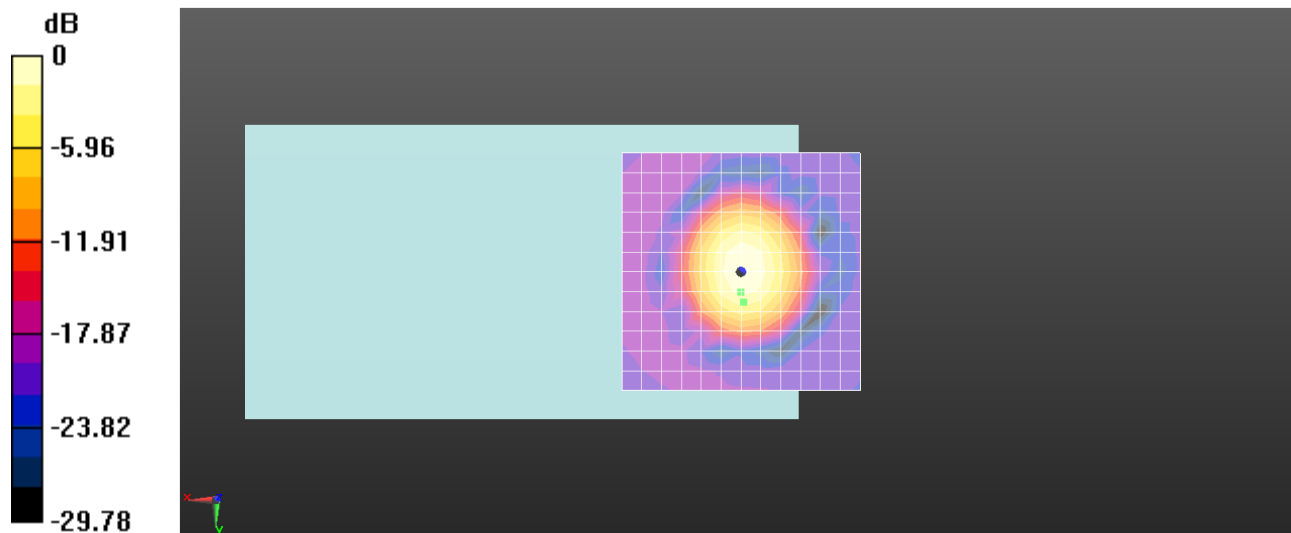
dx=10mm, dy=10mm

ABM1/ABM2 = 24.56 dB

ABM1 comp = 3.76 dBA/m

BWC Factor = 0.14 dB

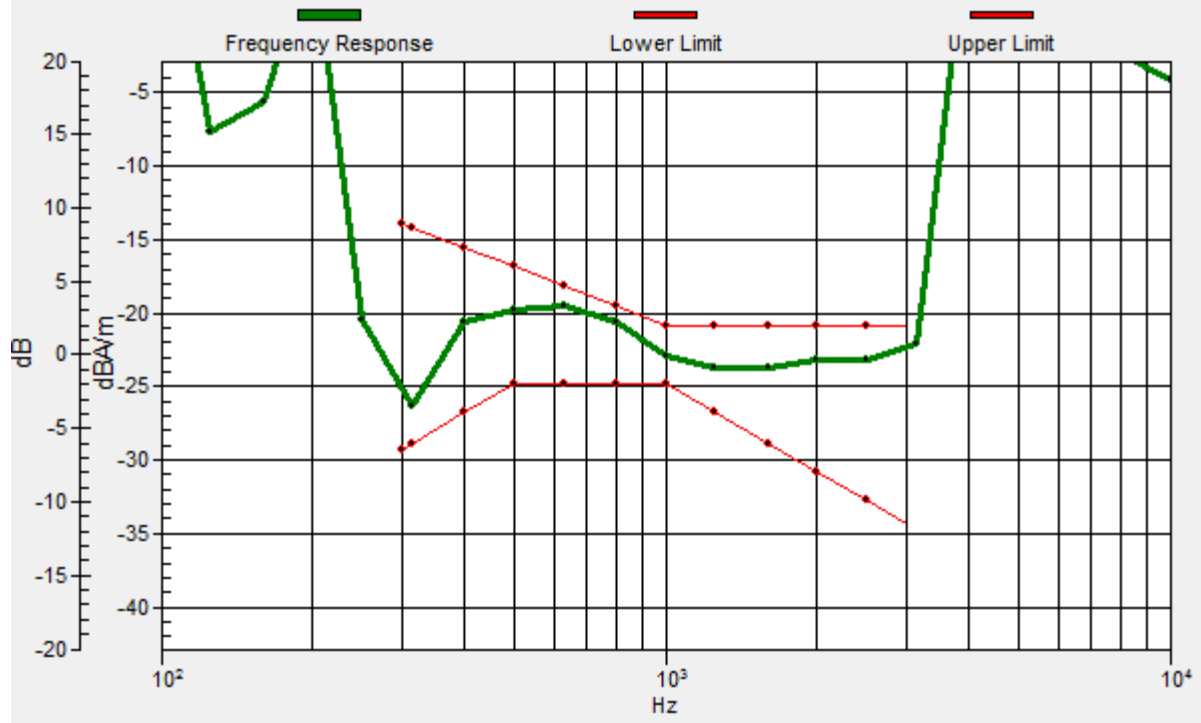
Location: 0, 4.2, 3.7 mm



0 dB = 16.91 = 24.56 dB

General Scans/z (axial) wideband at best S/N/ABM Freq Resp(x,y,z,f)

Loc: -0.5, 6.4, 3.7 mm Diff: 0.98dB



Test Laboratory: SGS-SAR Lab

SC3218T HAC-T-Coil-LTE Band 5 10M QPSK 50RB0 20525CH

DUT: SC3218T; Type: Smart Phone; Serial: 358476180000283

Communication System: UID 0, LTE-FDD BW 10MHZ (0); Frequency: 836.5 MHz;Duty Cycle: 1:1

Medium: Air;Medium parameters used: $\sigma = 0$ S/m, $\epsilon_r = 1$; $\rho = 0$ kg/m³

Phantom section: TCoil Section

DASY 5 Configuration:

- Probe: AM1DV3 - 3115; Calibrated: 2021-06-01
- Sensor-Surface: 0mm (Fix Surface)
- Electronics: DAE4 Sn1428; Calibrated: 2021-04-09
- Phantom: HAC Test Arch with AMCC; Type: SD HAC P01 BA;
- DASY52 52.10.4(1527); SEMCAD X 14.6.14(7483)

T-Coil scan/General Scans/y (transversal) 4.2mm 50 x 50/ABM SNR(x,y,z) (13x13x1): Measurement


grid: dx=10mm, dy=10mm

ABM1/ABM2 = 24.77 dB

ABM1 comp = -1.74 dBA/m

BWC Factor = 0.14 dB

Location: 0, 8.3, 3.7 mm



0 dB = 17.33 = 24.78 dB

Test Laboratory: SGS-SAR Lab

SC3218T HAC-T-Coil-LTE Band 12 10M QPSK 50RB0 23095CH

DUT: SC3218T; Type: Smart Phone; Serial: 358476180000283

Communication System: UID 0, LTE-FDD BW 10MHZ (0); Frequency: 707.5 MHz;Duty Cycle: 1:1

Medium: Air;Medium parameters used: $\sigma = 0$ S/m, $\epsilon_r = 1$; $\rho = 0$ kg/m³

Phantom section: TCoil Section

DASY 5 Configuration:

- Probe: AM1DV3 - 3115; Calibrated: 2021-06-01
- Sensor-Surface: 0mm (Fix Surface)
- Electronics: DAE4 Sn1428; Calibrated: 2021-04-09
- Phantom: HAC Test Arch with AMCC; Type: SD HAC P01 BA;
- DASY52 52.10.4(1527); SEMCAD X 14.6.14(7483)

T-Coil scan/General Scans/z (axial) 4.2mm 50 x 50/ABM SNR(x,y,z) (13x13x1): Measurement grid:


dx=10mm, dy=10mm

ABM1/ABM2 = 24.18 dB

ABM1 comp = 5.83 dBA/m

BWC Factor = 0.14 dB

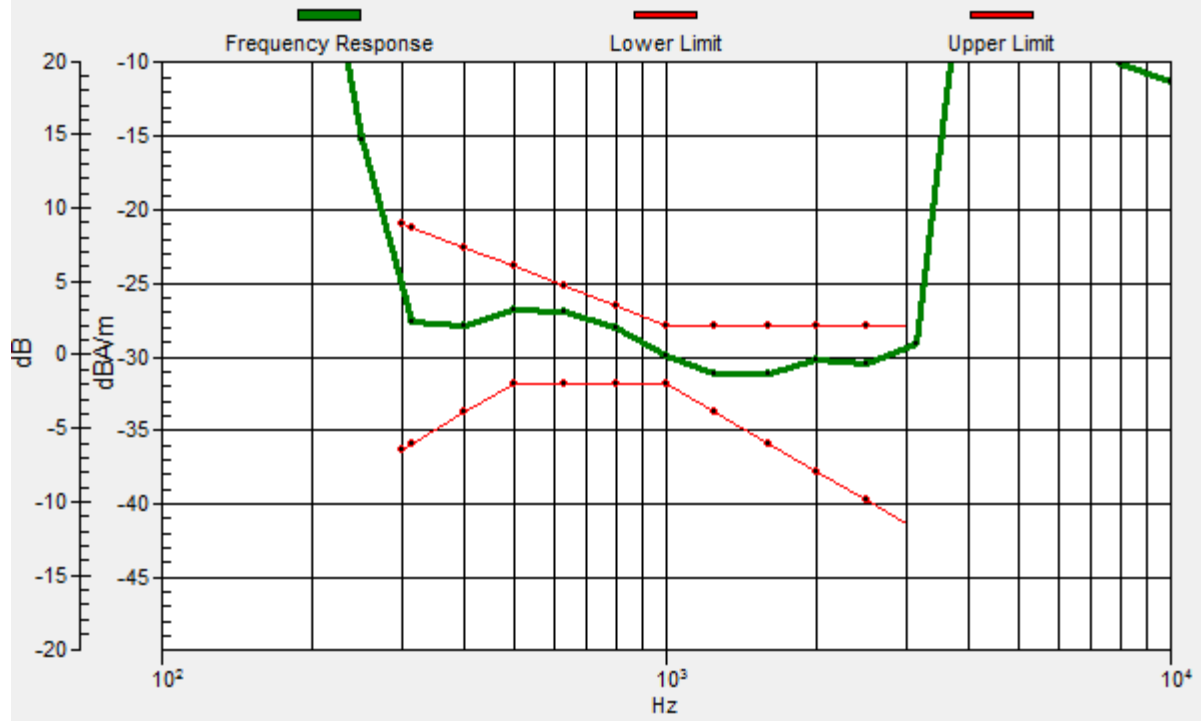
Location: 0, 0, 3.7 mm



0 dB = 16.19 = 24.18 dB

General Scans/z (axial) wideband at best S/N/ABM Freq Resp(x,y,z,f)

Loc: 0.1, -11.4, 3.7 mm Diff: 1.42dB



Test Laboratory: SGS-SAR Lab

SC3218T HAC-T-Coil-LTE Band 12 10M QPSK 50RB0 23095CH**DUT: SC3218T; Type: Smart Phone; Serial: 358476180000283**

Communication System: UID 0, LTE-FDD BW 10MHZ (0); Frequency: 707.5 MHz;Duty Cycle: 1:1

Medium: Air;Medium parameters used: $\sigma = 0$ S/m, $\epsilon_r = 1$; $\rho = 0$ kg/m³

Phantom section: TCoil Section

DASY 5 Configuration:

- Probe: AM1DV3 - 3115; Calibrated: 2021-06-01
- Sensor-Surface: 0mm (Fix Surface)
- Electronics: DAE4 Sn1428; Calibrated: 2021-04-09
- Phantom: HAC Test Arch with AMCC; Type: SD HAC P01 BA;
- DASY52 52.10.4(1527); SEMCAD X 14.6.14(7483)

T-Coil scan/General Scans/y (transversal) 4.2mm 50 x 50/ABM SNR(x,y,z) (13x13x1): Measurement

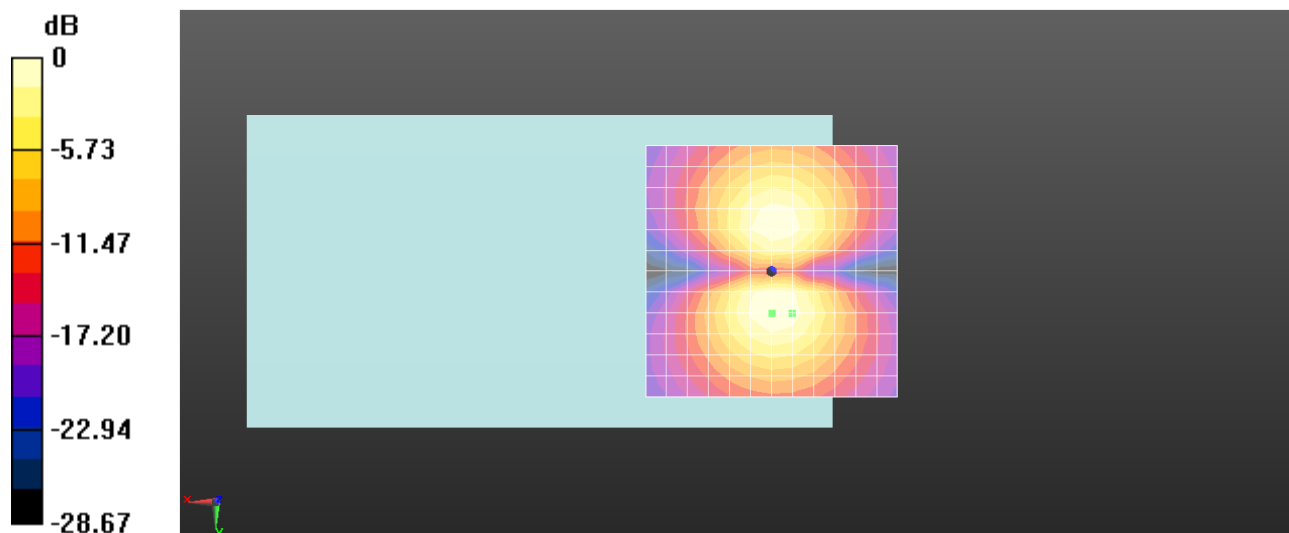
grid: dx=10mm, dy=10mm

ABM1/ABM2 = 23.08 dB

ABM1 comp = -2.68 dBA/m

BWC Factor = 0.14 dB

Location: -4.2, 8.3, 3.7 mm



0 dB = 14.25 = 23.08 dB

Test Laboratory: SGS-SAR Lab

SC3218T HAC-T-Coil-LTE Band 25 20M QPSK 100RB0 26365CH

DUT: SC3218T; Type: Smart Phone; Serial: 358476180000283

Communication System: UID 0, LTE-FDD BW 20MHz (0); Frequency: 1882.5 MHz;Duty Cycle: 1:1

Medium: Air;Medium parameters used: $\sigma = 0$ S/m, $\epsilon_r = 1$; $\rho = 0$ kg/m³

Phantom section: TCoil Section

DASY 5 Configuration:

- Probe: AM1DV3 - 3115; Calibrated: 2021-06-01
- Sensor-Surface: 0mm (Fix Surface)
- Electronics: DAE4 Sn1428; Calibrated: 2021-04-09
- Phantom: HAC Test Arch with AMCC; Type: SD HAC P01 BA;
- DASY52 52.10.4(1527); SEMCAD X 14.6.14(7483)

T-Coil scan/General Scans/z (axial) 4.2mm 50 x 50/ABM SNR(x,y,z) (13x13x1): Measurement grid:


dx=10mm, dy=10mm

ABM1/ABM2 = 23.78 dB

ABM1 comp = 0.16 dBA/m

BWC Factor = 0.14 dB

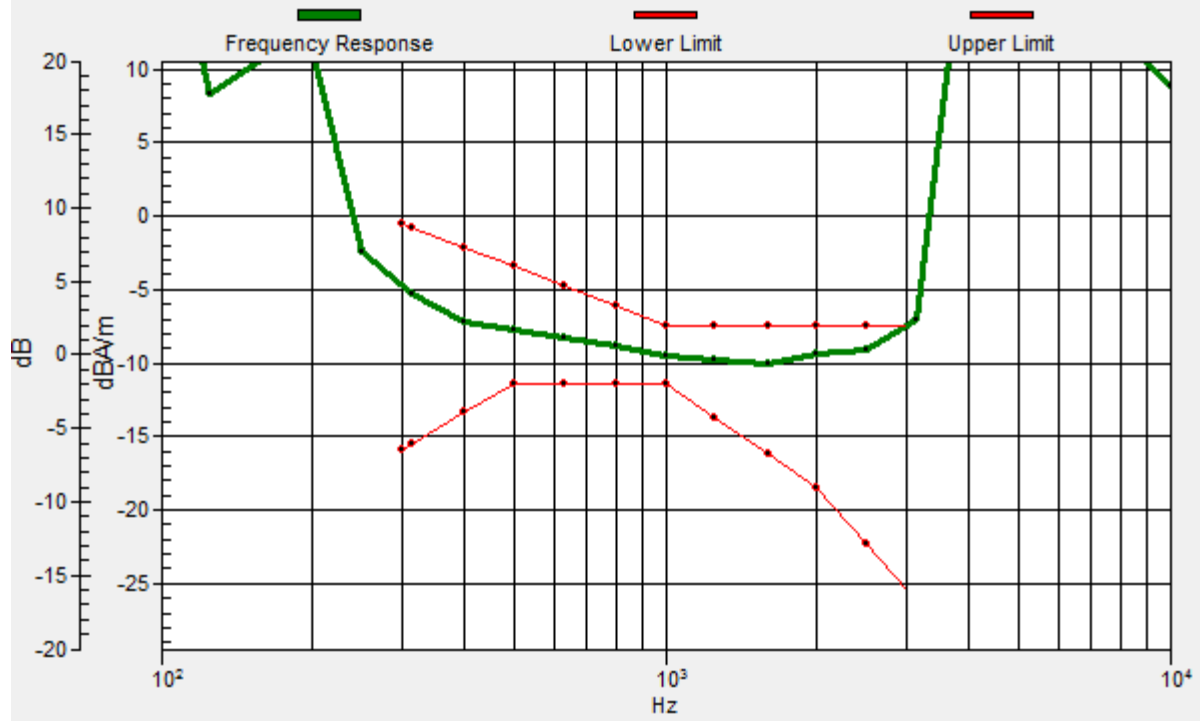
Location: 0, -8.3, 3.7 mm



0 dB = 15.45 = 23.78 dB

General Scans/z (axial) wideband at best S/N/ABM Freq Resp(x,y,z,f)

Loc: 1.6, -10.3, 3.7 mm Diff: 0.06dB



Test Laboratory: SGS-SAR Lab

SC3218T HAC-T-Coil-LTE Band 25 20M QPSK 100RB0 26365CH**DUT: SC3218T; Type: Smart Phone; Serial: 358476180000283**

Communication System: UID 0, LTE-FDD BW 20MHz (0); Frequency: 1882.5 MHz;Duty Cycle: 1:1

Medium: Air;Medium parameters used: $\sigma = 0$ S/m, $\epsilon_r = 1$; $\rho = 0$ kg/m³

Phantom section: TCoil Section

DASY 5 Configuration:

- Probe: AM1DV3 - 3115; Calibrated: 2021-06-01
- Sensor-Surface: 0mm (Fix Surface)
- Electronics: DAE4 Sn1428; Calibrated: 2021-04-09
- Phantom: HAC Test Arch with AMCC; Type: SD HAC P01 BA;
- DASY52 52.10.4(1527); SEMCAD X 14.6.14(7483)

T-Coil scan/General Scans/y (transversal) 4.2mm 50 x 50/ABM SNR(x,y,z) (13x13x1): Measurement

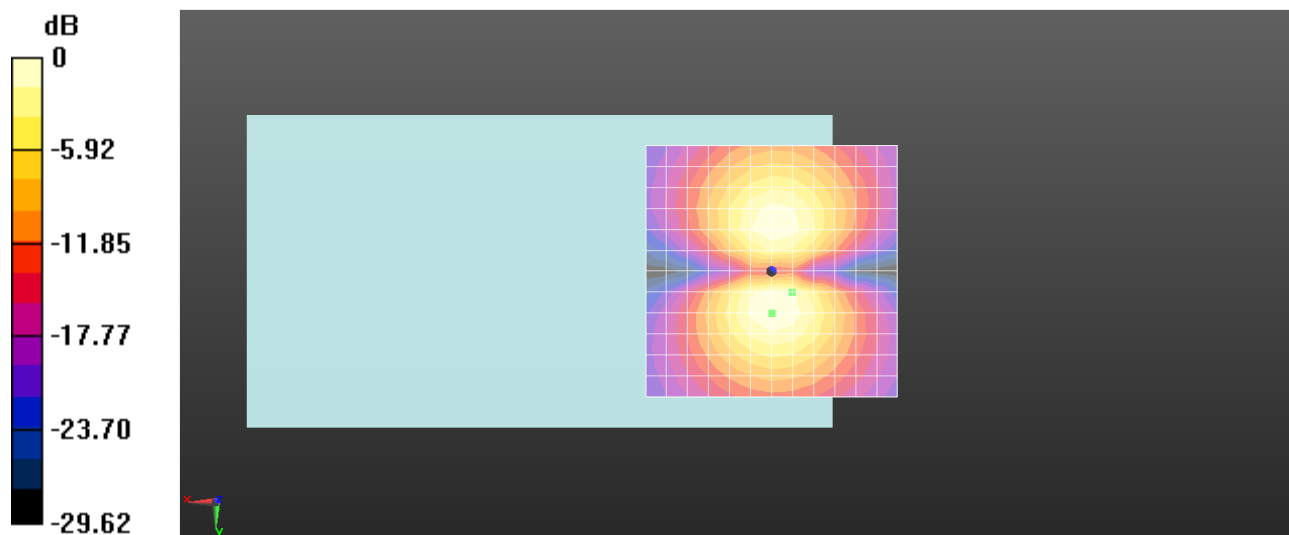
grid: dx=10mm, dy=10mm

ABM1/ABM2 = 23.62 dB

ABM1 comp = -3.76 dBA/m

BWC Factor = 0.14 dB

Location: -4.2, 4.2, 3.7 mm



0 dB = 15.17 = 23.62 dB

Test Laboratory: SGS-SAR Lab

SC3218T HAC-T-Coil-LTE Band 26 15M QPSK 75RB0 26865CH

DUT: SC3218T; Type: Smart Phone; Serial: 358476180000283

Communication System: UID 0, LTE-FDD BW 15MHz (0); Frequency: 831.5 MHz;Duty Cycle: 1:1

Medium: Air;Medium parameters used: $\sigma = 0$ S/m, $\epsilon_r = 1$; $\rho = 0$ kg/m³

Phantom section: TCoil Section

DASY 5 Configuration:

- Probe: AM1DV3 - 3115; Calibrated: 2021-06-01
- Sensor-Surface: 0mm (Fix Surface)
- Electronics: DAE4 Sn1428; Calibrated: 2021-04-09
- Phantom: HAC Test Arch with AMCC; Type: SD HAC P01 BA;
- DASY52 52.10.4(1527); SEMCAD X 14.6.14(7483)

T-Coil scan/General Scans/z (axial) 4.2mm 50 x 50/ABM SNR(x,y,z) (13x13x1): Measurement grid:


dx=10mm, dy=10mm

ABM1/ABM2 = 24.27 dB

ABM1 comp = -3.91 dBA/m

BWC Factor = 0.14 dB

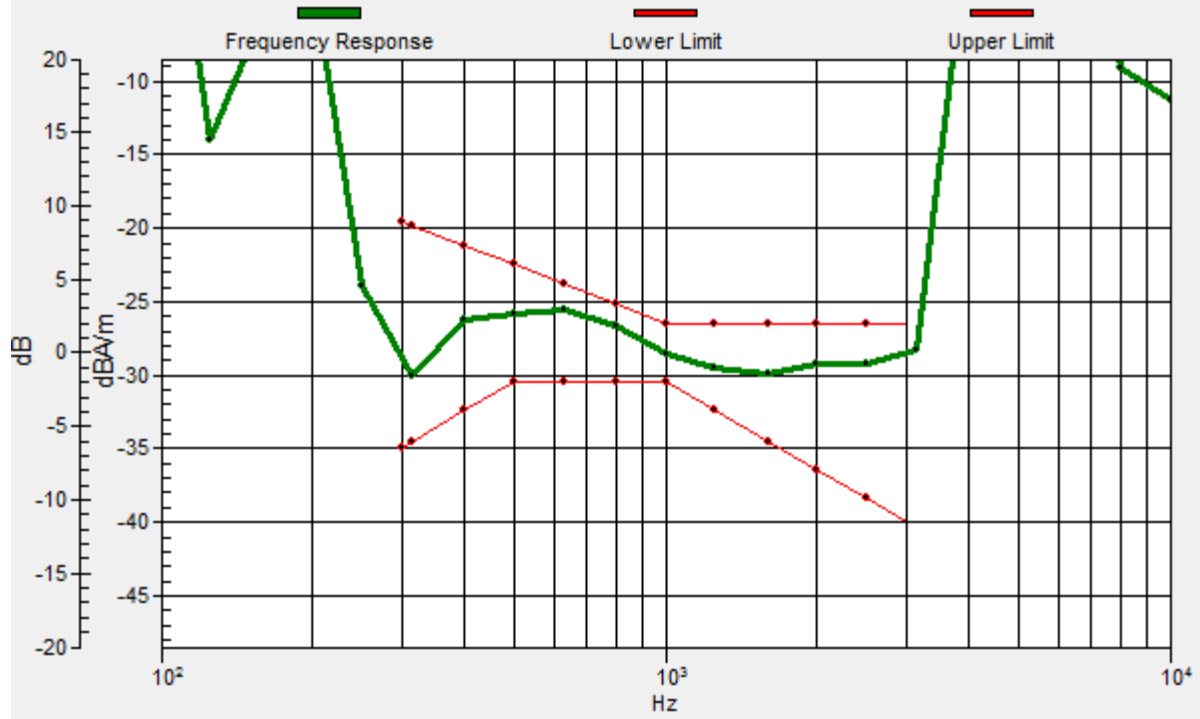
Location: -8.3, -4.2, 3.7 mm



0 dB = 16.35 = 24.27 dB

General Scans/z (axial) wideband at best S/N/ABM Freq Resp(x,y,z,f)

Loc: -8.2, -3.5, 3.7 mm Diff: 1.41dB



Test Laboratory: SGS-SAR Lab

SC3218T HAC-T-Coil-LTE Band 26 15M QPSK 75RB0 26865CH

DUT: SC3218T; Type: Smart Phone; Serial: 358476180000283

Communication System: UID 0, LTE-FDD BW 15MHz (0); Frequency: 831.5 MHz;Duty Cycle: 1:1

Medium: Air;Medium parameters used: $\sigma = 0$ S/m, $\epsilon_r = 1$; $\rho = 0$ kg/m³

Phantom section: TCoil Section

DASY 5 Configuration:

- Probe: AM1DV3 - 3115; Calibrated: 2021-06-01
- Sensor-Surface: 0mm (Fix Surface)
- Electronics: DAE4 Sn1428; Calibrated: 2021-04-09
- Phantom: HAC Test Arch with AMCC; Type: SD HAC P01 BA;
- DASY52 52.10.4(1527); SEMCAD X 14.6.14(7483)

T-Coil scan/General Scans/y (transversal) 4.2mm 50 x 50/ABM SNR(x,y,z) (13x13x1): Measurement


grid: dx=10mm, dy=10mm

ABM1/ABM2 = 23.54 dB

ABM1 comp = -4.39 dBA/m

BWC Factor = 0.14 dB

Location: 4.2, -8.3, 3.7 mm



0 dB = 15.03 = 23.54 dB

Test Laboratory: SGS-SAR Lab

SC3218T HAC-T-Coil-LTE Band 66 20M QPSK 100RB0 132322CH-WB AMR 23.85kbps

DUT: SC3218T; Type: Smart Phone; Serial: 358476180000283

Communication System: UID 0, LTE-FDD BW 20MHz (0); Frequency: 1745 MHz;Duty Cycle: 1:1

Medium: Air;Medium parameters used: $\sigma = 0$ S/m, $\epsilon_r = 1$; $\rho = 0$ kg/m³

Phantom section: TCoil Section

DASY 5 Configuration:

- Probe: AM1DV3 - 3115; Calibrated: 2021-06-01
- Sensor-Surface: 0mm (Fix Surface)
- Electronics: DAE4 Sn1428; Calibrated: 2021-04-09
- Phantom: HAC Test Arch with AMCC; Type: SD HAC P01 BA;
- DASY52 52.10.4(1527); SEMCAD X 14.6.14(7483)

T-Coil scan/General Scans/z (axial) 4.2mm 50 x 50/ABM SNR(x,y,z) (13x13x1): Measurement grid:


dx=10mm, dy=10mm

ABM1/ABM2 = 25.91 dB

ABM1 comp = 0.12 dBA/m

BWC Factor = 0.14 dB

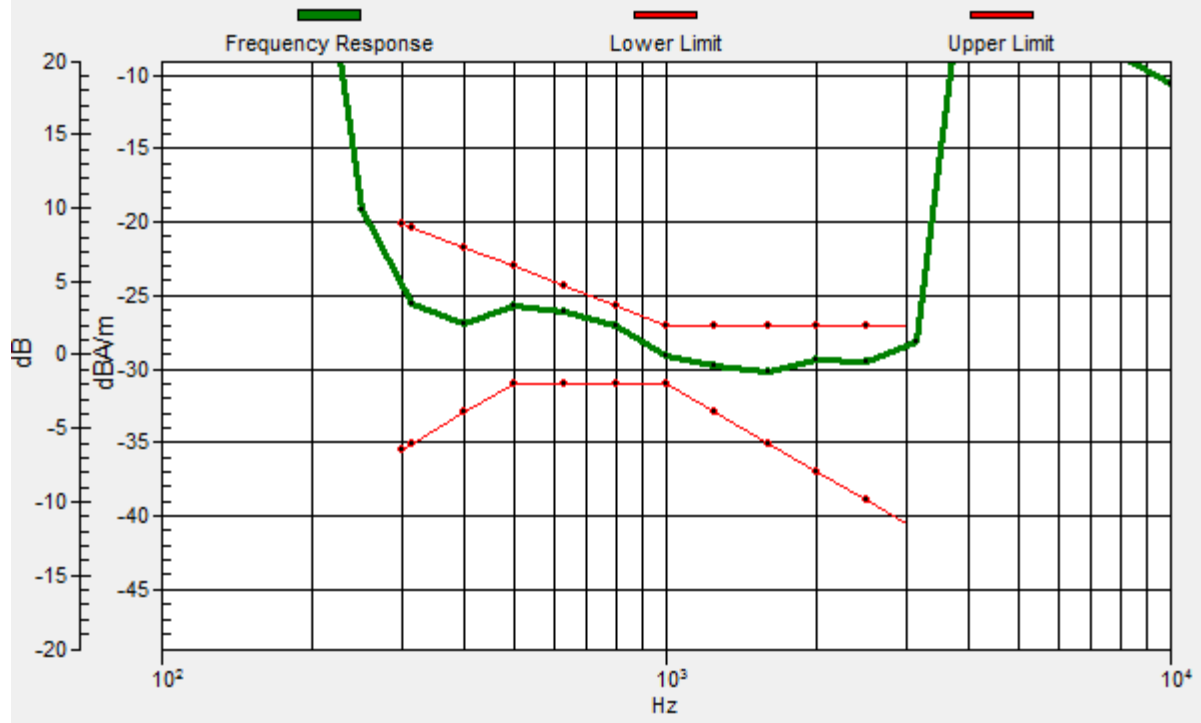
Location: 0, -8.3, 3.7 mm



0 dB = 19.74 = 25.91 dB

General Scans/z (axial) wideband at best S/N/ABM Freq Resp(x,y,z,f)

Loc: 0, -10.7, 3.7 mm Diff: 1.38dB



Test Laboratory: SGS-SAR Lab

SC3218T HAC-T-Coil-LTE Band 66 20M QPSK 100RB0 132322CH**DUT: SC3218T; Type: Smart Phone; Serial: 358476180000283**

Communication System: UID 0, LTE-FDD BW 20MHz (0); Frequency: 1745 MHz;Duty Cycle: 1:1

Medium: Air;Medium parameters used: $\sigma = 0$ S/m, $\epsilon_r = 1$; $\rho = 0$ kg/m³

Phantom section: TCoil Section

DASY 5 Configuration:

- Probe: AM1DV3 - 3115; Calibrated: 2021-06-01
- Sensor-Surface: 0mm (Fix Surface)
- Electronics: DAE4 Sn1428; Calibrated: 2021-04-09
- Phantom: HAC Test Arch with AMCC; Type: SD HAC P01 BA;
- DASY52 52.10.4(1527); SEMCAD X 14.6.14(7483)

T-Coil scan/General Scans/y (transversal) 4.2mm 50 x 50/ABM SNR(x,y,z) (13x13x1): Measurement

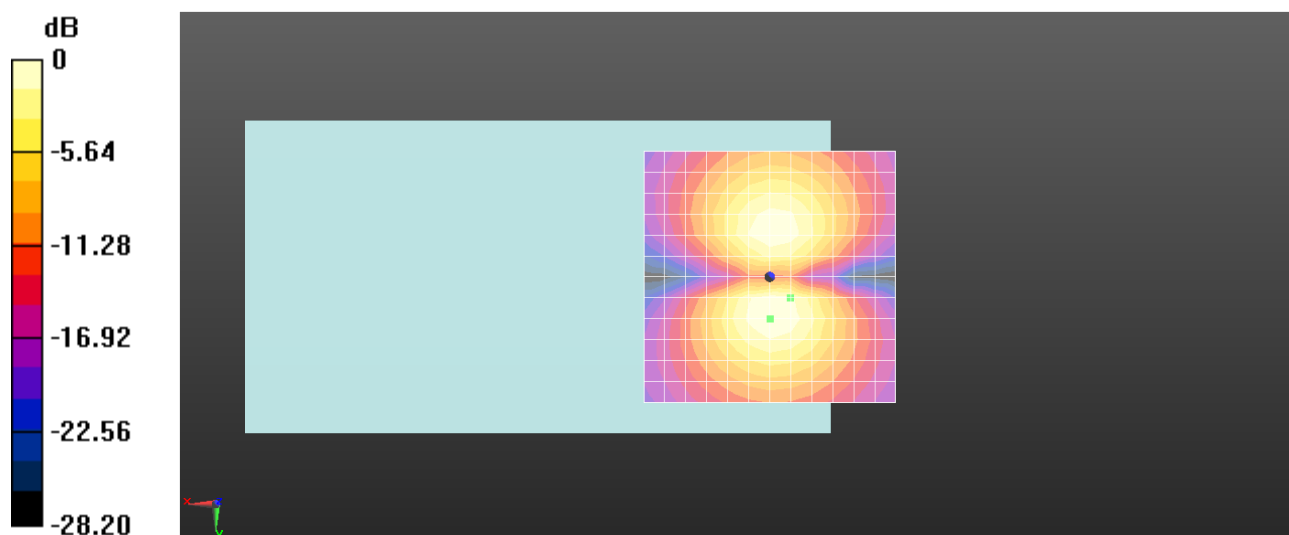
grid: dx=10mm, dy=10mm

ABM1/ABM2 = 25.39 dB

ABM1 comp = -3.73 dBA/m

BWC Factor = 0.14 dB

Location: -4.2, 4.2, 3.7 mm



0 dB = 18.61 = 25.39 dB

Test Laboratory: SGS-SAR Lab

SC3218T HAC-T-Coil-LTE Band 71 20M QPSK 100RB0 133297CH

DUT: SC3218T; Type: Smart Phone; Serial: 358476180000283

Communication System: UID 0, LTE-FDD BW 20MHz (0); Frequency: 680.5 MHz;Duty Cycle: 1:1

Medium: Air;Medium parameters used: $\sigma = 0$ S/m, $\epsilon_r = 1$; $\rho = 0$ kg/m³

Phantom section: TCoil Section

DASY 5 Configuration:

- Probe: AM1DV3 - 3115; Calibrated: 2021-06-01
- Sensor-Surface: 0mm (Fix Surface)
- Electronics: DAE4 Sn1428; Calibrated: 2021-04-09
- Phantom: HAC Test Arch with AMCC; Type: SD HAC P01 BA;
- DASY52 52.10.4(1527); SEMCAD X 14.6.14(7483)

T-Coil scan/General Scans/z (axial) 4.2mm 50 x 50/ABM SNR(x,y,z) (13x13x1): Measurement grid:


dx=10mm, dy=10mm

ABM1/ABM2 = 25.09 dB

ABM1 comp = 3.95 dBA/m

BWC Factor = 0.14 dB

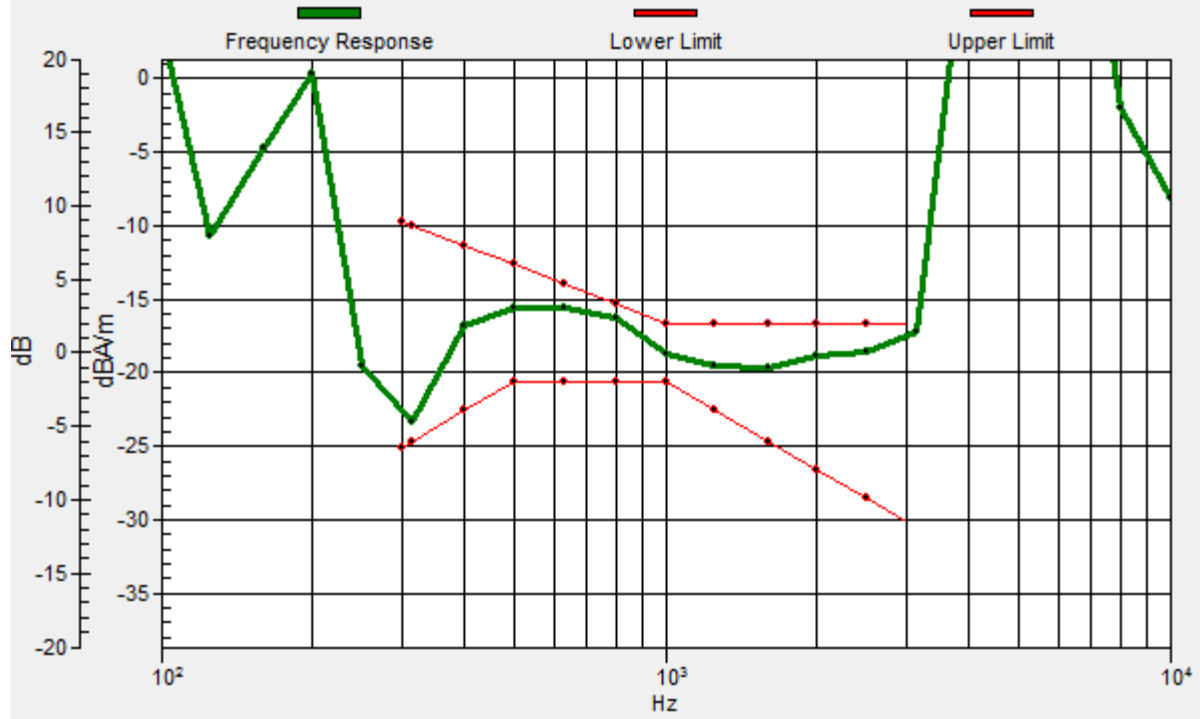
Location: -4.2, 0, 3.7 mm



0 dB = 17.97 = 25.09 dB

General Scans/z (axial) wideband at best S/N/ABM Freq Resp(x,y,z,f)

Loc: -1.8, 0, 3.7 mm Diff: 0.9dB



Test Laboratory: SGS-SAR Lab

SC3218T HAC-T-Coil-LTE Band 71 20M QPSK 100RB0 133297CH

DUT: SC3218T; Type: Smart Phone; Serial: 358476180000283

Communication System: UID 0, LTE-FDD BW 20MHz (0); Frequency: 680.5 MHz;Duty Cycle: 1:1

Medium: Air;Medium parameters used: $\sigma = 0$ S/m, $\epsilon_r = 1$; $\rho = 0$ kg/m³

Phantom section: TCoil Section

DASY 5 Configuration:

- Probe: AM1DV3 - 3115; Calibrated: 2021-06-01
- Sensor-Surface: 0mm (Fix Surface)
- Electronics: DAE4 Sn1428; Calibrated: 2021-04-09
- Phantom: HAC Test Arch with AMCC; Type: SD HAC P01 BA;
- DASY52 52.10.4(1527); SEMCAD X 14.6.14(7483)

T-Coil scan/General Scans/y (transversal) 4.2mm 50 x 50/ABM SNR(x,y,z) (13x13x1): Measurement

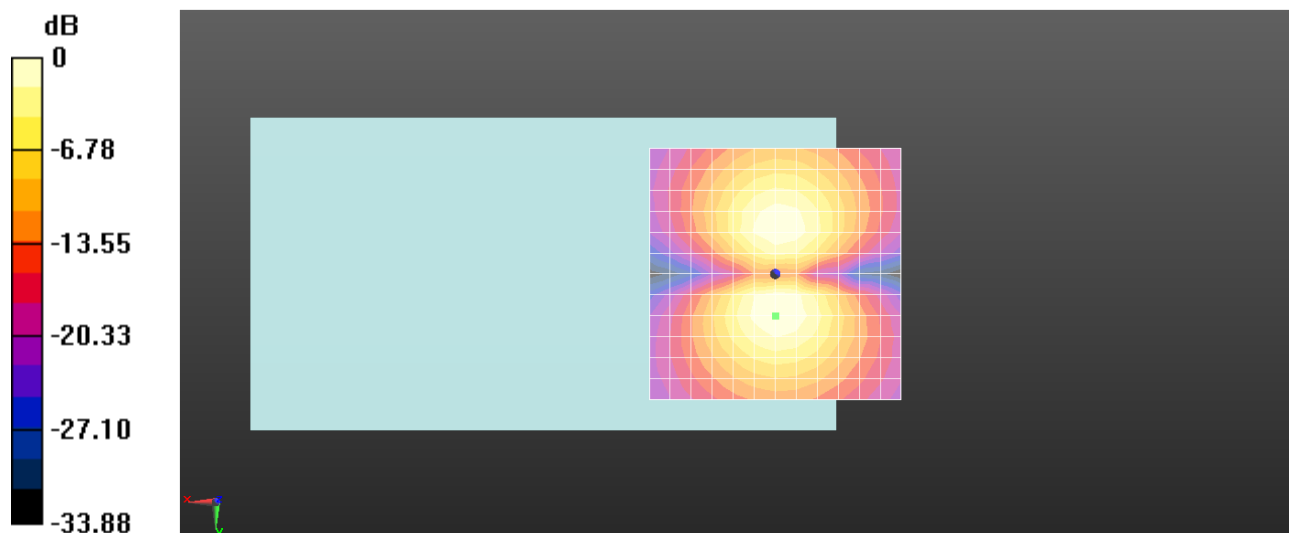
grid: dx=10mm, dy=10mm

ABM1/ABM2 = 24.94 dB

ABM1 comp = -1.79 dBA/m

BWC Factor = 0.14 dB

Location: 0, 8.3, 3.7 mm



0 dB = 17.67 = 24.94 dB

Test Laboratory: SGS-SAR Lab

SC3218T HAC-T-Coil-LTE Band 41 20M QPSK 1RB0 40620CH-WB EVS 5.9kbps

DUT: SC3218T; Type: Smart Phone; Serial: 358476180000283

Communication System: UID 0, LTE-TDD BW 20MHz (0); Frequency: 2593 MHz;Duty Cycle: 1:1.57906

Medium: Air;Medium parameters used: $\sigma = 0$ S/m, $\epsilon_r = 1$; $\rho = 0$ kg/m³

Phantom section: TCoil Section

DASY 5 Configuration:

- Probe: AM1DV3 - 3115; Calibrated: 2021-06-01
- Sensor-Surface: 0mm (Fix Surface)
- Electronics: DAE4 Sn1428; Calibrated: 2021-04-09
- Phantom: HAC Test Arch with AMCC; Type: SD HAC P01 BA;
- DASY52 52.10.4(1527); SEMCAD X 14.6.14(7483)

T-Coil scan/General Scans/z (axial) 4.2mm 50 x 50/ABM SNR(x,y,z) (13x13x1): Measurement grid:


dx=10mm, dy=10mm

ABM1/ABM2 = 24.54 dB

ABM1 comp = -0.30 dBA/m

BWC Factor = 1.44 dB

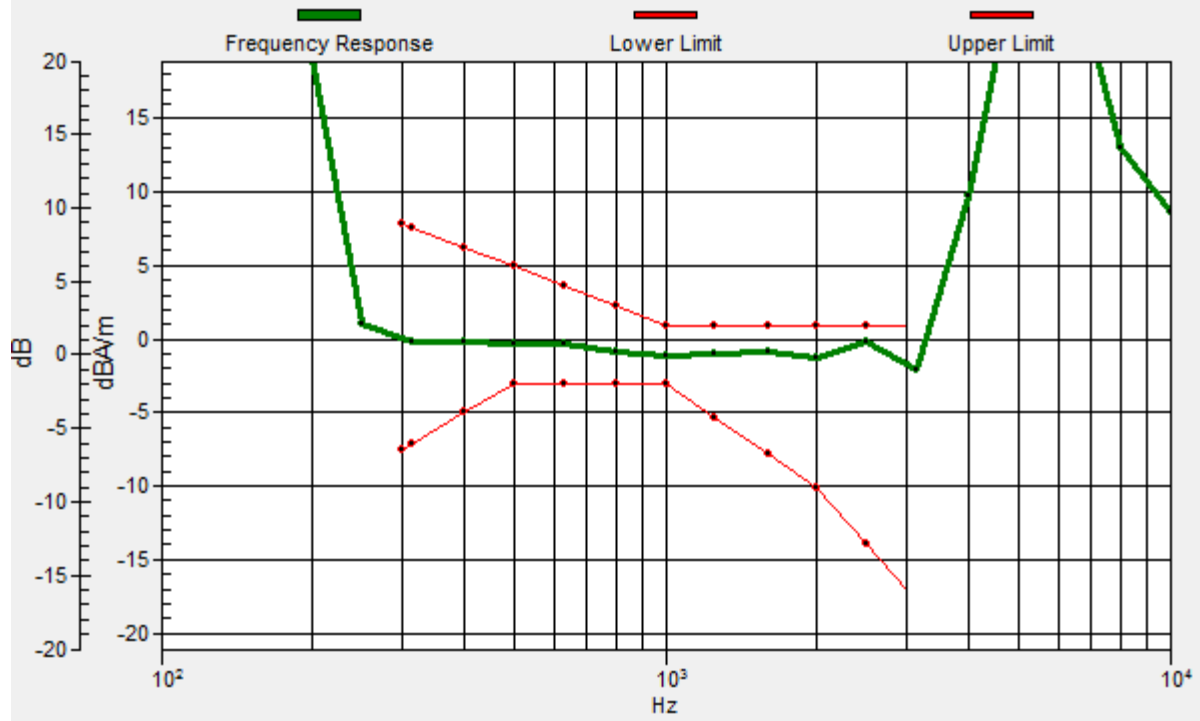
Location: 0, 4.2, 3.7 mm



0 dB = 16.87 = 24.54 dB

General Scans/z (axial) wideband at best S/N/ABM Freq Resp(x,y,z,f)

Loc: -0.1, 3.8, 3.7 mm Diff: 1.05dB



Test Laboratory: SGS-SAR Lab

SC3218T HAC-T-Coil-LTE Band 41 20M QPSK 1RB0 40620CH**DUT: SC3218T; Type: Smart Phone; Serial: 358476180000283**

Communication System: UID 0, LTE-TDD BW 20MHz (0); Frequency: 2593 MHz;Duty Cycle: 1:1.57906

Medium: Air;Medium parameters used: $\sigma = 0$ S/m, $\epsilon_r = 1$; $\rho = 0$ kg/m³

Phantom section: TCoil Section

DASY 5 Configuration:

- Probe: AM1DV3 - 3115; Calibrated: 2021-06-01
- Sensor-Surface: 0mm (Fix Surface)
- Electronics: DAE4 Sn1428; Calibrated: 2021-04-09
- Phantom: HAC Test Arch with AMCC; Type: SD HAC P01 BA;
- DASY52 52.10.4(1527); SEMCAD X 14.6.14(7483)

T-Coil scan/General Scans/y (transversal) 4.2mm 50 x 50/ABM SNR(x,y,z) (13x13x1): Measurement

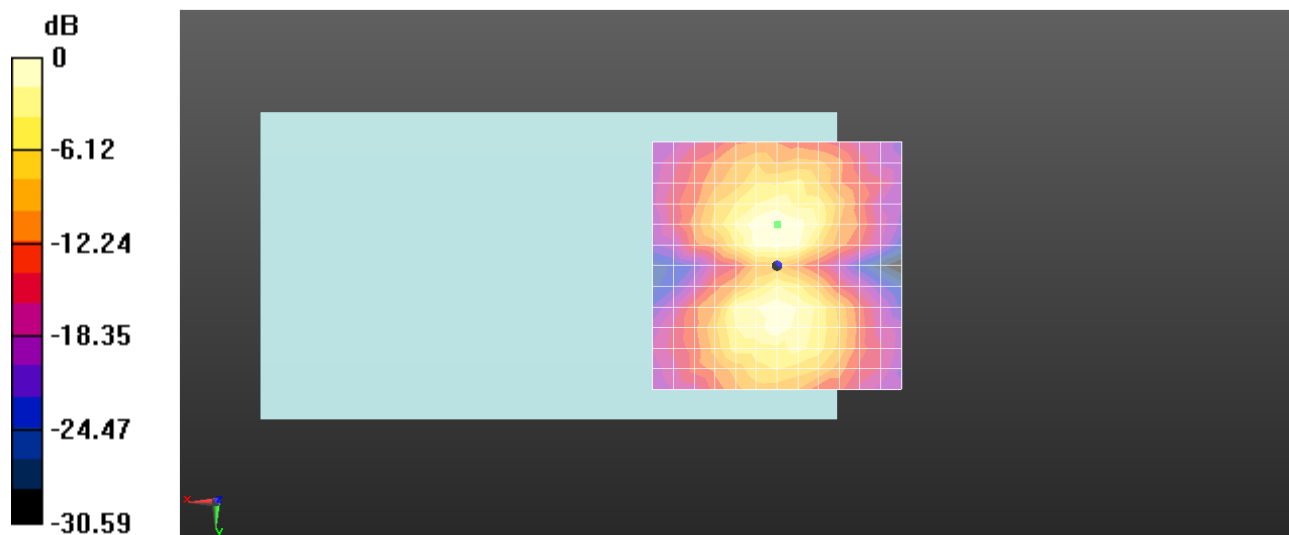
grid: dx=10mm, dy=10mm

ABM1/ABM2 = 23.24 dB

ABM1 comp = -8.05 dBA/m

BWC Factor = 1.44 dB

Location: 0, -8.3, 3.7 mm



0 dB = 14.52 = 23.24 dB