

FCC SAR TEST REPORT

Application No.: XEWM2203000061RG
Applicant: Great Talent Technology Limited
Manufacturer: Great Talent Technology Limited
Product Name: feature phone
Model No.(EUT): SC3218B
Trade Mark: SCHOK
FCC ID: 2ALZM-SC3218B
Standards: FCC 47CFR §2.1093
Date of Receipt: 2021-11-09
Date of Test: 2021-11-17 to 2021-12-24
Date of Issue: 2022-03-16
Test conclusion: **PASS ***

* In the configuration tested, the EUT detailed in this report complied with the standards specified above.

Authorized Signature:

Pantu Sun

Wireless Laboratory Manager



Unless otherwise agreed in writing, this document is issued by the Company subject to its General Conditions of Service printed overleaf, available on request or accessible at <http://www.sgs.com/en/Terms-and-Conditions.aspx> and, for electronic format documents, subject to Terms and Conditions for Electronic Documents at <http://www.sgs.com/en/Terms-and-Conditions/Terms-e-Documents.aspx>. Attention is drawn to the limitation of liability, indemnification and jurisdiction issues defined therein. Any holder of this document is advised that information contained hereon reflects the Company's findings at the time of its intervention only and within the limits of Client's instructions, if any. The Company's sole responsibility is to its Client and this document does not exonerate parties to a transaction from exercising all their rights and obligations under the transaction documents. This document cannot be reproduced except in full, without prior written approval of the Company. Any unauthorized alteration, forgery or falsification of the content or appearance of this document is unlawful and offenders may be prosecuted to the fullest extent of the law. Unless otherwise stated the results shown in this test report refer only to the sample(s) tested and such sample(s) are retained for 30 days only.
Attention: To check the authenticity of testing /inspection report & certificate, please contact us at telephone: (86-755) 8307 1443, or email: CN.Doccheck@sgs.com

South of No. 6 Plant, No. 1, Runsheng Road, Suzhou Industrial Park, Suzhou Area, China (Jiangsu) Pilot Free Trade Zone 215000
中国·苏州·中国(江苏)自由贸易试验区苏州片区苏州工业园区润胜路1号的6号厂房南面 邮编: 215000

t (86-512) 62992980 www.sgs.com.cn
t (86-512) 62992980 sgs.china@sgs.com

REVISION HISTORY

Report Number	Revision	Description	Issue Date
XEWM2203000061RG06	01	Original	2022-03-16



Unless otherwise agreed in writing, this document is issued by the Company subject to its General Conditions of Service printed overleaf, available on request or accessible at <http://www.sgs.com/en/Terms-and-Conditions.aspx> and, for electronic format documents, subject to Terms and Conditions for Electronic Documents at <http://www.sgs.com/en/Terms-and-Conditions/Terms-e-Documents.aspx>. Attention is drawn to the limitation of liability, indemnification and jurisdiction issues defined therein. Any holder of this document is advised that information contained hereon reflects the Company's findings at the time of its intervention only and within the limits of Client's instructions, if any. The Company's sole responsibility is to its Client and this document does not exonerate parties to a transaction from exercising all their rights and obligations under the transaction documents. This document cannot be reproduced except in full, without prior written approval of the Company. Any unauthorized alteration, forgery or falsification of the content or appearance of this document is unlawful and offenders may be prosecuted to the fullest extent of the law. Unless otherwise stated the results shown in this test report refer only to the sample(s) tested and such sample(s) are retained for 30 days only.

Attention: To check the authenticity of testing / inspection report & certificate, please contact us at telephone: (86-755) 8307 1443, or email: CN.Doccheck@sgs.com

South of No. 6 Plant, No. 1, Runsheng Road, Suzhou Industrial Park, Suzhou Area, China (Jiangsu) Pilot Free Trade Zone 215000 t (86-512) 62992980 www.sgs.com.cn
 中国·苏州·中国(江苏)自由贸易试验区苏州片区苏州工业园区润胜路1号的6号厂房南面 邮编: 215000 t (86-512) 62992980 sgs.china@sgs.com

TEST SUMMARY

Frequency Band	Maximum Reported SAR(W/kg)		
	Head	Body-worn	Hotspot
GSM850	0.14	0.67	1.11
GSM1900	0.11	0.47	1.24
WCDMA Band II	0.12	0.88	1.27
WCDMA Band IV	0.17	0.60	1.29
LTE Band 12	<0.10	0.50	0.70
LTE Band 2/25	<0.10	0.54	1.03
LTE Band 5/26	0.26	0.53	0.65
LTE Band 41	<0.10	0.68	1.36
LTE Band 4/66	0.10	0.63	1.27
LTE Band 71	<0.10	0.28	0.43
WI-FI (2.4GHz)	0.10	0.14	0.35
BT	<0.10	<0.10	<0.10
SAR Limited(W/kg)	1.6		
Maximum Simultaneous Transmission SAR (W/kg)			
Scenario	Head	Body-worn	Hotspot
Sum SAR	0.36	1.02	1.59
SPLSR	N/A	N/A	N/A
SPLSR Limited	0.04		

Note:

1) The Simultaneous transmission SAR is the same test position of the WWAN antenna + WiFi/BT antenna.
 2) According to TCB workshop October,2014 RF Exposure Procedures Update(Overlapping LTE Bands), When the supported frequency range of an LTE Band falls completely within an LTE band with a larger transmission frequency range, both LTE bands have the same target power (or the band with the larger transmission frequency range has a higher target power), and both LTE bands share the same transmission path and signal characteristics, SAR was only assessed for the band with the larger transmission frequency range. For This device, LTE band 2/4/5 SAR test was covered by Band 25/66/26.

Reviewed by

Well Wei

Well Wei

Prepared by

Nature Shen

Nature Shen



CONTENTS

1	GENERAL INFORMATION	6
1.1	DETAILS OF CLIENT	6
1.2	TEST LOCATION	6
1.3	TEST FACILITY	7
1.4	GENERAL DESCRIPTION OF EUT	8
1.4.1	DUT Antenna Locations(Back View)	10
1.5	TEST SPECIFICATION	12
1.6	RF EXPOSURE LIMITS	13
2	LABORATORY ENVIRONMENT	14
3	SAR MEASUREMENTS SYSTEM CONFIGURATION	15
3.1	THE SAR MEASUREMENT SYSTEM	15
3.2	ISOTROPIC E-FIELD PROBE EX3DV4	16
3.3	DATA ACQUISITION ELECTRONICS (DAE)	17
3.4	SAM TWIN PHANTOM	17
3.5	ELI PHANTOM	18
3.6	DEVICE HOLDER FOR TRANSMITTERS	19
3.7	MEASUREMENT PROCEDURE	20
3.7.1	Scanning procedure	20
3.7.2	Data Storage	22
3.7.3	Data Evaluation by SEMCAD	22
4	SAR MEASUREMENT VARIABILITY AND UNCERTAINTY	24
4.1	SAR MEASUREMENT VARIABILITY	24
4.2	SAR MEASUREMENT UNCERTAINTY	24
5	DESCRIPTION OF TEST POSITION	25
5.1	HEAD EXPOSURE CONDITION	25
5.1.1	SAM Phantom Shape	25
5.1.2	EUT constructions	26
5.1.3	Definition of the "cheek" position	26
5.1.4	Definition of the "tilted" position	27
5.2	BODY EXPOSURE CONDITION	28
5.2.1	Body-worn accessory exposure conditions	28
5.2.2	Wireless Router exposure conditions	29
6	SAR SYSTEM VERIFICATION PROCEDURE	30
6.1	TISSUE SIMULATE LIQUID	30
6.1.1	Recipes for Tissue Simulate Liquid	30
6.1.2	Measurement for Tissue Simulate Liquid	31
6.2	SAR SYSTEM CHECK	32
6.2.1	Justification for Extended SAR Dipole Calibrations	33
6.2.2	Summary System Check Result(s)	34
6.2.3	Detailed System Check Results	34
7	TEST CONFIGURATION	35



Unless otherwise agreed in writing, this document is issued by the Company subject to its General Conditions of Service printed overleaf, available on request or accessible at <http://www.sgs.com/en/Terms-and-Conditions.aspx> and, for electronic format documents, subject to Terms and Conditions for Electronic Documents at <http://www.sgs.com/en/Terms-and-Conditions/Terms-e-Documents.aspx>. Attention is drawn to the limitation of liability, indemnification and jurisdiction issues defined therein. Any holder of this document is advised that information contained hereon reflects the Company's findings at the time of its intervention only and within the limits of Client's instructions, if any. The Company's sole responsibility is to its Client and this document does not exonerate parties to a transaction from exercising all their rights and obligations under the transaction documents. This document cannot be reproduced except in full, without prior written approval of the Company. Any unauthorized alteration, forgery or falsification of the content or appearance of this document is unlawful and offenders may be prosecuted to the fullest extent of the law. Unless otherwise stated the results shown in this test report refer only to the sample(s) tested and such sample(s) are retained for 30 days only.

Attention: To check the authenticity of testing/inspection report & certificate, please contact us at telephone: (86-755) 8307 1443, or email: CN.Doccheck@sgs.com

South of No. 6 Plant, No. 1, Runsheng Road, Suzhou Industrial Park, Suzhou Area, China (Jiangsu) Pilot Free Trade Zone 215000 t (86-512) 62992980 www.sgs.com.cn
 中国·苏州·中国(江苏)自由贸易试验区苏州片区苏州工业园区润胜路1号的6号厂房南部 邮编: 215000 t (86-512) 62992980 sgs.china@sgs.com

7.1 3G SAR TEST REDUCTION PROCEDURE.....35

7.2 OPERATION CONFIGURATIONS35

 7.2.1 GSM Test Configuration.....35

 7.2.2 WCDMA Test Configuration.....36

 7.2.3 WiFi Test Configuration.....43

 7.2.4 LTE Test Configuration.....47

8 TEST RESULT50

8.1 MEASUREMENT OF RF CONDUCTED POWER.....50

 8.1.1 Conducted Power of GSM.....50

 8.1.2 Conducted Power of WCDMA.....51

 8.1.3 Conducted Power of LTE.....52

 8.1.4 Conducted Power of WIFI.....76

 8.1.5 Conducted Power of BT.....77

8.2 MEASUREMENT OF SAR DATA.....78

 8.2.1 SAR Result of GSM850.....79

 8.2.2 SAR Result of GSM1900.....80

 8.2.3 SAR Result of WCDMA Band II.....81

 8.2.4 SAR Result of WCDMA Band IV.....82

 8.2.5 SAR Result of LTE Band 12.....83

 8.2.6 SAR Result of LTE Band 25.....84

 8.2.7 SAR Result of LTE Band 26.....86

 8.2.8 SAR Result of LTE Band 41.....87

 8.2.9 SAR Result of LTE Band 66.....89

 8.2.10 SAR Result of LTE Band 71.....91

 8.2.11 SAR Result of WIFI 2.4G.....92

 8.2.12 SAR Result of BT.....93

8.3 LTE BAND 41 POWER CLASS 2 AND POWER CLASS 3 LINEARITY94

8.4 MULTIPLE TRANSMITTER EVALUATION95

 8.4.1 Simultaneous SAR SAR test evaluation.....95

 8.4.2 Simultaneous Transmission SAR Summation Scenario.....96

9 EQUIPMENT LIST99

10 CALIBRATION CERTIFICATE.....100

11 PHOTOGRAPHS100

APPENDIX A: DETAILED SYSTEM CHECK RESULTS.....100

APPENDIX B: DETAILED TEST RESULTS100

APPENDIX C: CALIBRATION CERTIFICATE100

APPENDIX D: PHOTOGRAPHS100



Unless otherwise agreed in writing, this document is issued by the Company subject to its General Conditions of Service printed overleaf, available on request or accessible at <http://www.sgs.com/en/Terms-and-Conditions.aspx> and, for electronic format documents, subject to Terms and Conditions for Electronic Documents at <http://www.sgs.com/en/Terms-and-Conditions/Terms-e-Documents.aspx>. Attention is drawn to the limitation of liability, indemnification and jurisdiction issues defined therein. Any holder of this document is advised that information contained hereon reflects the Company's findings at the time of its intervention only and within the limits of Client's instructions, if any. The Company's sole responsibility is to its Client and this document does not exonerate parties to a transaction from exercising all their rights and obligations under the transaction documents. This document cannot be reproduced except in full, without prior written approval of the Company. Any unauthorized alteration, forgery or falsification of the content or appearance of this document is unlawful and offenders may be prosecuted to the fullest extent of the law. Unless otherwise stated the results shown in this test report refer only to the sample(s) tested and such sample(s) are retained for 30 days only.

Attention: To check the authenticity of testing /inspection report & certificate, please contact us at telephone: (86-755) 8307 1443, or email: CN.Doccheck@sgs.com

South of No. 6 Plant, No. 1, Runsheng Road, Suzhou Industrial Park, Suzhou Area, China (Jiangsu) Pilot Free Trade Zone 215000 t (86-512) 62992980 www.sgs.com.cn
 中国·苏州·中国(江苏)自由贸易试验区苏州片区苏州工业园区润胜路1号的6号厂房南楼 邮编: 215000 t (86-512) 62992980 sgs.china@sgs.com

1 General Information

1.1 Details of Client

Applicant:	Great Talent Technology Limited
Address:	35F,HBC HuiLong Center Building-II Minzhi Street,Longhua, Shenzhen, P.R. China
Manufacturer:	Great Talent Technology Limited
Address:	35F,HBC HuiLong Center Building-II Minzhi Street,Longhua, Shenzhen, P.R. China

1.2 Test Location

Company:	SGS-CSTC Standards Technical Services (Suzhou) Co., Ltd.
Address:	South of No. 6 Plant, No. 1, Runsheng Road, Suzhou Industrial Park, Suzhou Area, China (Jiangsu) Pilot Free Trade Zone
Post code:	215000
Test Engineer:	Nature Shen, KING-P li



Unless otherwise agreed in writing, this document is issued by the Company subject to its General Conditions of Service printed overleaf, available on request or accessible at <http://www.sgs.com/en/Terms-and-Conditions.aspx> and, for electronic format documents, subject to Terms and Conditions for Electronic Documents at <http://www.sgs.com/en/Terms-and-Conditions/Terms-e-Document.aspx>. Attention is drawn to the limitation of liability, indemnification and jurisdiction issues defined therein. Any holder of this document is advised that information contained hereon reflects the Company's findings at the time of its intervention only and within the limits of Client's instructions, if any. The Company's sole responsibility is to its Client and this document does not exonerate parties to a transaction from exercising all their rights and obligations under the transaction documents. This document cannot be reproduced except in full, without prior written approval of the Company. Any unauthorized alteration, forgery or falsification of the content or appearance of this document is unlawful and offenders may be prosecuted to the fullest extent of the law. Unless otherwise stated the results shown in this test report refer only to the sample(s) tested and such sample(s) are retained for 30 days only.

Attention: To check the authenticity of testing /inspection report & certificate, please contact us at telephone: (86-755) 8307 1443, or email: CN.Doccheck@sgs.com

South of No. 6 Plant, No. 1, Runsheng Road, Suzhou Industrial Park, Suzhou Area, China (Jiangsu) Pilot Free Trade Zone 215000 t (86-512) 62992980 www.sgsgroup.com.cn
 中国·苏州·中国(江苏)自由贸易试验区苏州片区苏州工业园区湖胜路1号的6号厂房南面 邮编: 215000 t (86-512) 62992980 sgs.china@sgs.com

1.3 Test Facility

The test facility is recognized, certified, or accredited by the following organizations:

• **A2LA (Certificate No. 6336.01)**

SGS-CSTC STANDARDS TECHNICAL SERVICES (SUZHOU) CO., LTD. is accredited by the American Association for Laboratory Accreditation(A2LA). Certificate No. 6336.01.

• **Innovation, Science and Economic Development Canada**

SGS-CSTC STANDARDS TECHNICAL SERVICES (SUZHOU) CO., LTD. has been recognized by ISED as an accredited testing laboratory.

CAB identifier: CN0120.

IC#: 27594.

• **FCC –Designation Number: CN1312**

SGS-CSTC STANDARDS TECHNICAL SERVICES (SUZHOU) CO., LTD. has been recognized as an accredited testing laboratory.

Designation Number: CN1312.

Test Firm Registration Number: 717327



Unless otherwise agreed in writing, this document is issued by the Company subject to its General Conditions of Service printed overleaf, available on request or accessible at <http://www.sgs.com/en/Terms-and-Conditions.aspx> and, for electronic format documents, subject to Terms and Conditions for Electronic Documents at <http://www.sgs.com/en/Terms-and-Conditions/Terms-e-Documents.aspx>. Attention is drawn to the limitation of liability, indemnification and jurisdiction issues defined therein. Any holder of this document is advised that information contained hereon reflects the Company's findings at the time of its intervention only and within the limits of Client's instructions, if any. The Company's sole responsibility is to its Client and this document does not exonerate parties to a transaction from exercising all their rights and obligations under the transaction documents. This document cannot be reproduced except in full, without prior written approval of the Company. Any unauthorized alteration, forgery or falsification of the content or appearance of this document is unlawful and offenders may be prosecuted to the fullest extent of the law. Unless otherwise stated the results shown in this test report refer only to the sample(s) tested and such sample(s) are retained for 30 days only.

Attention: To check the authenticity of testing /inspection report & certificate, please contact us at telephone: (86-755) 8307 1443, or email: CN.Doccheck@sgs.com

South of No. 6 Plant, No. 1, Runsheng Road, Suzhou Industrial Park, Suzhou Area, China (Jiangsu) Pilot Free Trade Zone 215000 t (86-512) 62992980 www.sgsgroup.com.cn
 中国·苏州·中国(江苏)自由贸易试验区苏州片区苏州工业园区润胜路1号的6号厂房南面 邮编: 215000 t (86-512) 62992980 sgs.china@sgs.com

1.4 General Description of EUT

Device Type :	portable device		
Exposure Category:	uncontrolled environment / general population		
Product Name:	feature phone		
Model No.(EUT):	SC3218B		
FCC ID:	2ALZM-SC3218B		
Trade Mark:	SCHOK		
Product Phase:	Identical Prototype		
IMEI:	358476180003964/358476180003824		
Hardware Version:	Q3203_V1.0		
Software Version:	SC3218T_V1.0.0		
Antenna Type:	Integrated		
Device Operating Configurations :			
Modulation Mode:	GSM: GMSK, 8PSK; WCDMA: QPSK, 16QAM(HSPA+); LTE: QPSK, 16QAM WIFI: DSSS, OFDM; BT: GFSK, π/4DQPSK, 8DPSK		
Device Class:	B		
GPRS Multi-slots Class:	33	EGPRS Multi-slots Class:	33
HSDPA UE Category:	24	HSUPA UE Category	7
DC-HSDPA UE Category:	24		
Power Class	4, tested with power level 5(GSM850)		
	1, tested with power level 0(GSM1900)		
	3, tested with power control "all 1"(WCDMA Band)		
	3, tested with power control Max Power(LTE Band)		
Frequency Bands:	Band	Tx (MHz)	Rx (MHz)
	GSM850	824~849	869~894
	GSM1900	1850~1910	1930~1990
	WCDMA Band II	1850~1910	1930~1990
	WCDMA Band IV	1710~1755	2110~2155
	LTE Band 2	1850~1910	1930~1990
	LTE Band 4	1710~1755	2110~2155
	LTE Band 5	824~849	869~894
	LTE Band 12	699~716	729~746
	LTE Band 25	1850~1915	1930~1995
	LTE Band 26	814~849	859~894
	LTE Band 41 (Class 2/3)	2496~2690	2496~2690
	LTE Band 66	1710~1780	2110~2200
	LTE Band 71	663~698	617~652
	Bluetooth	2402~2480	2402~2480
Wi-Fi 2.4G	2412~2462	2412~2462	
RF Cable:	<input checked="" type="checkbox"/> Provided by the applicant <input type="checkbox"/> Provided by the laboratory		



Unless otherwise agreed in writing, this document is issued by the Company subject to its General Conditions of Service printed overleaf, available on request or accessible at <http://www.sgs.com/en/Terms-and-Conditions.aspx> and, for electronic format documents, subject to Terms and Conditions for Electronic Documents at <http://www.sgs.com/en/Terms-and-Conditions/Terms-e-Documents.aspx>. Attention is drawn to the limitation of liability, indemnification and jurisdiction issues defined therein. Any holder of this document is advised that information contained hereon reflects the Company's findings at the time of its intervention only and within the limits of Client's instructions, if any. The Company's sole responsibility is to its Client and this document does not exonerate parties to a transaction from exercising all their rights and obligations under the transaction documents. This document cannot be reproduced except in full, without prior written approval of the Company. Any unauthorized alteration, forgery or falsification of the content or appearance of this document is unlawful and offenders may be prosecuted to the fullest extent of the law. Unless otherwise stated the results shown in this test report refer only to the sample(s) tested and such sample(s) are retained for 30 days only.

Attention: To check the authenticity of testing / inspection report & certificate, please contact us at telephone: (86-755) 8307 1443, or email: CN.Doccheck@sgs.com

South of No. 6 Plant, No. 1, Runsheng Road, Suzhou Industrial Park, Suzhou Area, China (Jiangsu) Pilot Free Trade Zone 215000 t (86-512) 62992980 www.sgsgroup.com.cn
 中国·苏州·中国(江苏)自由贸易试验区苏州片区苏州工业园区润胜路1号的6号厂房南楼 邮编: 215000 t (86-512) 62992980 sgs.china@sgs.com

Report No.: XEWM2203000061RG06
 Rev.: 01
 Page: 9 of 100

Battery Information:	Model:	SB2000
	Normal Voltage:	3.8V
	Rated capacity:	3000mAh
	Manufacturer:	Phenix New Energy (Huizhou) Co., Ltd.

Remark:

This test report (Report No.: XEWM2203000061RG06) is based on the original test report (Report No.: SUZR/2021/8005306). Review this report and original report, this report just changing the parts according to the declaration letter from client. Therefore, in this report all test data share the same test data on the previous report with Report No. SUZR/2021/8005306.

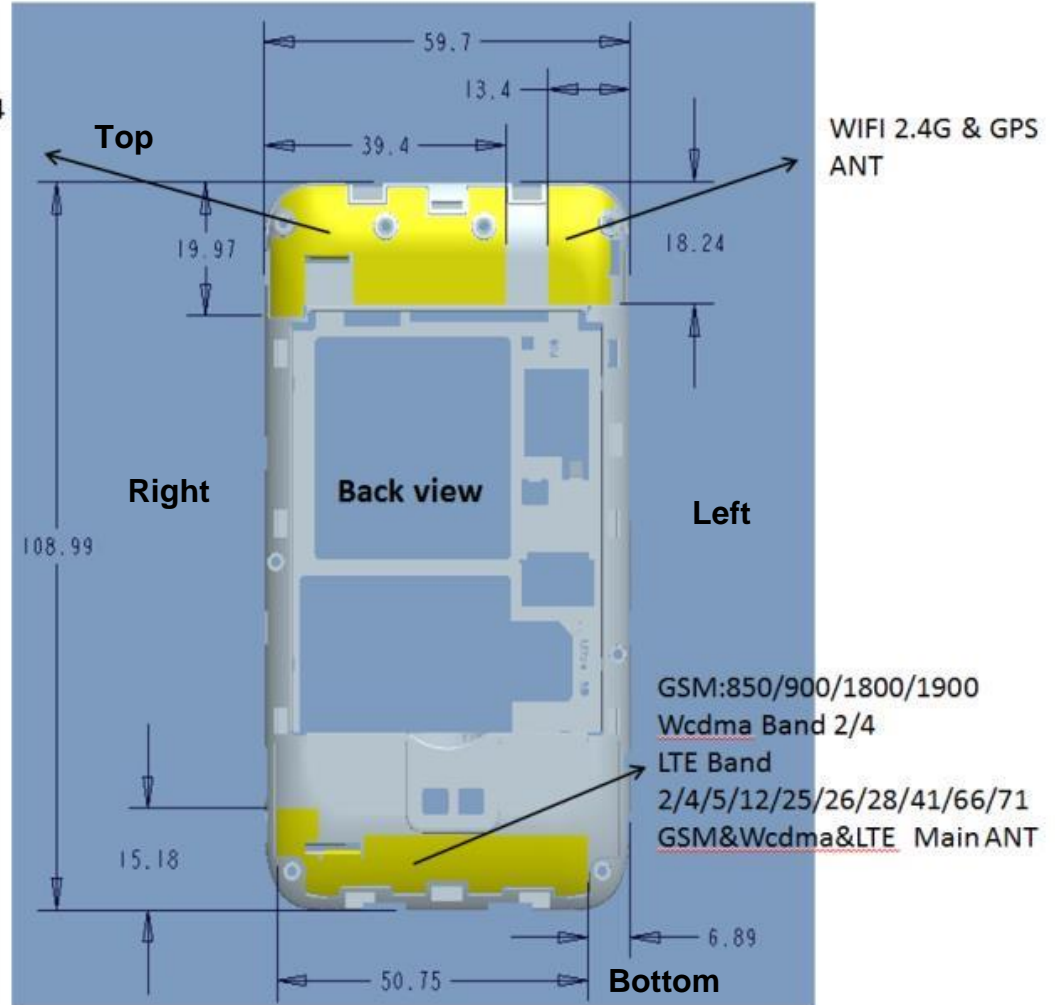


Unless otherwise agreed in writing, this document is issued by the Company subject to its General Conditions of Service printed overleaf, available on request or accessible at <http://www.sgs.com/en/Terms-and-Conditions.aspx> and, for electronic format documents, subject to Terms and Conditions for Electronic Documents at <http://www.sgs.com/en/Terms-and-Conditions/Terms-e-Document.aspx>. Attention is drawn to the limitation of liability, indemnification and jurisdiction issues defined therein. Any holder of this document is advised that information contained hereon reflects the Company's findings at the time of its intervention only and within the limits of Client's instructions, if any. The Company's sole responsibility is to its Client and this document does not exonerate parties to a transaction from exercising all their rights and obligations under the transaction documents. This document cannot be reproduced except in full, without prior written approval of the Company. Any unauthorized alteration, forgery or falsification of the content or appearance of this document is unlawful and offenders may be prosecuted to the fullest extent of the law. Unless otherwise stated the results shown in this test report refer only to the sample(s) tested and such sample(s) are retained for 30 days only.
Attention: To check the authenticity of testing /inspection report & certificate, please contact us at telephone: (86-755) 8307 1443, or email: CN.Doccheck@sgs.com

South of No. 6 Plant, No. 1, Runsheng Road, Suzhou Industrial Park, Suzhou Area, China (Jiangsu) Pilot Free Trade Zone 215000 t (86-512) 62992980 www.sgsgroup.com.cn
 中国·苏州·中国(江苏)自由贸易试验区苏州片区苏州工业园区润胜路1号的6号厂房南面 邮编: 215000 t (86-512) 62992980 sgs.china@sgs.com

1.4.1 DUT Antenna Locations(Back View)

Wcdma Band 2/4
 LTE Band
 2/4/5/12/25/26/28/4
 1/66/71
 Wcdma<E DRX
 ANT



Note:

- 1) DRX Antenna does not support transmitter function.



Unless otherwise agreed in writing, this document is issued by the Company subject to its General Conditions of Service printed overleaf, available on request or accessible at <http://www.sgs.com/en/Terms-and-Conditions.aspx> and, for electronic format documents, subject to Terms and Conditions for Electronic Documents at <http://www.sgs.com/en/Terms-and-Conditions/Terms-e-Documents.aspx>. Attention is drawn to the limitation of liability, indemnification and jurisdiction issues defined therein. Any holder of this document is advised that information contained hereon reflects the Company's findings at the time of its intervention only and within the limits of Client's instructions, if any. The Company's sole responsibility is to its Client and this document does not exonerate parties to a transaction from exercising all their rights and obligations under the transaction documents. This document cannot be reproduced except in full, without prior written approval of the Company. Any unauthorized alteration, forgery or falsification of the content or appearance of this document is unlawful and offenders may be prosecuted to the fullest extent of the law. Unless otherwise stated the results shown in this test report refer only to the sample(s) tested and such sample(s) are retained for 30 days only.

Attention: To check the authenticity of testing /inspection report & certificate, please contact us at telephone: (86-755) 8307 1443, or email: CN.Doccheck@sgs.com
 South of No. 6 Plant, No. 1, Runsheng Road, Suzhou Industrial Park, Suzhou Area, China (Jiangsu) Pilot Free Trade Zone 215000 t (86-512) 62992980 www.sgs.com.cn
 中国·苏州·中国(江苏)自由贸易试验区苏州片区苏州工业园区润胜路1号的6号厂房南部 邮编: 215000 t (86-512) 62992980 sgs.china@sgs.com

According to the distance between LTE/WCDMA/GSM&WIFI&BT antennas and the sides of the EUT we can draw the conclusion that:

EUT Sides for SAR Testing (cover closed)							
Mode	Exposure Condition	Front	Back	Left	Right	Top	Bottom
Main Ant	Hotspot	Yes	Yes	Yes	Yes	No	Yes
WIFI 2.4G/BT	Hotspot	Yes	Yes	Yes	No	Yes	No
EUT Sides for SAR Testing (cover opened)							
Mode	Exposure Condition	Front	Back	Left	Right	Top	Bottom
Main Ant	Hotspot	Yes	Yes	Yes	Yes	No	Yes
WIFI 2.4G/BT	Hotspot	Yes	Yes	Yes	No	No	No

Table 1: EUT Sides for SAR Testing

Note:

- 1) When the antenna-to-edge distance is greater than 2.5cm, such position does not need to be tested. For Hotspot exposure of cover opened, the test case was considered each half of surface separately due to fold angle. And only keypad part was considered about SAR test because Display part has not any antennas.



Unless otherwise agreed in writing, this document is issued by the Company subject to its General Conditions of Service printed overleaf, available on request or accessible at <http://www.sgs.com/en/Terms-and-Conditions.aspx> and, for electronic format documents, subject to Terms and Conditions for Electronic Documents at <http://www.sgs.com/en/Terms-and-Conditions/Terms-e-Documents.aspx>. Attention is drawn to the limitation of liability, indemnification and jurisdiction issues defined therein. Any holder of this document is advised that information contained hereon reflects the Company's findings at the time of its intervention only and within the limits of Client's instructions, if any. The Company's sole responsibility is to its Client and this document does not exonerate parties to a transaction from exercising all their rights and obligations under the transaction documents. This document cannot be reproduced except in full, without prior written approval of the Company. Any unauthorized alteration, forgery or falsification of the content or appearance of this document is unlawful and offenders may be prosecuted to the fullest extent of the law. Unless otherwise stated the results shown in this test report refer only to the sample(s) tested and such sample(s) are retained for 30 days only.
 Attention: To check the authenticity of testing /inspection report & certificate, please contact us at telephone: (86-755) 8307 1443, or email: CN.Doccheck@sgs.com

South of No. 6 Plant, No. 1, Runsheng Road, Suzhou Industrial Park, Suzhou Area, China (Jiangsu) Pilot Free Trade Zone 215000 t (86-512) 62992980 www.sgsgroup.com.cn
 中国·苏州·中国(江苏)自由贸易试验区苏州片区苏州工业园区润胜路1号的6号厂房南面 邮编: 215000 t (86-512) 62992980 sgs.china@sgs.com

1.5 Test Specification

Identity	Document Title
FCC 47CFR §2.1093	Radiofrequency Radiation Exposure Evaluation: Portable Devices
ANSI/IEEE C95.1-1992	IEEE Standard for Safety Levels with Respect to Human Exposure to Radio Frequency Electromagnetic Fields, 3 kHz – 300 GHz.
IEEE 1528-2013	Recommended Practice for Determining the Peak Spatial-Average Specific Absorption Rate (SAR) in the Human Head from Wireless Communications Devices: Measurement Techniques
KDB 941225 D01	3G SAR Measurement Procedures v03r01
KDB 941225 D05	SAR for LTE Devices v02r05
KDB 941225 D06	Hotspot Mode SAR v02r01
KDB 248227 D01	SAR Guidance for IEEE 802 11 Wi-Fi SAR v02r02
KDB 648474 D04	Handset SAR v01r03
KDB 447498 D01	General RF Exposure Guidance v06
KDB 865664 D01	SAR Measurement 100 MHz to 6 GHz v01r04
KDB 865664 D02	RF Exposure Reporting v01r02
KDB 690783 D01	SAR Listings on Grants v01r03



Unless otherwise agreed in writing, this document is issued by the Company subject to its General Conditions of Service printed overleaf, available on request or accessible at <http://www.sgs.com/en/Terms-and-Conditions.aspx> and, for electronic format documents, subject to Terms and Conditions for Electronic Documents at <http://www.sgs.com/en/Terms-and-Conditions/Terms-e-Documents.aspx>. Attention is drawn to the limitation of liability, indemnification and jurisdiction issues defined therein. Any holder of this document is advised that information contained hereon reflects the Company's findings at the time of its intervention only and within the limits of Client's instructions, if any. The Company's sole responsibility is to its Client and this document does not exonerate parties to a transaction from exercising all their rights and obligations under the transaction documents. This document cannot be reproduced except in full, without prior written approval of the Company. Any unauthorized alteration, forgery or falsification of the content or appearance of this document is unlawful and offenders may be prosecuted to the fullest extent of the law. Unless otherwise stated the results shown in this test report refer only to the sample(s) tested and such sample(s) are retained for 30 days only.

Attention: To check the authenticity of testing /inspection report & certificate, please contact us at telephone: (86-755) 8307 1443, or email: CN.Doccheck@sgs.com

South of No. 6 Plant, No. 1, Runsheng Road, Suzhou Industrial Park, Suzhou Area, China (Jiangsu) Pilot Free Trade Zone 215000
 中国·苏州·中国(江苏)自由贸易试验区苏州片区苏州工业园区润胜路1号的6号厂房南面 邮编: 215000

t (86-512) 62992980 www.sgs.com.cn
 t (86-512) 62992980 sgs.china@sgs.com

1.6 RF exposure limits

Human Exposure	Uncontrolled Environment General Population	Controlled Environment Occupational
Spatial Peak SAR* (Brain*Trunk)	1.60 mW/g	8.00 mW/g
Spatial Average SAR** (Whole Body)	0.08 mW/g	0.40 mW/g
Spatial Peak SAR*** (Hands/Feet/Ankle/Wrist)	4.00 mW/g	20.00 mW/g

Notes:

- * The Spatial Peak value of the SAR averaged over any 1 gram of tissue (defined as a tissue volume in the shape of a cube) and over the appropriate averaging time
 - ** The Spatial Average value of the SAR averaged over the whole body.
 - *** The Spatial Peak value of the SAR averaged over any 10 grams of tissue (defined as a tissue volume in the shape of a cube) and over the appropriate averaging time.
- Uncontrolled Environments** are defined as locations where there is the exposure of individuals who have no knowledge or control of their exposure.
- Controlled Environments** are defined as locations where there is exposure that may be incurred by persons who are aware of the potential for exposure, (i.e. as a result of employment or occupation.)



Unless otherwise agreed in writing, this document is issued by the Company subject to its General Conditions of Service printed overleaf, available on request or accessible at <http://www.sgs.com/en/Terms-and-Conditions.aspx> and, for electronic format documents, subject to Terms and Conditions for Electronic Documents at <http://www.sgs.com/en/Terms-and-Conditions/Terms-e-Documents.aspx>. Attention is drawn to the limitation of liability, indemnification and jurisdiction issues defined therein. Any holder of this document is advised that information contained hereon reflects the Company's findings at the time of its intervention only and within the limits of Client's instructions, if any. The Company's sole responsibility is to its Client and this document does not exonerate parties to a transaction from exercising all their rights and obligations under the transaction documents. This document cannot be reproduced except in full, without prior written approval of the Company. Any unauthorized alteration, forgery or falsification of the content or appearance of this document is unlawful and offenders may be prosecuted to the fullest extent of the law. Unless otherwise stated the results shown in this test report refer only to the sample(s) tested and such sample(s) are retained for 30 days only.

Attention: To check the authenticity of testing/inspection report & certificate, please contact us at telephone: (86-755) 8307 1443, or email: CN.Doccheck@sgs.com

South of No. 6 Plant, No. 1, Runsheng Road, Suzhou Industrial Park, Suzhou Area, China (Jiangsu) Pilot Free Trade Zone 215000 t (86-512) 62992980 www.sgs.com.cn
 中国·苏州·中国(江苏)自由贸易试验区苏州片区苏州工业园区润胜路1号的6号厂房南面 邮编: 215000 t (86-512) 62992980 sgs.china@sgs.com

2 Laboratory Environment

Temperature	Min. = 18°C, Max. = 25 °C
Relative humidity	Min. = 30%, Max. = 70%
Ambient noise is checked and found very low and in compliance with requirement of standards. Reflection of surrounding objects is minimized and in compliance with requirement of standards.	

Table 2: The Ambient Conditions



Unless otherwise agreed in writing, this document is issued by the Company subject to its General Conditions of Service printed overleaf, available on request or accessible at <http://www.sgs.com/en/Terms-and-Conditions.aspx> and, for electronic format documents, subject to Terms and Conditions for Electronic Documents at <http://www.sgs.com/en/Terms-and-Conditions/Terms-e-Documents.aspx>. Attention is drawn to the limitation of liability, indemnification and jurisdiction issues defined therein. Any holder of this document is advised that information contained hereon reflects the Company's findings at the time of its intervention only and within the limits of Client's instructions, if any. The Company's sole responsibility is to its Client and this document does not exonerate parties to a transaction from exercising all their rights and obligations under the transaction documents. This document cannot be reproduced except in full, without prior written approval of the Company. Any unauthorized alteration, forgery or falsification of the content or appearance of this document is unlawful and offenders may be prosecuted to the fullest extent of the law. Unless otherwise stated the results shown in this test report refer only to the sample(s) tested and such sample(s) are retained for 30 days only.

Attention: To check the authenticity of testing /inspection report & certificate, please contact us at telephone: (86-755) 8307 1443, or email: CN.Doccheck@sgs.com

South of No. 6 Plant, No. 1, Runsheng Road, Suzhou Industrial Park, Suzhou Area, China (Jiangsu) Pilot Free Trade Zone 215000 t (86-512) 62992980 www.sgs.com.cn
 中国·苏州·中国(江苏)自由贸易试验区苏州片区苏州工业园区润胜路1号的6号厂房南面 邮编: 215000 t (86-512) 62992980 sgs.china@sgs.com

3 SAR Measurements System Configuration

3.1 The SAR Measurement System

This SAR Measurement System uses a Computer-controlled 3-D stepper motor system (SPEAG DASY5 professional system). A E-field probe is used to determine the internal electric fields. The SAR can be obtained from the equation $SAR = \sigma (|E|)^2 / \rho$ where σ and ρ are the conductivity and mass density of the tissue-Simulate.

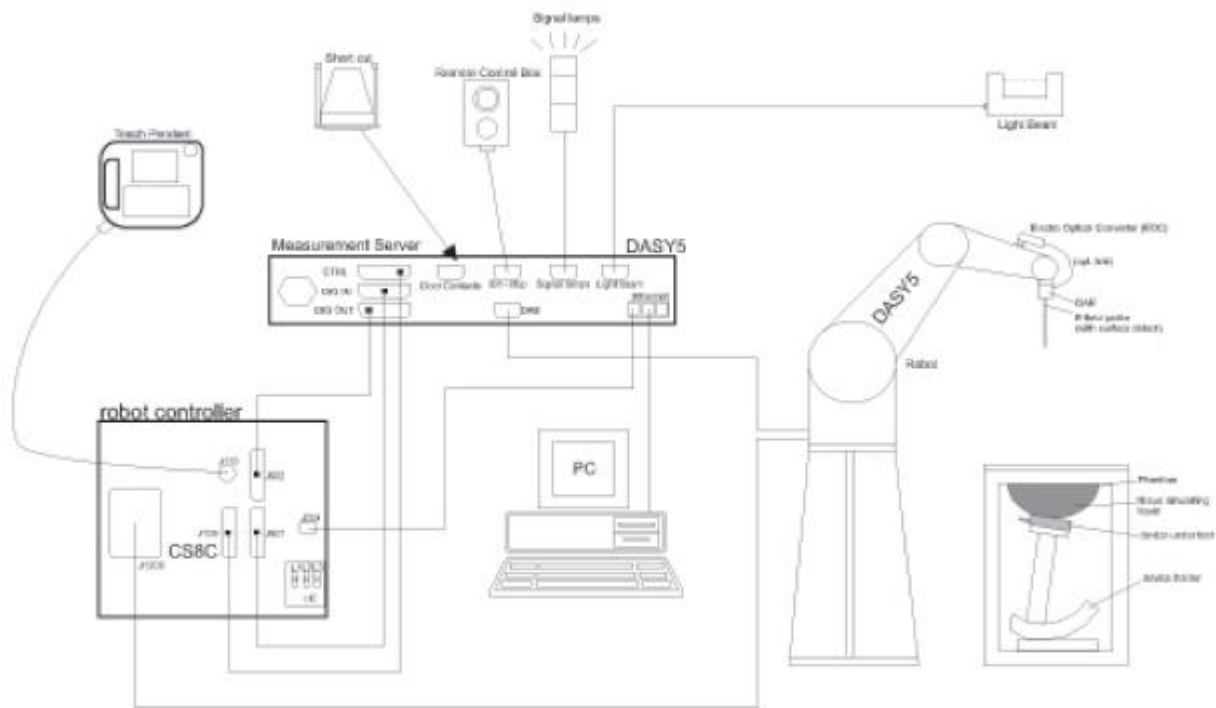
The DASY5 system for performing compliance tests consists of the following items:

A standard high precision 6-axis robot (Stabile RX family) with controller, teach pendant and software .An arm extension for accommodation the data acquisition electronics (DAE).

A dosimetric probe, i.e., an isotropic E-field probe optimized and calibrated for usage in tissue simulating liquid. The probe is equipped with an optical surface detector system.

A data acquisition electronics (DAE) which performs the signal amplification, signal multiplexing, AD-conversion, offset measurements, mechanical surface detection, collision detection, etc. The unit is battery powered with standard or rechargeable batteries. The signal is optically transmitted to the EOC.

The Electro-optical converter (EOC) performs the conversion between optical and electrical of the signals for the digital communication to DAE and for the analog signal from the optical surface detection. The EOC is connected to the measurement server.



F-1. SAR Measurement System Configuration



Unless otherwise agreed in writing, this document is issued by the Company subject to its General Conditions of Service printed overleaf, available on request or accessible at <http://www.sgs.com/en/Terms-and-Conditions.aspx> and, for electronic format documents, subject to Terms and Conditions for Electronic Documents at <http://www.sgs.com/en/Terms-and-Conditions/Terms-e-Documents.aspx>. Attention is drawn to the limitation of liability, indemnification and jurisdiction issues defined therein. Any holder of this document is advised that information contained hereon reflects the Company's findings at the time of its intervention only and within the limits of Client's instructions, if any. The Company's sole responsibility is to its Client and this document does not exonerate parties to a transaction from exercising all their rights and obligations under the transaction documents. This document cannot be reproduced except in full, without prior written approval of the Company. Any unauthorized alteration, forgery or falsification of the content or appearance of this document is unlawful and offenders may be prosecuted to the fullest extent of the law. Unless otherwise stated the results shown in this test report refer only to the sample(s) tested and such sample(s) are retained for 30 days only.


Attention: To check the authenticity of testing /inspection report & certificate, please contact us at telephone: (86-755) 8307 1443, or email: CN.Doccheck@sgs.com

South of No. 6 Plant, No. 1, Runsheng Road, Suzhou Industrial Park, Suzhou Area, China (Jiangsu) Pilot Free Trade Zone 215000
 中国·苏州·中国(江苏)自由贸易试验区苏州片区苏州工业园区润胜路1号的6号厂房南部 邮编: 215000

t (86-512) 62992980 www.sgs.com.cn
 t (86-512) 62992980 sgs.china@sgs.com

- The function of the measurement server is to perform the time critical tasks such as signal filtering, control of the robot operation and fast movement interrupts.
- A probe alignment unit which improves the (absolute) accuracy of the probe positioning.
- A computer operating Windows 7.
- DASY5 software.
- Remote control with teach pendant and additional circuitry for robot safety such as warning lamps, etc.
- The SAM twin phantom enabling testing left-hand, right-hand and Body Worn usage.
- The device holder for handheld mobile phones.
- Tissue simulating liquid mixed according to the given recipes.
- Validation dipole kits allowing to validating the proper functioning of the system.

3.2 Isotropic E-field Probe EX3DV4

	<p>Symmetrical design with triangular core Built-in shielding against static charges PEEK enclosure material (resistant to organic solvents, e.g., DGBE)</p>
<p>Calibration</p>	<p>ISO/IEC 17025 calibration service available.</p>
<p>Frequency</p>	<p>10 MHz to > 6 GHz Linearity: ± 0.2 dB (30 MHz to 6 GHz)</p>
<p>Directivity</p>	<p>± 0.3 dB in TSL (rotation around probe axis) ± 0.5 dB in TSL (rotation normal to probe axis)</p>
<p>Dynamic Range</p>	<p>10 µW/g to > 100 mW/g Linearity: ± 0.2 dB (noise: typically < 1 µW/g)</p>
<p>Dimensions</p>	<p>Overall length: 337 mm (Tip: 20 mm) Tip diameter: 2.5 mm (Body: 12 mm) Typical distance from probe tip to dipole centers: 1 mm</p>
<p>Application</p>	<p>High precision dosimetric measurements in any exposure scenario (e.g., very strong gradient fields); the only probe that enables compliance testing for frequencies up to 6 GHz with precision of better 30%.</p>
<p>Compatibility</p>	<p>DASY3, DASY4, DASY52 SAR and higher, EASY4/MRI</p>



Unless otherwise agreed in writing, this document is issued by the Company subject to its General Conditions of Service printed overleaf, available on request or accessible at <http://www.sgs.com/en/Terms-and-Conditions.aspx> and, for electronic format documents, subject to Terms and Conditions for Electronic Documents at <http://www.sgs.com/en/Terms-and-Conditions/Terms-e-Documents.aspx>. Attention is drawn to the limitation of liability, indemnification and jurisdiction issues defined therein. Any holder of this document is advised that information contained hereon reflects the Company's findings at the time of its intervention only and within the limits of Client's instructions, if any. The Company's sole responsibility is to its Client and this document does not exonerate parties to a transaction from exercising all their rights and obligations under the transaction documents. This document cannot be reproduced except in full, without prior written approval of the Company. Any unauthorized alteration, forgery or falsification of the content or appearance of this document is unlawful and offenders may be prosecuted to the fullest extent of the law. Unless otherwise stated the results shown in this test report refer only to the sample(s) tested and such sample(s) are retained for 30 days only.

Attention: To check the authenticity of testing / inspection report & certificate, please contact us at telephone: (86-755) 8307 1443, or email: CN.Doccheck@sgs.com

South of No. 6 Plant, No. 1, Runsheng Road, Suzhou Industrial Park, Suzhou Area, China (Jiangsu) Pilot Free Trade Zone 215000 t (86-512) 62992980 www.sgs.com.cn
 中国·苏州·中国(江苏)自由贸易试验区苏州片区苏州工业园区润胜路1号的6号厂房南座 邮编: 215000 t (86-512) 62992980 sgs.china@sgs.com

3.3 Data Acquisition Electronics (DAE)

Model	DAE
Construction	Signal amplifier, multiplexer, A/D converter and control logic. Serial optical link for communication with DASY4/5 embedded system (fully remote controlled). Two step probe touch detector for mechanical surface detection and emergency robot stop.
Measurement Range	-100 to +300 mV (16 bit resolution and two range settings: 4mV,400mV)
Input Offset Voltage	< 5μV (with auto zero)
Input Bias Current	< 50 f A
Dimensions	60 x 60 x 68 mm



3.4 SAM Twin Phantom

Material	Vinylester, glass fiber reinforced (VE-GF)
Liquid Compatibility	Compatible with all SPEAG tissue simulating liquids (incl. DGBE type)
Shell Thickness	2 ± 0.2 mm (6 ± 0.2 mm at ear point)
Dimensions (incl. Wooden Support)	Length: 1000 mm Width: 500 mm Height: adjustable feet
Filling Volume	approx. 25 liters
Wooden Support	SPEAG standard phantom table



The shell corresponds to the specifications of the Specific Anthropomorphic Mannequin (SAM) phantom defined in IEEE 1528 and IEC 62209-1. It enables the dosimetric evaluation of left and right hand phone usage as well as body mounted usage at the flat phantom region. A cover prevents evaporation of the liquid. Reference markings on the phantom allow the complete setup of all predefined phantom positions and measurement grids by teaching three points with the robot.

Twin SAM V5.0 has the same shell geometry and is manufactured from the same material as Twin SAM V4.0, but has reinforced top structure.



Unless otherwise agreed in writing, this document is issued by the Company subject to its General Conditions of Service printed overleaf, available on request or accessible at <http://www.sgs.com/en/Terms-and-Conditions.aspx> and, for electronic format documents, subject to Terms and Conditions for Electronic Documents at <http://www.sgs.com/en/Terms-and-Conditions/Terms-e-Document.aspx>. Attention is drawn to the limitation of liability, indemnification and jurisdiction issues defined therein. Any holder of this document is advised that information contained hereon reflects the Company's findings at the time of its intervention only and within the limits of Client's instructions, if any. The Company's sole responsibility is to its Client and this document does not exonerate parties to a transaction from exercising all their rights and obligations under the transaction documents. This document cannot be reproduced except in full, without prior written approval of the Company. Any unauthorized alteration, forgery or falsification of the content or appearance of this document is unlawful and offenders may be prosecuted to the fullest extent of the law. Unless otherwise stated the results shown in this test report refer only to the sample(s) tested and such sample(s) are retained for 30 days only.

Attention: To check the authenticity of testing /inspection report & certificate, please contact us at telephone: (86-755) 8307 1443, or email: CN.Doccheck@sgs.com
 South of No. 6 Plant, No. 1, Runsheng Road, Suzhou Industrial Park, Suzhou Area, China (Jiangsu) Pilot Free Trade Zone 215000 t (86-512) 62992980 www.sgs.com.cn
 中国·苏州·中国(江苏)自由贸易试验区苏州片区苏州工业园区润胜路1号的6号厂房南面 邮编: 215000 t (86-512) 62992980 sgs.china@sgs.com

3.5 ELI Phantom

Material	Vinylester, glass fiber reinforced (VE-GF)
Liquid Compatibility	Compatible with all SPEAG tissue simulating liquids (incl. DGBE type)
Shell Thickness	2.0 ± 0.2 mm (bottom plate)
Dimensions	Major axis: 600 mm Minor axis: 400 mm
Filling Volume	approx. 30 liters
Wooden Support	SPEAG standard phantom table



Phantom for compliance testing of handheld and body-mounted wireless devices in the frequency range of 30 MHz to 6 GHz. ELI is fully compatible with the IEC 62209-2 standard and all known tissue simulating liquids. ELI has been optimized regarding its performance and can be integrated into our standard phantom tables. A cover prevents evaporation of the liquid. Reference markings on the phantom allow installation of the complete setup, including all predefined phantom positions and measurement grids, by teaching three points. The phantom is compatible with all SPEAG dosimetric probes and dipoles.

ELI V5.0 has the same shell geometry and is manufactured from the same material as ELI4, but has reinforced top structure.



Unless otherwise agreed in writing, this document is issued by the Company subject to its General Conditions of Service printed overleaf, available on request or accessible at <http://www.sgs.com/en/Terms-and-Conditions.aspx> and, for electronic format documents, subject to Terms and Conditions for Electronic Documents at <http://www.sgs.com/en/Terms-and-Conditions/Terms-e-Documents.aspx>. Attention is drawn to the limitation of liability, indemnification and jurisdiction issues defined therein. Any holder of this document is advised that information contained hereon reflects the Company's findings at the time of its intervention only and within the limits of Client's instructions, if any. The Company's sole responsibility is to its Client and this document does not exonerate parties to a transaction from exercising all their rights and obligations under the transaction documents. This document cannot be reproduced except in full, without prior written approval of the Company. Any unauthorized alteration, forgery or falsification of the content or appearance of this document is unlawful and offenders may be prosecuted to the fullest extent of the law. Unless otherwise stated the results shown in this test report refer only to the sample(s) tested and such sample(s) are retained for 30 days only.

Attention: To check the authenticity of testing/inspection report & certificate, please contact us at telephone: (86-755) 8307 1443, or email: CN.Doccheck@sgs.com

South of No. 6 Plant, No. 1, Runsheng Road, Suzhou Industrial Park, Suzhou Area, China (Jiangsu) Pilot Free Trade Zone 215000 t (86-512) 62992980 www.sgs.com.cn
 中国·苏州·中国(江苏)自由贸易试验区苏州片区苏州工业园区润胜路1号的6号厂房南面 邮编: 215000 t (86-512) 62992980 sgs.china@sgs.com

3.6 Device Holder for Transmitters



F-2. Device Holder for Transmitters

- The DASY device holder is designed to cope with different positions given in the standard. It has two scales for the device rotation (with respect to the body axis) and the device inclination (with respect to the line between the ear reference points). The rotation centres for both scales are the ear reference point (ERP). Thus the device needs no repositioning when changing the angles.
- The DASY device holder has been made out of low-loss POM material having the following dielectric parameters: relative permittivity $\epsilon=3$ and loss tangent $\delta=0.02$. The amount of dielectric material has been reduced in the closest vicinity of the device, since measurements have suggested that the influence of the clamp on the test results could thus be lowered.



Unless otherwise agreed in writing, this document is issued by the Company subject to its General Conditions of Service printed overleaf, available on request or accessible at <http://www.sgs.com/en/Terms-and-Conditions.aspx> and, for electronic format documents, subject to Terms and Conditions for Electronic Documents at <http://www.sgs.com/en/Terms-and-Conditions/Terms-e-Document.aspx>. Attention is drawn to the limitation of liability, indemnification and jurisdiction issues defined therein. Any holder of this document is advised that information contained hereon reflects the Company's findings at the time of its intervention only and within the limits of Client's instructions, if any. The Company's sole responsibility is to its Client and this document does not exonerate parties to a transaction from exercising all their rights and obligations under the transaction documents. This document cannot be reproduced except in full, without prior written approval of the Company. Any unauthorized alteration, forgery or falsification of the content or appearance of this document is unlawful and offenders may be prosecuted to the fullest extent of the law. Unless otherwise stated the results shown in this test report refer only to the sample(s) tested and such sample(s) are retained for 30 days only.

Attention: To check the authenticity of testing / inspection report & certificate, please contact us at telephone: (86-755) 8307 1443, or email: CN.Doccheck@sgs.com

South of No. 6 Plant, No. 1, Runsheng Road, Suzhou Industrial Park, Suzhou Area, China (Jiangsu) Pilot Free Trade Zone 215000
 中国·苏州·中国(江苏)自由贸易试验区苏州片区苏州工业园区润胜路1号的6号厂房南面 邮编: 215000

t (86-512) 62992980 www.sgs.com.cn
 t (86-512) 62992980 sgs.china@sgs.com

3.7 Measurement procedure

3.7.1 Scanning procedure

Step 1: Power reference measurement

The “reference” and “drift” measurements are located at the beginning and end of the batch process. They measure the field drift at one single point in the liquid over the complete procedure.

Step 2: Area scan

The SAR distribution at the exposed side of the head was measured at a distance of 4mm from the inner surface of the shell. The area covered the entire dimension of the head and the horizontal grid spacing was 15mm*15mm or 12mm*12mm or 10mm*10mm. Based on the area scan data, the area of the maximum absorption was determined by spline interpolation.

Step 3: Zoom scan

Around this point, a volume of 32mm*32mm*30mm ($f \leq 2\text{GHz}$), 30mm*30mm*30mm (f for 2-3GHz) and 24mm*24mm*22mm (f for 5-6GHz) was assessed by measuring 5x5x7 points ($f \leq 2\text{GHz}$), 7x7x7 points (f for 2-3GHz) and 7x7x12 points (f for 5-6GHz). On this basis of this data set, the spatial peak SAR value was evaluated with the following procedure:

The data at the surface was extrapolated, since the centre of the dipoles is 2.0mm away from the tip of the probe and the distance between the surface and the lowest measuring point is 1.2mm. (This can be variable. Refer to the probe specification). The extrapolation was based on a least square algorithm. A polynomial of the fourth order was calculated through the points in z-axes. This polynomial was then used to evaluate the points between the surface and the probe tip. The maximum interpolated value was searched with a straight-forward algorithm. Around this maximum the SAR values averaged over the spatial volumes (1g or 10g) were computed using the 3D-Spline interpolation algorithm. The volume was integrated with the trapezoidal algorithm. One thousand points were interpolated to calculate the average. All neighbouring volumes were evaluated until no neighboring volume with a higher average value was found.

The area and zoom scan resolutions specified in the table below must be applied to the SAR measurements. Probe boundary effect error compensation is required for measurements with the probe tip closer than half a probe tip diameter to the phantom surface. Both the probe tip diameter and sensor offset distance must satisfy measurement protocols; to ensure probe boundary effect errors are minimized and the higher fields closest to the phantom surface can be correctly measured and extrapolated to the phantom surface for computing 1-g SAR. Tolerances of the post-processing algorithms must be verified by the test laboratory for the scan resolutions used in the SAR measurements, according to the reference distribution functions specified in IEEE Std. 1528-2013.



Unless otherwise agreed in writing, this document is issued by the Company subject to its General Conditions of Service printed overleaf, available on request or accessible at <http://www.sgs.com/en/Terms-and-Conditions.aspx> and, for electronic format documents, subject to Terms and Conditions for Electronic Documents at <http://www.sgs.com/en/Terms-and-Conditions/Terms-e-Documents.aspx>. Attention is drawn to the limitation of liability, indemnification and jurisdiction issues defined therein. Any holder of this document is advised that information contained hereon reflects the Company's findings at the time of its intervention only and within the limits of Client's instructions, if any. The Company's sole responsibility is to its Client and this document does not exonerate parties to a transaction from exercising all their rights and obligations under the transaction documents. This document cannot be reproduced except in full, without prior written approval of the Company. Any unauthorized alteration, forgery or falsification of the content or appearance of this document is unlawful and offenders may be prosecuted to the fullest extent of the law. Unless otherwise stated the results shown in this test report refer only to the sample(s) tested and such sample(s) are retained for 30 days only.
Attention: To check the authenticity of testing / inspection report & certificate, please contact us at telephone: (86-755) 8307 1443, or email: CN.Doccheck@sgs.com

South of No. 6 Plant, No. 1, Runsheng Road, Suzhou Industrial Park, Suzhou Area, China (Jiangsu) Pilot Free Trade Zone 215000
 中国·苏州·中国(江苏)自由贸易试验区苏州片区苏州工业园区润胜路1号的6号厂房南面 邮编: 215000

t (86-512) 62992980 www.sgs.com.cn
 t (86-512) 62992980 sgs.china@sgs.com

		≤ 3 GHz	> 3 GHz	
Maximum distance from closest measurement point (geometric center of probe sensors) to phantom surface		5 ± 1 mm	$\frac{1}{2} \cdot \delta \cdot \ln(2) \pm 0.5$ mm	
Maximum probe angle from probe axis to phantom surface normal at the measurement location		$30^\circ \pm 1^\circ$	$20^\circ \pm 1^\circ$	
Maximum area scan spatial resolution: Δx_{Area} , Δy_{Area}		≤ 2 GHz: ≤ 15 mm 2 – 3 GHz: ≤ 12 mm	3 – 4 GHz: ≤ 12 mm 4 – 6 GHz: ≤ 10 mm	
		When the x or y dimension of the test device, in the measurement plane orientation, is smaller than the above, the measurement resolution must be \leq the corresponding x or y dimension of the test device with at least one measurement point on the test device.		
Maximum zoom scan spatial resolution: Δx_{Zoom} , Δy_{Zoom}		≤ 2 GHz: ≤ 8 mm 2 – 3 GHz: ≤ 5 mm*	3 – 4 GHz: ≤ 5 mm* 4 – 6 GHz: ≤ 4 mm*	
Maximum zoom scan spatial resolution, normal to phantom surface	uniform grid: $\Delta z_{Zoom}(n)$	≤ 5 mm	3 – 4 GHz: ≤ 4 mm 4 – 5 GHz: ≤ 3 mm 5 – 6 GHz: ≤ 2 mm	
	graded grid	$\Delta z_{Zoom}(1)$: between 1 st two points closest to phantom surface	≤ 4 mm	3 – 4 GHz: ≤ 3 mm 4 – 5 GHz: ≤ 2.5 mm 5 – 6 GHz: ≤ 2 mm
		$\Delta z_{Zoom}(n>1)$: between subsequent points	$\leq 1.5 \cdot \Delta z_{Zoom}(n-1)$	
Minimum zoom scan volume	x, y, z	≥ 30 mm	3 – 4 GHz: ≥ 28 mm 4 – 5 GHz: ≥ 25 mm 5 – 6 GHz: ≥ 22 mm	

Step 4: Power reference measurement (drift)

The Power Drift Measurement job measures the field at the same location as the most recent power reference measurement job within the same procedure, and with the same settings. The indicated drift is mainly the variation of the DUT's output power and should vary max. $\pm 5\%$



Unless otherwise agreed in writing, this document is issued by the Company subject to its General Conditions of Service printed overleaf, available on request or accessible at <http://www.sgs.com/en/Terms-and-Conditions.aspx> and, for electronic format documents, subject to Terms and Conditions for Electronic Documents at <http://www.sgs.com/en/Terms-and-Conditions/Terms-e-Documents.aspx>. Attention is drawn to the limitation of liability, indemnification and jurisdiction issues defined therein. Any holder of this document is advised that information contained hereon reflects the Company's findings at the time of its intervention only and within the limits of Client's instructions, if any. The Company's sole responsibility is to its Client and this document does not exonerate parties to a transaction from exercising all their rights and obligations under the transaction documents. This document cannot be reproduced except in full, without prior written approval of the Company. Any unauthorized alteration, forgery or falsification of the content or appearance of this document is unlawful and offenders may be prosecuted to the fullest extent of the law. Unless otherwise stated the results shown in this test report refer only to the sample(s) tested and such sample(s) are retained for 30 days only.

Attention: To check the authenticity of testing / inspection report & certificate, please contact us at telephone: (86-755) 8307 1443, or email: CN.Doccheck@sgs.com

South of No. 6 Plant, No. 1, Runsheng Road, Suzhou Industrial Park, Suzhou Area, China (Jiangsu) Pilot Free Trade Zone 215000
中国·苏州·中国 (江苏) 自由贸易试验区苏州片区苏州工业园区润胜路1号的6号厂房南楼 邮编: 215000

t (86-512) 62992980 www.sgs.com.cn
t (86-512) 62992980 sgs.china@sgs.com

3.7.2 Data Storage

The DASY software stores the acquired data from the data acquisition electronics as raw data (in microvolt readings from the probe sensors), together with all necessary software parameters for the data evaluation (probe calibration data, liquid parameters and device frequency and modulation data) in measurement files with the extension “.DAE4”. The software evaluates the desired unit and format for output each time the data is visualized or exported. This allows verification of the complete software setup even after the measurement and allows correction of incorrect parameter settings. For example, if a measurement has been performed with a wrong crest factor parameter in the device setup, the parameter can be corrected afterwards and the data can be re-evaluated. The measured data can be visualized or exported in different units or formats, depending on the selected probe type ([V/m], [A/m], [°C], [m W/g], [m W/cm²], [dBrel], etc.). Some of these units are not available in certain situations or show meaningless results, e.g., a SAR output in a lossless media will always be zero. Raw data can also be exported to perform the evaluation with other software packages.

3.7.3 Data Evaluation by SEMCAD

The SEMCAD software automatically executes the following procedures to calculate the field units from the microvolt readings at the probe connector. The parameters used in the evaluation are stored in the configuration modules of the software:

Probe parameters:	- Sensitivity	Normi, ai0, ai1, ai2
	- Conversion factor	ConvFi
	- Diode compression point	Dcpi
Device parameters:	- Frequency	f
	- Crest factor	cf
Media parameters:	- Conductivity	ε
	- Density	ρ

These parameters must be set correctly in the software. They can be found in the component documents or they can be imported into the software from the configuration files issued for the DASY components. In the direct measuring mode of the multimeter option, the parameters of the actual system setup are used. In the scan visualization and export modes, the parameters stored in the corresponding document files are used.

The first step of the evaluation is a linearization of the filtered input signal to account for the compression characteristics of the detector diode. The compensation depends on the input signal, the diode type and the DC-transmission factor from the diode to the evaluation electronics.

If the exciting field is pulsed, the crest factor of the signal must be known to correctly compensate for peak power. The formula for each channel can be given as:

$$V_i = U_i + U_i^2 \cdot cf / dcp_i$$

- With V_i = compensated signal of channel i ($i = x, y, z$)
- U_i = input signal of channel i ($i = x, y, z$)
- cf = crest factor of exciting field (DASY parameter)
- dcp i = diode compression point (DASY parameter)

From the compensated input signals the primary field data for each channel can be evaluated:

E-field probes:

$$E_i = (V_i / Norm_i \cdot ConvF)^{1/2}$$



Unless otherwise agreed in writing, this document is issued by the Company subject to its General Conditions of Service printed overleaf, available on request or accessible at <http://www.sgs.com/en/Terms-and-Conditions.aspx> and, for electronic format documents, subject to Terms and Conditions for Electronic Documents at <http://www.sgs.com/en/Terms-and-Conditions/Terms-e-Documents.aspx>. Attention is drawn to the limitation of liability, indemnification and jurisdiction issues defined therein. Any holder of this document is advised that information contained hereon reflects the Company's findings at the time of its intervention only and within the limits of Client's instructions, if any. The Company's sole responsibility is to its Client and this document does not exonerate parties to a transaction from exercising all their rights and obligations under the transaction documents. This document cannot be reproduced except in full, without prior written approval of the Company. Any unauthorized alteration, forgery or falsification of the content or appearance of this document is unlawful and offenders may be prosecuted to the fullest extent of the law. Unless otherwise stated the results shown in this test report refer only to the sample(s) tested and such sample(s) are retained for 30 days only.
 Attention: To check the authenticity of testing / inspection report & certificate, please contact us at telephone: (86-755) 8307 1443, or email: CN.Doccheck@sgs.com

South of No. 6 Plant, No. 1, Runsheng Road, Suzhou Industrial Park, Suzhou Area, China (Jiangsu) Pilot Free Trade Zone 215000 t (86-512) 62992980 www.sgs.com.cn
 中国·苏州·中国(江苏)自由贸易试验区苏州片区苏州工业园区润胜路1号的6号厂房南面 邮编: 215000 t (86-512) 62992980 sgs.china@sgs.com

H-field probes:

$$H_i = (V_i)^{1/2} \cdot (a_{i0} + a_{i1}f + a_{i2}f^2) / f$$

With V_i = compensated signal of channel i ($i = x, y, z$)

Norm i = sensor sensitivity of channel i ($i = x, y, z$)
 [mV/(V/m)²] for E-field Probes

ConvF = sensitivity enhancement in solution

a_{ij} = sensor sensitivity factors for H-field probes

f = carrier frequency [GHz]

E_i = electric field strength of channel i in V/m

H_i = magnetic field strength of channel i in A/m

The RSS value of the field components gives the total field strength (Hermitian magnitude):

$$E_{tot} = (E_x^2 + E_y^2 + E_z^2)^{1/2}$$

The primary field data are used to calculate the derived field units.

$$SAR = (E_{tot}^2 \cdot \sigma) / (\epsilon \cdot 1000)$$

with SAR = local specific absorption rate in mW/g

E_{tot} = total field strength in V/m

σ = conductivity in [mho/m] or [Siemens/m]

ϵ = equivalent tissue density in g/cm³

Note that the density is normally set to 1 (or 1.06), to account for actual brain density rather than the density of the simulation liquid. The power flow density is calculated assuming the excitation field to be a free space field.

$$P_{pwe} = E_{tot}^2 / 3770 \text{ or } P_{pwe} = H_{tot}^2 \cdot 37.7$$

with P_{pwe} = equivalent power density of a plane wave in mW/cm²

E_{tot} = total electric field strength in V/m

H_{tot} = total magnetic field strength in A/m



Unless otherwise agreed in writing, this document is issued by the Company subject to its General Conditions of Service printed overleaf, available on request or accessible at <http://www.sgs.com/en/Terms-and-Conditions.aspx> and, for electronic format documents, subject to Terms and Conditions for Electronic Documents at <http://www.sgs.com/en/Terms-and-Conditions/Terms-e-Documents.aspx>. Attention is drawn to the limitation of liability, indemnification and jurisdiction issues defined therein. Any holder of this document is advised that information contained hereon reflects the Company's findings at the time of its intervention only and within the limits of Client's instructions, if any. The Company's sole responsibility is to its Client and this document does not exonerate parties to a transaction from exercising all their rights and obligations under the transaction documents. This document cannot be reproduced except in full, without prior written approval of the Company. Any unauthorized alteration, forgery or falsification of the content or appearance of this document is unlawful and offenders may be prosecuted to the fullest extent of the law. Unless otherwise stated the results shown in this test report refer only to the sample(s) tested and such sample(s) are retained for 30 days only.

Attention: To check the authenticity of testing/inspection report & certificate, please contact us at telephone: (86-755) 8307 1443, or email: CN.Doccheck@sgs.com

South of No. 6 Plant, No. 1, Runsheng Road, Suzhou Industrial Park, Suzhou Area, China (Jiangsu) Pilot Free Trade Zone 215000
 中国·苏州·中国(江苏)自由贸易试验区苏州片区苏州工业园区润胜路1号的6号厂房南面 邮编: 215000

t (86-512) 62992980 www.sgs.com.cn
 t (86-512) 62992980 sgs.china@sgs.com

4 SAR measurement variability and uncertainty

4.1 SAR measurement variability

Per KDB865664 D01 SAR measurement 100 MHz to 6 GHz v01r04, SAR measurement variability must be assessed for each frequency band, which is determined by the SAR probe calibration point and tissue-equivalent medium used for the device measurements. The additional measurements are repeated after the completion of all measurements requiring the same head or body tissue-equivalent medium in a frequency band. The test device should be returned to ambient conditions (normal room temperature) with the battery fully charged before it is re-mounted on the device holder for the repeated measurement(s) to minimize any unexpected variations in the repeated results.

- 1) Repeated measurement is not required when the original highest measured SAR is < 0.80 W/kg; steps 2) through 4) do not apply.
 - 2) When the original highest measured SAR is ≥ 0.80 W/kg, repeat that measurement once.
 - 3) Perform a second repeated measurement only if the ratio of largest to smallest SAR for the original and first repeated measurements is > 1.20 or when the original or repeated measurement is ≥ 1.45 W/kg ($\sim 10\%$ from the 1-g SAR limit).
 - 4) Perform a third repeated measurement only if the original, first or second repeated measurement is ≥ 1.5 W/kg and the ratio of largest to smallest SAR for the original, first and second repeated measurements is > 1.20 .
- The same procedures should be adapted for measurements according to extremity and occupational exposure limits by applying a factor of 2.5 for extremity exposure and a factor of 5 for occupational exposure to the corresponding SAR thresholds.

4.2 SAR measurement uncertainty

Per KDB865664 D01 SAR Measurement 100 MHz to 6 GHz, when the highest measured 1-g SAR within a frequency band is < 1.5 W/kg, the extensive SAR measurement uncertainty analysis described in IEEE Std 1528-2013 is not required in SAR reports submitted for equipment approval. The equivalent ratio (1.5/1.6) is applied to extremity and occupational exposure conditions.



Unless otherwise agreed in writing, this document is issued by the Company subject to its General Conditions of Service printed overleaf, available on request or accessible at <http://www.sgs.com/en/Terms-and-Conditions.aspx> and, for electronic format documents, subject to Terms and Conditions for Electronic Documents at <http://www.sgs.com/en/Terms-and-Conditions/Terms-e-Documents.aspx>. Attention is drawn to the limitation of liability, indemnification and jurisdiction issues defined therein. Any holder of this document is advised that information contained hereon reflects the Company's findings at the time of its intervention only and within the limits of Client's instructions, if any. The Company's sole responsibility is to its Client and this document does not exonerate parties to a transaction from exercising all their rights and obligations under the transaction documents. This document cannot be reproduced except in full, without prior written approval of the Company. Any unauthorized alteration, forgery or falsification of the content or appearance of this document is unlawful and offenders may be prosecuted to the fullest extent of the law. Unless otherwise stated the results shown in this test report refer only to the sample(s) tested and such sample(s) are retained for 30 days only.

Attention: To check the authenticity of testing/inspection report & certificate, please contact us at telephone: (86-755) 8307 1443, or email: CN.Doccheck@sgs.com

South of No. 6 Plant, No. 1, Runsheng Road, Suzhou Industrial Park, Suzhou Area, China (Jiangsu) Pilot Free Trade Zone 215000

t (86-512) 62992980 www.sgs.com.cn

中国·苏州·中国(江苏)自由贸易试验区苏州片区苏州工业园区湖胜路1号的6号厂房南部 邮编: 215000

t (86-512) 62992980 sgs.china@sgs.com

5 Description of Test Position


5.1 Head Exposure Condition

5.1.1 SAM Phantom Shape

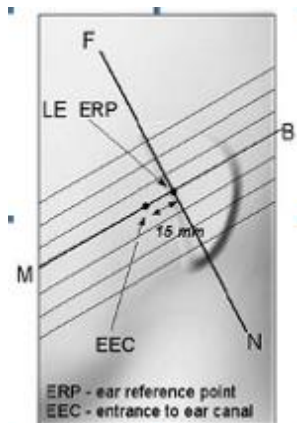


F-3. Front, back, and side views of SAM (model for the phantom shell). Full-head model is for illustration purposes only-procedures in this recommended practice are intended primarily for the phantom setup.

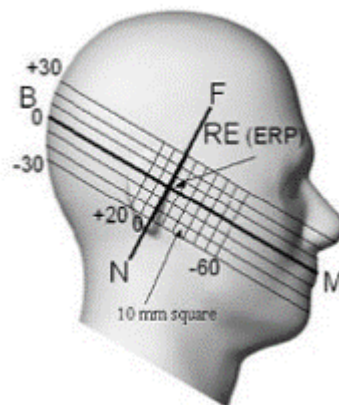
Note: The centre strip including the nose region has a different thickness tolerance.



F-4. Sagittally bisected phantom with extended perimeter (shown placed on its side as used for SAR measurements)



F-5. Close-up side view of phantom, showing the ear region, N-F and B-M lines, and seven cross-sectional plane locations



F-6. Side view of the phantom showing relevant markings and seven cross-sectional plane locations



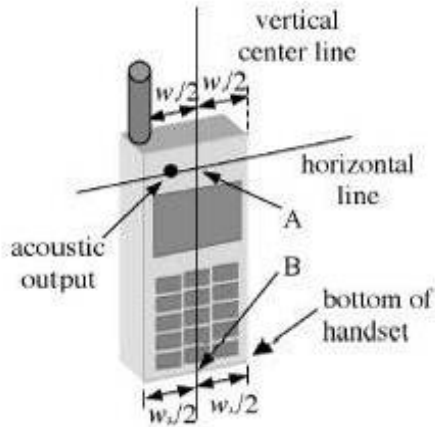
Unless otherwise agreed in writing, this document is issued by the Company subject to its General Conditions of Service printed overleaf, available on request or accessible at <http://www.sgs.com/en/Terms-and-Conditions.aspx> and, for electronic format documents, subject to Terms and Conditions for Electronic Documents at <http://www.sgs.com/en/Terms-and-Conditions/Terms-e-Documents.aspx>. Attention is drawn to the limitation of liability, indemnification and jurisdiction issues defined therein. Any holder of this document is advised that information contained hereon reflects the Company's findings at the time of its intervention only and within the limits of Client's instructions, if any. The Company's sole responsibility is to its Client and this document does not exonerate parties to a transaction from exercising all their rights and obligations under the transaction documents. This document cannot be reproduced except in full, without prior written approval of the Company. Any unauthorized alteration, forgery or falsification of the content or appearance of this document is unlawful and offenders may be prosecuted to the fullest extent of the law. Unless otherwise stated the results shown in this test report refer only to the sample(s) tested and such sample(s) are retained for 30 days only.

Attention: To check the authenticity of testing/inspection report & certificate, please contact us at telephone: (86-755) 8307 1443, or email: CN.Doccheck@sgs.com

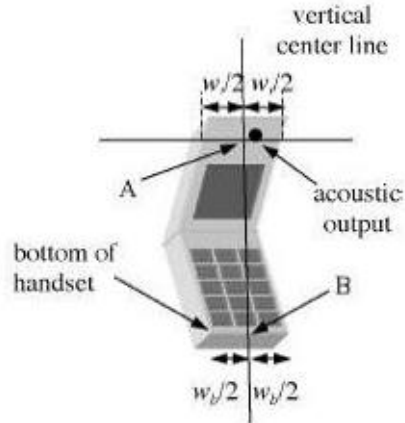
South of No. 6 Plant, No. 1, Runsheng Road, Suzhou Industrial Park, Suzhou Area, China (Jiangsu) Pilot Free Trade Zone 215000

t (86-512) 62992980 www.sgs.com.cn
 t (86-512) 62992980 sgs.china@sgs.com

5.1.2 EUT constructions



F-7. Handset vertical and horizontal reference lines-“fixed case”



F-8. Handset vertical and horizontal reference lines-“clam-shell case”

5.1.3 Definition of the “cheek” position

- Position the device with the vertical centre line of the body of the device and the horizontal line crossing the centre of the ear piece in a plane parallel to the sagittal plane of the phantom ("initial position"). While maintaining the device in this plane, align the vertical centre line with the reference plane containing the three ear and mouth reference points (M, RE and LE) and align the centre of the ear piece with the line RE-LE.
- Translate the mobile phone box towards the phantom with the ear piece aligned with the line LE-RE until telephone touches the ear. While maintaining the device in the reference plane and maintaining the phone contact with the ear, move the bottom of the box until any point on the front side is in contact with the cheek of the phantom or until contact with the ear is lost.

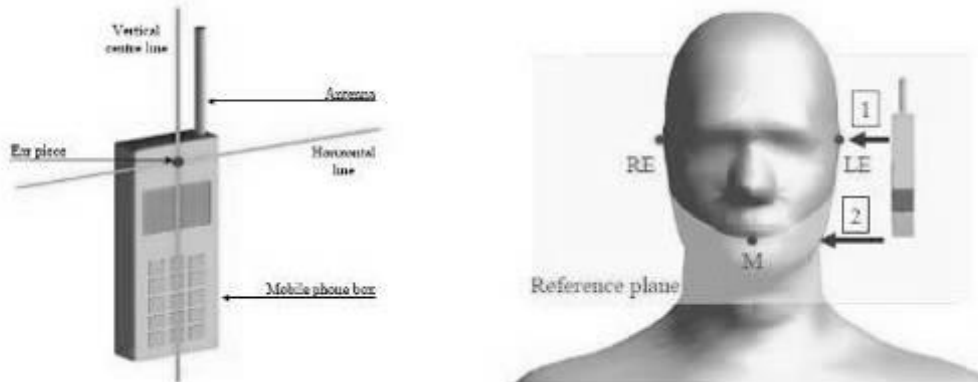


Unless otherwise agreed in writing, this document is issued by the Company subject to its General Conditions of Service printed overleaf, available on request or accessible at <http://www.sgs.com/en/Terms-and-Conditions.aspx> and, for electronic format documents, subject to Terms and Conditions for Electronic Documents at <http://www.sgs.com/en/Terms-and-Conditions/Terms-e-Document.aspx>. Attention is drawn to the limitation of liability, indemnification and jurisdiction issues defined therein. Any holder of this document is advised that information contained hereon reflects the Company's findings at the time of its intervention only and within the limits of Client's instructions, if any. The Company's sole responsibility is to its Client and this document does not exonerate parties to a transaction from exercising all their rights and obligations under the transaction documents. This document cannot be reproduced except in full, without prior written approval of the Company. Any unauthorized alteration, forgery or falsification of the content or appearance of this document is unlawful and offenders may be prosecuted to the fullest extent of the law. Unless otherwise stated the results shown in this test report refer only to the sample(s) tested and such sample(s) are retained for 30 days only.

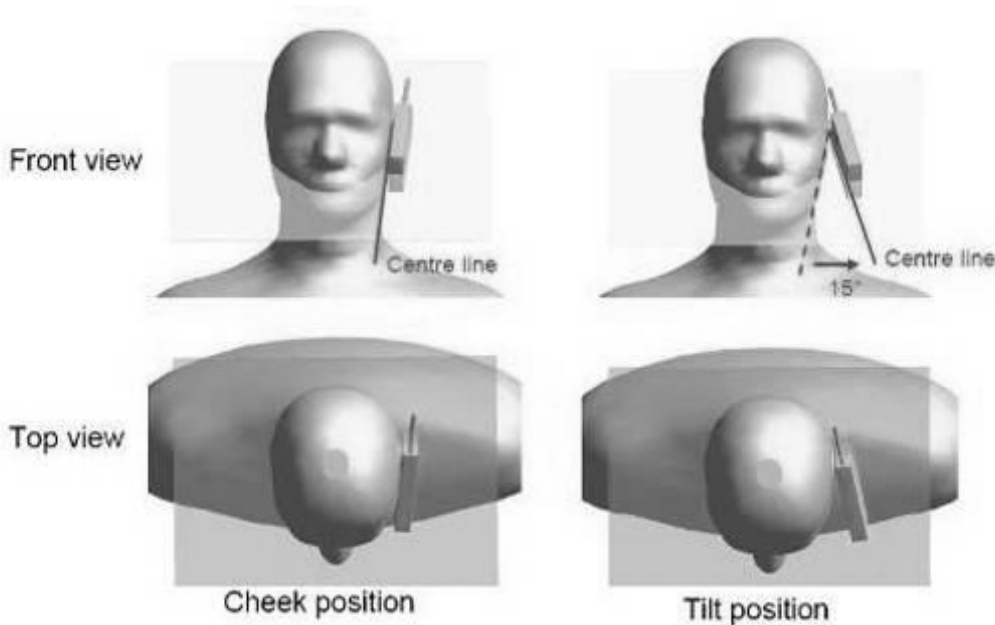
Attention: To check the authenticity of testing /inspection report & certificate, please contact us at telephone: (86-755) 8307 1443, or email: CN.Doccheck@sgs.com
 South of No. 6 Plant, No. 1, Runsheng Road, Suzhou Industrial Park, Suzhou Area, China (Jiangsu) Pilot Free Trade Zone 215000 t (86-512) 62992980 www.sgsgroup.com.cn
 中国·苏州·中国(江苏)自由贸易试验区苏州片区苏州工业园区润胜路1号的6号厂房南面 邮编: 215000 t (86-512) 62992980 sgs.china@sgs.com

5.1.4 Definition of the “tilted” position

- a) Position the device in the “cheek” position described above;
- b) While maintaining the device in the reference plane described above and pivoting against the ear, move it outward away from the mouth by an angle of 15 degrees or until contact with the ear is lost.



F-9. Definition of the reference lines and points, on the phone and on the phantom and initial position



F-10. “Cheek” and “tilt” positions of the mobile phone on the left side



Unless otherwise agreed in writing, this document is issued by the Company subject to its General Conditions of Service printed overleaf, available on request or accessible at <http://www.sgs.com/en/Terms-and-Conditions.aspx> and, for electronic format documents, subject to Terms and Conditions for Electronic Documents at <http://www.sgs.com/en/Terms-and-Conditions/Terms-e-Documents.aspx>. Attention is drawn to the limitation of liability, indemnification and jurisdiction issues defined therein. Any holder of this document is advised that information contained hereon reflects the Company's findings at the time of its intervention only and within the limits of Client's instructions, if any. The Company's sole responsibility is to its Client and this document does not exonerate parties to a transaction from exercising all their rights and obligations under the transaction documents. This document cannot be reproduced except in full, without prior written approval of the Company. Any unauthorized alteration, forgery or falsification of the content or appearance of this document is unlawful and offenders may be prosecuted to the fullest extent of the law. Unless otherwise stated the results shown in this test report refer only to the sample(s) tested and such sample(s) are retained for 30 days only.

Attention: To check the authenticity of testing /inspection report & certificate, please contact us at telephone: (86-755) 8307 1443, or email: CN.Doccheck@sgs.com

South of No. 6 Plant, No. 1, Runsheng Road, Suzhou Industrial Park, Suzhou Area, China (Jiangsu) Pilot Free Trade Zone 215000
 中国·苏州·中国(江苏)自由贸易试验区苏州片区苏州工业园区润胜路1号的6号厂房南楼 邮编: 215000

t (86-512) 62992980 www.sgs.com.cn
 t (86-512) 62992980 sgs.china@sgs.com

5.2 Body Exposure Condition

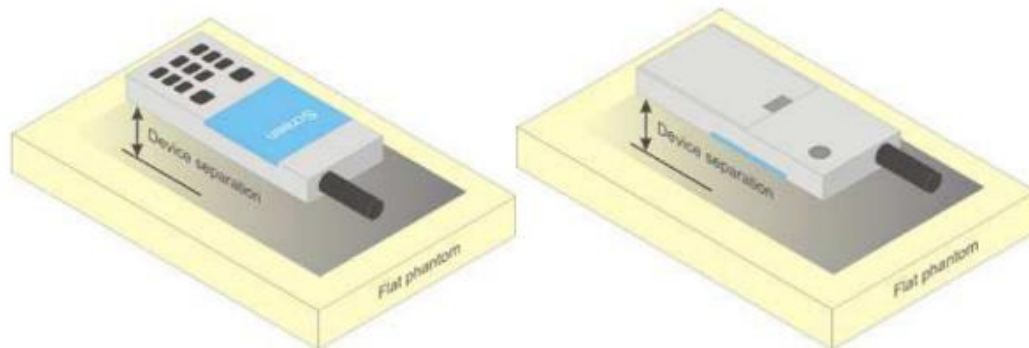
5.2.1 Body-worn accessory exposure conditions

Body-worn operating configurations should be tested with the belt-clips and holsters attached to the device and positioned against a flat phantom in normal use configurations.

Body-worn operating configurations are tested with the belt-clips and holsters attached to the device and positioned against a flat phantom in a normal use configuration. Per FCC KDB Publication 648474 D04, Body-worn accessory exposure is typically related to voice mode operations when handsets are carried in body-worn accessories. The body-worn accessory procedures in FCC KDB Publication 447498 D01 should be used to test for body-worn accessory SAR compliance, without a headset connected to it. This enables the test results for such configuration to be compatible with that required for hotspot mode when the body-worn accessory test separation distance is greater than or equal to that required for hotspot mode, when applicable. When the reported SAR for a body-worn accessory, measured without a headset connected to the handset, is $> 1.2 \text{ W/kg}$, the highest reported SAR configuration for that wireless mode and frequency band should be repeated for that body-worn accessory with a headset attached to the handset.

Accessories for Body-worn operation configurations are divided into two categories: those that do not contain metallic components and those that do contain metallic components. When multiple accessories that do not contain metallic components are supplied with the device, the device is tested with only the accessory that dictates the closest spacing to the body. Then multiple accessories that contain metallic components are tested with the device with each accessory. If multiple accessories share an identical metallic component (i.e. the same metallic belt-clip used with different holsters with no other metallic components) only the accessory that dictates the closest spacing to the body is tested.

Body-worn accessories may not always be supplied or available as options for some devices intended to be authorized for body-worn use. In this case, a test configuration with a separation distance between the back of the device and the flat phantom is used. Test position spacing was documented. Transmitters that are designed to operate in front of a person's face, as in push-to-talk configurations, are tested for SAR compliance with the front of the device positioned to face the flat phantom in head fluid. For devices that are carried next to the body such as a shoulder, waist or chest-worn transmitters, SAR compliance is tested with the accessories, including headsets and microphones, attached to the device and positioned against a flat phantom in a normal use configuration.



F-11. Test positions for body-worn devices



Unless otherwise agreed in writing, this document is issued by the Company subject to its General Conditions of Service printed overleaf, available on request or accessible at <http://www.sgs.com/en/Terms-and-Conditions.aspx> and, for electronic format documents, subject to Terms and Conditions for Electronic Documents at <http://www.sgs.com/en/Terms-and-Conditions/Terms-e-Documents.aspx>. Attention is drawn to the limitation of liability, indemnification and jurisdiction issues defined therein. Any holder of this document is advised that information contained hereon reflects the Company's findings at the time of its intervention only and within the limits of Client's instructions, if any. The Company's sole responsibility is to its Client and this document does not exonerate parties to a transaction from exercising all their rights and obligations under the transaction documents. This document cannot be reproduced except in full, without prior written approval of the Company. Any unauthorized alteration, forgery or falsification of the content or appearance of this document is unlawful and offenders may be prosecuted to the fullest extent of the law. Unless otherwise stated the results shown in this test report refer only to the sample(s) tested and such sample(s) are retained for 30 days only.

Attention: To check the authenticity of testing/inspection report & certificate, please contact us at telephone: (86-755) 8307 1443, or email: CN.Doccheck@sgs.com
 South of No. 6 Plant, No. 1, Runsheng Road, Suzhou Industrial Park, Suzhou Area, China (Jiangsu) Pilot Free Trade Zone 215000 t (86-512) 62992980 www.sgs.com.cn
 中国·苏州·中国(江苏)自由贸易试验区苏州片区苏州工业园区润胜路1号的6号厂房南楼 邮编: 215000 t (86-512) 62992980 sgs.china@sgs.com

5.2.2 Wireless Router exposure conditions

Some battery-operated handsets have the capability to transmit and receive user data through simultaneous transmission of WIFI simultaneously with a separate licensed transmitter. The FCC has provided guidance in FCC KDB Publication 941225 D06 where SAR test considerations for handsets ($L \times W \geq 9 \text{ cm} \times 5 \text{ cm}$) are based on a composite test separation distance of 10 mm from the front, back and edges of the device containing transmitting antennas within 2.5 cm of their edges, determined from general mixed use conditions for this type of devices. For devices with form factors smaller than 9 cm x 5 cm, a test separation distance of 5 mm is required.



Unless otherwise agreed in writing, this document is issued by the Company subject to its General Conditions of Service printed overleaf, available on request or accessible at <http://www.sgs.com/en/Terms-and-Conditions.aspx> and, for electronic format documents, subject to Terms and Conditions for Electronic Documents at <http://www.sgs.com/en/Terms-and-Conditions/Terms-e-Documents.aspx>. Attention is drawn to the limitation of liability, indemnification and jurisdiction issues defined therein. Any holder of this document is advised that information contained hereon reflects the Company's findings at the time of its intervention only and within the limits of Client's instructions, if any. The Company's sole responsibility is to its Client and this document does not exonerate parties to a transaction from exercising all their rights and obligations under the transaction documents. This document cannot be reproduced except in full, without prior written approval of the Company. Any unauthorized alteration, forgery or falsification of the content or appearance of this document is unlawful and offenders may be prosecuted to the fullest extent of the law. Unless otherwise stated the results shown in this test report refer only to the sample(s) tested and such sample(s) are retained for 30 days only.
Attention: To check the authenticity of testing/inspection report & certificate, please contact us at telephone: (86-755) 8307 1443, or email: CN.Doccheck@sgs.com

South of No. 6 Plant, No. 1, Runsheng Road, Suzhou Industrial Park, Suzhou Area, China (Jiangsu) Pilot Free Trade Zone 215000 t (86-512) 62992980 www.sgsgroup.com.cn
 中国·苏州·中国(江苏)自由贸易试验区苏州片区苏州工业园区润胜路1号的6号厂房南面 邮编: 215000 t (86-512) 62992980 sgs.china@sgs.com

6 SAR System Verification Procedure

6.1 Tissue Simulate Liquid

6.1.1 Recipes for Tissue Simulate Liquid

The following tables give the recipes for tissue simulating liquids to be used in different frequency bands:

Ingredients (% by weight)	Frequency (MHz)				
	450	700-900	1750-2000	2300-2500	2500-2700
Water	38.56	40.30	55.24	55.00	54.92
Salt (NaCl)	3.95	1.38	0.31	0.2	0.23
Sucrose	56.32	57.90	0	0	0
HEC	0.98	0.24	0	0	0
Bactericide	0.19	0.18	0	0	0
Tween	0	0	44.45	44.80	44.85
Salt: 99+% Pure Sodium Chloride Water: De-ionized, 16 MΩ ⁺ resistivity Tween: Polyoxyethylene (20) sorbitan monolaurate			Sucrose: 98+% Pure Sucrose HEC: Hydroxyethyl Cellulose		
HSL5GHz is composed of the following ingredients: Water: 50-65% Mineral oil: 10-30% Emulsifiers: 8-25% Sodium salt: 0-1.5%					

Table 3: Recipe of Tissue Simulate Liquid



Unless otherwise agreed in writing, this document is issued by the Company subject to its General Conditions of Service printed overleaf, available on request or accessible at <http://www.sgs.com/en/Terms-and-Conditions.aspx> and, for electronic format documents, subject to Terms and Conditions for Electronic Documents at <http://www.sgs.com/en/Terms-and-Conditions/Terms-e-Documents.aspx>. Attention is drawn to the limitation of liability, indemnification and jurisdiction issues defined therein. Any holder of this document is advised that information contained hereon reflects the Company's findings at the time of its intervention only and within the limits of Client's instructions, if any. The Company's sole responsibility is to its Client and this document does not exonerate parties to a transaction from exercising all their rights and obligations under the transaction documents. This document cannot be reproduced except in full, without prior written approval of the Company. Any unauthorized alteration, forgery or falsification of the content or appearance of this document is unlawful and offenders may be prosecuted to the fullest extent of the law. Unless otherwise stated the results shown in this test report refer only to the sample(s) tested and such sample(s) are retained for 30 days only.
 Attention: To check the authenticity of testing / inspection report & certificate, please contact us at telephone: (86-755) 8307 1443, or email: CN.Doccheck@sgs.com

South of No. 6 Plant, No. 1, Runsheng Road, Suzhou Industrial Park, Suzhou Area, China (Jiangsu) Pilot Free Trade Zone 215000
 中国·苏州·中国(江苏)自由贸易试验区苏州片区苏州工业园区润胜路1号的6号厂房南面 邮编: 215000

t (86-512) 62992980 www.sgs.com.cn
 t (86-512) 62992980 sgs.china@sgs.com

6.1.2 Measurement for Tissue Simulate Liquid

The Conductivity (σ) and Permittivity (ρ) are listed in bellow table. For the SAR measurement given in this report. The temperature variation of the Tissue Simulate Liquids was $22\pm 2^{\circ}\text{C}$.

Tissue Type	Measured Frequency (MHz)	Target Tissue ($\pm 5\%$)		Measured Tissue		Liquid Temp.($^{\circ}\text{C}$)	Measured Date
		ϵ_r	$\sigma(\text{S/m})$	ϵ_r	$\sigma(\text{S/m})$		
750 Head	750	41.9 (39.81~44)	0.89 (0.85~0.94)	41.540	0.881	22.1	2021/11/30
750 Head	750	41.9 (39.81~44)	0.89 (0.85~0.94)	42.683	0.883	22.1	2021/12/2
835 Head	835	41.5 (39.43~43.58)	0.90 (0.86~0.95)	42.397	0.924	22.1	2021/11/17
1750 Head	1750	40.1 (38.10~42.11)	1.37 (1.30~1.44)	39.179	1.372	22.2	2021/12/21
1750 Head	1750	40.1 (38.10~42.11)	1.37 (1.30~1.44)	39.371	1.349	22.2	2021/12/24
1900 Head	1900	40.0 (38.00~42.00)	1.40 (1.33~1.47)	40.117	1.404	22.3	2021/11/19
1900 Head	1900	40.0 (38.00~42.00)	1.40 (1.33~1.47)	38.946	1.446	22.3	2021/12/22
2450 Head	2450	39.20 (37.24~41.16)	1.80 (1.71~1.89)	38.177	1.813	22.0	2021/11/20
2600 Head	2600	39.0 (37.05~40.95)	1.96 (1.86~2.06)	37.771	2.022	22.1	2021/12/23

Table 4: Measurement result of Tissue electric parameters



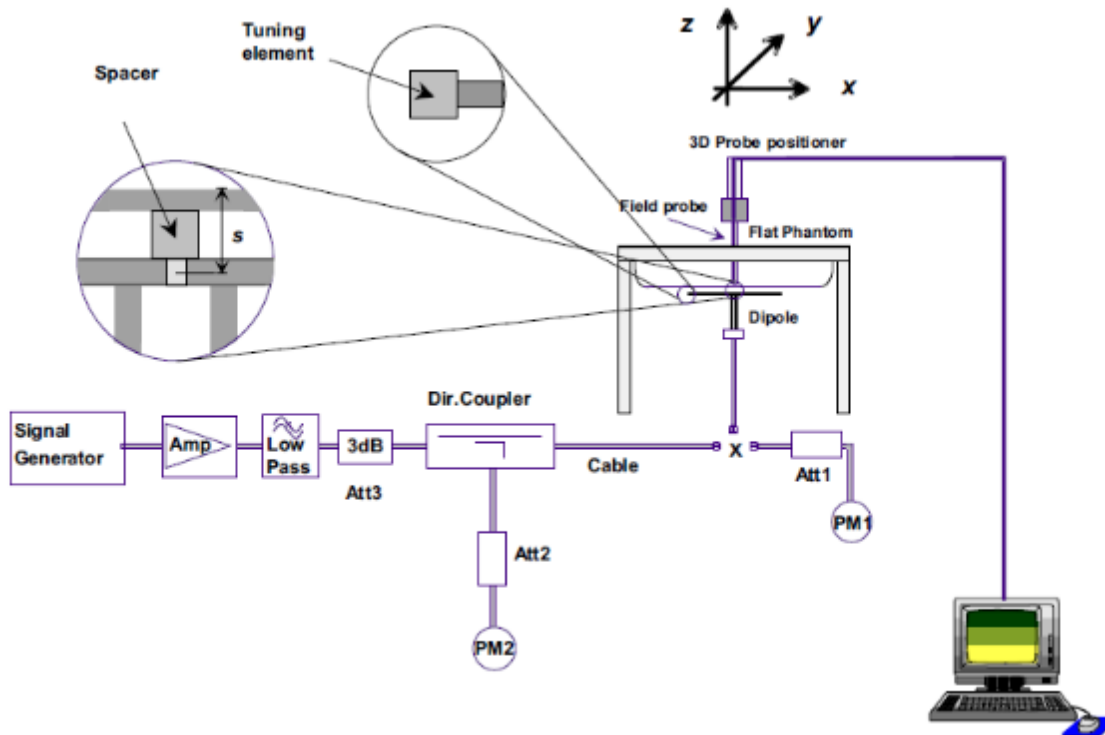
Unless otherwise agreed in writing, this document is issued by the Company subject to its General Conditions of Service printed overleaf, available on request or accessible at <http://www.sgs.com/en/Terms-and-Conditions.aspx> and, for electronic format documents, subject to Terms and Conditions for Electronic Documents at <http://www.sgs.com/en/Terms-and-Conditions/Terms-e-Documents.aspx>. Attention is drawn to the limitation of liability, indemnification and jurisdiction issues defined therein. Any holder of this document is advised that information contained hereon reflects the Company's findings at the time of its intervention only and within the limits of Client's instructions, if any. The Company's sole responsibility is to its Client and this document does not exonerate parties to a transaction from exercising all their rights and obligations under the transaction documents. This document cannot be reproduced except in full, without prior written approval of the Company. Any unauthorized alteration, forgery or falsification of the content or appearance of this document is unlawful and offenders may be prosecuted to the fullest extent of the law. Unless otherwise stated the results shown in this test report refer only to the sample(s) tested and such sample(s) are retained for 30 days only.

Attention: To check the authenticity of testing/inspection report & certificate, please contact us at telephone: (86-755) 8307 1443, or email: CN.Doccheck@sgs.com

South of No. 6 Plant, No. 1, Runsheng Road, Suzhou Industrial Park, Suzhou Area, China (Jiangsu) Pilot Free Trade Zone 215000 t (86-512) 62992980 www.sgs.com.cn
 中国·苏州·中国(江苏)自由贸易试验区苏州片区苏州工业园区润胜路1号的6号厂房南楼 邮编: 215000 t (86-512) 62992980 sgs.china@sgs.com

6.2 SAR System Check

The microwave circuit arrangement for system Check is sketched in F-12. The daily system accuracy verification occurs within the flat section of the SAM phantom. A SAR measurement was performed to see if the measured SAR was within +/- 10% from the target SAR values. The tests were conducted on the same days as the measurement of the EUT. The obtained results from the system accuracy verification are displayed in the following table (A power level of 250mW (below 3GHz) or 100mW (3-6GHz) was input to the dipole antenna). During the tests, the ambient temperature of the laboratory was in the range 22±2°C, the relative humidity was in the range 60% and the liquid depth above the ear reference points was above 15±0.5 cm in all the cases. It is seen that the system is operating within its specification, as the results are within acceptable tolerance of the reference values.



F-12. the microwave circuit arrangement used for SAR system check



Unless otherwise agreed in writing, this document is issued by the Company subject to its General Conditions of Service printed overleaf, available on request or accessible at <http://www.sgs.com/en/Terms-and-Conditions.aspx> and, for electronic format documents, subject to Terms and Conditions for Electronic Documents at <http://www.sgs.com/en/Terms-and-Conditions/Terms-e-Documents.aspx>. Attention is drawn to the limitation of liability, indemnification and jurisdiction issues defined therein. Any holder of this document is advised that information contained hereon reflects the Company's findings at the time of its intervention only and within the limits of Client's instructions, if any. The Company's sole responsibility is to its Client and this document does not exonerate parties to a transaction from exercising all their rights and obligations under the transaction documents. This document cannot be reproduced except in full, without prior written approval of the Company. Any unauthorized alteration, forgery or falsification of the content or appearance of this document is unlawful and offenders may be prosecuted to the fullest extent of the law. Unless otherwise stated the results shown in this test report refer only to the sample(s) tested and such sample(s) are retained for 30 days only.

Attention: To check the authenticity of testing /inspection report & certificate, please contact us at telephone: (86-755) 8307 1443, or email: CN.Doccheck@sgs.com

South of No. 6 Plant, No. 1, Runsheng Road, Suzhou Industrial Park, Suzhou Area, China (Jiangsu) Pilot Free Trade Zone 215000

t (86-512) 62992980 www.sgs.com.cn

中国·苏州·中国(江苏)自由贸易试验区苏州片区苏州工业园区润胜路1号的6号厂房南面 邮编: 215000

t (86-512) 62992980 sgs.china@sgs.com

6.2.1 Justification for Extended SAR Dipole Calibrations

1) Referring to KDB865664 D01 requirements for dipole calibration, instead of the typical annual calibration recommended by measurement standards, longer calibration intervals of up to three years may be considered when it is demonstrated that the SAR target, impedance and return loss of a dipole have remain stable according to the following requirements. Each measured dipole is expected to evaluate with the following criteria at least on annual interval in Appendix C.

- a) There is no physical damage on the dipole;
- b) System check with specific dipole is within 10% of calibrated value;
- c) Return-loss is within 10% of calibrated measurement;
- d) Impedance is within 5Ω from the previous measurement.

2) Network analyzer probe calibration against air, distilled water and a shorting block performed before measuring liquid parameters.



Unless otherwise agreed in writing, this document is issued by the Company subject to its General Conditions of Service printed overleaf, available on request or accessible at <http://www.sgs.com/en/Terms-and-Conditions.aspx> and, for electronic format documents, subject to Terms and Conditions for Electronic Documents at <http://www.sgs.com/en/Terms-and-Conditions/Terms-e-Document.aspx>. Attention is drawn to the limitation of liability, indemnification and jurisdiction issues defined therein. Any holder of this document is advised that information contained hereon reflects the Company's findings at the time of its intervention only and within the limits of Client's instructions, if any. The Company's sole responsibility is to its Client and this document does not exonerate parties to a transaction from exercising all their rights and obligations under the transaction documents. This document cannot be reproduced except in full, without prior written approval of the Company. Any unauthorized alteration, forgery or falsification of the content or appearance of this document is unlawful and offenders may be prosecuted to the fullest extent of the law. Unless otherwise stated the results shown in this test report refer only to the sample(s) tested and such sample(s) are retained for 30 days only.

Attention: To check the authenticity of testing /inspection report & certificate, please contact us at telephone: (86-755) 8307 1443, or email: CN.Doccheck@sgs.com

South of No. 6 Plant, No. 1, Runsheng Road, Suzhou Industrial Park, Suzhou Area, China (Jiangsu) Pilot Free Trade Zone 215000 t (86-512) 62992980 www.sgs.com.cn
 中国·苏州·中国(江苏)自由贸易试验区苏州片区苏州工业园区润胜路1号的6号厂房南面 邮编: 215000 t (86-512) 62992980 sgs.china@sgs.com

6.2.2 Summary System Check Result(s)

Validation Kit		Measured SAR 250mW	Measured SAR 250mW	Measured SAR (normalized to 1W)	Measured SAR (normalized to 1W)	Target SAR (normalized to 1W) (±10%)	Target SAR (normalized to 1W) (±10%)	Liquid Temp. (°C)	Measured Date
		1g (W/kg)	10g (W/kg)	1g (W/kg)	10g (W/kg)	1-g(W/kg)	10-g(W/kg)		
D750V3	Head	2.30	1.52	9.20	6.08	8.48 (7.63~9.33)	5.56 (5.00~6.12)	22.1	2021/11/30
D750V3	Head	1.96	1.29	7.84	5.16	8.48 (7.63~9.33)	5.56 (5.00~6.12)	22.1	2021/12/2
D835V2	Head	2.27	1.47	9.08	5.88	9.52 (8.57~10.47)	6.17 (5.55~6.79)	22.1	2021/11/17
D1750V2	Head	8.38	4.42	33.52	17.68	35.3 (31.77~38.83)	18.7 (16.83~20.57)	22.2	2021/12/21
D1750V2	Head	8.25	4.35	33.00	17.40	35.3 (31.77~38.83)	18.7 (16.83~20.57)	22.2	2021/12/24
D1900V2	Head	9.63	4.92	38.52	19.68	39.7 (35.73~43.67)	20.3 (18.27~22.33)	22.3	2021/11/19
D1900V2	Head	9.91	5.07	39.64	20.28	39.7 (35.73~43.67)	20.3 (18.27~22.33)	22.3	2021/12/22
D2450V2	Head	12.60	5.82	50.40	23.28	52.2 (46.98~57.42)	24.5 (22.05~26.95)	22.0	2021/11/20
D2600V2	Head	13.90	6.15	55.60	24.60	57.1 (51.39~62.81)	25.4 (22.86~27.94)	22.1	2021/12/23

Table 5: SAR System Check Result

6.2.3 Detailed System Check Results

Please see the Appendix A



Unless otherwise agreed in writing, this document is issued by the Company subject to its General Conditions of Service printed overleaf, available on request or accessible at <http://www.sgs.com/en/Terms-and-Conditions.aspx> and, for electronic format documents, subject to Terms and Conditions for Electronic Documents at <http://www.sgs.com/en/Terms-and-Conditions/Terms-e-Documents.aspx>. Attention is drawn to the limitation of liability, indemnification and jurisdiction issues defined therein. Any holder of this document is advised that information contained hereon reflects the Company's findings at the time of its intervention only and within the limits of Client's instructions, if any. The Company's sole responsibility is to its Client and this document does not exonerate parties to a transaction from exercising all their rights and obligations under the transaction documents. This document cannot be reproduced except in full, without prior written approval of the Company. Any unauthorized alteration, forgery or falsification of the content or appearance of this document is unlawful and offenders may be prosecuted to the fullest extent of the law. Unless otherwise stated the results shown in this test report refer only to the sample(s) tested and such sample(s) are retained for 30 days only.

Attention: To check the authenticity of testing /inspection report & certificate, please contact us at telephone: (86-755) 8307 1443, or email: CN.Doccheck@sgs.com

South of No. 6 Plant, No. 1, Runsheng Road, Suzhou Industrial Park, Suzhou Area, China (Jiangsu) Pilot Free Trade Zone 215000 t (86-512) 62992980 www.sgs.com.cn
 中国·苏州·中国(江苏)自由贸易试验区苏州片区苏州工业园区润胜路1号的6号厂房南面 邮编: 215000 t (86-512) 62992980 sgs.china@sgs.com

7 Test Configuration

7.1 3G SAR Test Reduction Procedure

According to KDB 941225D01, in the following procedures, the mode tested for SAR is referred to as the primary mode. The equivalent modes considered for SAR test reduction are denoted as secondary modes. Both primary and secondary modes must be in the same frequency band. When the maximum output power and tune-up tolerance specified for production units in a secondary mode is $\leq \frac{1}{4}$ dB higher than the primary mode or when the highest reported SAR of the primary mode is scaled by the ratio of specified maximum output power and tune-up tolerance of secondary to primary mode and the adjusted SAR is ≤ 1.2 W/kg, SAR measurement is not required for the secondary mode. This is referred to as the 3G SAR test reduction procedure in the following SAR test guidance, where the primary mode is identified in the applicable wireless mode test procedures and the secondary mode is wireless mode being considered for SAR test reduction by that procedure. When the 3G SAR test reduction procedure is not satisfied, it is identified as “otherwise” in the applicable procedures; SAR measurement is required for the secondary mode.

7.2 Operation Configurations

7.2.1 GSM Test Configuration

SAR tests for GSM 850 and GSM 1900, a communication link is set up with a base station by air link. Using CMW500 the power lever is set to “5” and “0” in SAR of GSM 850 and GSM 1900. The tests in the band of GSM 850 and GSM 1900 are performed in the mode of GPRS/EGPRS function. Since the GPRS class is 33 for this EUT, it has at most 4 timeslots in uplink and at most 4 timeslots in downlink, the maximum total timeslot is 5. The EGPRS class is 33 for this EUT, it has at most 4 timeslots in uplink, and at most 4 timeslots in downlink, the maximum total timeslot is 5.

SAR test reduction for GPRS and EDGE modes is determined by the source-based time-averaged output power specified for production units, including tune-up tolerance. The data mode with highest specified time-averaged output power should be tested for SAR compliance in the applicable exposure conditions. For modes with the same specified maximum output power and tolerance, the higher number time-slot configuration should be tested.

When SAR tests for EGPRS mode is necessary, GMSK modulation should be used to minimize SAR measurement error due to higher peak-to-average power (PAR) ratios inherent in 8-PSK.

The 3G SAR test reduction procedure is applied to 8-PSK EDGE with GMSK GPRS/EDGE as the primary mode



Unless otherwise agreed in writing, this document is issued by the Company subject to its General Conditions of Service printed overleaf, available on request or accessible at <http://www.sgs.com/en/Terms-and-Conditions.aspx> and, for electronic format documents, subject to Terms and Conditions for Electronic Documents at <http://www.sgs.com/en/Terms-and-Conditions/Terms-e-Documents.aspx>. Attention is drawn to the limitation of liability, indemnification and jurisdiction issues defined therein. Any holder of this document is advised that information contained hereon reflects the Company's findings at the time of its intervention only and within the limits of Client's instructions, if any. The Company's sole responsibility is to its Client and this document does not exonerate parties to a transaction from exercising all their rights and obligations under the transaction documents. This document cannot be reproduced except in full, without prior written approval of the Company. Any unauthorized alteration, forgery or falsification of the content or appearance of this document is unlawful and offenders may be prosecuted to the fullest extent of the law. Unless otherwise stated the results shown in this test report refer only to the sample(s) tested and such sample(s) are retained for 30 days only.
 Attention: To check the authenticity of testing /inspection report & certificate, please contact us at telephone: (86-755) 8307 1443, or email: CN.Doccheck@sgs.com

South of No. 6 Plant, No. 1, Runsheng Road, Suzhou Industrial Park, Suzhou Area, China (Jiangsu) Pilot Free Trade Zone 215000
 中国·苏州·中国(江苏)自由贸易试验区苏州片区苏州工业园区润胜路1号的6号厂房南面 邮编: 215000

t (86-512) 62992980 www.sgs.com.cn
 t (86-512) 62992980 sgs.china@sgs.com

7.2.2 WCDMA Test Configuration

1) . Output Power Verification

Maximum output power is verified on the high, middle and low channels according to procedures described in section 5.2 of 3GPP TS 34.121, using the appropriate RMC or AMR with TPC (transmit power control) set to all "1's" for WCDMA/HSDPA or by applying the required inner loop power control procedures to maintain maximum output power while HSUPA is active. Results for all applicable physical channel configurations (DPCCH, DPDCHn and spreading codes, HSDPA, HSPA) are required in the SAR report. All configurations that are not supported by the handset or cannot be measured due to technical or equipment limitations must be clearly identified.

2) . Head SAR

SAR for next to the ear head exposure is measured using a 12.2 kbps RMC with TPC bits configured to all "1's". The 3G SAR test reduction procedure is applied to AMR configurations with 12.2 kbps RMC as the primary mode. Otherwise, SAR is measured for 12.2 kbps AMR in 3.4 kbps SRB (signaling radio bearer) using the highest reported SAR configuration in 12.2 kbps RMC for head exposure

3) . Body SAR

SAR for body configurations is measured using a 12.2 kbps RMC with TPC bits configured to all "1's". The 3G SAR test reduction procedure is applied to other spreading codes and multiple DPDCHn configurations supported by the handset with 12.2 kbps RMC as the primary mode. Otherwise, SAR is measured using an applicable RMC configuration with the corresponding spreading code or DPDCHn, for the highest reported body-worn accessory exposure SAR configuration in 12.2 kbps RMC. When more than 2 DPDCHn are supported by the handset, it may be necessary to configure additional DPDCHn using FTM (Factory Test Mode) or other chipset based test approaches with parameters similar to those used in 384 kbps and 768 kbps RMC.

4) . HSDPA / HSUPA / DC-HSDPA

According to KDB 941225 D01v03, RMC 12.2kbps setting is used to evaluate SAR. If the maximum output power and tune-up tolerance specified for production units in HSDPA / HSUPA / DC-HSDPA is $\leq \frac{1}{4}$ dB higher than RMC 12.2Kbps or when the highest reported SAR of the RMC12.2Kbps is scaled by the ratio of specified maximum output power and tune-up tolerance of HSDPA / HSUPA / DC-HSDPA to RMC12.2Kbps and the adjusted SAR is ≤ 1.2 W/kg, SAR measurement is not required for HSDPA / HSUPA / DC-HSDPA

a) HSDPA

HSDPA is configured according to the applicable UE category of a test device. The number of HS-DSCH/HS-PDSCHs, HARQ processes, minimum inter-TTI interval, transport block sizes and RV coding sequence are defined by the H-set. To maintain a consistent test configuration and stable transmission conditions, QPSK is used in the H-set for SAR testing. HS-DPCCH should be configured with a CQI feedback cycle of 4 ms and a CQI repetition factor of 2 to maintain a constant rate of active CQI slots. DPCCH and DPDCH gain factors (β_c , β_d), and HS-DPCCH power offset parameters (Δ_{ACK} , Δ_{NACK} , Δ_{CQI}) are set according to values indicated in the following table. The CQI value is determined by the UE category, transport block size, number of HS-PDSCHs and modulation used in the H-set.



Unless otherwise agreed in writing, this document is issued by the Company subject to its General Conditions of Service printed overleaf, available on request or accessible at <http://www.sgs.com/en/Terms-and-Conditions.aspx> and, for electronic format documents, subject to Terms and Conditions for Electronic Documents at <http://www.sgs.com/en/Terms-and-Conditions/Terms-e-Documents.aspx>. Attention is drawn to the limitation of liability, indemnification and jurisdiction issues defined therein. Any holder of this document is advised that information contained hereon reflects the Company's findings at the time of its intervention only and within the limits of Client's instructions, if any. The Company's sole responsibility is to its Client and this document does not exonerate parties to a transaction from exercising all their rights and obligations under the transaction documents. This document cannot be reproduced except in full, without prior written approval of the Company. Any unauthorized alteration, forgery or falsification of the content or appearance of this document is unlawful and offenders may be prosecuted to the fullest extent of the law. Unless otherwise stated the results shown in this test report refer only to the sample(s) tested and such sample(s) are retained for 30 days only.

Attention: To check the authenticity of testing /inspection report & certificate, please contact us at telephone: (86-755) 8307 1443, or email: CN.Doccheck@sgs.com

South of No. 6 Plant, No. 1, Runsheng Road, Suzhou Industrial Park, Suzhou Area, China (Jiangsu) Pilot Free Trade Zone 215000

t (86-512) 62992980 www.sgsgroup.com.cn

中国·苏州·中国(江苏)自由贸易试验区苏州片区苏州工业园区润胜路1号的6号厂房南楼 邮编: 215000

t (86-512) 62992980 sgs.china@sgs.com

Sub-test	βc	Bd	$\beta d(SF)$	$\beta c/\beta d$	β_{hs}	CM(dB)	MPR (dB)
1	2/15	15/15	64	2/15	4/15	0.0	0
2	12/15(3)	15/15(3)	64	12/15(3)	24/15	1.0	0
3	15/15	8/15	64	15/8	30/15	1.5	0.5
4	15/15	4/15	64	15/4	30/15	1.5	0.5

Note1: ΔACK , $\Delta NACK$ and $\Delta CQI = 8$ Ahs = $\beta_{hs}/\beta c = 30/15$ $\beta_{hs} = 30/15 * \beta c$
 Note2: For the HS-DPCCH power mask requirement test in clause 5.2C, 5.7A, and the Error Vector Magnitude (EVM) with HS-DPCCH test in clause 5.13.1.A, and HSDPA EVM with phase discontinuity in clause 5.13.1AA, ΔACK and $\Delta NACK = 8$ (Ahs = 30/15) with $\beta_{hs} = 30/15 * \beta c$, and $\Delta CQI = 7$ (Ahs = 24/15) with $\beta_{hs} = 24/15 * \beta c$.
 Note3: CM = 1 for $\beta c/\beta d = 12/15$, $\beta_{hs}/\beta c = 24/15$. For all other combinations of DPDCH, DPCCH and HS-DPCCH the MPR is based on the relative CM difference. This is applicable for only UEs that support HSDPA in release 6 and later releases.

The measurements were performed with a Fixed Reference Channel (FRC) and H-Set 1 QPSK.

Parameter	Value
Nominal average inf. bit rate	534 kbit/s
Inter-TTI Distance	3 TTI"s
Number of HARQ Processes	2 Processes
Information Bit Payload	3202 Bits
MAC-d PDU size	336 Bits
Number Code Blocks	1 Block
Binary Channel Bits Per TTI	4800 Bits
Total Available SMLs in UE	19200 SMLs
Number of SMLs per HARQ Process	9600 SMLs
Coding Rate	0.67
Number of Physical Channel Codes	5

Table 6: settings of required H-Set 1 QPSK acc. to 3GPP 34.121



Unless otherwise agreed in writing, this document is issued by the Company subject to its General Conditions of Service printed overleaf, available on request or accessible at <http://www.sgs.com/en/Terms-and-Conditions.aspx> and, for electronic format documents, subject to Terms and Conditions for Electronic Documents at <http://www.sgs.com/en/Terms-and-Conditions/Terms-e-Documents.aspx>. Attention is drawn to the limitation of liability, indemnification and jurisdiction issues defined therein. Any holder of this document is advised that information contained hereon reflects the Company's findings at the time of its intervention only and within the limits of Client's instructions, if any. The Company's sole responsibility is to its Client and this document does not exonerate parties to a transaction from exercising all their rights and obligations under the transaction documents. This document cannot be reproduced except in full, without prior written approval of the Company. Any unauthorized alteration, forgery or falsification of the content or appearance of this document is unlawful and offenders may be prosecuted to the fullest extent of the law. Unless otherwise stated the results shown in this test report refer only to the sample(s) tested and such sample(s) are retained for 30 days only.
 Attention: To check the authenticity of testing /inspection report & certificate, please contact us at telephone: (86-755) 8307 1443, or email: CN.Doccheck@sgs.com

South of No. 6 Plant, No. 1, Runsheng Road, Suzhou Industrial Park, Suzhou Area, China (Jiangsu) Pilot Free Trade Zone 215000 t (86-512) 62992980 www.sgs.com.cn
 中国·苏州·中国(江苏)自由贸易试验区苏州片区苏州工业园区胜浦路1号6号厂房南楼 邮编: 215000 t (86-512) 62992980 sgs.china@sgs.com

HS-DSCH Category	Maximum HS-DSCH Codes Received	Minimum Inter-TTI Interval	Maximum HS-DSCH Transport Block Bits/HS-DSCH TTI	Total Soft Channel Bits
1	5	3	7298	19200
2	5	3	7298	28800
3	5	2	7298	28800
4	5	2	7298	38400
5	5	1	7298	57600
6	5	1	7298	67200
7	10	1	14411	115200
8	10	1	14411	134400
9	15	1	25251	172800
10	15	1	27952	172800
11	5	2	3630	14400
12	5	1	3630	28800
13	15	1	34800	259200
14	15	1	42196	259200
15	15	1	23370	345600
16	15	1	27952	345600

Table 7: HSDPA UE category

b) HSUPA

Due to inner loop power control requirements in HSUPA, a commercial communication test set should be used for the output power and SAR tests. The 12.2 kbps RMC, FRC H-set 1 and E-DCH configurations for HSUPA should be configured according to the values indicated below as well as other applicable procedures described in the WCDMA Handset and Release 5 HSUPA Data Device sections of 3G device.



Unless otherwise agreed in writing, this document is issued by the Company subject to its General Conditions of Service printed overleaf, available on request or accessible at <http://www.sgs.com/en/Terms-and-Conditions.aspx> and, for electronic format documents, subject to Terms and Conditions for Electronic Documents at <http://www.sgs.com/en/Terms-and-Conditions/Terms-e-Documents.aspx>. Attention is drawn to the limitation of liability, indemnification and jurisdiction issues defined therein. Any holder of this document is advised that information contained hereon reflects the Company's findings at the time of its intervention only and within the limits of Client's instructions, if any. The Company's sole responsibility is to its Client and this document does not exonerate parties to a transaction from exercising all their rights and obligations under the transaction documents. This document cannot be reproduced except in full, without prior written approval of the Company. Any unauthorized alteration, forgery or falsification of the content or appearance of this document is unlawful and offenders may be prosecuted to the fullest extent of the law. Unless otherwise stated the results shown in this test report refer only to the sample(s) tested and such sample(s) are retained for 30 days only.

Attention: To check the authenticity of testing /inspection report & certificate, please contact us at telephone: (86-755) 8307 1443, or email: CN.Doccheck@sgs.com

South of No. 6 Plant, No. 1, Runsheng Road, Suzhou Industrial Park, Suzhou Area, China (Jiangsu) Pilot Free Trade Zone 215000 t (86-512) 62992980 www.sgsgroup.com.cn
 中国·苏州·中国(江苏)自由贸易试验区苏州片区苏州工业园区润胜路1号的6号厂房南楼 邮编: 215000 t (86-512) 62992980 sgs.china@sgs.com

Sub-test ^α	β_c^{α}	β_d^{α}	β_d (SF) ^α	β_c/β_d^{α}	$\beta_{hs}^{(1)}$ ^α	β_{ec}^{α}	β_{ed}^{α}	β_c ^α (SF) ^α	β_{ed}^{α} (code) ^α	CM ⁽²⁾ ^α (dB) ^α	MP R ^α (dB) ^α	AG ⁽⁴⁾ Inde ^x ^α	E-TFC I ^α
1 ^α	11/15 ⁽³⁾ ^α	15/15 ⁽³⁾ ^α	64 ^α	11/15 ⁽³⁾ ^α	22/15 ^α	209/225 ^α	1039/225 ^α	4 ^α	1 ^α	1.0 ^α	0.0 ^α	20 ^α	75 ^α
2 ^α	6/15 ^α	15/15 ^α	64 ^α	6/15 ^α	12/15 ^α	12/15 ^α	94/75 ^α	4 ^α	1 ^α	3.0 ^α	2.0 ^α	12 ^α	67 ^α
3 ^α	15/15 ^α	9/15 ^α	64 ^α	15/9 ^α	30/15 ^α	30/15 ^α	$\beta_{ed1}:47/15^{\alpha}$ $\beta_{ed2}:47/15^{\alpha}$	4 ^α	2 ^α	2.0 ^α	1.0 ^α	15 ^α	92 ^α
4 ^α	2/15 ^α	15/15 ^α	64 ^α	2/15 ^α	4/15 ^α	2/15 ^α	56/75 ^α	4 ^α	1 ^α	3.0 ^α	2.0 ^α	17 ^α	71 ^α
5 ^α	15/15 ⁽⁴⁾ ^α	15/15 ⁽⁴⁾ ^α	64 ^α	15/15 ⁽⁴⁾ ^α	30/15 ^α	24/15 ^α	134/15 ^α	4 ^α	1 ^α	1.0 ^α	0.0 ^α	21 ^α	81 ^α

Note 1: $\Delta ACK, \Delta NACK$ and $\Delta CQI=8$ $A_{hs} = \beta_{hs}/\beta_c = 30/15$ $\beta_{hs} = 30/15 * \beta_c^{\alpha}$

Note 2: CM = 1 for $\beta_c/\beta_d = 12/15, \beta_{hs}/\beta_c = 24/15$. For all other combinations of DPDCH, DPCCH, HS-DPCCH, E-DPDCH and E-DPCCH the MPR is based on the relative CM difference^α

Note 3 : For subtest 1 the β_c/β_d ratio of 11/15 for the TFC during the measurement period (TF1, TF0) is achieved by setting the signalled gain factors for the reference TFC (TF1, TF1) to $\beta_c = 10/15$ and $\beta_d = 15/15^{\alpha}$

Note 4 : For subtest 5 the β_c/β_d ratio of 15/15 for the TFC during the measurement period (TF1, TF0) is achieved by setting the signalled gain factors for the reference TFC (TF1, TF1) to $\beta_c = 14/15$ and $\beta_d = 15/15^{\alpha}$

Note 5 : Testing UE using E-DPDCH Physical Layer category 1 Sub-test 3 is not required according to TS 25.306 Table 5.1g^α

Note 6: β_{ed} can not be set directly; it is set by Absolute Grant Value.^α

Table 8: Subtests for UMTS Release 6 HSUPA

UE Category	E-DCH Codes Transmitted	Number of HARQ Processes	of E-DCH TTI(ms)	Minimum Spreading Factor	Maximum E-DCH Transport Block Bits	Max Rate (Mbps)
1	1	4	10	4	7110	0.7296
2	2	8	2	4	2798	1.4592
	2	4	10	4	14484	
3	2	4	10	4	14484	1.4592
4	2	8	2	2	5772	2.9185
	2	4	10	2	20000	2.00
5	2	4	10	2	20000	2.00
	4	8	10	2SF2&2SF	11484	5.76
6 (No DPDCH)	4	4	2	4	20000	2.00
	4	8	2	2SF2&2SF	22996	?
7 (No DPDCH)	4	4	10	4	20000	?
	4	8	2	2SF2&2SF	22996	?

NOTE: When 4 codes are transmitted in parallel, two codes shall be transmitted with SF2 and two with SF4. UE categories 1 to 6 support QPSK only. UE category 7 supports QPSK and 16QAM. (TS25.306-7.3.0).

Table 9: HSUPA UE category



c) DC-HSDPA

SAR is required for Rel. 8 DC-HSDPA when SAR is required for Rel. 5 HSDPA; otherwise, the 3G SAR test reduction procedure is applied to DC-HSDPA with 12.2 kbps RMC as the primary mode. Power is measured for DC-HSDPA according to the H-Set 12, FRC configuration in Table C.8.1.12 of 3GPP TS 34.121-1 to determine SAR test reduction. A primary and a Second serving HS-DSCH Cell are required to perform the power measurement and for the results to be acceptable.

The following tests were completed according to procedures in section 7.3.13 of 3GPP TS 34.108 v9.5.0. A summary of these settings are illustrated below:

Downlink Physical Channels are set as per 3GPP TS34.121-1 v9.0.0 E.5.0

Table E.5.0: Levels for HSDPA connection setup

Parameter During Connection setup	Unit	Value
P-CPICH_Ec/Ior	dB	-10
P-CCPCH and SCH_Ec/Ior	dB	-12
PICH_Ec/Ior	dB	-15
HS-PDSCH	dB	off
HS-SCCH_1	dB	off
DPCH_Ec/Ior	dB	-5
OCNS_Ec/Ior	dB	-3.1

Call is set up as per 3GPP TS34.108 v9.5.0 sub clause 7.3.13.

The configurations of the fixed reference channels for HSDPA RF tests are described in 3GPP TS 34.121, annex C for FDD and 3GPP TS 34.122.

The measurements were performed with a Fixed Reference Channel (FRC) H-Set 12 with QPSK.

Parameter	Value
Nominal average inf. bit rate	60 kbit/s
Inter-TTI Distance	1 TTI's
Number of HARQ Processes	6 Processes
Information Bit Payload	120 Bits
Number Code Blocks	1 Block
Binary Channel Bits Per TTI	960 Bits
Total Available SMLs in UE	19200 SMLs
Number of SMLs per HARQ Process	3200 SMLs
Coding Rate	0.15
Number of Physical Channel Codes	1

Table 10: settings of required H-Set 12 QPSK acc. to 3GPP 34.121

Note:

1. The RMC is intended to be used for DC-HSDPA mode and both cells shall transmit with identical parameters as listed in the table above.
2. Maximum number of transmission is limited to 1, i.e., retransmission is not allowed. The redundancy and constellation version 0 shall be used.



Unless otherwise agreed in writing, this document is issued by the Company subject to its General Conditions of Service printed overleaf, available on request or accessible at <http://www.sgs.com/en/Terms-and-Conditions.aspx> and, for electronic format documents, subject to Terms and Conditions for Electronic Documents at <http://www.sgs.com/en/Terms-and-Conditions/Terms-e-Documents.aspx>. Attention is drawn to the limitation of liability, indemnification and jurisdiction issues defined therein. Any holder of this document is advised that information contained hereon reflects the Company's findings at the time of its intervention only and within the limits of Client's instructions, if any. The Company's sole responsibility is to its Client and this document does not exonerate parties to a transaction from exercising all their rights and obligations under the transaction documents. This document cannot be reproduced except in full, without prior written approval of the Company. Any unauthorized alteration, forgery or falsification of the content or appearance of this document is unlawful and offenders may be prosecuted to the fullest extent of the law. Unless otherwise stated the results shown in this test report refer only to the sample(s) tested and such sample(s) are retained for 30 days only.

Attention: To check the authenticity of testing / inspection report & certificate, please contact us at telephone: (86-755) 8307 1443, or email: CN.Doccheck@sgs.com
 South of No. 6 Plant, No. 1, Runsheng Road, Suzhou Industrial Park, Suzhou Area, China (Jiangsu) Pilot Free Trade Zone 215000 t (86-512) 62992980 www.sgs.com.cn
 中国·苏州·中国(江苏)自由贸易试验区苏州片区苏州工业园区润胜路1号的6号厂房南楼 邮编: 215000 t (86-512) 62992980 sgs.china@sgs.com

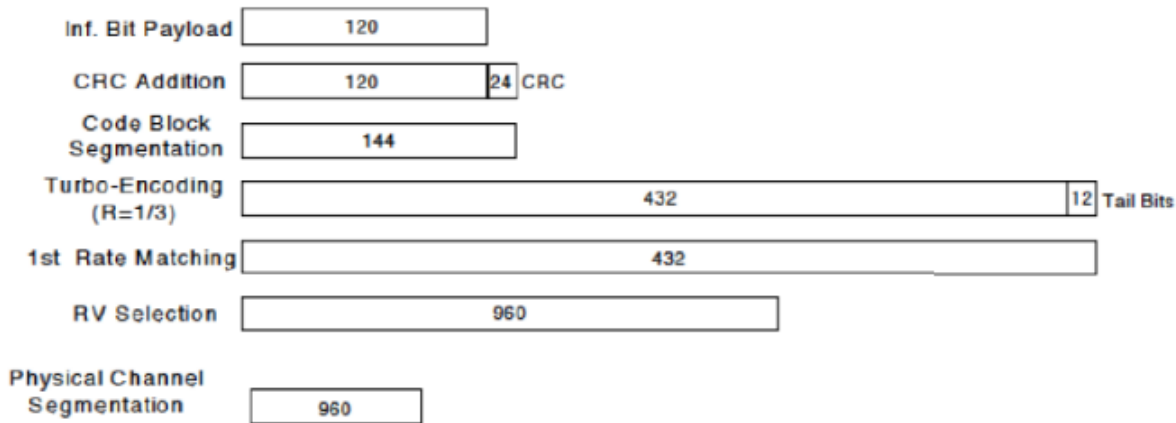


Figure C.8.19: Coding rate for Fixed reference Channel H-Set 12 (QPSK)

The following 4 Sub-tests for HSDPA were completed according to Release 5 procedures. A summary of subtest settings are illustrated below:

Sub-test ¹	β_c ²	β_d ²	β_d ·(SF) ²	β_c/β_d ²	β_{hs} (1) ²	CM(dB)(2) ²	MPR·(dB) ²
1 ²	2/15 ²	15/15 ²	64 ²	2/15 ²	4/15 ²	0.0 ²	0 ²
2 ²	12/15(3) ²	15/15(3) ²	64 ²	12/15(3) ²	24/15 ²	1.0 ²	0 ²
3 ²	15/15 ²	8/15 ²	64 ²	15/8 ²	30/15 ²	1.5 ²	0.5 ²
4 ²	15/15 ²	4/15 ²	64 ²	15/4 ²	30/15 ²	1.5 ²	0.5 ²

Note 1: Δ ACK, Δ NACK and Δ CQI=8 $A_{hs} = \beta_{hs}/\beta_c = 30/15$ $\beta_{hs} = 30/15 * \beta_c$
 Note 2 : CM=1 for $\beta_c/\beta_d=12/15$, $\beta_{hs}/\beta_c = 24/15$. For all other combinations of DPDCH, DPCCH and HS-DPCCH the MPR is based on the relative CM difference. This is applicable for only UEs that support HSDPA in release 6 and later releases.
 Note 3 : For subtest 2 the β_c/β_d ratio of 12/15 for the TFC during the measurement period (TF1, TF0) is achieved by setting the signalled gain factors for the reference TFC (TF1, TF1) to $\beta_c = 11/15$ and $\beta_d = 15/15$

Up commands are set continuously to set the UE to Max power.

Note:

1. The Dual Carriers transmission only applies to HSDPA physical channels
2. The Dual Carriers belong to the same Node and are on adjacent carriers.
3. The Dual Carriers do not support MIMO to serve UEs configured for dual cell operation
4. The Dual Carriers operate in the same frequency band.
5. The device doesn't support the modulation of 16QAM in uplink but 64QAM in downlink for DC-HSDPA mode.
6. The device doesn't support carrier aggregation for it just can operate in Release 8.



Unless otherwise agreed in writing, this document is issued by the Company subject to its General Conditions of Service printed overleaf, available on request or accessible at <http://www.sgs.com/en/Terms-and-Conditions.aspx> and, for electronic format documents, subject to Terms and Conditions for Electronic Documents at <http://www.sgs.com/en/Terms-and-Conditions/Terms-e-Documents.aspx>. Attention is drawn to the limitation of liability, indemnification and jurisdiction issues defined therein. Any holder of this document is advised that information contained hereon reflects the Company's findings at the time of its intervention only and within the limits of Client's instructions, if any. The Company's sole responsibility is to its Client and this document does not exonerate parties to a transaction from exercising all their rights and obligations under the transaction documents. This document cannot be reproduced except in full, without prior written approval of the Company. Any unauthorized alteration, forgery or falsification of the content or appearance of this document is unlawful and offenders may be prosecuted to the fullest extent of the law. Unless otherwise stated the results shown in this test report refer only to the sample(s) tested and such sample(s) are retained for 30 days only.
 Attention: To check the authenticity of testing /inspection report & certificate, please contact us at telephone: (86-755) 8307 1443, or email: CN.Doccheck@sgs.com

South of No. 6 Plant, No. 1, Runsheng Road, Suzhou Industrial Park, Suzhou Area, China (Jiangsu) Pilot Free Trade Zone 215000 t (86-512) 62992980 www.sgs.com.cn
 中国·苏州·中国(江苏)自由贸易试验区苏州片区苏州工业园区润胜路1号的6号厂房南楼 邮编: 215000 t (86-512) 62992980 sgs.china@sgs.com

d) **HSPA+**

Per KDB941225D01, SAR is required for Rel. 7 HSPA+ when SAR is required for Rel. 6 HSPA; otherwise, the 3G SAR test reduction procedure is applied to (uplink) HSPA+ with 12.2 kbps RMC as the primary mode. Power is measured for HSPA+ that supports uplink 16 QAM according to configurations in Table C.11.1.4 of 3GPP TS 34.121-1 to determine SAR test reduction.

Table C.11.1.4: β values for transmitter characteristics tests with HS-DPCCH and E-DCH with 16QAM

Sub-test	β_{c+} (Note3)	β_{d+}	β_{HS+} (Note1)	β_{EC+}	β_{Ed+} (2xSF2) (Note 4)	β_{Ed+} (2xSF4) (Note 4)	CM (dB) (Note 2)	MPR (dB) (Note 2)	AG Index (Note 4)	E-TFCI (Note 5)	E-TFCI (boost)
1	1	0	30/15	30/15	β_{Ed1} : 30/15 β_{Ed2} : 30/15	β_{Ed3} : 24/15 β_{Ed4} : 24/15	3.5	2.5	14	105	105

Note 1: Δ_{ACK} , Δ_{NACK} and $\Delta_{CQI} = 30/15$ with $\beta_{HS} = 30/15 * \beta_c$.

Note 2: CM = 3.5 and the MPR is based on the relative CM difference, MPR = MAX(CM-1,0).

Note 3: DPDCH is not configured, therefore the β_c is set to 1 and $\beta_d = 0$ by default.

Note 4: β_{Ed} can not be set directly; it is set by Absolute Grant Value.

Note 5: All the sub-tests require the UE to transmit 2SF2+2SF4 16QAM EDCH and they apply for UE using E-DPDCH category 7. E-DCH TTI is set to 2ms TTI and E-DCH table index = 2. To support these E-DCH configurations DPDCH is not allocated. The UE is signalled to use the extrapolation algorithm.



Unless otherwise agreed in writing, this document is issued by the Company subject to its General Conditions of Service printed overleaf, available on request or accessible at <http://www.sgs.com/en/Terms-and-Conditions.aspx> and, for electronic format documents, subject to Terms and Conditions for Electronic Documents at <http://www.sgs.com/en/Terms-and-Conditions/Terms-e-Documents.aspx>. Attention is drawn to the limitation of liability, indemnification and jurisdiction issues defined therein. Any holder of this document is advised that information contained hereon reflects the Company's findings at the time of its intervention only and within the limits of Client's instructions, if any. The Company's sole responsibility is to its Client and this document does not exonerate parties to a transaction from exercising all their rights and obligations under the transaction documents. This document cannot be reproduced except in full, without prior written approval of the Company. Any unauthorized alteration, forgery or falsification of the content or appearance of this document is unlawful and offenders may be prosecuted to the fullest extent of the law. Unless otherwise stated the results shown in this test report refer only to the sample(s) tested and such sample(s) are retained for 30 days only.

Attention: To check the authenticity of testing/inspection report & certificate, please contact us at telephone: (86-755) 8307 1443, or email: CN.Doccheck@sgs.com

South of No. 6 Plant, No. 1, Runsheng Road, Suzhou Industrial Park, Suzhou Area, China (Jiangsu) Pilot Free Trade Zone 215000 t (86-512) 62992980 www.sgs.com.cn
 中国·苏州·中国(江苏)自由贸易试验区苏州片区苏州工业园区润胜路1号的6号厂房南楼 邮编: 215000 t (86-512) 62992980 sgs.china@sgs.com

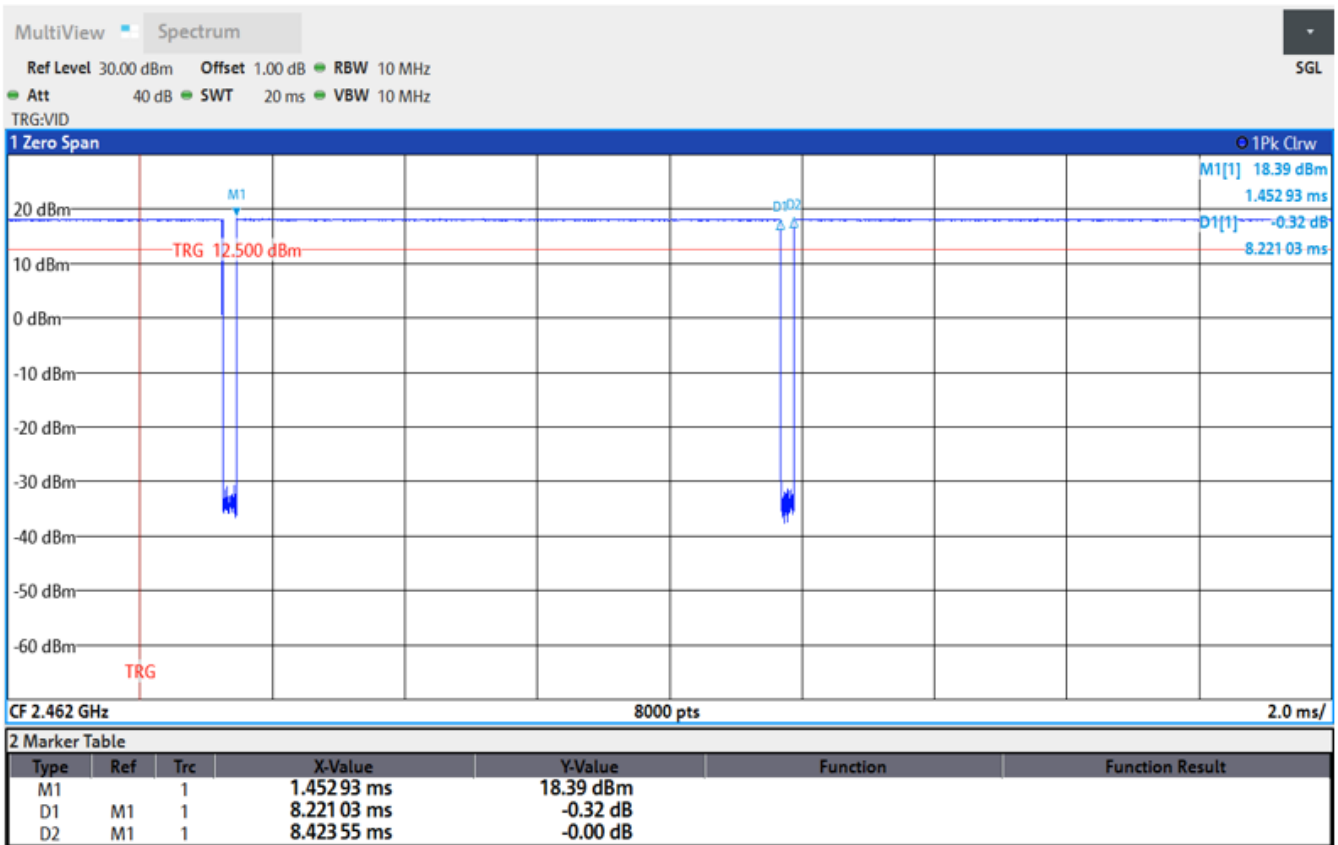
7.2.3 WiFi Test Configuration

A Wi-Fi device must be configured to transmit continuously at the required data rate, channel bandwidth and signal modulation, using the highest transmission duty factor supported by the test mode tools for SAR measurement.

7.2.3.1 Duty cycle

Wi-Fi 2.4GHz 802.11b:

Duty cycle=8.22103/8.42355 =97.60%



Unless otherwise agreed in writing, this document is issued by the Company subject to its General Conditions of Service printed overleaf, available on request or accessible at <http://www.sgs.com/en/Terms-and-Conditions.aspx> and, for electronic format documents, subject to Terms and Conditions for Electronic Documents at <http://www.sgs.com/en/Terms-and-Conditions/Terms-e-Documents.aspx>. Attention is drawn to the limitation of liability, indemnification and jurisdiction issues defined therein. Any holder of this document is advised that information contained hereon reflects the Company's findings at the time of its intervention only and within the limits of Client's instructions, if any. The Company's sole responsibility is to its Client and this document does not exonerate parties to a transaction from exercising all their rights and obligations under the transaction documents. This document cannot be reproduced except in full, without prior written approval of the Company. Any unauthorized alteration, forgery or falsification of the content or appearance of this document is unlawful and offenders may be prosecuted to the fullest extent of the law. Unless otherwise stated the results shown in this test report refer only to the sample(s) tested and such sample(s) are retained for 30 days only.

Attention: To check the authenticity of testing /inspection report & certificate, please contact us at telephone: (86-755) 8307 1443, or email: CN.Doccheck@sgs.com

South of No. 6 Plant, No. 1, Runsheng Road, Suzhou Industrial Park, Suzhou Area, China (Jiangsu) Pilot Free Trade Zone 215000
 中国·苏州·中国(江苏)自由贸易试验区苏州片区苏州工业园区润胜路1号的6号厂房南座 邮编: 215000

t (86-512) 62992980 www.sgs.com.cn
 t (86-512) 62992980 sgs.china@sgs.com

7.2.3.2 Initial Test Position SAR Test Reduction Procedure

DSSS and OFDM configurations are considered separately according to the required SAR procedures. SAR is measured in the initial test position using the 802.11 transmission mode configuration required by the DSSS procedure or initial test configuration and subsequent test configuration(s) according to the OFDM procedures. The initial test position procedure is described in the following:

- 1) . When the reported SAR of the initial test position is ≤ 0.4 W/kg, further SAR measurement is not required for the other (remaining) test positions in that exposure configuration and 802.11 transmission mode combinations within the frequency band or aggregated band. SAR is also not required for that exposure configuration in the subsequent test configuration(s).
- 2) . When the reported SAR of the initial test position is > 0.4 W/kg, SAR is repeated for the 802.11 transmission mode configuration tested in the initial test position using subsequent highest extrapolated or estimated 1-g SAR conditions determined by area scans or next closest/smallest test separation distance and maximum RF coupling test positions based on manufacturer justification, on the highest maximum output power channel, until the reported SAR is ≤ 0.8 W/kg or all required test positions (left, right, touch, tilt or subsequent surfaces and edges) are tested.
- 3) . For all positions/configurations tested using the initial test position and subsequent test positions, when the reported SAR is > 0.8 W/kg, SAR is measured for these test positions/configurations on the subsequent next highest measured output power channel(s) until the reported SAR is ≤ 1.2 W/kg or all required channels are tested. a) Additional power measurements may be required for this step, which should be limited to those necessary for identifying the subsequent highest output power channels.

7.2.3.3 Initial Test Configuration Procedures

An initial test configuration is determined for OFDM transmission modes according to the channel bandwidth, modulation and data rate combination(s) with the highest maximum output power specified for production units in each standalone and aggregated frequency band. SAR is measured using the highest measured maximum output power channel. For configurations with the same specified or measured maximum output power, additional transmission mode and test channel selection procedures are required. SAR test reduction for subsequent highest output test channels is determined according to *reported* SAR of the initial test configuration. For next to the ear, hotspot mode and UMC mini-tablet exposure configurations where multiple test positions are required, the initial test position procedure is applied to minimize the number of test positions required for SAR measurement using the initial test configuration transmission mode. For fixed exposure conditions that do not have multiple SAR test positions, SAR is measured in the transmission mode determined by the initial test configuration.

When the *reported* SAR of the initial test configuration is > 0.8 W/kg, SAR measurement is required for subsequent next highest measured output power channel(s) in the initial test configuration until *reported* SAR is ≤ 1.2 W/kg or all required channels are tested.

7.2.3.4 Subsequent Test Configuration Procedures

SAR measurement requirements for the remaining 802.11 transmission mode configurations that have not been tested in the initial test configuration are determined separately for each standalone and aggregated frequency band, in each exposure condition, according to the maximum output power specified for production units. The initial test position procedure is applied to next to the ear, UMPC mini-tablet and hotspot mode configurations. When the same maximum output power is specified for multiple transmission modes, additional power measurements may be required to determine if SAR measurements are required for subsequent highest output power channels in a subsequent test configuration. The subsequent test configuration and SAR measurement procedures are described in the following.

- 1) . When SAR test exclusion provisions of KDB Publication 447498 are applicable and SAR measurement is not required for the initial test configuration, SAR is also not required for the next highest maximum output power transmission mode subsequent test configuration(s) in that frequency band or aggregated band and exposure configuration.



Unless otherwise agreed in writing, this document is issued by the Company subject to its General Conditions of Service printed overleaf, available on request or accessible at <http://www.sgs.com/en/Terms-and-Conditions.aspx> and, for electronic format documents, subject to Terms and Conditions for Electronic Documents at <http://www.sgs.com/en/Terms-and-Conditions/Terms-e-Documents.aspx>. Attention is drawn to the limitation of liability, indemnification and jurisdiction issues defined therein. Any holder of this document is advised that information contained hereon reflects the Company's findings at the time of its intervention only and within the limits of Client's instructions, if any. The Company's sole responsibility is to its Client and this document does not exonerate parties to a transaction from exercising all their rights and obligations under the transaction documents. This document cannot be reproduced except in full, without prior written approval of the Company. Any unauthorized alteration, forgery or falsification of the content or appearance of this document is unlawful and offenders may be prosecuted to the fullest extent of the law. Unless otherwise stated the results shown in this test report refer only to the sample(s) tested and such sample(s) are retained for 30 days only.

Attention: To check the authenticity of testing /inspection report & certificate, please contact us at telephone: (86-755) 8307 1443, or email: CN.Doccheck@sgs.com

South of No. 6 Plant, No. 1, Runsheng Road, Suzhou Industrial Park, Suzhou Area, China (Jiangsu) Pilot Free Trade Zone 215000
中国·苏州·中国(江苏)自由贸易试验区苏州片区苏州工业园区润胜路1号的6号厂房南楼 邮编: 215000

t (86-512) 62992980 www.sgsgroup.com.cn
t (86-512) 62992980 sgs.china@sgs.com

- 2) . When the highest *reported* SAR for the initial test configuration (when applicable, include subsequent highest output channels), according to the initial test position or fixed exposure position requirements, is adjusted by the ratio of the subsequent test configuration to initial test configuration specified maximum output power and the adjusted SAR is ≤ 1.2 W/kg, SAR is not required for that subsequent test configuration.
- 3) . The number of channels in the initial test configuration and subsequent test configuration can be different due to differences in channel bandwidth. When SAR measurement is required for a subsequent test configuration and the channel bandwidth is smaller than that in the initial test configuration, all channels in the subsequent test configuration that overlap with the larger bandwidth channel tested in the initial test configuration should be used to determine the highest maximum output power channel. This step requires additional power measurement to identify the highest maximum output power channel in the subsequent test configuration to determine SAR test reduction.
 - a) SAR should first be measured for the channel with highest measured output power in the subsequent test configuration.
 - b) SAR for subsequent highest measured maximum output power channels in the subsequent test configuration is required only when the *reported* SAR of the preceding higher maximum output power channel(s) in the subsequent test configuration is > 1.2 W/kg or until all required channels are tested. i) For channels with the same measured maximum output power, SAR should be measured using the channel closest to the center frequency of the larger channel bandwidth channel in the initial test configuration.
- 4) . SAR measurements for the remaining highest specified maximum output power OFDM transmission mode configurations that have not been tested in the initial test configuration (highest maximum output) or subsequent test configuration(s) (subsequent next highest maximum output power) is determined by recursively applying the subsequent test configuration procedures in this section to the remaining configurations according to the following:
 - a) replace “subsequent test configuration” with “next subsequent test configuration” (i.e., subsequent next highest specified maximum output power configuration)
 - b) replace “initial test configuration” with “all tested higher output power configurations”



Unless otherwise agreed in writing, this document is issued by the Company subject to its General Conditions of Service printed overleaf, available on request or accessible at <http://www.sgs.com/en/Terms-and-Conditions.aspx> and, for electronic format documents, subject to Terms and Conditions for Electronic Documents at <http://www.sgs.com/en/Terms-and-Conditions/Terms-e-Documents.aspx>. Attention is drawn to the limitation of liability, indemnification and jurisdiction issues defined therein. Any holder of this document is advised that information contained hereon reflects the Company's findings at the time of its intervention only and within the limits of Client's instructions, if any. The Company's sole responsibility is to its Client and this document does not exonerate parties to a transaction from exercising all their rights and obligations under the transaction documents. This document cannot be reproduced except in full, without prior written approval of the Company. Any unauthorized alteration, forgery or falsification of the content or appearance of this document is unlawful and offenders may be prosecuted to the fullest extent of the law. Unless otherwise stated the results shown in this test report refer only to the sample(s) tested and such sample(s) are retained for 30 days only.

Attention: To check the authenticity of testing /inspection report & certificate, please contact us at telephone: (86-755) 8307 1443, or email: CN.Doccheck@sgs.com

South of No. 6 Plant, No. 1, Runsheng Road, Suzhou Industrial Park, Suzhou Area, China (Jiangsu) Pilot Free Trade Zone 215000

t (86-512) 62992980 www.sgs.com.cn

中国·苏州·中国(江苏)自由贸易试验区苏州片区苏州工业园区湖胜路1号的6号厂房南面 邮编: 215000

t (86-512) 62992980 sgs.china@sgs.com

7.2.3.5 2.4 GHz WiFi SAR Procedures

Separate SAR procedures are applied to DSSS and OFDM configurations in the 2.4 GHz band to simplify DSSS test requirements. For 802.11b DSSS SAR measurements, DSSS SAR procedure applies to fixed exposure test position and initial test position procedure applies to multiple exposure test positions. When SAR measurement is required for an OFDM configuration, the initial test configuration, subsequent test configuration and initial test position procedures are applied. The SAR test exclusion requirements for 802.11g/n OFDM configurations are described in following.

- **802.11b DSSS SAR Test Requirements**

SAR is measured for 2.4 GHz 802.11b DSSS using either a fixed test position or, when applicable, the initial test position procedure. SAR test reduction is determined according to the following:

- 1) . When the reported SAR of the highest measured maximum output power channel for the exposure configuration is ≤ 0.8 W/kg, no further SAR testing is required for 802.11b DSSS in that exposure configuration.
- 2) . When the reported SAR is > 0.8 W/kg, SAR is required for that exposure configuration using the next highest measured output power channel. When any reported SAR is > 1.2 W/kg, SAR is required for the third channel; i.e., all channels require testing.

- **2.4 GHz 802.11g/n OFDM SAR Test Exclusion Requirements**

When SAR measurement is required for 2.4 GHz 802.11g/n OFDM configurations, the measurement and test reduction procedures for OFDM are applied (section 5.3, including sub-sections). SAR is not required for the following 2.4 GHz OFDM conditions.

- 1) . When KDB Publication 447498 SAR test exclusion applies to the OFDM configuration.
- 2) . When the highest reported SAR for DSSS is adjusted by the ratio of OFDM to DSSS specified maximum output power and the adjusted SAR is ≤ 1.2 W/kg.

- **SAR Test Requirements for OFDM configurations**

When SAR measurement is required for 802.11 g/n OFDM configurations, each standalone and frequency aggregated band is considered separately for SAR test reduction. In applying the initial test configuration and subsequent test configuration procedures, the 802.11 transmission configuration with the highest specified maximum output power and the channel within a test configuration with the highest measured maximum output power should be clearly distinguished to apply the procedures.



Unless otherwise agreed in writing, this document is issued by the Company subject to its General Conditions of Service printed overleaf, available on request or accessible at <http://www.sgs.com/en/Terms-and-Conditions.aspx> and, for electronic format documents, subject to Terms and Conditions for Electronic Documents at <http://www.sgs.com/en/Terms-and-Conditions/Terms-e-Documents.aspx>. Attention is drawn to the limitation of liability, indemnification and jurisdiction issues defined therein. Any holder of this document is advised that information contained hereon reflects the Company's findings at the time of its intervention only and within the limits of Client's instructions, if any. The Company's sole responsibility is to its Client and this document does not exonerate parties to a transaction from exercising all their rights and obligations under the transaction documents. This document cannot be reproduced except in full, without prior written approval of the Company. Any unauthorized alteration, forgery or falsification of the content or appearance of this document is unlawful and offenders may be prosecuted to the fullest extent of the law. Unless otherwise stated the results shown in this test report refer only to the sample(s) tested and such sample(s) are retained for 30 days only.

Attention: To check the authenticity of testing /inspection report & certificate, please contact us at telephone: (86-755) 8307 1443, or email: CN.Doccheck@sgs.com

South of No. 6 Plant, No. 1, Runsheng Road, Suzhou Industrial Park, Suzhou Area, China (Jiangsu) Pilot Free Trade Zone 215000
 中国·苏州·中国(江苏)自由贸易试验区苏州片区苏州工业园区润胜路1号的6号厂房南部 邮编: 215000

t (86-512) 62992980 www.sgs.com.cn
 t (86-512) 62992980 sgs.china@sgs.com

7.2.4 LTE Test Configuration

LTE modes were tested according to FCC KDB 941225 D05 publication. Please see notes after the tabulated SAR data for required test configurations. Establishing connections with base station simulators ensure a consistent means for testing SAR and are recommended for evaluating SAR [4]. The Anritsu MT8820C was used for LTE output power measurements and SAR testing. Max power control was used so the UE transmits with maximum output power during SAR testing. SAR must be measured with the maximum TTI (transmit time interval) supported by the device in each LTE configuration.

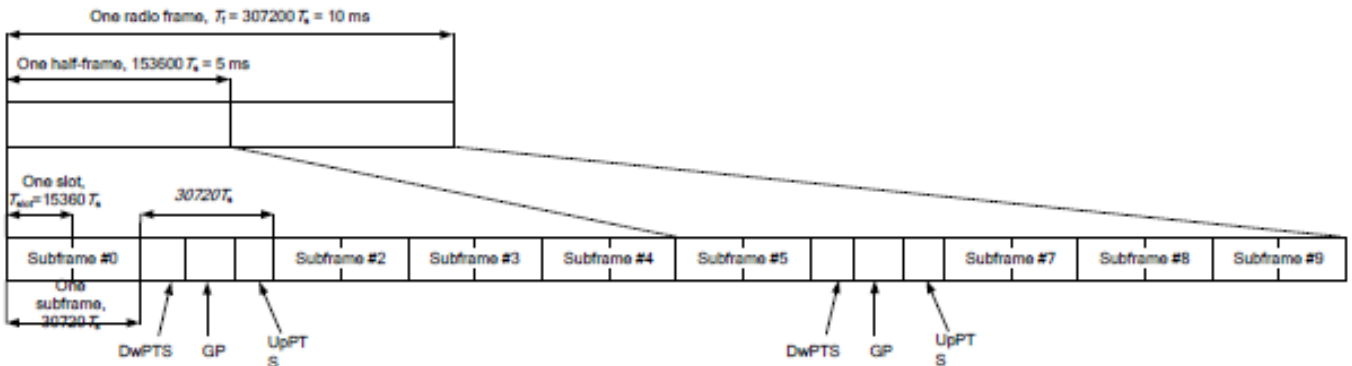
TDD LTE test consideration

For Time-Division Duplex (TDD) systems, SAR must be tested using a fixed periodic duty factor according to the highest transmission duty factor implemented for the device and supported by the defined 3GPP LTE TDD configurations.

SAR was tested with the highest transmission duty factor (63.33%) using Uplink-downlink configuration 0 and Special subframe configuration 7.

LTE TDD Band support 3GPP TS 36.211 section 4.2 for Type 2 Frame Structure and Table 4.2-2 for uplink-downlink configurations and Table 4.2-1 for Special subframe configurations.

Frame structure type 2:



Unless otherwise agreed in writing, this document is issued by the Company subject to its General Conditions of Service printed overleaf, available on request or accessible at <http://www.sgs.com/en/Terms-and-Conditions.aspx> and, for electronic format documents, subject to Terms and Conditions for Electronic Documents at <http://www.sgs.com/en/Terms-and-Conditions/Terms-e-Documents.aspx>. Attention is drawn to the limitation of liability, indemnification and jurisdiction issues defined therein. Any holder of this document is advised that information contained hereon reflects the Company's findings at the time of its intervention only and within the limits of Client's instructions, if any. The Company's sole responsibility is to its Client and this document does not exonerate parties to a transaction from exercising all their rights and obligations under the transaction documents. This document cannot be reproduced except in full, without prior written approval of the Company. Any unauthorized alteration, forgery or falsification of the content or appearance of this document is unlawful and offenders may be prosecuted to the fullest extent of the law. Unless otherwise stated the results shown in this test report refer only to the sample(s) tested and such sample(s) are retained for 30 days only.

Attention: To check the authenticity of testing/inspection report & certificate, please contact us at telephone: (86-755) 83071443, or email: CN.Doccheck@sgs.com

South of No. 6 Plant, No. 1, Runsheng Road, Suzhou Industrial Park, Suzhou Area, China (Jiangsu) Pilot Free Trade Zone 215000
 中国·苏州·中国(江苏)自由贸易试验区苏州片区苏州工业园区润胜路1号的6号厂房南面 邮编: 215000

t (86-512) 62992980 www.sgsgroup.com.cn
 t (86-512) 62992980 sgs.china@sgs.com

Configuration of special subframe (lengths of DwPTS/GP/UpPTS).

Special subframe configuration	Normal cyclic prefix in downlink			Extended cyclic prefix in downlink		
	DwPTS	UpPTS		DwPTS	UpPTS	
		Normal cyclic prefix in uplink	Extended cyclic prefix in uplink		Normal cyclic prefix in uplink	Extended cyclic prefix in uplink
0	6592.Ts	2192.Ts	2560.Ts	7680.Ts	2192.Ts	2560.Ts
1	19760.Ts			20480.Ts		
2	21952.Ts			23040.Ts		
3	24144.Ts			25600.Ts		
4	26336.Ts	4384.Ts	5120.Ts	7680.Ts	4384.Ts	5120.Ts
5	6592.Ts			20480.Ts		
6	19760.Ts			23040.Ts		
7	21952.Ts			25600.Ts		
8	24144.Ts			-	-	-
9	13168.Ts			-	-	-

Uplink-downlink configurations.

Uplink-downlink configuration	Downlink-to-Uplink Switch-point periodicity	Subframe number									
		0	1	2	3	4	5	6	7	8	9
0	5 ms	D	S	U	U	U	D	S	U	U	U
1	5 ms	D	S	U	U	D	D	S	U	U	D
2	5 ms	D	S	U	D	D	D	S	U	D	D
3	10 ms	D	S	U	U	U	D	D	D	D	D
4	10 ms	D	S	U	U	D	D	D	D	D	D
5	10 ms	D	S	U	D	D	D	D	D	D	D
6	5 ms	D	S	U	U	U	D	S	U	U	D

Calculated Duty Cycle=[Extended cyclic prefix in uplink x (Ts) x # of S + # of U]/10ms

Uplink-Downlink Configuration	Downlink-to-Uplink Switch-point Periodicity	Subframe Number										Calculated Duty Cycle (%)
		0	1	2	3	4	5	6	7	8	9	
0	5 ms	D	S	U	U	U	D	S	U	U	U	63.33
1	5 ms	D	S	U	U	D	D	S	U	U	D	43.33
2	5 ms	D	S	U	D	D	D	S	U	D	D	23.33
3	10 ms	D	S	U	U	U	D	D	D	D	D	31.67
4	10 ms	D	S	U	U	D	D	D	D	D	D	21.67
5	10 ms	D	S	U	D	D	D	D	D	D	D	11.67
6	5 ms	D	S	U	U	U	D	S	U	U	D	53.33



Unless otherwise agreed in writing, this document is issued by the Company subject to its General Conditions of Service printed overleaf, available on request or accessible at <http://www.sgs.com/en/Terms-and-Conditions.aspx> and, for electronic format documents, subject to Terms and Conditions for Electronic Documents at <http://www.sgs.com/en/Terms-and-Conditions/Terms-e-Documents.aspx>. Attention is drawn to the limitation of liability, indemnification and jurisdiction issues defined therein. Any holder of this document is advised that information contained hereon reflects the Company's findings at the time of its intervention only and within the limits of Client's instructions, if any. The Company's sole responsibility is to its Client and this document does not exonerate parties to a transaction from exercising all their rights and obligations under the transaction documents. This document cannot be reproduced except in full, without prior written approval of the Company. Any unauthorized alteration, forgery or falsification of the content or appearance of this document is unlawful and offenders may be prosecuted to the fullest extent of the law. Unless otherwise stated the results shown in this test report refer only to the sample(s) tested and such sample(s) are retained for 30 days only.

Attention: To check the authenticity of testing/inspection report & certificate, please contact us at telephone: (86-755) 8307 1443, or email: CN.Doccheck@sgs.com

South of No. 6 Plant, No. 1, Runsheng Road, Suzhou Industrial Park, Suzhou Area, China (Jiangsu) Pilot Free Trade Zone 215000 t (86-512) 62992980 www.sgs.com.cn
 中国·苏州·中国(江苏)自由贸易试验区苏州片区苏州工业园区润胜路1号的6号厂房南楼 邮编: 215000 t (86-512) 62992980 sgs.china@sgs.com

A) Spectrum Plots for RB Configurations

A properly configured base station simulator was used for SAR tests and power measurements. Therefore, spectrum plots for RB configurations were not required to be included in this report.

B) MPR

MPR is permanently implemented for this device by the manufacturer. The specific manufacturer target MPR is indicated alongside the SAR results. MPR is enabled for this device, according to 3GPP TS36.101 Section 6.2.3 – 6.2.5 under Table 6.2.3-1.

Modulation	Channel bandwidth / Transmission bandwidth (N _{RB})						MPR (dB)
	1.4 MHz	3.0 MHz	5 MHz	10 MHz	15 MHz	20 MHz	
QPSK	> 5	> 4	> 8	> 12	> 16	> 18	≤ 1
16 QAM	≤ 5	≤ 4	≤ 8	≤ 12	≤ 16	≤ 18	≤ 1
16 QAM	> 5	> 4	> 8	> 12	> 16	> 18	≤ 2
64 QAM	≤ 5	≤ 4	≤ 8	≤ 12	≤ 16	≤ 18	≤ 2
64 QAM	> 5	> 4	> 8	> 12	> 16	> 18	≤ 3

C) A-MPR

A-MPR (Additional MPR) has been disabled for all SAR tests by setting NS=01 on the base station simulator.

D) Largest channel bandwidth standalone SAR test requirements

1) QPSK with 1 RB allocation

Start with the largest channel bandwidth and measure SAR for QPSK with 1 RB allocation, using the RB offset and required test channel combination with the highest maximum output power for RB offsets at the upper edge, middle and lower edge of each required test channel. When the reported SAR is ≤ 0.8 W/kg, testing of the remaining RB offset configurations and required test channels is not required for 1 RB allocation; otherwise, SAR is required for the remaining required test channels and only for the RB offset configuration with the highest output power for that channel. When the reported SAR of a required test channel is > 1.45 W/kg, SAR is required for all three RB offset configurations for that required test channel.

2) QPSK with 50% RB allocation

The procedures required for 1 RB allocation in 1) are applied to measure the SAR for QPSK with 50% RB allocation.

3) QPSK with 100% RB allocation

For QPSK with 100% RB allocation, SAR is not required when the highest maximum output power for 100 % RB allocation is less than the highest maximum output power in 50% and 1 RB allocations and the highest reported SAR for 1 RB and 50% RB allocation in 1) and 2) are ≤ 0.8 W/kg. Otherwise, SAR is measured for the highest output power channel and if the reported SAR is > 1.45 W/kg, the remaining required test channels must also be tested.

4) Higher order modulations

For each modulation besides QPSK; e.g., 16-QAM, 64-QAM, apply the QPSK procedures in above sections to determine the QAM configurations that may need SAR measurement. For each configuration identified as required for testing, SAR is required only when the highest maximum output power for the configuration in the higher order modulation is > ½ dB higher than the same configuration in QPSK or when the reported SAR for the QPSK configuration is > 1.45 W/kg.

E) Other channel bandwidth standalone SAR test requirements

For the other channel bandwidths used by the device in a frequency band, apply all the procedures required for the largest channel bandwidth in section A) to determine the channels and RB configurations that need SAR testing and only measure SAR when the highest maximum output power of a configuration requiring testing in the smaller channel bandwidth is > ½ dB higher than the equivalent channel configurations in the largest channel bandwidth configuration or the reported SAR of a configuration for the largest channel bandwidth is > 1.45 W/kg.



Unless otherwise agreed in writing, this document is issued by the Company subject to its General Conditions of Service printed overleaf, available on request or accessible at <http://www.sgs.com/en/Terms-and-Conditions.aspx> and, for electronic format documents, subject to Terms and Conditions for Electronic Documents at <http://www.sgs.com/en/Terms-and-Conditions/Terms-e-Documents.aspx>. Attention is drawn to the limitation of liability, indemnification and jurisdiction issues defined therein. Any holder of this document is advised that information contained hereon reflects the Company's findings at the time of its intervention only and within the limits of Client's instructions, if any. The Company's sole responsibility is to its Client and this document does not exonerate parties to a transaction from exercising all their rights and obligations under the transaction documents. This document cannot be reproduced except in full, without prior written approval of the Company. Any unauthorized alteration, forgery or falsification of the content or appearance of this document is unlawful and offenders may be prosecuted to the fullest extent of the law. Unless otherwise stated the results shown in this test report refer only to the sample(s) tested and such sample(s) are retained for 30 days only.

Attention: To check the authenticity of testing /inspection report & certificate, please contact us at telephone: (86-755) 8307 1443, or email: CN.Doccheck@sgs.com

South of No. 6 Plant, No. 1, Runsheng Road, Suzhou Industrial Park, Suzhou Area, China (Jiangsu) Pilot Free Trade Zone 215000 t (86-512) 62992980 www.sgs.com.cn
 中国·苏州·中国(江苏)自由贸易试验区苏州片区苏州工业园区润胜路1号的6号厂房南楼 邮编: 215000 t (86-512) 62992980 sgs.china@sgs.com

8 Test Result

8.1 Measurement of RF conducted Power

8.1.1 Conducted Power of GSM

GSM 850										
Burst Output Power(dBm)					Tune up	Division Factors	Frame-Average Output Power(dBm)			Tune up
Channel		128	190	251			128	190	251	
GSM(GMSK)	GSM	32.42	32.43	32.52	33.50	-9.19	23.23	23.24	23.33	24.31
GPRS/EGPRS (GMSK)	1 TX Slot	32.39	32.34	32.36	33.50	-9.19	23.20	23.15	23.17	24.31
	2 TX Slots	30.23	30.21	30.15	31.50	-6.18	24.05	24.03	23.97	25.32
	3 TX Slots	27.83	27.86	27.84	29.50	-4.42	23.41	23.44	23.42	25.08
	4 TX Slots	25.68	25.64	25.62	27.50	-3.17	22.51	22.47	22.45	24.33
EGPRS (8PSK)	1 TX Slot	26.16	26.02	26.06	28.50	-9.19	16.97	16.83	16.87	19.31
	2 TX Slots	23.93	23.83	23.81	25.50	-6.18	17.75	17.65	17.63	19.32
	3 TX Slots	22.12	21.92	21.90	24.50	-4.42	17.70	17.50	17.48	20.08
	4 TX Slots	19.68	19.86	19.82	22.50	-3.17	16.51	16.69	16.65	19.33
GSM 1900										
Burst Output Power(dBm)					Tune up	Division Factors	Frame-Average Output Power(dBm)			Tune up
Channel		512	661	810			512	661	810	
GSM(GMSK)	GSM	30.19	30.28	30.17	30.50	-9.19	21.00	21.09	20.98	21.31
GPRS/EGPRS (GMSK)	1 TX Slot	30.13	30.24	30.16	30.50	-9.19	20.94	21.05	20.97	21.31
	2 TX Slots	26.73	26.76	26.78	28.50	-6.18	20.55	20.58	20.60	22.32
	3 TX Slots	25.05	25.12	25.10	27.00	-4.42	20.63	20.70	20.68	22.58
	4 TX Slots	23.54	23.71	23.59	25.50	-3.17	20.37	20.54	20.42	22.33
EGPRS (8PSK)	1 TX Slot	26.02	25.93	25.87	27.00	-9.19	16.83	16.74	16.68	17.81
	2 TX Slots	23.43	23.31	23.13	24.00	-6.18	17.25	17.13	16.95	17.82
	3 TX Slots	21.82	21.65	21.63	23.50	-4.42	17.40	17.23	17.21	19.08
	4 TX Slots	20.72	20.66	20.55	22.50	-3.17	17.55	17.49	17.38	19.33

Note:

- 1) . CMW500 measures GSM peak and average output power for active timeslots. For SAR the time based average power is relevant. The difference in between depends on the duty cycle of the TDMA signal:

No. of timeslots	1	2	3	4
Duty Cycle	1:8.3	1:4.15	1:2.77	1:2.075
Time based avg. power compared to slotted avg. power	-9.19	-6.18	-4.42	-3.17

- 2) . The frame-averaged power is linearly proportion to the slot number configured and it is linearly scaled the maximum burst-averaged power based on time slots. The calculated method is shown as below:
 Frame-averaged power = 10 x log (Burst-averaged power mW x Slot used / 8
- 3) . When the maximum output power variation across the required test channels is > ½ dB, instead of the middle channel, the highest output power channel must be used



Unless otherwise agreed in writing, this document is issued by the Company subject to its General Conditions of Service printed overleaf, available on request or accessible at <http://www.sgs.com/en/Terms-and-Conditions.aspx> and, for electronic format documents, subject to Terms and Conditions for Electronic Documents at <http://www.sgs.com/en/Terms-and-Conditions/Terms-e-Documents.aspx>. Attention is drawn to the limitation of liability, indemnification and jurisdiction issues defined therein. Any holder of this document is advised that information contained hereon reflects the Company's findings at the time of its intervention only and within the limits of Client's instructions, if any. The Company's sole responsibility is to its Client and this document does not exonerate parties to a transaction from exercising all their rights and obligations under the transaction documents. This document cannot be reproduced except in full, without prior written approval of the Company. Any unauthorized alteration, forgery or falsification of the content or appearance of this document is unlawful and offenders may be prosecuted to the fullest extent of the law. Unless otherwise stated the results shown in this test report refer only to the sample(s) tested and such sample(s) are retained for 30 days only.

Attention: To check the authenticity of testing / inspection report & certificate, please contact us at telephone: (86-755) 8307 1443, or email: CN.Doccheck@sgs.com

South of No. 6 Plant, No. 1, Runsheng Road, Suzhou Industrial Park, Suzhou Area, China (Jiangsu) Pilot Free Trade Zone 215000 t (86-512) 62992980 www.sgs.com.cn
 中国·苏州·中国(江苏)自由贸易试验区苏州片区苏州工业园区润胜路1号的6号厂房南座 邮编: 215000 t (86-512) 62992980 sgs.china@sgs.com

8.1.2 Conducted Power of WCDMA

WCDMA Band II					
Average Conducted Power(dBm)					
Channel		9262	9400	9538	Tune up
WCDMA	12.2kbps RMC	22.65	22.56	22.51	23.70
	12.2kbps AMR	22.63	22.55	22.50	23.70
HSDPA	Subtest 1	21.90	21.81	21.76	22.90
	Subtest 2	21.86	21.80	21.73	22.90
	Subtest 3	20.88	20.80	20.74	21.90
	Subtest 4	20.89	20.77	20.72	21.90
HSUPA	Subtest 1	20.37	20.30	20.23	21.40
	Subtest 2	20.37	20.29	20.25	21.40
	Subtest 3	20.35	20.29	20.23	21.40
	Subtest 4	20.37	20.31	20.25	21.40
	Subtest 5	21.85	21.79	21.75	22.90
DC-HSDPA	Subtest 1	21.87	21.78	21.74	22.90
	Subtest 2	21.85	21.77	21.74	22.90
	Subtest 3	20.88	20.78	20.72	21.90
	Subtest 4	20.90	20.80	20.73	21.90
HSPA+	16QAM	21.85	21.73	21.79	22.90
WCDMA Band IV					
Average Conducted Power(dBm)					
Channel		1312	1412	1513	Tune up
WCDMA	12.2kbps RMC	23.00	22.93	23.18	23.70
	12.2kbps AMR	22.95	22.90	23.12	23.70
HSDPA	Subtest 1	22.25	22.18	22.38	22.90
	Subtest 2	22.20	22.17	22.42	22.90
	Subtest 3	21.22	21.15	21.43	21.90
	Subtest 4	21.24	21.13	21.43	21.90
HSUPA	Subtest 1	20.74	20.65	20.88	21.40
	Subtest 2	20.72	20.66	20.89	21.40
	Subtest 3	20.72	20.68	20.89	21.40
	Subtest 4	20.73	20.66	20.91	21.40
	Subtest 5	22.25	22.13	22.38	22.90
DC-HSDPA	Subtest 1	22.24	22.17	22.39	22.90
	Subtest 2	22.22	22.16	22.35	22.90
	Subtest 3	21.25	21.18	21.41	21.90
	Subtest 4	21.24	21.18	21.41	21.90
HSPA+	16QAM	22.28	22.19	22.08	22.90

Note:

- 1) when the maximum output power variation across the required test channels is > ½ dB, instead of the middle channel, the highest output power channel must be used.



Unless otherwise agreed in writing, this document is issued by the Company subject to its General Conditions of Service printed overleaf, available on request or accessible at <http://www.sgs.com/en/Terms-and-Conditions.aspx> and, for electronic format documents, subject to Terms and Conditions for Electronic Documents at <http://www.sgs.com/en/Terms-and-Conditions/Terms-e-Documents.aspx>. Attention is drawn to the limitation of liability, indemnification and jurisdiction issues defined therein. Any holder of this document is advised that information contained hereon reflects the Company's findings at the time of its intervention only and within the limits of Client's instructions, if any. The Company's sole responsibility is to its Client and this document does not exonerate parties to a transaction from exercising all their rights and obligations under the transaction documents. This document cannot be reproduced except in full, without prior written approval of the Company. Any unauthorized alteration, forgery or falsification of the content or appearance of this document is unlawful and offenders may be prosecuted to the fullest extent of the law. Unless otherwise stated the results shown in this test report refer only to the sample(s) tested and such sample(s) are retained for 30 days only.

Attention: To check the authenticity of testing/inspection report & certificate, please contact us at telephone: (86-755) 8307 1443, or email: CN.Doccheck@sgs.com

South of No. 6 Plant, No. 1, Runsheng Road, Suzhou Industrial Park, Suzhou Area, China (Jiangsu) Pilot Free Trade Zone 215000
 中国·苏州·中国(江苏)自由贸易试验区苏州片区苏州工业园区润胜路1号的6号厂房南座 邮编: 215000

t (86-512) 62992980 www.sgs.com.cn
 t (86-512) 62992980 sgs.china@sgs.com

8.1.3 Conducted Power of LTE

LTE Band 2				Conducted Power(dBm)			
Bandwidth	Modulation	RB size	RB offset	Channel	Channel	Channel	Tune up
				18607	18900	19193	
1.4MHz	QPSK	1	0	20.66	20.40	20.38	21.50
		1	2	20.89	20.46	20.62	21.50
		1	5	20.74	20.24	20.53	21.50
		3	0	20.61	20.40	20.39	21.50
		3	2	20.89	20.44	20.66	21.50
		3	3	20.74	20.24	20.56	21.50
	16QAM	6	0	19.88	19.70	19.66	20.50
		1	0	19.82	19.58	19.73	20.50
		1	2	19.74	19.51	19.67	20.50
		1	5	19.84	19.58	19.65	20.50
		3	0	19.81	19.58	19.77	20.50
		3	2	19.74	19.48	19.64	20.50
		3	3	19.86	19.56	19.65	20.50
		6	0	18.92	18.38	18.77	19.50
Bandwidth	Modulation	RB size	RB offset	Channel	Channel	Channel	Tune up
				18615	18900	19185	
3MHz	QPSK	1	0	20.63	20.41	20.40	21.50
		1	7	20.90	20.42	20.64	21.50
		1	14	20.72	20.24	20.55	21.50
		8	0	19.92	19.66	19.63	20.50
		8	4	19.84	19.62	19.73	20.50
		8	7	19.76	19.53	19.67	20.50
		15	0	19.88	19.58	19.66	20.50
	16QAM	1	0	19.24	19.67	19.29	20.50
		1	7	19.98	19.16	20.00	20.50
		1	14	19.62	19.24	19.61	20.50
		8	0	18.92	18.70	18.67	19.50
		8	4	19.01	18.72	18.87	19.50
		8	7	18.87	18.40	18.78	19.50
		15	0	18.81	18.61	18.65	19.50



Unless otherwise agreed in writing, this document is issued by the Company subject to its General Conditions of Service printed overleaf, available on request or accessible at <http://www.sgs.com/en/Terms-and-Conditions.aspx> and, for electronic format documents, subject to Terms and Conditions for Electronic Documents at <http://www.sgs.com/en/Terms-and-Conditions/Terms-e-Documents.aspx>. Attention is drawn to the limitation of liability, indemnification and jurisdiction issues defined therein. Any holder of this document is advised that information contained hereon reflects the Company's findings at the time of its intervention only and within the limits of Client's instructions, if any. The Company's sole responsibility is to its Client and this document does not exonerate parties to a transaction from exercising all their rights and obligations under the transaction documents. This document cannot be reproduced except in full, without prior written approval of the Company. Any unauthorized alteration, forgery or falsification of the content or appearance of this document is unlawful and offenders may be prosecuted to the fullest extent of the law. Unless otherwise stated the results shown in this test report refer only to the sample(s) tested and such sample(s) are retained for 30 days only.

Attention: To check the authenticity of testing /inspection report & certificate, please contact us at telephone: (86-755) 8307 1443, or email: CN.Doccheck@sgs.com

South of No. 6 Plant, No. 1, Runsheng Road, Suzhou Industrial Park, Suzhou Area, China (Jiangsu) Pilot Free Trade Zone 215000 t (86-512) 62992980 www.sgs.com.cn
 中国·苏州·中国(江苏)自由贸易试验区苏州片区苏州工业园区润胜路1号的6号厂房南楼 邮编: 215000 t (86-512) 62992980 sgs.china@sgs.com

Bandwidth	Modulation	RB size	RB offset	Channel	Channel	Channel	Tune up
				18625	18900	19175	
5MHz	QPSK	1	0	20.64	20.39	20.40	21.50
		1	13	20.91	20.45	20.62	21.50
		1	24	20.76	20.26	20.52	21.50
		12	0	19.93	19.68	19.68	20.50
		12	6	19.84	19.62	19.77	20.50
		12	13	19.75	19.49	19.66	20.50
	16QAM	25	0	19.84	19.53	19.67	20.50
		1	0	19.24	19.65	19.33	20.50
		1	13	20.02	19.15	19.98	20.50
		1	24	19.62	19.21	19.59	20.50
		12	0	18.90	18.68	18.67	19.50
		12	6	19.05	18.73	18.86	19.50
		12	13	18.88	18.39	18.76	19.50
		25	0	18.80	18.63	18.65	19.50
Bandwidth	Modulation	RB size	RB offset	Channel	Channel	Channel	Tune up
				18650	18900	19150	
10MHz	QPSK	1	0	20.62	20.42	20.41	21.50
		1	25	20.90	20.46	20.63	21.50
		1	49	20.73	20.23	20.55	21.50
		25	0	19.92	19.71	19.66	20.50
		25	13	19.84	19.63	19.77	20.50
		25	25	19.73	19.52	19.68	20.50
		50	0	19.86	19.55	19.70	20.50
	16QAM	1	0	19.22	19.66	19.29	20.50
		1	25	20.00	19.16	20.01	20.50
		1	49	19.65	19.21	19.64	20.50
		25	0	18.88	18.67	18.62	19.50
		25	13	19.05	18.76	18.86	19.50
		25	25	18.90	18.38	18.78	19.50
		50	0	18.79	18.61	18.63	19.50



Unless otherwise agreed in writing, this document is issued by the Company subject to its General Conditions of Service printed overleaf, available on request or accessible at <http://www.sgs.com/en/Terms-and-Conditions.aspx> and, for electronic format documents, subject to Terms and Conditions for Electronic Documents at <http://www.sgs.com/en/Terms-and-Conditions/Terms-e-Document.aspx>. Attention is drawn to the limitation of liability, indemnification and jurisdiction issues defined therein. Any holder of this document is advised that information contained hereon reflects the Company's findings at the time of its intervention only and within the limits of Client's instructions, if any. The Company's sole responsibility is to its Client and this document does not exonerate parties to a transaction from exercising all their rights and obligations under the transaction documents. This document cannot be reproduced except in full, without prior written approval of the Company. Any unauthorized alteration, forgery or falsification of the content or appearance of this document is unlawful and offenders may be prosecuted to the fullest extent of the law. Unless otherwise stated the results shown in this test report refer only to the sample(s) tested and such sample(s) are retained for 30 days only.

Attention: To check the authenticity of testing /inspection report & certificate, please contact us at telephone: (86-755) 8307 1443, or email: CN.Doccheck@sgs.com

South of No. 6 Plant, No. 1, Runsheng Road, Suzhou Industrial Park, Suzhou Area, China (Jiangsu) Pilot Free Trade Zone 215000 t (86-512) 62992980 www.sgs.com.cn
 中国·苏州·中国(江苏)自由贸易试验区苏州片区苏州工业园区润胜路1号的6号厂房南楼 邮编: 215000 t (86-512) 62992980 sgs.china@sgs.com

Bandwidth	Modulation	RB size	RB offset	Channel	Channel	Channel	Tune up
				18675	18900	19125	
15MHz	QPSK	1	0	20.64	20.40	20.38	21.50
		1	38	20.93	20.46	20.66	21.50
		1	74	20.75	20.26	20.52	21.50
		36	0	19.88	19.68	19.67	20.50
		36	18	19.83	19.61	19.76	20.50
		36	39	19.76	19.50	19.67	20.50
	16QAM	75	0	19.83	19.56	19.69	20.50
		1	0	19.23	19.65	19.31	20.50
		1	38	20.02	19.18	19.99	20.50
		1	74	19.64	19.21	19.63	20.50
		36	0	18.93	18.66	18.67	19.50
		36	18	19.02	18.74	18.86	19.50
		36	39	18.87	18.38	18.74	19.50
		75	0	18.83	18.61	18.65	19.50
Bandwidth	Modulation	RB size	RB offset	Channel	Channel	Channel	Tune up
				18700	18900	19100	
20MHz	QPSK	1	0	20.71	20.47	20.46	21.50
		1	50	20.99	20.52	20.72	21.50
		1	99	20.81	20.31	20.62	21.50
		50	0	19.98	19.76	19.73	20.50
		50	25	19.91	19.68	19.83	20.50
		50	50	19.81	19.58	19.74	20.50
		100	0	19.93	19.63	19.75	20.50
	16QAM	1	0	19.31	19.73	19.38	20.50
		1	50	20.08	19.24	20.07	20.50
		1	99	19.70	19.30	19.69	20.50
		50	0	18.98	18.75	18.72	19.50
		50	25	19.10	18.82	18.95	19.50
		50	50	18.97	18.46	18.83	19.50
		100	0	18.89	18.69	18.73	19.50



Unless otherwise agreed in writing, this document is issued by the Company subject to its General Conditions of Service printed overleaf, available on request or accessible at <http://www.sgs.com/en/Terms-and-Conditions.aspx> and, for electronic format documents, subject to Terms and Conditions for Electronic Documents at <http://www.sgs.com/en/Terms-and-Conditions/Terms-e-Document.aspx>. Attention is drawn to the limitation of liability, indemnification and jurisdiction issues defined therein. Any holder of this document is advised that information contained hereon reflects the Company's findings at the time of its intervention only and within the limits of Client's instructions, if any. The Company's sole responsibility is to its Client and this document does not exonerate parties to a transaction from exercising all their rights and obligations under the transaction documents. This document cannot be reproduced except in full, without prior written approval of the Company. Any unauthorized alteration, forgery or falsification of the content or appearance of this document is unlawful and offenders may be prosecuted to the fullest extent of the law. Unless otherwise stated the results shown in this test report refer only to the sample(s) tested and such sample(s) are retained for 30 days only.

Attention: To check the authenticity of testing /inspection report & certificate, please contact us at telephone: (86-755) 8307 1443, or email: CN.Doccheck@sgs.com

South of No. 6 Plant, No. 1, Runsheng Road, Suzhou Industrial Park, Suzhou Area, China (Jiangsu) Pilot Free Trade Zone 215000 t (86-512) 62992980 www.sgsgroup.com.cn
 中国·苏州·中国(江苏)自由贸易试验区苏州片区苏州工业园区润胜路1号的6号厂房南楼 邮编: 215000 t (86-512) 62992980 sgs.china@sgs.com

LTE Band 4				Conducted Power(dBm)			
Bandwidth	Modulation	RB size	RB offset	Channel	Channel	Channel	Tune up
				19957	20175	20393	
1.4MHz	QPSK	1	0	21.39	21.44	21.67	22.50
		1	2	21.55	21.78	21.87	22.50
		1	5	21.17	21.29	21.16	22.50
		3	0	21.35	21.47	21.64	22.50
		3	2	21.57	21.80	21.83	22.50
		3	3	21.22	21.29	21.14	22.50
	16QAM	6	0	20.70	20.66	20.74	21.50
		1	0	20.59	20.58	20.74	21.50
		1	2	20.66	20.59	20.62	21.50
		1	5	20.74	20.61	20.60	21.50
		3	0	20.61	20.60	20.71	21.50
		3	2	20.65	20.57	20.61	21.50
		3	3	20.76	20.62	20.59	21.50
		6	0	19.77	19.63	19.77	20.50
Bandwidth	Modulation	RB size	RB offset	Channel	Channel	Channel	Tune up
				19965	20175	20385	
3MHz	QPSK	1	0	21.37	21.46	21.68	22.50
		1	7	21.59	21.78	21.82	22.50
		1	14	21.18	21.29	21.14	22.50
		8	0	20.67	20.70	20.72	21.50
		8	4	20.59	20.57	20.72	21.50
		8	7	20.69	20.61	20.60	21.50
	16QAM	15	0	20.75	20.59	20.61	21.50
		1	0	20.20	20.09	20.78	21.50
		1	7	20.32	20.47	21.18	21.50
		1	14	19.89	19.73	19.89	21.50
		8	0	19.77	19.67	19.77	20.50
		8	4	19.68	19.66	19.74	20.50
		8	7	19.64	19.65	19.65	20.50
		15	0	19.65	19.60	19.57	20.50



Unless otherwise agreed in writing, this document is issued by the Company subject to its General Conditions of Service printed overleaf, available on request or accessible at <http://www.sgs.com/en/Terms-and-Conditions.aspx> and, for electronic format documents, subject to Terms and Conditions for Electronic Documents at <http://www.sgs.com/en/Terms-and-Conditions/Terms-e-Documents.aspx>. Attention is drawn to the limitation of liability, indemnification and jurisdiction issues defined therein. Any holder of this document is advised that information contained hereon reflects the Company's findings at the time of its intervention only and within the limits of Client's instructions, if any. The Company's sole responsibility is to its Client and this document does not exonerate parties to a transaction from exercising all their rights and obligations under the transaction documents. This document cannot be reproduced except in full, without prior written approval of the Company. Any unauthorized alteration, forgery or falsification of the content or appearance of this document is unlawful and offenders may be prosecuted to the fullest extent of the law. Unless otherwise stated the results shown in this test report refer only to the sample(s) tested and such sample(s) are retained for 30 days only.

Attention: To check the authenticity of testing /inspection report & certificate, please contact us at telephone: (86-755) 8307 1443, or email: CN.Doccheck@sgs.com

South of No. 6 Plant, No. 1, Runsheng Road, Suzhou Industrial Park, Suzhou Area, China (Jiangsu) Pilot Free Trade Zone 215000 t (86-512) 62992980 www.sgs.com.cn
 中国·苏州·中国(江苏)自由贸易试验区苏州片区苏州工业园区润胜路1号的6号厂房南楼 邮编: 215000 t (86-512) 62992980 sgs.china@sgs.com

Bandwidth	Modulation	RB size	RB offset	Channel	Channel	Channel	Tune up
				19975	20175	20375	
5MHz	QPSK	1	0	21.37	21.48	21.64	22.50
		1	13	21.59	21.80	21.85	22.50
		1	24	21.20	21.29	21.12	22.50
		12	0	20.70	20.71	20.76	21.50
		12	6	20.59	20.57	20.73	21.50
		12	13	20.66	20.58	20.58	21.50
	16QAM	25	0	20.78	20.60	20.60	21.50
		1	0	20.22	20.11	20.82	21.50
		1	13	20.29	20.47	21.20	21.50
		1	24	19.85	19.77	19.86	21.50
		12	0	19.80	19.66	19.77	20.50
		12	6	19.72	19.68	19.72	20.50
		12	13	19.65	19.64	19.66	20.50
		25	0	19.68	19.57	19.57	20.50
Bandwidth	Modulation	RB size	RB offset	Channel	Channel	Channel	Tune up
				20000	20175	20350	
10MHz	QPSK	1	0	21.36	21.48	21.64	22.50
		1	25	21.56	21.82	21.83	22.50
		1	49	21.21	21.29	21.15	22.50
		25	0	20.69	20.66	20.72	21.50
		25	13	20.62	20.56	20.69	21.50
		25	25	20.66	20.61	20.63	21.50
		50	0	20.73	20.62	20.62	21.50
	16QAM	1	0	20.18	20.10	20.81	21.50
		1	25	20.30	20.48	21.21	21.50
		1	49	19.89	19.76	19.87	21.50
		25	0	19.75	19.66	19.77	20.50
		25	13	19.70	19.67	19.70	20.50
		25	25	19.68	19.60	19.63	20.50
		50	0	19.68	19.59	19.56	20.50



Unless otherwise agreed in writing, this document is issued by the Company subject to its General Conditions of Service printed overleaf, available on request or accessible at <http://www.sgs.com/en/Terms-and-Conditions.aspx> and, for electronic format documents, subject to Terms and Conditions for Electronic Documents at <http://www.sgs.com/en/Terms-and-Conditions/Terms-e-Documents.aspx>. Attention is drawn to the limitation of liability, indemnification and jurisdiction issues defined therein. Any holder of this document is advised that information contained hereon reflects the Company's findings at the time of its intervention only and within the limits of Client's instructions, if any. The Company's sole responsibility is to its Client and this document does not exonerate parties to a transaction from exercising all their rights and obligations under the transaction documents. This document cannot be reproduced except in full, without prior written approval of the Company. Any unauthorized alteration, forgery or falsification of the content or appearance of this document is unlawful and offenders may be prosecuted to the fullest extent of the law. Unless otherwise stated the results shown in this test report refer only to the sample(s) tested and such sample(s) are retained for 30 days only.

Attention: To check the authenticity of testing /inspection report & certificate, please contact us at telephone: (86-755) 8307 1443, or email: CN.Doccheck@sgs.com

South of No. 6 Plant, No. 1, Runsheng Road, Suzhou Industrial Park, Suzhou Area, China (Jiangsu) Pilot Free Trade Zone 215000 t (86-512) 62992980 www.sgs.com.cn
 中国·苏州·中国(江苏)自由贸易试验区苏州片区苏州工业园区润胜路1号的6号厂房南楼 邮编: 215000 t (86-512) 62992980 sgs.china@sgs.com

Bandwidth	Modulation	RB size	RB offset	Channel	Channel	Channel	Tune up
				20025	20175	20325	
15MHz	QPSK	1	0	21.36	21.46	21.67	22.50
		1	38	21.58	21.77	21.82	22.50
		1	74	21.19	21.30	21.13	22.50
		36	0	20.69	20.70	20.73	21.50
		36	18	20.58	20.57	20.74	21.50
		36	39	20.65	20.61	20.63	21.50
	16QAM	75	0	20.76	20.57	20.61	21.50
		1	0	20.18	20.13	20.77	21.50
		1	38	20.29	20.46	21.18	21.50
		1	74	19.84	19.72	19.88	21.50
		36	0	19.75	19.67	19.77	20.50
		36	18	19.72	19.69	19.72	20.50
		36	39	19.65	19.64	19.63	20.50
		75	0	19.67	19.56	19.57	20.50
Bandwidth	Modulation	RB size	RB offset	Channel	Channel	Channel	Tune up
				20050	20175	20300	
20MHz	QPSK	1	0	21.45	21.53	21.73	22.50
		1	50	21.64	21.87	21.82	22.50
		1	99	21.27	21.38	21.22	22.50
		50	0	20.76	20.76	20.82	21.50
		50	25	20.67	20.66	20.79	21.50
		50	50	20.74	20.67	20.68	21.50
		100	0	20.83	20.67	20.68	21.50
	16QAM	1	0	20.27	20.19	20.87	21.50
		1	50	20.39	20.55	21.26	21.50
		1	99	19.94	19.82	19.96	21.50
		50	0	19.85	19.73	19.84	20.50
		50	25	19.78	19.76	19.80	20.50
		50	50	19.74	19.70	19.72	20.50
		100	0	19.73	19.66	19.65	20.50



Unless otherwise agreed in writing, this document is issued by the Company subject to its General Conditions of Service printed overleaf, available on request or accessible at <http://www.sgs.com/en/Terms-and-Conditions.aspx> and, for electronic format documents, subject to Terms and Conditions for Electronic Documents at <http://www.sgs.com/en/Terms-and-Conditions/Terms-e-Document.aspx>. Attention is drawn to the limitation of liability, indemnification and jurisdiction issues defined therein. Any holder of this document is advised that information contained hereon reflects the Company's findings at the time of its intervention only and within the limits of Client's instructions, if any. The Company's sole responsibility is to its Client and this document does not exonerate parties to a transaction from exercising all their rights and obligations under the transaction documents. This document cannot be reproduced except in full, without prior written approval of the Company. Any unauthorized alteration, forgery or falsification of the content or appearance of this document is unlawful and offenders may be prosecuted to the fullest extent of the law. Unless otherwise stated the results shown in this test report refer only to the sample(s) tested and such sample(s) are retained for 30 days only.

Attention: To check the authenticity of testing /inspection report & certificate, please contact us at telephone: (86-755) 8307 1443, or email: CN.Doccheck@sgs.com

South of No. 6 Plant, No. 1, Runsheng Road, Suzhou Industrial Park, Suzhou Area, China (Jiangsu) Pilot Free Trade Zone 215000 t (86-512) 62992980 www.sgs.com.cn
 中国·苏州·中国(江苏)自由贸易试验区苏州片区苏州工业园区润胜路1号的6号厂房南楼 邮编: 215000 t (86-512) 62992980 sgs.china@sgs.com

LTE Band 5				Conducted Power(dBm)			
Bandwidth	Modulation	RB size	RB offset	Channel	Channel	Channel	Tune up
				20407	20525	20643	
1.4MHz	QPSK	1	0	22.83	22.99	23.29	23.50
		1	2	23.06	23.17	23.33	23.50
		1	5	22.84	23.08	23.24	23.50
		3	0	23.10	23.21	23.40	23.50
		3	2	23.16	23.23	23.32	23.50
		3	3	23.12	23.27	23.36	23.50
	16QAM	6	0	22.07	22.16	22.26	22.50
		1	0	21.65	21.66	22.23	22.50
		1	2	21.92	21.59	21.86	22.50
		1	5	21.61	21.51	21.88	22.50
		3	0	21.96	22.10	22.45	22.50
		3	2	22.16	22.07	22.39	22.50
		3	3	22.02	22.09	22.21	22.50
		6	0	20.98	20.92	21.38	21.50
Bandwidth	Modulation	RB size	RB offset	Channel	Channel	Channel	Tune up
				20415	20525	20635	
3MHz	QPSK	1	0	23.18	22.83	23.10	23.50
		1	7	23.24	23.16	23.16	23.50
		1	14	23.12	23.33	22.99	23.50
		8	0	22.07	22.10	22.11	22.50
		8	4	22.13	22.09	22.23	22.50
		8	7	22.10	22.02	22.21	22.50
	16QAM	15	0	22.08	22.16	22.19	22.50
		1	0	21.92	21.72	21.72	22.50
		1	7	21.79	21.79	22.07	22.50
		1	14	21.90	22.13	22.11	22.50
		8	0	20.83	21.14	21.28	21.50
		8	4	20.91	21.23	21.33	21.50
		8	7	21.08	21.42	21.41	21.50
		15	0	21.21	21.28	21.26	21.50



Unless otherwise agreed in writing, this document is issued by the Company subject to its General Conditions of Service printed overleaf, available on request or accessible at <http://www.sgs.com/en/Terms-and-Conditions.aspx> and, for electronic format documents, subject to Terms and Conditions for Electronic Documents at <http://www.sgs.com/en/Terms-and-Conditions/Terms-e-Documents.aspx>. Attention is drawn to the limitation of liability, indemnification and jurisdiction issues defined therein. Any holder of this document is advised that information contained hereon reflects the Company's findings at the time of its intervention only and within the limits of Client's instructions, if any. The Company's sole responsibility is to its Client and this document does not exonerate parties to a transaction from exercising all their rights and obligations under the transaction documents. This document cannot be reproduced except in full, without prior written approval of the Company. Any unauthorized alteration, forgery or falsification of the content or appearance of this document is unlawful and offenders may be prosecuted to the fullest extent of the law. Unless otherwise stated the results shown in this test report refer only to the sample(s) tested and such sample(s) are retained for 30 days only.

Attention: To check the authenticity of testing /inspection report & certificate, please contact us at telephone: (86-755) 8307 1443, or email: CN.Doccheck@sgs.com

South of No. 6 Plant, No. 1, Runsheng Road, Suzhou Industrial Park, Suzhou Area, China (Jiangsu) Pilot Free Trade Zone 215000 t (86-512) 62992980 www.sgs.com.cn
 中国·苏州·中国(江苏)自由贸易试验区苏州片区苏州工业园区润胜路1号的6号厂房南楼 邮编: 215000 t (86-512) 62992980 sgs.china@sgs.com

Bandwidth	Modulation	RB size	RB offset	Channel	Channel	Channel	Tune up
				20425	20525	20625	
5MHz	QPSK	1	0	22.91	22.55	23.14	23.50
		1	13	22.80	22.96	23.02	23.50
		1	24	22.50	23.08	23.06	23.50
		12	0	22.00	22.12	22.33	22.50
		12	6	22.09	22.14	22.22	22.50
		12	13	22.00	22.19	22.26	22.50
	16QAM	25	0	22.09	22.16	22.24	22.50
		1	0	21.72	22.48	21.80	22.50
		1	13	21.53	21.97	21.89	22.50
		1	24	21.97	22.32	22.21	22.50
		12	0	20.89	20.99	21.26	21.50
		12	6	21.07	21.09	21.08	21.50
		12	13	20.96	20.96	21.15	21.50
		25	0	21.12	21.13	21.31	21.50
Bandwidth	Modulation	RB size	RB offset	Channel	Channel	Channel	Tune up
				20450	20525	20600	
10MHz	QPSK	1	0	23.06	23.00	22.96	23.50
		1	25	23.38	23.20	23.30	23.50
		1	49	23.31	23.09	23.13	23.50
		25	0	22.15	22.20	22.29	22.50
		25	13	22.26	22.15	22.28	22.50
		25	25	22.21	22.42	22.15	22.50
		50	0	22.24	22.15	22.23	22.50
	16QAM	1	0	22.10	21.20	21.47	22.50
		1	25	21.76	21.92	21.87	22.50
		1	49	21.71	21.78	22.00	22.50
		25	0	21.20	21.25	21.19	21.50
		25	13	21.15	21.23	21.26	21.50
		25	25	21.15	21.08	21.32	21.50
		50	0	21.29	21.17	21.30	21.50



Unless otherwise agreed in writing, this document is issued by the Company subject to its General Conditions of Service printed overleaf, available on request or accessible at <http://www.sgs.com/en/Terms-and-Conditions.aspx> and, for electronic format documents, subject to Terms and Conditions for Electronic Documents at <http://www.sgs.com/en/Terms-and-Conditions/Terms-e-Document.aspx>. Attention is drawn to the limitation of liability, indemnification and jurisdiction issues defined therein. Any holder of this document is advised that information contained hereon reflects the Company's findings at the time of its intervention only and within the limits of Client's instructions, if any. The Company's sole responsibility is to its Client and this document does not exonerate parties to a transaction from exercising all their rights and obligations under the transaction documents. This document cannot be reproduced except in full, without prior written approval of the Company. Any unauthorized alteration, forgery or falsification of the content or appearance of this document is unlawful and offenders may be prosecuted to the fullest extent of the law. Unless otherwise stated the results shown in this test report refer only to the sample(s) tested and such sample(s) are retained for 30 days only.

Attention: To check the authenticity of testing /inspection report & certificate, please contact us at telephone: (86-755) 8307 1443, or email: CN.Doccheck@sgs.com

South of No. 6 Plant, No. 1, Runsheng Road, Suzhou Industrial Park, Suzhou Area, China (Jiangsu) Pilot Free Trade Zone 215000 t (86-512) 62992980 www.sgs.com.cn
 中国·苏州·中国(江苏)自由贸易试验区苏州片区苏州工业园区润胜路1号的6号厂房南楼 邮编: 215000 t (86-512) 62992980 sgs.china@sgs.com

LTE Band 12				Conducted Power(dBm)			
Bandwidth	Modulation	RB size	RB offset	Channel	Channel	Channel	Tune up
				23017	23095	23173	
1.4MHz	QPSK	1	0	23.47	23.38	23.27	24.00
		1	2	23.52	23.40	23.42	24.00
		1	5	23.47	23.54	23.28	24.00
		3	0	23.48	23.55	23.63	24.00
		3	2	23.75	23.61	23.60	24.00
		3	3	23.65	23.61	23.60	24.00
		6	0	22.45	22.67	22.60	23.00
	16QAM	1	0	21.95	22.41	22.36	23.00
		1	2	21.84	22.36	22.91	23.00
		1	5	22.58	22.13	22.86	23.00
		3	0	22.43	22.49	22.50	23.00
		3	2	22.34	22.61	22.61	23.00
		3	3	22.60	22.53	22.59	23.00
		6	0	21.42	21.42	21.49	22.00
Bandwidth	Modulation	RB size	RB offset	Channel	Channel	Channel	Tune up
				23025	23095	23165	
3MHz	QPSK	1	0	22.66	22.63	22.59	24.00
		1	7	22.34	22.76	22.71	24.00
		1	14	22.78	22.20	22.56	24.00
		8	0	22.26	22.83	22.41	23.00
		8	4	22.19	22.61	22.49	23.00
		8	7	22.32	22.49	22.51	23.00
		15	0	21.76	21.70	21.56	23.00
	16QAM	1	0	21.80	21.67	21.00	23.00
		1	7	22.51	22.29	22.48	23.00
		1	14	22.44	22.48	22.57	23.00
		8	0	21.30	21.37	21.28	22.00
		8	4	21.50	21.53	21.51	22.00
		8	7	21.53	21.65	21.57	22.00
		15	0	21.54	21.49	21.60	22.00



Unless otherwise agreed in writing, this document is issued by the Company subject to its General Conditions of Service printed overleaf, available on request or accessible at <http://www.sgs.com/en/Terms-and-Conditions.aspx> and, for electronic format documents, subject to Terms and Conditions for Electronic Documents at <http://www.sgs.com/en/Terms-and-Conditions/Terms-e-Documents.aspx>. Attention is drawn to the limitation of liability, indemnification and jurisdiction issues defined therein. Any holder of this document is advised that information contained hereon reflects the Company's findings at the time of its intervention only and within the limits of Client's instructions, if any. The Company's sole responsibility is to its Client and this document does not exonerate parties to a transaction from exercising all their rights and obligations under the transaction documents. This document cannot be reproduced except in full, without prior written approval of the Company. Any unauthorized alteration, forgery or falsification of the content or appearance of this document is unlawful and offenders may be prosecuted to the fullest extent of the law. Unless otherwise stated the results shown in this test report refer only to the sample(s) tested and such sample(s) are retained for 30 days only.

Attention: To check the authenticity of testing /inspection report & certificate, please contact us at telephone: (86-755) 8307 1443, or email: CN.Doccheck@sgs.com

South of No. 6 Plant, No. 1, Runsheng Road, Suzhou Industrial Park, Suzhou Area, China (Jiangsu) Pilot Free Trade Zone 215000 t (86-512) 62992980 www.sgs.com.cn
 中国·苏州·中国(江苏)自由贸易试验区苏州片区苏州工业园区润胜路1号的6号厂房南楼 邮编: 215000 t (86-512) 62992980 sgs.china@sgs.com

Bandwidth	Modulation	RB size	RB offset	Channel	Channel	Channel	Tune up
				23035	23095	23155	
5MHz	QPSK	1	0	23.34	23.49	23.47	24.00
		1	13	23.60	23.54	23.50	24.00
		1	24	23.36	23.49	23.37	24.00
		12	0	22.53	22.61	22.58	23.00
		12	6	22.64	22.69	22.47	23.00
		12	13	22.52	22.64	22.44	23.00
	16QAM	25	0	22.54	22.62	22.51	23.00
		1	0	22.39	22.40	22.37	23.00
		1	13	22.29	22.58	22.09	23.00
		1	24	22.83	22.10	22.20	23.00
		12	0	21.61	21.49	21.45	22.00
		12	6	21.66	21.45	21.32	22.00
		12	13	21.61	21.54	21.36	22.00
		25	0	21.54	21.80	21.49	22.00
Bandwidth	Modulation	RB size	RB offset	Channel	Channel	Channel	Tune up
				23060	23095	23130	
10MHz	QPSK	1	0	23.09	23.36	23.43	24.00
		1	25	23.68	23.75	23.74	24.00
		1	49	23.46	23.42	23.41	24.00
		25	0	22.56	22.78	22.77	23.00
		25	13	22.65	22.69	22.73	23.00
		25	25	22.50	22.70	22.66	23.00
		50	0	22.55	22.71	22.81	23.00
	16QAM	1	0	21.77	22.19	21.88	23.00
		1	25	22.14	22.68	22.77	23.00
		1	49	21.90	22.21	22.14	23.00
		25	0	21.53	21.44	21.73	22.00
		25	13	21.70	21.75	21.80	22.00
		25	25	21.55	21.78	21.73	22.00
		50	0	21.60	21.58	21.71	22.00



Unless otherwise agreed in writing, this document is issued by the Company subject to its General Conditions of Service printed overleaf, available on request or accessible at <http://www.sgs.com/en/Terms-and-Conditions.aspx> and, for electronic format documents, subject to Terms and Conditions for Electronic Documents at <http://www.sgs.com/en/Terms-and-Conditions/Terms-e-Documents.aspx>. Attention is drawn to the limitation of liability, indemnification and jurisdiction issues defined therein. Any holder of this document is advised that information contained hereon reflects the Company's findings at the time of its intervention only and within the limits of Client's instructions, if any. The Company's sole responsibility is to its Client and this document does not exonerate parties to a transaction from exercising all their rights and obligations under the transaction documents. This document cannot be reproduced except in full, without prior written approval of the Company. Any unauthorized alteration, forgery or falsification of the content or appearance of this document is unlawful and offenders may be prosecuted to the fullest extent of the law. Unless otherwise stated the results shown in this test report refer only to the sample(s) tested and such sample(s) are retained for 30 days only.

Attention: To check the authenticity of testing /inspection report & certificate, please contact us at telephone: (86-755) 8307 1443, or email: CN.Doccheck@sgs.com

South of No. 6 Plant, No. 1, Runsheng Road, Suzhou Industrial Park, Suzhou Area, China (Jiangsu) Pilot Free Trade Zone 215000 t (86-512) 62992980 www.sgs.com.cn
 中国·苏州·中国(江苏)自由贸易试验区苏州片区苏州工业园区润胜路1号的6号厂房南楼 邮编: 215000 t (86-512) 62992980 sgs.china@sgs.com

LTE Band 25				Conducted Power(dBm)			
Bandwidth	Modulation	RB size	RB offset	Channel	Channel	Channel	Tune up
				26047	26365	26683	
1.4MHz	QPSK	1	0	20.47	20.49	20.60	21.50
		1	2	20.71	20.91	21.05	21.50
		1	5	20.19	20.84	20.52	21.50
		3	0	20.45	20.45	20.60	21.50
		3	2	20.72	20.88	21.02	21.50
		3	3	20.14	20.84	20.51	21.50
	16QAM	6	0	19.78	19.77	19.81	20.50
		1	0	19.70	19.76	19.88	20.50
		1	2	19.64	19.84	19.79	20.50
		1	5	19.51	19.08	19.39	20.50
		3	0	19.69	19.75	19.85	20.50
		3	2	19.69	19.88	19.76	20.50
		3	3	19.51	19.06	19.39	20.50
		6	0	18.82	18.85	18.81	19.50
Bandwidth	Modulation	RB size	RB offset	Channel	Channel	Channel	Tune up
				26055	26365	26675	
3MHz	QPSK	1	0	20.48	20.49	20.57	21.50
		1	7	20.71	20.92	21.02	21.50
		1	14	20.18	20.81	20.53	21.50
		8	0	19.78	19.71	19.78	20.50
		8	4	19.78	19.76	19.78	20.50
		8	7	19.68	19.75	19.86	20.50
	16QAM	15	0	19.66	19.89	19.79	20.50
		1	0	19.49	19.05	19.40	20.50
		1	7	20.32	20.01	20.04	20.50
		1	14	18.96	19.29	19.48	20.50
		8	0	18.80	18.84	18.77	19.50
		8	4	18.86	18.86	18.93	19.50
		8	7	18.68	18.81	18.84	19.50
		15	0	18.82	18.85	18.82	19.50



Unless otherwise agreed in writing, this document is issued by the Company subject to its General Conditions of Service printed overleaf, available on request or accessible at <http://www.sgs.com/en/Terms-and-Conditions.aspx> and, for electronic format documents, subject to Terms and Conditions for Electronic Documents at <http://www.sgs.com/en/Terms-and-Conditions/Terms-e-Documents.aspx>. Attention is drawn to the limitation of liability, indemnification and jurisdiction issues defined therein. Any holder of this document is advised that information contained hereon reflects the Company's findings at the time of its intervention only and within the limits of Client's instructions, if any. The Company's sole responsibility is to its Client and this document does not exonerate parties to a transaction from exercising all their rights and obligations under the transaction documents. This document cannot be reproduced except in full, without prior written approval of the Company. Any unauthorized alteration, forgery or falsification of the content or appearance of this document is unlawful and offenders may be prosecuted to the fullest extent of the law. Unless otherwise stated the results shown in this test report refer only to the sample(s) tested and such sample(s) are retained for 30 days only.

Attention: To check the authenticity of testing /inspection report & certificate, please contact us at telephone: (86-755) 8307 1443, or email: CN.Doccheck@sgs.com

South of No. 6 Plant, No. 1, Runsheng Road, Suzhou Industrial Park, Suzhou Area, China (Jiangsu) Pilot Free Trade Zone 215000 t (86-512) 62992980 www.sgs.com.cn
 中国·苏州·中国(江苏)自由贸易试验区苏州片区苏州工业园区润胜路1号的6号厂房南楼 邮编: 215000 t (86-512) 62992980 sgs.china@sgs.com

Bandwidth	Modulation	RB size	RB offset	Channel	Channel	Channel	Tune up
				26052	26365	26665	
5MHz	QPSK	1	0	20.44	20.45	20.60	21.50
		1	13	20.68	20.88	21.04	21.50
		1	24	20.19	20.83	20.53	21.50
		12	0	19.78	19.68	19.77	20.50
		12	6	19.81	19.75	19.80	20.50
		12	13	19.68	19.74	19.84	20.50
	16QAM	25	0	19.69	19.89	19.79	20.50
		1	0	19.49	19.05	19.42	20.50
		1	13	20.30	20.05	20.06	20.50
		1	24	18.97	19.31	19.48	20.50
		12	0	18.75	18.83	18.75	19.50
		12	6	18.87	18.86	18.90	19.50
		12	13	18.72	18.80	18.84	19.50
		25	0	18.83	18.88	18.79	19.50
Bandwidth	Modulation	RB size	RB offset	Channel	Channel	Channel	Tune up
				26090	26365	26640	
10MHz	QPSK	1	0	20.46	20.45	20.60	21.50
		1	25	20.72	20.89	21.06	21.50
		1	49	20.17	20.83	20.54	21.50
		25	0	19.74	19.68	19.77	20.50
		25	13	19.79	19.77	19.79	20.50
		25	25	19.67	19.77	19.84	20.50
		50	0	19.69	19.85	19.79	20.50
	16QAM	1	0	19.50	19.08	19.40	20.50
		1	25	20.32	20.02	20.06	20.50
		1	49	19.00	19.31	19.44	20.50
		25	0	18.76	18.85	18.80	19.50
		25	13	18.85	18.91	18.94	19.50
		25	25	18.71	18.81	18.80	19.50
		50	0	18.82	18.88	18.82	19.50



Unless otherwise agreed in writing, this document is issued by the Company subject to its General Conditions of Service printed overleaf, available on request or accessible at <http://www.sgs.com/en/Terms-and-Conditions.aspx> and, for electronic format documents, subject to Terms and Conditions for Electronic Documents at <http://www.sgs.com/en/Terms-and-Conditions/Terms-e-Document.aspx>. Attention is drawn to the limitation of liability, indemnification and jurisdiction issues defined therein. Any holder of this document is advised that information contained hereon reflects the Company's findings at the time of its intervention only and within the limits of Client's instructions, if any. The Company's sole responsibility is to its Client and this document does not exonerate parties to a transaction from exercising all their rights and obligations under the transaction documents. This document cannot be reproduced except in full, without prior written approval of the Company. Any unauthorized alteration, forgery or falsification of the content or appearance of this document is unlawful and offenders may be prosecuted to the fullest extent of the law. Unless otherwise stated the results shown in this test report refer only to the sample(s) tested and such sample(s) are retained for 30 days only.

Attention: To check the authenticity of testing /inspection report & certificate, please contact us at telephone: (86-755) 8307 1443, or email: CN.Doccheck@sgs.com

South of No. 6 Plant, No. 1, Runsheng Road, Suzhou Industrial Park, Suzhou Area, China (Jiangsu) Pilot Free Trade Zone 215000 t (86-512) 62992980 www.sgs.com.cn
 中国·苏州·中国(江苏)自由贸易试验区苏州片区苏州工业园区润胜路1号的6号厂房南楼 邮编: 215000 t (86-512) 62992980 sgs.china@sgs.com

Bandwidth	Modulation	RB size	RB offset	Channel	Channel	Channel	Tune up
				26115	26365	26615	
15MHz	QPSK	1	0	20.44	20.46	20.59	21.50
		1	38	20.69	20.89	21.06	21.50
		1	74	20.18	20.82	20.50	21.50
		36	0	19.78	19.66	19.79	20.50
		36	18	19.77	19.77	19.80	20.50
		36	39	19.72	19.75	19.86	20.50
	16QAM	75	0	19.68	19.85	19.76	20.50
		1	0	19.52	19.07	19.43	20.50
		1	38	20.33	20.02	20.04	20.50
		1	74	18.98	19.28	19.46	20.50
		36	0	18.77	18.84	18.76	19.50
		36	18	18.86	18.86	18.93	19.50
		36	39	18.67	18.83	18.84	19.50
		75	0	18.80	18.87	18.82	19.50
Bandwidth	Modulation	RB size	RB offset	Channel	Channel	Channel	Tune up
				26140	26365	26590	
20MHz	QPSK	1	0	20.54	20.55	20.65	21.50
		1	50	20.78	20.98	21.11	21.50
		1	99	20.24	20.91	20.60	21.50
		50	0	19.95	19.76	19.87	20.50
		50	25	19.87	19.83	19.87	20.50
		50	50	19.77	19.83	19.94	20.50
		100	0	19.96	19.94	19.86	20.50
	16QAM	1	0	19.57	19.14	19.48	20.50
		1	50	20.39	20.10	20.11	20.50
		1	99	19.05	19.38	19.53	20.50
		50	0	18.85	18.90	18.85	19.50
		50	25	18.94	18.96	18.99	19.50
		50	50	18.77	18.90	18.90	19.50
		100	0	18.89	18.95	18.88	19.50



Unless otherwise agreed in writing, this document is issued by the Company subject to its General Conditions of Service printed overleaf, available on request or accessible at <http://www.sgs.com/en/Terms-and-Conditions.aspx> and, for electronic format documents, subject to Terms and Conditions for Electronic Documents at <http://www.sgs.com/en/Terms-and-Conditions/Terms-e-Document.aspx>. Attention is drawn to the limitation of liability, indemnification and jurisdiction issues defined therein. Any holder of this document is advised that information contained hereon reflects the Company's findings at the time of its intervention only and within the limits of Client's instructions, if any. The Company's sole responsibility is to its Client and this document does not exonerate parties to a transaction from exercising all their rights and obligations under the transaction documents. This document cannot be reproduced except in full, without prior written approval of the Company. Any unauthorized alteration, forgery or falsification of the content or appearance of this document is unlawful and offenders may be prosecuted to the fullest extent of the law. Unless otherwise stated the results shown in this test report refer only to the sample(s) tested and such sample(s) are retained for 30 days only.

Attention: To check the authenticity of testing /inspection report & certificate, please contact us at telephone: (86-755) 8307 1443, or email: CN.Doccheck@sgs.com

South of No. 6 Plant, No. 1, Runsheng Road, Suzhou Industrial Park, Suzhou Area, China (Jiangsu) Pilot Free Trade Zone 215000 t (86-512) 62992980 www.sgs.com.cn
 中国·苏州·中国(江苏)自由贸易试验区苏州片区苏州工业园区润胜路1号的6号厂房南楼 邮编: 215000 t (86-512) 62992980 sgs.china@sgs.com

LTE Band 26				Conducted Power(dBm)			
Bandwidth	Modulation	RB size	RB offset	Channel	Channel	Channel	Tune up
				26697	26865	27033	
1.4MHz	QPSK	1	0	23.00	23.04	23.23	23.50
		1	2	23.29	23.18	23.19	23.50
		1	5	23.16	23.04	23.30	23.50
		3	0	23.36	23.27	23.30	23.50
		3	2	23.26	23.47	23.23	23.50
		3	3	23.37	23.32	23.44	23.50
	16QAM	6	0	22.17	22.36	22.27	22.50
		1	0	21.82	22.35	21.90	22.50
		1	2	22.10	22.40	22.15	22.50
		1	5	22.01	22.50	21.89	22.50
		3	0	22.16	22.33	22.14	22.50
		3	2	22.06	22.34	22.17	22.50
		3	3	22.01	22.27	22.00	22.50
		6	0	21.27	21.34	21.30	21.50
Bandwidth	Modulation	RB size	RB offset	Channel	Channel	Channel	Tune up
3MHz	QPSK	1	0	23.47	23.26	23.13	23.50
		1	7	23.36	23.42	23.13	23.50
		1	14	23.43	23.22	23.09	23.50
		8	0	22.18	22.27	22.35	22.50
		8	4	22.24	22.36	22.21	22.50
		8	7	22.25	22.34	22.21	22.50
	16QAM	15	0	22.27	22.40	22.26	22.50
		1	0	22.41	22.42	22.13	22.50
		1	7	22.04	22.41	21.95	22.50
		1	14	21.89	22.07	21.74	22.50
		8	0	21.17	21.42	21.34	21.50
		8	4	21.30	21.31	21.23	21.50
		8	7	21.38	21.41	21.31	21.50
		15	0	21.32	21.41	21.33	21.50
Bandwidth	Modulation	RB size	RB offset	Channel	Channel	Channel	Tune up
5MHz	QPSK	1	0	23.18	23.33	22.92	23.50
		1	13	23.20	23.43	23.33	23.50
		1	24	23.31	23.41	23.08	23.50
		12	0	22.18	22.33	22.35	22.50
		12	6	22.15	22.34	22.25	22.50
		12	13	22.36	22.42	22.20	22.50
	16QAM	25	0	22.16	22.38	22.19	22.50
		1	0	21.62	21.66	22.22	22.50
		1	13	22.08	22.35	21.85	22.50
		1	24	22.39	21.87	21.46	22.50
		12	0	21.11	21.33	21.00	21.50
		12	6	21.02	21.24	21.16	21.50
		12	13	21.23	21.20	21.05	21.50
		25	0	21.19	21.35	21.25	21.50



Unless otherwise agreed in writing, this document is issued by the Company subject to its General Conditions of Service printed overleaf, available on request or accessible at <http://www.sgs.com/en/Terms-and-Conditions.aspx> and, for electronic format documents, subject to Terms and Conditions for Electronic Documents at <http://www.sgs.com/en/Terms-and-Conditions/Terms-e-Documents.aspx>. Attention is drawn to the limitation of liability, indemnification and jurisdiction issues defined therein. Any holder of this document is advised that information contained hereon reflects the Company's findings at the time of its intervention only and within the limits of Client's instructions, if any. The Company's sole responsibility is to its Client and this document does not exonerate parties to a transaction from exercising all their rights and obligations under the transaction documents. This document cannot be reproduced except in full, without prior written approval of the Company. Any unauthorized alteration, forgery or falsification of the content or appearance of this document is unlawful and offenders may be prosecuted to the fullest extent of the law. Unless otherwise stated the results shown in this test report refer only to the sample(s) tested and such sample(s) are retained for 30 days only.

Attention: To check the authenticity of testing /inspection report & certificate, please contact us at telephone: (86-755) 8307 1443, or email: CN.Doccheck@sgs.com

South of No. 6 Plant, No. 1, Runsheng Road, Suzhou Industrial Park, Suzhou Area, China (Jiangsu) Pilot Free Trade Zone 215000 t (86-512) 62992980 www.sgs.com.cn
 中国·苏州·中国(江苏)自由贸易试验区苏州片区苏州工业园区润胜路1号的6号厂房南楼 邮编: 215000 t (86-512) 62992980 sgs.china@sgs.com

Bandwidth	Modulation	RB size	RB offset	Channel	Channel	Channel	Tune up
				26750	26865	26990	
10MHz	QPSK	1	0	23.21	23.10	23.27	23.50
		1	25	23.39	23.21	23.25	23.50
		1	49	23.40	22.98	23.06	23.50
		25	0	22.23	22.33	22.43	22.50
		25	13	22.32	22.26	22.22	22.50
		25	25	22.42	22.25	22.20	22.50
	16QAM	50	0	22.34	22.23	22.25	22.50
		1	0	22.32	22.44	21.67	22.50
		1	25	22.35	22.31	22.39	22.50
		1	49	22.42	22.10	22.11	22.50
		25	0	21.29	21.33	21.17	21.50
		25	13	21.38	21.35	21.26	21.50
		25	25	21.39	21.30	21.07	21.50
		50	0	21.38	21.30	21.34	21.50
Bandwidth	Modulation	RB size	RB offset	Channel	Channel	Channel	Tune up
				26775	26865	26965	
15MHz	QPSK	1	0	23.25	23.39	23.35	23.50
		1	38	23.21	23.29	23.30	23.50
		1	74	23.23	23.35	23.15	23.50
		36	0	22.31	22.49	22.44	22.50
		36	18	22.39	22.31	22.31	22.50
		36	39	22.47	22.35	22.25	22.50
		75	0	22.35	22.37	22.32	22.50
	16QAM	1	0	21.97	22.25	21.90	22.50
		1	38	21.99	21.64	22.22	22.50
		1	74	22.12	21.28	21.60	22.50
		36	0	21.31	21.41	21.35	21.50
		36	18	21.30	21.36	21.32	21.50
		36	39	21.37	21.35	21.29	21.50
		75	0	21.31	21.37	21.37	21.50



Unless otherwise agreed in writing, this document is issued by the Company subject to its General Conditions of Service printed overleaf, available on request or accessible at <http://www.sgs.com/en/Terms-and-Conditions.aspx> and, for electronic format documents, subject to Terms and Conditions for Electronic Documents at <http://www.sgs.com/en/Terms-and-Conditions/Terms-e-Documents.aspx>. Attention is drawn to the limitation of liability, indemnification and jurisdiction issues defined therein. Any holder of this document is advised that information contained hereon reflects the Company's findings at the time of its intervention only and within the limits of Client's instructions, if any. The Company's sole responsibility is to its Client and this document does not exonerate parties to a transaction from exercising all their rights and obligations under the transaction documents. This document cannot be reproduced except in full, without prior written approval of the Company. Any unauthorized alteration, forgery or falsification of the content or appearance of this document is unlawful and offenders may be prosecuted to the fullest extent of the law. Unless otherwise stated the results shown in this test report refer only to the sample(s) tested and such sample(s) are retained for 30 days only.

Attention: To check the authenticity of testing/inspection report & certificate, please contact us at telephone: (86-755) 83071443, or email: CN.Doccheck@sgs.com

South of No. 6 Plant, No. 1, Runsheng Road, Suzhou Industrial Park, Suzhou Area, China (Jiangsu) Pilot Free Trade Zone 215000 t (86-512) 62992980 www.sgs.com.cn
 中国·苏州·中国(江苏)自由贸易试验区苏州片区苏州工业园区润胜路1号的6号厂房南楼 邮编: 215000 t (86-512) 62992980 sgs.china@sgs.com

LTE Band 66				Conducted Power(dBm)			
Bandwidth	Modulation	RB size	RB offset	Channel	Channel	Channel	Tune up
				131979	132322	132665	
1.4MHz	QPSK	1	0	21.63	21.64	21.59	22.50
		1	2	21.98	21.89	21.86	22.50
		1	5	21.53	21.50	21.46	22.50
		3	0	21.64	21.59	21.60	22.50
		3	1	22.00	21.87	21.89	22.50
		3	3	21.54	21.54	21.44	22.50
	16QAM	6	0	20.80	20.78	20.80	21.50
		1	0	20.85	20.89	20.86	21.50
		1	2	20.97	20.95	20.96	21.50
		1	5	20.90	21.02	20.88	21.50
		3	0	20.84	20.49	20.72	21.50
		3	1	20.83	20.82	20.98	21.50
		3	3	20.66	20.11	20.15	21.50
		6	0	19.81	19.64	19.71	20.50
Bandwidth	Modulation	RB size	RB offset	Channel	Channel	Channel	Tune up
				131987	132322	132657	
3MHz	QPSK	1	0	21.63	21.61	21.59	22.50
		1	7	22.02	21.86	21.86	22.50
		1	14	21.53	21.52	21.45	22.50
		8	0	20.76	20.79	20.75	21.50
		8	4	20.86	20.86	20.85	21.50
		8	7	20.96	20.98	20.97	21.50
	16QAM	15	0	20.90	21.00	20.85	21.50
		1	0	20.84	20.46	20.72	21.50
		1	7	20.81	20.80	21.50	21.50
		1	14	20.69	20.09	20.14	21.50
		8	0	19.80	19.68	19.71	20.50
		8	4	19.93	19.86	19.94	20.50
		8	7	20.02	20.00	19.94	20.50
		15	0	19.89	19.88	19.86	20.50



Unless otherwise agreed in writing, this document is issued by the Company subject to its General Conditions of Service printed overleaf, available on request or accessible at <http://www.sgs.com/en/Terms-and-Conditions.aspx> and, for electronic format documents, subject to Terms and Conditions for Electronic Documents at <http://www.sgs.com/en/Terms-and-Conditions/Terms-e-Documents.aspx>. Attention is drawn to the limitation of liability, indemnification and jurisdiction issues defined therein. Any holder of this document is advised that information contained hereon reflects the Company's findings at the time of its intervention only and within the limits of Client's instructions, if any. The Company's sole responsibility is to its Client and this document does not exonerate parties to a transaction from exercising all their rights and obligations under the transaction documents. This document cannot be reproduced except in full, without prior written approval of the Company. Any unauthorized alteration, forgery or falsification of the content or appearance of this document is unlawful and offenders may be prosecuted to the fullest extent of the law. Unless otherwise stated the results shown in this test report refer only to the sample(s) tested and such sample(s) are retained for 30 days only.

Attention: To check the authenticity of testing /inspection report & certificate, please contact us at telephone: (86-755) 8307 1443, or email: CN.Doccheck@sgs.com

South of No. 6 Plant, No. 1, Runsheng Road, Suzhou Industrial Park, Suzhou Area, China (Jiangsu) Pilot Free Trade Zone 215000 t (86-512) 62992980 www.sgs.com.cn
 中国·苏州·中国(江苏)自由贸易试验区苏州片区苏州工业园区润胜路1号的6号厂房南楼 邮编: 215000 t (86-512) 62992980 sgs.china@sgs.com

Bandwidth	Modulation	RB size	RB offset	Channel	Channel	Channel	Tune up
				131997	132322	132647	
5MHz	QPSK	1	0	21.63	21.59	21.60	22.50
		1	13	22.01	21.90	21.87	22.50
		1	24	21.53	21.50	21.46	22.50
		12	0	20.80	20.79	20.79	21.50
		12	6	20.85	20.88	20.88	21.50
		12	13	20.95	20.97	20.93	21.50
	16QAM	25	0	20.86	21.02	20.88	21.50
		1	0	20.87	20.47	20.73	21.50
		1	13	20.83	20.81	20.88	21.50
		1	24	20.69	20.07	20.14	21.50
		12	0	19.82	19.65	19.71	20.50
		12	6	19.94	19.84	19.96	20.50
		12	13	20.03	20.00	19.97	20.50
		25	0	19.87	19.85	19.89	20.50
Bandwidth	Modulation	RB size	RB offset	Channel	Channel	Channel	Tune up
				132022	132322	132622	
10MHz	QPSK	1	0	21.63	21.63	21.57	22.50
		1	25	22.02	21.88	21.86	22.50
		1	49	21.52	21.51	21.47	22.50
		25	0	20.77	20.75	20.79	21.50
		25	13	20.90	20.90	20.85	21.50
		25	25	20.96	20.99	20.98	21.50
		50	0	20.85	21.02	20.85	21.50
	16QAM	1	0	20.87	20.49	20.71	21.50
		1	25	20.81	20.78	21.49	21.50
		1	49	20.65	20.08	20.13	21.50
		25	0	19.80	19.69	19.71	20.50
		25	13	19.95	19.87	19.96	20.50
		25	25	20.04	20.02	19.95	20.50
		50	0	19.85	19.88	19.89	20.50



Unless otherwise agreed in writing, this document is issued by the Company subject to its General Conditions of Service printed overleaf, available on request or accessible at <http://www.sgs.com/en/Terms-and-Conditions.aspx> and, for electronic format documents, subject to Terms and Conditions for Electronic Documents at <http://www.sgs.com/en/Terms-and-Conditions/Terms-e-Document.aspx>. Attention is drawn to the limitation of liability, indemnification and jurisdiction issues defined therein. Any holder of this document is advised that information contained hereon reflects the Company's findings at the time of its intervention only and within the limits of Client's instructions, if any. The Company's sole responsibility is to its Client and this document does not exonerate parties to a transaction from exercising all their rights and obligations under the transaction documents. This document cannot be reproduced except in full, without prior written approval of the Company. Any unauthorized alteration, forgery or falsification of the content or appearance of this document is unlawful and offenders may be prosecuted to the fullest extent of the law. Unless otherwise stated the results shown in this test report refer only to the sample(s) tested and such sample(s) are retained for 30 days only.

Attention: To check the authenticity of testing /inspection report & certificate, please contact us at telephone: (86-755) 8307 1443, or email: CN.Doccheck@sgs.com

South of No. 6 Plant, No. 1, Runsheng Road, Suzhou Industrial Park, Suzhou Area, China (Jiangsu) Pilot Free Trade Zone 215000 t (86-512) 62992980 www.sgs.com.cn
 中国·苏州·中国(江苏)自由贸易试验区苏州片区苏州工业园区润胜路1号的6号厂房南楼 邮编: 215000 t (86-512) 62992980 sgs.china@sgs.com

Bandwidth	Modulation	RB size	RB offset	Channel	Channel	Channel	Tune up
				132047	132322	132597	
15MHz	QPSK	1	0	21.62	21.59	21.58	22.50
		1	38	22.00	21.91	21.84	22.50
		1	74	21.51	21.53	21.45	22.50
		36	0	20.79	20.78	20.78	21.50
		36	18	20.85	20.86	20.86	21.50
		36	39	20.96	20.95	20.97	21.50
	16QAM	75	0	20.87	21.00	20.88	21.50
		1	0	20.87	20.47	20.70	21.50
		1	38	20.79	20.82	21.48	21.50
		1	74	20.68	20.10	20.11	21.50
		36	0	19.81	19.69	19.72	20.50
		36	18	19.93	19.83	19.96	20.50
		36	39	20.03	19.98	19.96	20.50
		75	0	19.85	19.84	19.90	20.50
Bandwidth	Modulation	RB size	RB offset	Channel	Channel	Channel	Tune up
				132072	132322	132572	
20MHz	QPSK	1	0	21.71	22.19	21.65	22.50
		1	50	22.09	21.96	21.94	22.50
		1	99	21.59	21.59	22.17	22.50
		50	0	21.05	21.04	21.04	21.50
		50	25	20.97	20.92	20.95	21.50
		50	50	21.02	21.04	21.03	21.50
		100	0	21.08	21.07	20.95	21.50
	16QAM	1	0	20.93	20.54	20.80	21.50
		1	50	20.88	20.88	20.83	21.50
		1	99	20.75	20.17	20.20	21.50
		50	0	19.90	19.74	19.78	20.50
		50	25	20.03	19.92	20.01	20.50
		50	50	20.09	20.08	20.03	20.50
		100	0	19.94	19.93	19.96	20.50



Unless otherwise agreed in writing, this document is issued by the Company subject to its General Conditions of Service printed overleaf, available on request or accessible at <http://www.sgs.com/en/Terms-and-Conditions.aspx> and, for electronic format documents, subject to Terms and Conditions for Electronic Documents at <http://www.sgs.com/en/Terms-and-Conditions/Terms-e-Documents.aspx>. Attention is drawn to the limitation of liability, indemnification and jurisdiction issues defined therein. Any holder of this document is advised that information contained hereon reflects the Company's findings at the time of its intervention only and within the limits of Client's instructions, if any. The Company's sole responsibility is to its Client and this document does not exonerate parties to a transaction from exercising all their rights and obligations under the transaction documents. This document cannot be reproduced except in full, without prior written approval of the Company. Any unauthorized alteration, forgery or falsification of the content or appearance of this document is unlawful and offenders may be prosecuted to the fullest extent of the law. Unless otherwise stated the results shown in this test report refer only to the sample(s) tested and such sample(s) are retained for 30 days only.

Attention: To check the authenticity of testing /inspection report & certificate, please contact us at telephone: (86-755) 8307 1443, or email: CN.Doccheck@sgs.com

South of No. 6 Plant, No. 1, Runsheng Road, Suzhou Industrial Park, Suzhou Area, China (Jiangsu) Pilot Free Trade Zone 215000 t (86-512) 62992980 www.sgs.com.cn
 中国·苏州·中国(江苏)自由贸易试验区苏州片区苏州工业园区润胜路1号的6号厂房南楼 邮编: 215000 t (86-512) 62992980 sgs.china@sgs.com

LTE Band 71				Conducted Power(dBm)			
Bandwidth	Modulation	RB size	RB offset	Channel	Channel	Channel	Tune up
				133147	133322	133447	
5MHz	QPSK	1	0	24.18	23.86	23.96	24.50
		1	13	24.32	24.09	24.08	24.50
		1	24	23.76	23.48	23.56	24.50
		12	0	23.04	23.01	23.15	23.50
		12	6	23.08	23.12	23.12	23.50
		12	13	23.08	23.06	22.89	23.50
	16QAM	25	0	22.95	22.84	22.93	23.50
		1	0	22.74	22.59	22.42	23.50
		1	13	22.74	22.60	22.63	23.50
		1	24	22.53	22.48	22.54	23.50
		12	0	22.11	22.04	22.25	22.50
		12	6	22.43	22.22	22.23	22.50
		12	13	22.31	21.97	22.00	22.50
		25	0	22.21	21.97	22.28	22.50
Bandwidth	Modulation	RB size	RB offset	Channel	Channel	Channel	Tune up
				133172	133322	133422	
10MHz	QPSK	1	0	24.18	23.85	23.79	24.50
		1	25	24.40	24.22	24.13	24.50
		1	49	23.88	23.54	23.86	24.50
		25	0	23.25	23.16	23.18	23.50
		25	13	23.23	23.14	23.09	23.50
		25	25	22.94	22.89	23.11	23.50
	16QAM	50	0	23.20	23.01	23.09	23.50
		1	0	22.78	22.45	22.63	23.50
		1	25	22.54	22.53	22.58	23.50
		1	49	22.60	22.44	22.45	23.50
		25	0	22.11	22.13	22.04	22.50
		25	13	22.23	22.09	22.36	22.50
		25	25	22.14	22.10	22.18	22.50
		50	0	22.23	22.09	22.02	22.50



Unless otherwise agreed in writing, this document is issued by the Company subject to its General Conditions of Service printed overleaf, available on request or accessible at <http://www.sgs.com/en/Terms-and-Conditions.aspx> and, for electronic format documents, subject to Terms and Conditions for Electronic Documents at <http://www.sgs.com/en/Terms-and-Conditions/Terms-e-Documents.aspx>. Attention is drawn to the limitation of liability, indemnification and jurisdiction issues defined therein. Any holder of this document is advised that information contained hereon reflects the Company's findings at the time of its intervention only and within the limits of Client's instructions, if any. The Company's sole responsibility is to its Client and this document does not exonerate parties to a transaction from exercising all their rights and obligations under the transaction documents. This document cannot be reproduced except in full, without prior written approval of the Company. Any unauthorized alteration, forgery or falsification of the content or appearance of this document is unlawful and offenders may be prosecuted to the fullest extent of the law. Unless otherwise stated the results shown in this test report refer only to the sample(s) tested and such sample(s) are retained for 30 days only.

Attention: To check the authenticity of testing /inspection report & certificate, please contact us at telephone: (86-755) 8307 1443, or email: CN.Doccheck@sgs.com
 South of No. 6 Plant, No. 1, Runsheng Road, Suzhou Industrial Park, Suzhou Area, China (Jiangsu) Pilot Free Trade Zone 215000 t (86-512) 62992980 www.sgs.com.cn
 中国·苏州·中国(江苏)自由贸易试验区苏州片区苏州工业园区润胜路1号的6号厂房南楼 邮编: 215000 t (86-512) 62992980 sgs.china@sgs.com

Bandwidth	Modulation	RB size	RB offset	Channel	Channel	Channel	Tune up
				133197	133322	133397	
15MHz	QPSK	1	0	23.90	23.66	23.73	24.50
		1	38	24.21	24.12	24.28	24.50
		1	74	23.82	23.67	23.69	24.50
		36	0	23.26	23.21	23.17	23.50
		36	18	23.04	22.98	23.13	23.50
		36	39	22.94	23.01	23.01	23.50
	16QAM	75	0	22.96	23.08	23.06	23.50
		1	0	22.56	22.62	22.61	23.50
		1	38	22.57	22.40	22.60	23.50
		1	74	22.40	22.32	22.56	23.50
		36	0	22.34	22.16	22.18	22.50
		36	18	22.24	22.13	22.21	22.50
		36	39	22.17	22.15	22.06	22.50
		75	0	22.25	22.19	22.02	22.50
Bandwidth	Modulation	RB size	RB offset	Channel	Channel	Channel	Tune up
				133222	133322	133372	
20MHz	QPSK	1	0	24.09	23.82	23.93	24.50
		1	50	24.32	24.17	24.25	24.50
		1	99	23.79	23.66	23.76	24.50
		50	0	23.24	23.14	23.21	23.50
		50	25	23.22	23.10	23.22	23.50
		50	50	23.12	23.00	23.09	23.50
		100	0	23.14	23.02	23.13	23.50
	16QAM	1	0	22.75	22.56	22.62	23.50
		1	50	22.64	22.52	22.58	23.50
		1	99	22.60	22.48	22.56	23.50
		50	0	22.31	22.11	22.18	22.50
		50	25	22.36	22.16	22.29	22.50
		50	50	22.25	22.07	22.15	22.50
		100	0	22.22	22.12	22.20	22.50



Unless otherwise agreed in writing, this document is issued by the Company subject to its General Conditions of Service printed overleaf, available on request or accessible at <http://www.sgs.com/en/Terms-and-Conditions.aspx> and, for electronic format documents, subject to Terms and Conditions for Electronic Documents at <http://www.sgs.com/en/Terms-and-Conditions/Terms-e-Documents.aspx>. Attention is drawn to the limitation of liability, indemnification and jurisdiction issues defined therein. Any holder of this document is advised that information contained hereon reflects the Company's findings at the time of its intervention only and within the limits of Client's instructions, if any. The Company's sole responsibility is to its Client and this document does not exonerate parties to a transaction from exercising all their rights and obligations under the transaction documents. This document cannot be reproduced except in full, without prior written approval of the Company. Any unauthorized alteration, forgery or falsification of the content or appearance of this document is unlawful and offenders may be prosecuted to the fullest extent of the law. Unless otherwise stated the results shown in this test report refer only to the sample(s) tested and such sample(s) are retained for 30 days only.

Attention: To check the authenticity of testing /inspection report & certificate, please contact us at telephone: (86-755) 8307 1443, or email: CN.Doccheck@sgs.com

South of No. 6 Plant, No. 1, Runsheng Road, Suzhou Industrial Park, Suzhou Area, China (Jiangsu) Pilot Free Trade Zone 215000 t (86-512) 62992980 www.sgs.com.cn
 中国·苏州·中国(江苏)自由贸易试验区苏州片区苏州工业园区润胜路1号的6号厂房南楼 邮编: 215000 t (86-512) 62992980 sgs.china@sgs.com

LTE Band 41 (Class 2)				Conducted Power(dBm)					
Bandwidth	Modulation	RB size	RB offset	Channel	Channel	Channel	Channel	Channel	Tune up
				39675	40148	40620	41093	41565	
5MHz	QPSK	1	0	22.03	22.11	22.00	22.40	22.52	23.00
		1	13	22.42	22.60	22.64	22.72	22.55	23.00
		1	24	22.18	22.29	22.41	22.27	22.23	23.00
		12	0	21.47	21.70	21.54	21.40	21.58	22.00
		12	6	21.49	21.67	21.61	21.62	21.53	22.00
		12	13	21.58	21.61	21.57	21.74	21.50	22.00
	16QAM	25	0	21.39	21.66	21.69	21.50	21.52	22.00
		1	0	20.95	21.14	21.12	21.29	21.12	22.00
		1	13	21.16	21.43	21.27	21.49	21.31	22.00
		1	24	20.88	21.11	21.12	21.19	21.04	22.00
		12	0	20.16	20.57	20.38	20.71	20.47	21.00
		12	6	20.33	20.45	20.38	20.58	20.55	21.00
		12	13	20.46	20.49	20.32	20.62	20.39	21.00
		25	0	20.28	20.50	20.47	20.66	20.41	21.00
Bandwidth	Modulation	RB size	RB offset	Channel	Channel	Channel	Channel	Channel	Tune up
				39700	40160	40620	41080	41540	
10MHz	QPSK	1	0	22.01	22.15	22.01	22.38	22.50	23.00
		1	25	22.44	22.60	22.60	22.72	22.52	23.00
		1	49	22.15	22.32	22.39	22.28	22.24	23.00
		25	0	21.46	21.68	21.54	21.42	21.58	22.00
		25	13	21.48	21.68	21.59	21.62	21.50	22.00
		25	25	21.59	21.62	21.55	21.69	21.47	22.00
	16QAM	50	0	21.39	21.64	21.69	21.48	21.55	22.00
		1	0	20.94	21.18	21.15	21.27	21.17	22.00
		1	25	21.17	21.44	21.22	21.52	21.33	22.00
		1	49	20.89	21.13	21.13	21.17	21.03	22.00
		25	0	20.18	20.55	20.39	20.72	20.49	21.00
		25	13	20.35	20.40	20.33	20.60	20.54	21.00
		25	25	20.48	20.47	20.33	20.63	20.39	21.00
		50	0	20.24	20.52	20.45	20.68	20.45	21.00



Unless otherwise agreed in writing, this document is issued by the Company subject to its General Conditions of Service printed overleaf, available on request or accessible at <http://www.sgs.com/en/Terms-and-Conditions.aspx> and, for electronic format documents, subject to Terms and Conditions for Electronic Documents at <http://www.sgs.com/en/Terms-and-Conditions/Terms-e-Documents.aspx>. Attention is drawn to the limitation of liability, indemnification and jurisdiction issues defined therein. Any holder of this document is advised that information contained hereon reflects the Company's findings at the time of its intervention only and within the limits of Client's instructions, if any. The Company's sole responsibility is to its Client and this document does not exonerate parties to a transaction from exercising all their rights and obligations under the transaction documents. This document cannot be reproduced except in full, without prior written approval of the Company. Any unauthorized alteration, forgery or falsification of the content or appearance of this document is unlawful and offenders may be prosecuted to the fullest extent of the law. Unless otherwise stated the results shown in this test report refer only to the sample(s) tested and such sample(s) are retained for 30 days only.

Attention: To check the authenticity of testing / inspection report & certificate, please contact us at telephone: (86-755) 8307 1443, or email: CN.Doccheck@sgs.com

South of No. 6 Plant, No. 1, Runsheng Road, Suzhou Industrial Park, Suzhou Area, China (Jiangsu) Pilot Free Trade Zone 215000 t (86-512) 62992980 www.sgs.com.cn
 中国·苏州·中国(江苏)自由贸易试验区苏州片区苏州工业园区润胜路1号的6号厂房南楼 邮编: 215000 t (86-512) 62992980 sgs.china@sgs.com

Bandwidth	Modulation	RB size	RB offset	Channel	Channel	Channel	Channel	Channel	Tune up
				39725	40173	40620	41068	41515	
15MHz	QPSK	1	0	21.98	22.11	22.02	22.37	22.52	23.00
		1	38	22.40	22.60	22.64	22.76	22.54	23.00
		1	74	22.20	22.34	22.42	22.26	22.24	23.00
		36	0	21.42	21.68	21.53	21.40	21.59	22.00
		36	18	21.50	21.67	21.59	21.60	21.49	22.00
		36	39	21.58	21.62	21.55	21.71	21.46	22.00
		75	0	21.38	21.65	21.67	21.47	21.51	22.00
	16QAM	1	0	20.91	21.15	21.14	21.31	21.14	22.00
		1	38	21.13	21.40	21.27	21.54	21.31	22.00
		1	74	20.88	21.13	21.13	21.18	21.02	22.00
		36	0	20.20	20.59	20.38	20.69	20.50	21.00
		36	18	20.35	20.41	20.37	20.61	20.57	21.00
		36	39	20.44	20.51	20.33	20.61	20.40	21.00
		75	0	20.25	20.53	20.50	20.67	20.42	21.00
Bandwidth	Modulation	RB size	RB offset	Channel	Channel	Channel	Channel	Channel	Tune up
				39750	40185	40620	41055	41490	
20MHz	QPSK	1	0	22.08	22.20	22.08	22.47	22.60	23.00
		1	50	22.82	22.67	22.79	22.83	22.61	23.00
		1	99	22.25	22.39	22.47	22.33	22.30	23.00
		50	0	21.52	21.78	21.61	21.47	21.66	22.00
		50	25	21.55	21.73	21.66	21.67	21.59	22.00
		50	50	21.68	21.67	21.62	21.79	21.55	22.00
		100	0	21.48	21.72	21.77	21.57	21.61	22.00
	16QAM	1	0	21.01	21.23	21.22	21.37	21.22	22.00
		1	50	21.22	21.49	21.32	21.59	21.38	22.00
		1	99	20.96	21.19	21.18	21.25	21.10	22.00
		50	0	20.26	20.64	20.47	20.78	20.56	21.00
		50	25	20.43	20.50	20.43	20.67	20.62	21.00
		50	50	20.54	20.56	20.41	20.68	20.47	21.00
		100	0	20.34	20.58	20.55	20.73	20.51	21.00



Unless otherwise agreed in writing, this document is issued by the Company subject to its General Conditions of Service printed overleaf, available on request or accessible at <http://www.sgs.com/en/Terms-and-Conditions.aspx> and, for electronic format documents, subject to Terms and Conditions for Electronic Documents at <http://www.sgs.com/en/Terms-and-Conditions/Terms-e-Documents.aspx>. Attention is drawn to the limitation of liability, indemnification and jurisdiction issues defined therein. Any holder of this document is advised that information contained hereon reflects the Company's findings at the time of its intervention only and within the limits of Client's instructions, if any. The Company's sole responsibility is to its Client and this document does not exonerate parties to a transaction from exercising all their rights and obligations under the transaction documents. This document cannot be reproduced except in full, without prior written approval of the Company. Any unauthorized alteration, forgery or falsification of the content or appearance of this document is unlawful and offenders may be prosecuted to the fullest extent of the law. Unless otherwise stated the results shown in this test report refer only to the sample(s) tested and such sample(s) are retained for 30 days only.

Attention: To check the authenticity of testing/inspection report & certificate, please contact us at telephone: (86-755) 8307 1443, or email: CN.Doccheck@sgs.com

South of No. 6 Plant, No. 1, Runsheng Road, Suzhou Industrial Park, Suzhou Area, China (Jiangsu) Pilot Free Trade Zone 215000 t (86-512) 62992980 www.sgs.com.cn
 中国·苏州·中国(江苏)自由贸易试验区苏州片区苏州工业园区润胜路1号的6号厂房南楼 邮编: 215000 t (86-512) 62992980 sgs.china@sgs.com

LTE Band 41 (Class 3)				Conducted Power(dBm)					
Bandwidth	Modulation	RB size	RB offset	Channel	Channel	Channel	Channel	Channel	Tune up
				39675	40148	40620	41093	41565	
5MHz	QPSK	1	0	19.52	19.70	19.46	19.73	19.77	20.70
		1	13	19.85	20.11	20.05	20.28	20.01	20.70
		1	24	19.54	19.65	19.86	19.75	19.72	20.70
		12	0	18.78	19.11	18.95	19.18	19.08	19.70
		12	6	18.77	19.02	19.04	19.11	18.91	19.70
		12	13	18.86	19.00	19.00	19.00	18.85	19.70
	16QAM	25	0	18.83	19.08	19.03	19.12	18.95	19.70
		1	0	18.18	18.51	18.39	18.68	18.91	19.70
		1	13	18.65	18.59	18.53	19.11	18.56	19.70
		1	24	18.22	18.82	18.44	18.57	18.16	19.70
		12	0	17.62	18.06	17.81	18.01	18.02	18.70
		12	6	17.73	17.90	17.76	18.08	17.96	18.70
		12	13	18.07	18.01	17.97	18.01	17.85	18.70
		25	0	17.80	18.02	18.05	18.13	17.90	18.70
Bandwidth	Modulation	RB size	RB offset	Channel	Channel	Channel	Channel	Channel	Tune up
				39700	40160	40620	41080	41540	
10MHz	QPSK	1	0	19.48	19.67	19.45	19.72	19.78	20.70
		1	25	19.83	20.14	20.07	20.28	20.00	20.70
		1	49	19.53	19.63	19.88	19.72	19.71	20.70
		25	0	18.74	19.10	18.99	19.18	19.12	19.70
		25	13	18.80	19.04	19.01	19.09	18.90	19.70
		25	25	18.86	19.04	18.99	18.98	18.81	19.70
	16QAM	50	0	18.83	19.03	19.05	19.17	18.99	19.70
		1	0	18.15	18.50	18.39	18.71	18.96	19.70
		1	25	18.67	18.61	18.57	19.16	18.56	19.70
		1	49	18.19	18.79	18.45	18.60	18.17	19.70
		25	0	17.61	18.10	17.86	18.01	17.99	18.70
		25	13	17.73	17.92	17.77	18.08	17.96	18.70
		25	25	18.07	17.97	18.02	18.01	17.82	18.70
		50	0	17.76	18.02	18.03	18.11	17.85	18.70



Unless otherwise agreed in writing, this document is issued by the Company subject to its General Conditions of Service printed overleaf, available on request or accessible at <http://www.sgs.com/en/Terms-and-Conditions.aspx> and, for electronic format documents, subject to Terms and Conditions for Electronic Documents at <http://www.sgs.com/en/Terms-and-Conditions/Terms-e-Documents.aspx>. Attention is drawn to the limitation of liability, indemnification and jurisdiction issues defined therein. Any holder of this document is advised that information contained hereon reflects the Company's findings at the time of its intervention only and within the limits of Client's instructions, if any. The Company's sole responsibility is to its Client and this document does not exonerate parties to a transaction from exercising all their rights and obligations under the transaction documents. This document cannot be reproduced except in full, without prior written approval of the Company. Any unauthorized alteration, forgery or falsification of the content or appearance of this document is unlawful and offenders may be prosecuted to the fullest extent of the law. Unless otherwise stated the results shown in this test report refer only to the sample(s) tested and such sample(s) are retained for 30 days only.

Attention: To check the authenticity of testing /inspection report & certificate, please contact us at telephone: (86-755) 8307 1443, or email: CN.Doccheck@sgs.com

South of No. 6 Plant, No. 1, Runsheng Road, Suzhou Industrial Park, Suzhou Area, China (Jiangsu) Pilot Free Trade Zone 215000 t (86-512) 62992980 www.sgsgroup.com.cn
 中国·苏州·中国(江苏)自由贸易试验区苏州片区苏州工业园区润胜路1号的6号厂房南楼 邮编: 215000 t (86-512) 62992980 sgs.china@sgs.com

Bandwidth	Modulation	RB size	RB offset	Channel	Channel	Channel	Channel	Channel	Tune up
				39725	40173	40620	41068	41515	
15MHz	QPSK	1	0	19.48	19.71	19.50	19.74	19.78	20.70
		1	38	19.84	20.14	20.07	20.27	20.02	20.70
		1	74	19.53	19.62	19.89	19.75	19.70	20.70
		36	0	18.76	19.11	18.97	19.20	19.10	19.70
		36	18	18.77	19.02	19.02	19.07	18.95	19.70
		36	39	18.89	19.01	18.99	19.01	18.83	19.70
		75	0	18.82	19.03	19.02	19.17	18.96	19.70
	16QAM	1	0	18.14	18.49	18.41	18.68	18.93	19.70
		1	38	18.63	18.57	18.58	19.15	18.57	19.70
		1	74	18.20	18.79	18.48	18.59	18.20	19.70
		36	0	17.58	18.05	17.84	18.00	18.02	18.70
		36	18	17.74	17.92	17.78	18.08	17.94	18.70
		36	39	18.07	17.97	18.01	17.96	17.85	18.70
		75	0	17.78	18.03	18.04	18.11	17.88	18.70
Bandwidth	Modulation	RB size	RB offset	Channel	Channel	Channel	Channel	Channel	Tune up
				39750	40185	40620	41055	41490	
20MHz	QPSK	1	0	19.57	19.77	19.55	19.82	19.83	20.70
		1	50	19.93	20.21	20.13	20.44	20.08	20.70
		1	99	19.62	19.72	19.94	19.81	19.77	20.70
		50	0	18.84	19.20	19.05	19.25	19.17	19.70
		50	25	18.86	19.12	19.09	19.17	19.00	19.70
		50	50	18.96	19.09	19.09	19.06	18.91	19.70
		100	0	18.90	19.13	19.11	19.22	19.05	19.70
	16QAM	1	0	18.23	18.58	18.47	18.76	19.01	19.70
		1	50	18.72	18.66	18.63	19.21	18.65	19.70
		1	99	18.27	18.88	18.54	18.66	18.26	19.70
		50	0	17.67	18.15	17.91	18.10	18.08	18.70
		50	25	17.80	17.98	17.86	18.16	18.03	18.70
		50	50	18.17	18.06	18.07	18.06	17.92	18.70
		100	0	17.85	18.10	18.10	18.21	17.95	18.70



Unless otherwise agreed in writing, this document is issued by the Company subject to its General Conditions of Service printed overleaf, available on request or accessible at <http://www.sgs.com/en/Terms-and-Conditions.aspx> and, for electronic format documents, subject to Terms and Conditions for Electronic Documents at <http://www.sgs.com/en/Terms-and-Conditions/Terms-e-Documents.aspx>. Attention is drawn to the limitation of liability, indemnification and jurisdiction issues defined therein. Any holder of this document is advised that information contained hereon reflects the Company's findings at the time of its intervention only and within the limits of Client's instructions, if any. The Company's sole responsibility is to its Client and this document does not exonerate parties to a transaction from exercising all their rights and obligations under the transaction documents. This document cannot be reproduced except in full, without prior written approval of the Company. Any unauthorized alteration, forgery or falsification of the content or appearance of this document is unlawful and offenders may be prosecuted to the fullest extent of the law. Unless otherwise stated the results shown in this test report refer only to the sample(s) tested and such sample(s) are retained for 30 days only.

Attention: To check the authenticity of testing /inspection report & certificate, please contact us at telephone: (86-755) 8307 1443, or email: CN.Doccheck@sgs.com

South of No. 6 Plant, No. 1, Runsheng Road, Suzhou Industrial Park, Suzhou Area, China (Jiangsu) Pilot Free Trade Zone 215000 t (86-512) 62992980 www.sgs.com.cn
 中国·苏州·中国(江苏)自由贸易试验区苏州片区苏州工业园区润胜路1号的6号厂房南面 邮编: 215000 t (86-512) 62992980 sgs.china@sgs.com

8.1.4 Conducted Power of WIFI

Wi-Fi	Average Power (dBm) for Data Rates (Mbps)			SAR Test
2450MHz	Channel	1	Tune up	
802.11b	1	16.36	17.00	No
	6	16.07	17.00	No
	11	16.86	17.00	Yes
802.11g	Channel	6	Tune up	SAR Test
	1	12.66	13.00	No
	6	11.79	13.00	No
	11	12.87	13.00	No
802.11n HT20	Channel	6.5	Tune up	SAR Test
	1	12.63	13.00	No
	6	11.77	13.00	No
	11	12.92	13.00	No
802.11n HT40	Channel	13.5	Tune up	SAR Test
	3	12.67	13.00	No
	6	12.52	13.00	No
	9	12.49	13.00	No

Note:

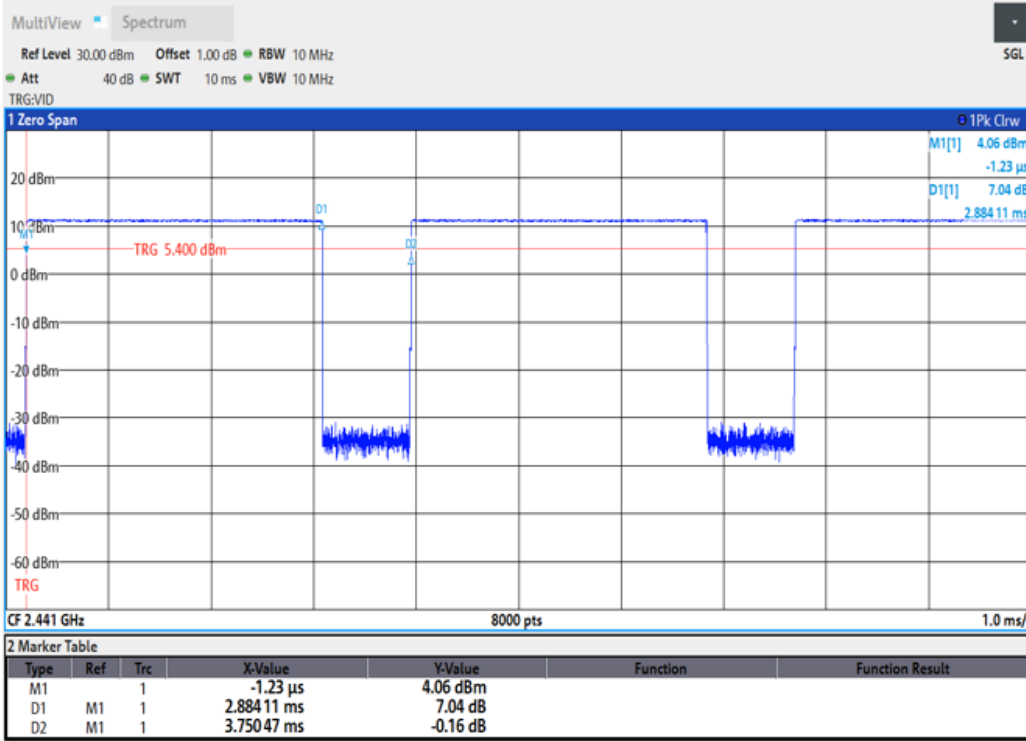
- a) Power must be measured at each transmit antenna port according to the DSSS and OFDM transmission configurations in each standalone and aggregated frequency band.
- b) Power measurement is required for the transmission mode configuration with the highest maximum output power specified for production units.
 - 1) When the same highest maximum output power specification applies to multiple transmission modes, the largest channel bandwidth configuration with the lowest order modulation and lowest data rate is measured.
 - 2) When the same highest maximum output power is specified for multiple largest channel bandwidth configurations with the same lowest order modulation or lowest order modulation and lowest data rate, power measurement is required for all equivalent 802.11 configurations with the same maximum output power.
- c) For each transmission mode configuration, power must be measured for the highest and lowest channels; and at the mid-band channel(s) when there are at least 3 channels. For configurations with multiple mid-band channels, due to an even number of channels, both channels should be measured.



Unless otherwise agreed in writing, this document is issued by the Company subject to its General Conditions of Service printed overleaf, available on request or accessible at <http://www.sgs.com/en/Terms-and-Conditions.aspx> and, for electronic format documents, subject to Terms and Conditions for Electronic Documents at <http://www.sgs.com/en/Terms-and-Conditions/Terms-e-Documents.aspx>. Attention is drawn to the limitation of liability, indemnification and jurisdiction issues defined therein. Any holder of this document is advised that information contained hereon reflects the Company's findings at the time of its intervention only and within the limits of Client's instructions, if any. The Company's sole responsibility is to its Client and this document does not exonerate parties to a transaction from exercising all their rights and obligations under the transaction documents. This document cannot be reproduced except in full, without prior written approval of the Company. Any unauthorized alteration, forgery or falsification of the content or appearance of this document is unlawful and offenders may be prosecuted to the fullest extent of the law. Unless otherwise stated the results shown in this test report refer only to the sample(s) tested and such sample(s) are retained for 30 days only.
Attention: To check the authenticity of testing /inspection report & certificate, please contact us at telephone: (86-755) 8307 1443, or email: CN.Doccheck@sgs.com
 South of No. 6 Plant, No. 1, Runsheng Road, Suzhou Industrial Park, Suzhou Area, China (Jiangsu) Pilot Free Trade Zone 215000 t (86-512) 62992980 www.sgs.com.cn
 中国·苏州·中国(江苏)自由贸易试验区苏州片区苏州工业园区润胜路1号的6号厂房南楼 邮编: 215000 t (86-512) 62992980 sgs.china@sgs.com

8.1.5 Conducted Power of BT

BT DH5 Duty Cycle=2.88411/3.75047 =76.90%



BT			Tune up (dBm)	Average Conducted Power(dBm)
Modulation	Channel	Frequency(MHz)		
GFSK	0	2402	11.00	10.25
	39	2441	11.00	10.72
	78	2480	11.00	9.53
π/4DQPSK	0	2402	10.00	8.37
	39	2441	10.00	9.44
	78	2480	10.00	8.63
8DPSK	0	2402	10.00	8.72
	39	2441	10.00	9.56
	78	2480	10.00	8.31
BLE	0	2402	1.50	-0.41
	19	2440	1.50	-0.14
	39	2441	1.50	-0.31

Note:

1)The conducted power of BT is measured with RMS detector.



Unless otherwise agreed in writing, this document is issued by the Company subject to its General Conditions of Service printed overleaf, available on request or accessible at <http://www.sgs.com/en/Terms-and-Conditions.aspx> and, for electronic format documents, subject to Terms and Conditions for Electronic Documents at <http://www.sgs.com/en/Terms-and-Conditions/Terms-e-Documents.aspx>. Attention is drawn to the limitation of liability, indemnification and jurisdiction issues defined therein. Any holder of this document is advised that information contained hereon reflects the Company's findings at the time of its intervention only and within the limits of Client's instructions, if any. The Company's sole responsibility is to its Client and this document does not exonerate parties to a transaction from exercising all their rights and obligations under the transaction documents. This document cannot be reproduced except in full, without prior written approval of the Company. Any unauthorized alteration, forgery or falsification of the content or appearance of this document is unlawful and offenders may be prosecuted to the fullest extent of the law. Unless otherwise stated the results shown in this test report refer only to the sample(s) tested and such sample(s) are retained for 30 days only.

Attention: To check the authenticity of testing /inspection report & certificate, please contact us at telephone: (86-755) 8307 1443, or email: CN.Doccheck@sgs.com

South of No. 6 Plant, No. 1, Runsheng Road, Suzhou Industrial Park, Suzhou Area, China (Jiangsu) Pilot Free Trade Zone 215000
 中国·苏州·中国(江苏)自由贸易试验区苏州片区苏州工业园区润胜路1号的6号厂房南面 邮编: 215000

t (86-512) 62992980 www.sgs.com.cn
 t (86-512) 62992980 sgs.china@sgs.com

8.2 Measurement of SAR Data

Note:

- 1) The maximum Scaled SAR value is marked in bold. Graph results refer to Appendix B.
- 2) Per KDB447498 D01, testing of other required channels within the operating mode of a frequency band is not required when the reported 1-g or 10-g SAR for the mid-band or highest output power channel is:
 - $\leq 0.8\text{W/kg}$ for 1-g or 2.0W/kg for 10-g respectively, when the transmission band is $\leq 100\text{MHz}$.
 - $\leq 0.6\text{ W/kg}$ or 1.5 W/kg , for 1-g or 10-g respectively, when the transmission band is between 100 MHz and 200 MHz.
 - $\leq 0.4\text{ W/kg}$ or 1.0 W/kg , for 1-g or 10-g respectively, when the transmission band is $\geq 200\text{ MHz}$.

WiFi 2.4G:

- 1) When the highest reported SAR for the initial test configuration is adjusted by the ratio of the subsequent test configuration to initial test configuration specified maximum output power and the adjusted SAR is $\leq 1.2\text{ W/kg}$, SAR test for the other 802.11 modes are not required.



Unless otherwise agreed in writing, this document is issued by the Company subject to its General Conditions of Service printed overleaf, available on request or accessible at <http://www.sgs.com/en/Terms-and-Conditions.aspx> and, for electronic format documents, subject to Terms and Conditions for Electronic Documents at <http://www.sgs.com/en/Terms-and-Conditions/Terms-e-Document.aspx>. Attention is drawn to the limitation of liability, indemnification and jurisdiction issues defined therein. Any holder of this document is advised that information contained hereon reflects the Company's findings at the time of its intervention only and within the limits of Client's instructions, if any. The Company's sole responsibility is to its Client and this document does not exonerate parties to a transaction from exercising all their rights and obligations under the transaction documents. This document cannot be reproduced except in full, without prior written approval of the Company. Any unauthorized alteration, forgery or falsification of the content or appearance of this document is unlawful and offenders may be prosecuted to the fullest extent of the law. Unless otherwise stated the results shown in this test report refer only to the sample(s) tested and such sample(s) are retained for 30 days only.

Attention: To check the authenticity of testing /inspection report & certificate, please contact us at telephone: (86-755) 8307 1443, or email: CN.Doccheck@sgs.com

South of No. 6 Plant, No. 1, Runsheng Road, Suzhou Industrial Park, Suzhou Area, China (Jiangsu) Pilot Free Trade Zone 215000

t (86-512) 62992980 www.sgsgroup.com.cn

中国·苏州·中国(江苏)自由贸易试验区苏州片区苏州工业园区湖胜路1号的6号厂房南面 邮编: 215000

t (86-512) 62992980 sgs.china@sgs.com

8.2.1 SAR Result of GSM850

Test position	Test mode	Test Ch./Freq.	Duty Cycle	SAR (W/kg)1-g	Power Drift(dB)	Conducted Power(dBm)	Tune up Limit(dBm)	Scaled factor	Scaled SAR(W/kg)	Liquid Temp
Head Test data Cover Open										
Left cheek	GSM	190/836.6	1:8.3	0.143	-0.15	32.43	33.50	1.000	0.143	22.1
Left tilted	GSM	190/836.6	1:8.3	0.066	0.11	32.43	33.50	1.279	0.084	22.1
Right cheek	GSM	190/836.6	1:8.3	0.102	0.13	32.43	33.50	1.279	0.130	22.1
Right tilted	GSM	190/836.6	1:8.3	0.060	0.13	32.43	33.50	1.279	0.077	22.1
Body worn Test data(Separate 15mm) Cover Open										
Front side	GSM	190/836.6	1:8.3	0.221	0.07	32.43	33.50	1.279	0.283	22.1
Back side	GSM	190/836.6	1:8.3	0.310	0.01	32.43	33.50	1.279	0.397	22.1
Hotspot Test data(Separate 10mm) Cover Open										
Front side	GPRS 2TS	190/836.6	1:4.15	0.509	0.13	30.21	31.50	1.346	0.685	22.1
Back side	GPRS 2TS	190/836.6	1:4.15	0.828	-0.18	30.21	31.50	1.346	1.114	22.1
Back side -Repeat	GPRS 2TS	190/836.6	1:4.15	0.795	0.04	30.21	31.50	1.346	1.070	22.1
Back side	GPRS 2TS	128/824.2	1:4.15	0.438	0.17	30.23	31.50	1.340	0.587	22.1
Back side	GPRS 2TS	251/848.8	1:4.15	0.572	0.01	30.15	31.50	1.365	0.781	22.1
Left side	GPRS 2TS	190/836.6	1:4.15	0.218	0.01	30.21	31.50	1.346	0.293	22.1
Right side	GPRS 2TS	190/836.6	1:4.15	0.279	0.08	30.21	31.50	1.346	0.375	22.1
Bottom side	GPRS 2TS	190/836.6	1:4.15	0.193	0.17	30.21	31.50	1.346	0.260	22.1
Body worn Test data(Separate 15mm) Cover Close										
Front side	GSM	190/836.6	1:8.3	0.239	0.02	32.43	33.50	1.279	0.306	22.1
Back side	GSM	190/836.6	1:8.3	0.521	0.05	32.43	33.50	1.279	0.667	22.1
Hotspot Test data(Separate 10mm) Cover Close										
Front side	GPRS 2TS	190/836.6	1:4.15	0.376	0.04	30.21	31.50	1.346	0.506	22.1
Back side	GPRS 2TS	190/836.6	1:4.15	0.789	-0.08	30.21	31.50	1.346	1.062	22.1
Back side	GPRS 2TS	128/824.2	1:4.15	0.647	0.10	30.23	31.50	1.340	0.867	22.1
Back side	GPRS 2TS	251/848.8	1:4.15	0.636	0.18	30.15	31.50	1.365	0.868	22.1
Left side	GPRS 2TS	190/836.6	1:4.15	0.476	0.05	30.21	31.50	1.346	0.641	22.1
Right side	GPRS 2TS	190/836.6	1:4.15	0.500	0.02	30.21	31.50	1.346	0.673	22.1
Bottom side	GPRS 2TS	190/836.6	1:4.15	0.167	0.12	30.21	31.50	1.346	0.225	22.1

Table 11: SAR of GSM850 for Head and Body

Test Position	Channel/ Frequency	Measured SAR (1g)	1 st Repeated	Ratio	2 nd Repeated	3 rd Repeated
	(MHz)		SAR (1g)		SAR (1g)	
Back side	190/836.6	0.828	0.795	1.042	N/A	N/A

Note: 1) When the original highest measured SAR is ≥ 0.80 W/kg, the measurement was repeated once.
 2) A second repeated measurement was performed only if the ratio of largest to smallest SAR for the original and first repeated measurements was > 1.20 or when the original or repeated measurement was ≥ 1.45 W/kg (~ 10% from the 1-g SAR limit).
 3) A third repeated measurement was performed only if the original, first or second repeated measurement was ≥ 1.5 W/kg and the ratio of largest to smallest SAR for the original, first and second repeated measurements is > 1.20 .
 4) Repeated measurements are not required when the original highest measured SAR is < 0.80 W/kg



Unless otherwise agreed in writing, this document is issued by the Company subject to its General Conditions of Service printed overleaf, available on request or accessible at <http://www.sgs.com/en/Terms-and-Conditions.aspx> and, for electronic format documents, subject to Terms and Conditions for Electronic Documents at <http://www.sgs.com/en/Terms-and-Conditions/Terms-e-Documents.aspx>. Attention is drawn to the limitation of liability, indemnification and jurisdiction issues defined therein. Any holder of this document is advised that information contained hereon reflects the Company's findings at the time of its intervention only and within the limits of Client's instructions, if any. The Company's sole responsibility is to its Client and this document does not exonerate parties to a transaction from exercising all their rights and obligations under the transaction documents. This document cannot be reproduced except in full, without prior written approval of the Company. Any unauthorized alteration, forgery or falsification of the content or appearance of this document is unlawful and offenders may be prosecuted to the fullest extent of the law. Unless otherwise stated the results shown in this test report refer only to the sample(s) tested and such sample(s) are retained for 30 days only.

Attention: To check the authenticity of testing /inspection report & certificate, please contact us at telephone: (86-755) 8307 1443, or email: CN.Doccheck@sgs.com

South of No. 6 Plant, No. 1, Runsheng Road, Suzhou Industrial Park, Suzhou Area, China (Jiangsu) Pilot Free Trade Zone 215000 t (86-512) 62992980 www.sgs.com.cn
 中国·苏州·中国(江苏)自由贸易试验区苏州片区苏州工业园区润胜路1号的6号厂房南楼 邮编: 215000 t (86-512) 62992980 sgs.china@sgs.com

8.2.2 SAR Result of GSM1900

Test position	Test mode	Test Ch./Freq.	Duty Cycle	SAR (W/kg)1-g	Power Drift(dB)	Conducted Power(dBm)	Tune up Limit(dBm)	Scaled factor	Scaled SAR(W/kg)	Liquid Temp
Head Test data Cover Open										
Left cheek	GSM	661/1880	1:8.3	0.061	0.02	30.28	30.50	1.052	0.064	22.3
Left tilted	GSM	661/1880	1:8.3	0.038	0.06	30.28	30.50	1.052	0.040	22.3
Right cheek	GSM	661/1880	1:8.3	0.101	0.05	30.28	30.50	1.052	0.106	22.3
Right tilted	GSM	661/1880	1:8.3	0.041	-0.04	30.28	30.50	1.052	0.043	22.3
Body worn Test data(Separate 15mm) Cover Open										
Front side	GSM	661/1880	1:8.3	0.265	0.03	30.28	30.50	1.052	0.279	22.3
Back side	GSM	661/1880	1:8.3	0.250	0.13	30.28	30.50	1.052	0.263	22.3
Hotspot Test data(Separate 10mm) Cover Open										
Front side	GPRS 3TS	661/1880	1:2.77	0.402	0.12	25.12	27.00	1.542	0.620	22.3
Back side	GPRS 3TS	661/1880	1:2.77	0.394	-0.05	25.12	27.00	1.542	0.607	22.3
Left side	GPRS 3TS	661/1880	1:2.77	0.095	0.04	25.12	27.00	1.542	0.146	22.3
Right side	GPRS 3TS	661/1880	1:2.77	0.162	0.02	25.12	27.00	1.542	0.250	22.3
Bottom side	GPRS 3TS	661/1880	1:2.77	0.313	0.10	25.12	27.00	1.542	0.483	22.3
Body worn Test data(Separate 15mm) Cover Close										
Front side	GSM	661/1880	1:8.3	0.091	0.07	30.28	30.50	1.052	0.096	22.3
Back side	GSM	661/1880	1:8.3	0.442	0.02	30.28	30.50	1.052	0.465	22.3
Hotspot Test data(Separate 10mm) Cover Close										
Front side	GPRS 3TS	661/1880	1:2.77	0.120	-0.18	25.12	27.00	1.542	0.185	22.3
Back side	GPRS 3TS	661/1880	1:2.77	0.589	0.13	25.12	27.00	1.542	0.908	22.3
Left side	GPRS 3TS	661/1880	1:2.77	0.068	0.13	25.12	27.00	1.542	0.104	22.3
Right side	GPRS 3TS	661/1880	1:2.77	0.153	0.15	25.12	27.00	1.542	0.236	22.3
Bottom side	GPRS 3TS	661/1880	1:2.77	0.321	0.19	25.12	27.00	1.542	0.495	22.3
Back side	GPRS 3TS	512/1850.2	1:2.77	0.790	0.09	25.05	27.00	1.567	1.238	22.3
Back side	GPRS 3TS	810/1909.8	1:2.77	0.568	-0.06	25.10	27.00	1.549	0.880	22.3

Table 12: SAR of GSM1900 for Head and Body.



Unless otherwise agreed in writing, this document is issued by the Company subject to its General Conditions of Service printed overleaf, available on request or accessible at <http://www.sgs.com/en/Terms-and-Conditions.aspx> and, for electronic format documents, subject to Terms and Conditions for Electronic Documents at <http://www.sgs.com/en/Terms-and-Conditions/Terms-e-Documents.aspx>. Attention is drawn to the limitation of liability, indemnification and jurisdiction issues defined therein. Any holder of this document is advised that information contained hereon reflects the Company's findings at the time of its intervention only and within the limits of Client's instructions, if any. The Company's sole responsibility is to its Client and this document does not exonerate parties to a transaction from exercising all their rights and obligations under the transaction documents. This document cannot be reproduced except in full, without prior written approval of the Company. Any unauthorized alteration, forgery or falsification of the content or appearance of this document is unlawful and offenders may be prosecuted to the fullest extent of the law. Unless otherwise stated the results shown in this test report refer only to the sample(s) tested and such sample(s) are retained for 30 days only.

Attention: To check the authenticity of testing /inspection report & certificate, please contact us at telephone: (86-755) 8307 1443, or email: CN.Doccheck@sgs.com

South of No. 6 Plant, No. 1, Runsheng Road, Suzhou Industrial Park, Suzhou Area, China (Jiangsu) Pilot Free Trade Zone 215000 t (86-512) 62992980 www.sgs.com.cn
 中国·苏州·中国(江苏)自由贸易试验区苏州片区苏州工业园区润胜路1号的6号厂房南楼 邮编: 215000 t (86-512) 62992980 sgs.china@sgs.com

8.2.3 SAR Result of WCDMA Band II

Test position	Test mode	Test Ch./Freq.	Duty Cycle	SAR (W/kg)1-g	Power Drift(dB)	Conducted Power(dBm)	Tune up Limit(dBm)	Scaled factor	Scaled SAR(W/kg)	Liquid Temp
Head Test data Cover Open Cover Open										
Left cheek	RMC	9400/1880	1:1	0.039	0.06	22.56	23.70	1.300	0.050	22.3
Left tilted	RMC	9400/1880	1:1	0.060	0.01	22.56	23.70	1.300	0.078	22.3
Right cheek	RMC	9400/1880	1:1	0.047	-0.07	22.56	23.70	1.300	0.061	22.3
Right tilted	RMC	9400/1880	1:1	0.090	0.02	22.56	23.70	1.300	0.117	22.3
Body worn Test data(Separate 15mm) Cover Open										
Front side	RMC	9400/1880	1:1	0.216	-0.03	22.56	23.70	1.300	0.281	22.3
Back side	RMC	9400/1880	1:1	0.502	0.02	22.56	23.70	1.300	0.653	22.3
Hotspot Test data(Separate 10mm) Cover Open										
Front side	RMC	9400/1880	1:1	0.895	-0.19	22.56	23.70	1.300	1.164	22.3
Back side	RMC	9400/1880	1:1	0.886	0.02	22.56	23.70	1.300	1.152	22.3
Left side	RMC	9400/1880	1:1	0.109	0.02	22.56	23.70	1.300	0.142	22.3
Right side	RMC	9400/1880	1:1	0.254	0.19	22.56	23.70	1.300	0.330	22.3
Bottom side	RMC	9400/1880	1:1	0.475	-0.14	22.56	23.70	1.300	0.618	22.3
Front side	RMC	9262/1852.4	1:1	0.926	-0.09	22.65	23.70	1.274	1.179	22.3
Front side-Repeat	RMC	9262/1852.4	1:1	0.848	0.11	22.65	23.70	1.274	1.080	22.3
Front side	RMC	9538/1907.6	1:1	0.817	0.02	22.51	23.70	1.315	1.075	22.3
Back side	RMC	9262/1852.4	1:1	0.870	0.08	22.65	23.70	1.274	1.108	22.3
Back side	RMC	9538/1907.6	1:1	0.627	0.02	22.51	23.70	1.315	0.825	22.3
Body worn Test data(Separate 15mm) Cover Close										
Front side	RMC	9400/1880	1:1	0.168	0.08	22.56	23.70	1.300	0.218	22.3
Back side	RMC	9400/1880	1:1	0.678	0.09	22.56	23.70	1.300	0.882	22.3
Back side	RMC	9262/1852.4	1:1	0.643	0.02	22.65	23.70	1.274	0.819	22.3
Back side	RMC	9538/1907.6	1:1	0.649	0.05	22.51	23.70	1.315	0.854	22.3
Hotspot Test data(Separate 10mm) Cover Close										
Front side	RMC	9400/1880	1:1	0.261	0.03	22.56	23.70	1.300	0.339	22.3
Back side	RMC	9400/1880	1:1	0.971	0.08	22.56	23.70	1.300	1.262	22.3
Left side	RMC	9400/1880	1:1	0.096	-0.04	22.56	23.70	1.300	0.125	22.3
Right side	RMC	9400/1880	1:1	0.200	0.03	22.56	23.70	1.300	0.260	22.3
Bottom side	RMC	9400/1880	1:1	0.506	0.10	22.56	23.70	1.300	0.658	22.3
Back side	RMC	9262/1852.4	1:1	0.996	0.14	22.65	23.70	1.274	1.268	22.3
Back side-Repeat	RMC	9262/1852.4	1:1	0.987	0.17	22.65	23.70	1.274	1.257	22.3
Back side	RMC	9538/1907.6	1:1	0.943	0.09	22.51	23.70	1.315	1.240	22.3

Table 13: SAR of WCDMA Band II for Head and Body.

Test Position	Channel/Frequency (MHz)	Measured SAR (1g)	1 st Repeated	Ratio	2 nd Repeated	3 rd Repeated
			SAR (1g)		SAR (1g)	SAR (1g)
Front side	9262/1852.4	0.926	0.848	1.092	N/A	N/A
Back side	9262/1852.4	0.996	0.987	1.009	N/A	N/A

Note: 1) When the original highest measured SAR is ≥ 0.80 W/kg, the measurement was repeated once.

2) A second repeated measurement was performed only if the ratio of largest to smallest SAR for the original and first repeated measurements was > 1.20 or when the original or repeated measurement was ≥ 1.45 W/kg (~ 10% from the 1-g SAR limit).

3) A third repeated measurement was performed only if the original, first or second repeated measurement was ≥ 1.5 W/kg and the ratio of largest to smallest SAR for the original, first and second repeated measurements is > 1.20 .

4) Repeated measurements are not required when the original highest measured SAR is < 0.80 W/kg



Unless otherwise agreed in writing, this document is issued by the Company subject to its General Conditions of Service printed overleaf, available on request or accessible at <http://www.sgs.com/en/Terms-and-Conditions.aspx> and, for electronic format documents, subject to Terms and Conditions for Electronic Documents at <http://www.sgs.com/en/Terms-and-Conditions/Terms-e-Documents.aspx>. Attention is drawn to the limitation of liability, indemnification and jurisdiction issues defined therein. Any holder of this document is advised that information contained hereon reflects the Company's findings at the time of its intervention only and within the limits of Client's instructions, if any. The Company's sole responsibility is to its Client and this document does not exonerate parties to a transaction from exercising all their rights and obligations under the transaction documents. This document cannot be reproduced except in full, without prior written approval of the Company. Any unauthorized alteration, forgery or falsification of the content or appearance of this document is unlawful and offenders may be prosecuted to the fullest extent of the law. Unless otherwise stated the results shown in this test report refer only to the sample(s) tested and such sample(s) are retained for 30 days only.

Attention: To check the authenticity of testing/inspection report & certificate, please contact us at telephone: (86-755) 8307 1443, or email: CN.Doccheck@sgs.com

South of No. 6 Plant, No. 1, Runsheng Road, Suzhou Industrial Park, Suzhou Area, China (Jiangsu) Pilot Free Trade Zone 215000
中国·苏州·中国(江苏)自由贸易试验区苏州片区苏州工业园区润胜路1号的6号厂房南楼 邮编: 215000

t (86-512) 62992980 www.sgs.com.cn
t (86-512) 62992980 sgs.china@sgs.com

8.2.4 SAR Result of WCDMA Band IV

Test position	Test mode	Test Ch./Freq.	Duty Cycle	SAR (W/kg)1-g	Power Drift(dB)	Conducted Power(dBm)	Tune up Limit(dBm)	Scaled factor	Scaled SAR(W/kg)	Liquid Temp
Head Test data Cover Open Cover Open										
Left cheek	RMC	1412/1732.4	1:1	0.078	0.05	22.93	23.70	1.194	0.093	22.2
Left tilted	RMC	1412/1732.4	1:1	0.067	0.03	22.93	23.70	1.194	0.080	22.2
Right cheek	RMC	1412/1732.4	1:1	0.142	0.02	22.93	23.70	1.194	0.170	22.2
Right tilted	RMC	1412/1732.4	1:1	0.088	0.15	22.93	23.70	1.194	0.105	22.2
Body worn Test data(Separate 15mm) Cover Open										
Front side	RMC	1412/1732.4	1:1	0.313	0.07	22.93	23.70	1.194	0.374	22.2
Back side	RMC	1412/1732.4	1:1	0.322	0.04	22.93	23.70	1.194	0.384	22.2
Hotspot Test data(Separate 10mm) Cover Open										
Front side	RMC	1412/1732.4	1:1	0.562	0.04	22.93	23.70	1.194	0.671	22.2
Back side	RMC	1412/1732.4	1:1	0.700	-0.01	22.93	23.70	1.194	0.836	22.2
Left side	RMC	1412/1732.4	1:1	0.169	0.09	22.93	23.70	1.194	0.202	22.2
Right side	RMC	1412/1732.4	1:1	0.355	0.14	22.93	23.70	1.194	0.424	22.2
Bottom side	RMC	1412/1732.4	1:1	0.322	-0.01	22.93	23.70	1.194	0.384	22.2
Back side	RMC	1312/1712.4	1:1	0.669	0.19	23.00	23.70	1.175	0.786	22.2
Back side	RMC	1513/1752.6	1:1	0.766	0.07	23.18	23.70	1.127	0.863	22.2
Body worn Test data(Separate 15mm) Cover Close										
Front side	RMC	1412/1732.4	1:1	0.145	0.05	22.93	23.70	1.194	0.173	22.2
Back side	RMC	1412/1732.4	1:1	0.499	0.04	22.93	23.70	1.194	0.596	22.2
Hotspot Test data(Separate 10mm) Cover Close										
Front side	RMC	1412/1732.4	1:1	0.226	0.11	22.93	23.70	1.194	0.270	22.2
Back side	RMC	1412/1732.4	1:1	0.989	0.17	22.93	23.70	1.194	1.181	22.2
Left side	RMC	1412/1732.4	1:1	0.126	0.05	22.93	23.70	1.194	0.150	22.2
Right side	RMC	1412/1732.4	1:1	0.323	0.05	22.93	23.70	1.194	0.386	22.2
Bottom side	RMC	1412/1732.4	1:1	0.493	0.06	22.93	23.70	1.194	0.589	22.2
Back side	RMC	1312/1712.4	1:1	0.812	0.19	23.00	23.70	1.175	0.954	22.2
Back side	RMC	1513/1752.6	1:1	1.140	0.08	23.18	23.70	1.127	1.285	22.2
Back side-Repeat	RMC	1513/1752.6	1:1	1.130	0.09	23.18	23.70	1.127	1.274	22.2

Table 14: SAR of WCDMA Band IV for Head and Body.

Test Position	Channel/Frequency (MHz)	Measured SAR (1g)	1 st Repeated	Ratio	2 nd Repeated	3 rd Repeated
			SAR (1g)		SAR (1g)	SAR (1g)
Back side	1513/1752.6	1.140	1.130	1.009	N/A	N/A

Note: 1) When the original highest measured SAR is ≥ 0.80 W/kg, the measurement was repeated once.
 2) A second repeated measurement was performed only if the ratio of largest to smallest SAR for the original and first repeated measurements was > 1.20 or when the original or repeated measurement was ≥ 1.45 W/kg (~ 10% from the 1-g SAR limit).
 3) A third repeated measurement was performed only if the original, first or second repeated measurement was ≥ 1.5 W/kg and the ratio of largest to smallest SAR for the original, first and second repeated measurements is > 1.20 .
 4) Repeated measurements are not required when the original highest measured SAR is < 0.80 W/kg



Unless otherwise agreed in writing, this document is issued by the Company subject to its General Conditions of Service printed overleaf, available on request or accessible at <http://www.sgs.com/en/Terms-and-Conditions.aspx> and, for electronic format documents, subject to Terms and Conditions for Electronic Documents at <http://www.sgs.com/en/Terms-and-Conditions/Terms-e-Documents.aspx>. Attention is drawn to the limitation of liability, indemnification and jurisdiction issues defined therein. Any holder of this document is advised that information contained hereon reflects the Company's findings at the time of its intervention only and within the limits of Client's instructions, if any. The Company's sole responsibility is to its Client and this document does not exonerate parties to a transaction from exercising all their rights and obligations under the transaction documents. This document cannot be reproduced except in full, without prior written approval of the Company. Any unauthorized alteration, forgery or falsification of the content or appearance of this document is unlawful and offenders may be prosecuted to the fullest extent of the law. Unless otherwise stated the results shown in this test report refer only to the sample(s) tested and such sample(s) are retained for 30 days only.

Attention: To check the authenticity of testing /inspection report & certificate, please contact us at telephone: (86-755) 8307 1443, or email: CN.Doccheck@sgs.com

South of No. 6 Plant, No. 1, Runsheng Road, Suzhou Industrial Park, Suzhou Area, China (Jiangsu) Pilot Free Trade Zone 215000 t (86-512) 62992980 www.sgs.com.cn
 中国·苏州·中国(江苏)自由贸易试验区苏州片区苏州工业园区润胜路1号的6号厂房南楼 邮编: 215000 t (86-512) 62992980 sgs.china@sgs.com

8.2.5 SAR Result of LTE Band 12

Test position	BW.	Test mode	Test Ch./Freq.	Duty Cycle	SAR (W/kg)1-g	Power Drift(dB)	Conducted power(dBm)	Tune up Limit(dBm)	Scaled factor	Scaled SAR(W/kg)	Liquid Temp.
Head Test data(1RB) Cover Open											
Left cheek	10	QPSK 1RB_25	23095/707.5	1:1	0.039	0.05	23.75	24.00	1.059	0.041	22.1
Left tilted	10	QPSK 1RB_25	23095/707.5	1:1	0.017	0.18	23.75	24.00	1.059	0.018	22.1
Right cheek	10	QPSK 1RB_25	23095/707.5	1:1	0.039	0.17	23.75	24.00	1.059	0.041	22.1
Right tilted	10	QPSK 1RB_25	23095/707.5	1:1	0.024	0.05	23.75	24.00	1.059	0.025	22.1
Head Test data(50%RB) Cover Open											
Left cheek	10	QPSK 25RB_0	23095/707.5	1:1	0.026	0.08	22.78	23.00	1.052	0.027	22.1
Left tilted	10	QPSK 25RB_0	23095/707.5	1:1	0.015	0.18	22.78	23.00	1.052	0.016	22.1
Right cheek	10	QPSK 25RB_0	23095/707.5	1:1	0.023	0.03	22.78	23.00	1.052	0.025	22.1
Right tilted	10	QPSK 25RB_0	23095/707.5	1:1	0.015	0.04	22.78	23.00	1.052	0.016	22.1
Body Worn Test data(Separate 15mm 1RB) Cover Open											
Front side	10	QPSK 1RB_25	23095/707.5	1:1	0.271	0.10	23.75	24.00	1.059	0.287	22.1
Back side	10	QPSK 1RB_25	23095/707.5	1:1	0.391	0.13	23.75	24.00	1.059	0.414	22.1
Body Worn Test data(Separate 15mm 50%RB) Cover Open											
Front side	10	QPSK 25RB_0	23095/707.5	1:1	0.226	0.12	22.78	23.00	1.052	0.238	22.1
Back side	10	QPSK 25RB_0	23095/707.5	1:1	0.376	0.14	22.78	23.00	1.052	0.396	22.1
Hotspot Test data(Separate 10mm 1RB) Cover Open											
Front side	10	QPSK 1RB_25	23095/707.5	1:1	0.162	0.20	23.75	24.00	1.059	0.172	22.1
Back side	10	QPSK 1RB_25	23095/707.5	1:1	0.496	0.18	23.75	24.00	1.059	0.525	22.1
Left side	10	QPSK 1RB_25	23095/707.5	1:1	0.098	-0.06	23.75	24.00	1.059	0.104	22.1
Right side	10	QPSK 1RB_25	23095/707.5	1:1	0.130	0.16	23.75	24.00	1.059	0.138	22.1
Bottom side	10	QPSK 1RB_25	23095/707.5	1:1	0.085	0.08	23.75	24.00	1.059	0.090	22.1
Hotspot Test data (Separate 10mm 50%RB) Cover Open											
Front side	10	QPSK 25RB_0	23095/707.5	1:1	0.158	0.19	22.78	23.00	1.052	0.166	22.1
Back side	10	QPSK 25RB_0	23095/707.5	1:1	0.516	0.18	22.78	23.00	1.052	0.543	22.1
Left side	10	QPSK 25RB_0	23095/707.5	1:1	0.097	0.12	22.78	23.00	1.052	0.102	22.1
Right side	10	QPSK 25RB_0	23095/707.5	1:1	0.015	0.06	22.78	23.00	1.052	0.015	22.1
Bottom side	10	QPSK 25RB_0	23095/707.5	1:1	0.086	0.03	22.78	23.00	1.052	0.091	22.1
Body Worn Test data(Separate 15mm 1RB) Cover Close											
Front side	10	QPSK 1RB_25	23095/707.5	1:1	0.104	0.13	23.75	24.00	1.059	0.110	22.1
Back side	10	QPSK 1RB_25	23095/707.5	1:1	0.472	0.12	23.75	24.00	1.059	0.500	22.1
Body Worn Test data(Separate 15mm 50%RB) Cover Close											
Front side	10	QPSK 25RB_0	23095/707.5	1:1	0.103	0.13	22.78	23.00	1.052	0.108	22.1
Back side	10	QPSK 25RB_0	23095/707.5	1:1	0.441	0.12	22.78	23.00	1.052	0.464	22.1
Hotspot Test data(Separate 10mm 1RB) Cover Close											
Front side	10	QPSK 1RB_25	23095/707.5	1:1	0.154	0.19	23.75	24.00	1.059	0.163	22.1
Back side	10	QPSK 1RB_25	23095/707.5	1:1	0.662	0.12	23.75	24.00	1.059	0.701	22.1
Left side	10	QPSK 1RB_25	23095/707.5	1:1	0.183	0.15	23.75	24.00	1.059	0.194	22.1
Right side	10	QPSK 1RB_25	23095/707.5	1:1	0.278	0.18	23.75	24.00	1.059	0.294	22.1
Bottom side	10	QPSK 1RB_25	23095/707.5	1:1	0.101	0.02	23.75	24.00	1.059	0.107	22.1
Hotspot Test data (Separate 10mm 50%RB) Cover Close											
Front side	10	QPSK 25RB_0	23095/707.5	1:1	0.150	0.13	22.78	23.00	1.052	0.158	22.1
Back side	10	QPSK 25RB_0	23095/707.5	1:1	0.597	0.00	22.78	23.00	1.052	0.628	22.1
Left side	10	QPSK 25RB_0	23095/707.5	1:1	0.175	0.08	22.78	23.00	1.052	0.184	22.1
Right side	10	QPSK 25RB_0	23095/707.5	1:1	0.261	0.09	22.78	23.00	1.052	0.275	22.1
Bottom side	10	QPSK 25RB_0	23095/707.5	1:1	0.100	0.03	22.78	23.00	1.052	0.105	22.1

Table 15: SAR of LTE Band 12 for Head and Body.



Unless otherwise agreed in writing, this document is issued by the Company subject to its General Conditions of Service printed overleaf, available on request or accessible at <http://www.sgs.com/en/Terms-and-Conditions.aspx> and, for electronic format documents, subject to Terms and Conditions for Electronic Documents at <http://www.sgs.com/en/Terms-and-Conditions/Terms-e-Documents.aspx>. Attention is drawn to the limitation of liability, indemnification and jurisdiction issues defined therein. Any holder of this document is advised that information contained hereon reflects the Company's findings at the time of its intervention only and within the limits of Client's instructions, if any. The Company's sole responsibility is to its Client and this document does not exonerate parties to a transaction from exercising all their rights and obligations under the transaction documents. This document cannot be reproduced except in full, without prior written approval of the Company. Any unauthorized alteration, forgery or falsification of the content or appearance of this document is unlawful and offenders may be prosecuted to the fullest extent of the law. Unless otherwise stated the results shown in this test report refer only to the sample(s) tested and such sample(s) are retained for 30 days only.

Attention: To check the authenticity of testing /inspection report & certificate, please contact us at telephone: (86-755) 8307 1443, or email: CN.Doccheck@sgs.com

South of No. 6 Plant, No. 1, Runsheng Road, Suzhou Industrial Park, Suzhou Area, China (Jiangsu) Pilot Free Trade Zone 215000 t (86-512) 62992980 www.sgs.com.cn
 中国·苏州·中国(江苏)自由贸易试验区苏州片区苏州工业园区润胜路1号的6号厂房南楼 邮编: 215000 t (86-512) 62992980 sgs.china@sgs.com

8.2.6 SAR Result of LTE Band 25

Test position	BW.	Test mode	Test Ch./Freq.	Duty Cycle	SAR (W/kg)1-g	Power Drift(dB)	Conducted power(dBm)	Tune up Limit(dBm)	Scaled factor	Scaled SAR(W/kg)	Liquid Temp.
Head Test data(1RB) Cover Open											
Left cheek	20	QPSK 1RB_50	26590/1905	1:1	0.045	0.05	21.11	21.50	1.094	0.049	22.3
Left tilted	20	QPSK 1RB_50	26590/1905	1:1	0.044	-0.05	21.11	21.50	1.094	0.048	22.3
Right cheek	20	QPSK 1RB_50	26590/1905	1:1	0.045	0.15	21.11	21.50	1.094	0.050	22.3
Right tilted	20	QPSK 1RB_50	26590/1905	1:1	0.032	0.04	21.11	21.50	1.094	0.034	22.3
Head Test data(50%RB) Cover Open											
Left cheek	20	QPSK 50RB_0	26140/1860	1:1	0.025	0.15	19.95	20.50	1.135	0.028	22.3
Left tilted	20	QPSK 50RB_0	26140/1860	1:1	0.032	0.05	19.95	20.50	1.135	0.036	22.3
Right cheek	20	QPSK 50RB_0	26140/1860	1:1	0.050	0.13	19.95	20.50	1.135	0.057	22.3
Right tilted	20	QPSK 50RB_0	26140/1860	1:1	0.038	0.15	19.95	20.50	1.135	0.043	22.3
Body worn Test data(Separate 15mm 1RB) Cover Open											
Front side	20	QPSK 1RB_50	26590/1905	1:1	0.283	-0.01	21.11	21.50	1.094	0.310	22.3
Back side	20	QPSK 1RB_50	26590/1905	1:1	0.363	0.12	21.11	21.50	1.094	0.397	22.3
Body worn Test data (Separate 15mm 50%RB) Cover Open											
Front side	20	QPSK 50RB_0	26140/1860	1:1	0.258	0.05	19.95	20.50	1.135	0.293	22.3
Back side	20	QPSK 50RB_0	26140/1860	1:1	0.343	0.09	19.95	20.50	1.135	0.389	22.3
Hotspot Test data(Separate 10mm 1RB) Cover Open											
Front side	20	QPSK 1RB_50	26590/1905	1:1	0.498	0.12	21.11	21.50	1.094	0.545	22.3
Back side	20	QPSK 1RB_50	26590/1905	1:1	0.533	0.19	21.11	21.50	1.094	0.583	22.3
Left side	20	QPSK 1RB_50	26590/1905	1:1	0.123	0.18	21.11	21.50	1.094	0.135	22.3
Right side	20	QPSK 1RB_50	26590/1905	1:1	0.173	-0.05	21.11	21.50	1.094	0.189	22.3
Bottom side	20	QPSK 1RB_50	26590/1905	1:1	0.463	-0.09	21.11	21.50	1.094	0.507	22.3
Hotspot Test data (Separate 10mm 50%RB) Cover Open											
Front side	20	QPSK 50RB_0	26140/1860	1:1	0.476	0.12	19.95	20.50	1.135	0.540	22.3
Back side	20	QPSK 50RB_0	26140/1860	1:1	0.510	0.16	19.95	20.50	1.135	0.579	22.3
Left side	20	QPSK 50RB_0	26140/1860	1:1	0.174	0.10	19.95	20.50	1.135	0.197	22.3
Right side	20	QPSK 50RB_0	26140/1860	1:1	0.287	0.10	19.95	20.50	1.135	0.326	22.3
Bottom side	20	QPSK 50RB_0	26140/1860	1:1	0.354	-0.06	19.95	20.50	1.135	0.402	22.3
Body worn Test data(Separate 15mm 1RB) Cover Close											
Front side	20	QPSK 1RB_50	26590/1905	1:1	0.103	0.08	21.11	21.50	1.094	0.113	22.3
Back side	20	QPSK 1RB_50	26590/1905	1:1	0.489	0.11	21.11	21.50	1.094	0.535	22.3
Body worn Test data (Separate 15mm 50%RB) Cover Close											
Front side	20	QPSK 50RB_0	26140/1860	1:1	0.113	0.02	19.95	20.50	1.135	0.128	22.3
Back side	20	QPSK 50RB_0	26140/1860	1:1	0.398	0.18	19.95	20.50	1.135	0.452	22.3
Hotspot Test data(Separate 10mm 1RB) Cover Close											
Front side	20	QPSK 1RB_50	26590/1905	1:1	0.156	0.11	21.11	21.50	1.094	0.171	22.3
Back side	20	QPSK 1RB_50	26590/1905	1:1	0.828	0.07	21.11	21.50	1.094	0.906	22.3
Left side	20	QPSK 1RB_50	26590/1905	1:1	0.081	0.05	21.11	21.50	1.094	0.089	22.3
Right side	20	QPSK 1RB_50	26590/1905	1:1	0.156	0.15	21.11	21.50	1.094	0.171	22.3
Bottom side	20	QPSK 1RB_50	26590/1905	1:1	0.479	0.02	21.11	21.50	1.094	0.524	22.3
Back side	20	QPSK 1RB_50	26140/1860	1:1	0.870	0.16	20.78	21.50	1.180	1.027	22.3
Back side -repeat	20	QPSK 1RB_50	26140/1860	1:1	0.850	-0.06	20.78	21.50	1.180	1.003	22.3
Back side	20	QPSK 1RB_50	26365/1882.5	1:1	0.783	0.12	20.98	21.50	1.127	0.883	22.3



Unless otherwise agreed in writing, this document is issued by the Company subject to its General Conditions of Service printed overleaf, available on request or accessible at <http://www.sgs.com/en/Terms-and-Conditions.aspx> and, for electronic format documents, subject to Terms and Conditions for Electronic Documents at <http://www.sgs.com/en/Terms-and-Conditions/Terms-e-Documents.aspx>. Attention is drawn to the limitation of liability, indemnification and jurisdiction issues defined therein. Any holder of this document is advised that information contained hereon reflects the Company's findings at the time of its intervention only and within the limits of Client's instructions, if any. The Company's sole responsibility is to its Client and this document does not exonerate parties to a transaction from exercising all their rights and obligations under the transaction documents. This document cannot be reproduced except in full, without prior written approval of the Company. Any unauthorized alteration, forgery or falsification of the content or appearance of this document is unlawful and offenders may be prosecuted to the fullest extent of the law. Unless otherwise stated the results shown in this test report refer only to the sample(s) tested and such sample(s) are retained for 30 days only.

Attention: To check the authenticity of testing /inspection report & certificate, please contact us at telephone: (86-755) 8307 1443, or email: CN.Doccheck@sgs.com

South of No. 6 Plant, No. 1, Runsheng Road, Suzhou Industrial Park, Suzhou Area, China (Jiangsu) Pilot Free Trade Zone 215000 t (86-512) 62992980 www.sgs.com.cn
 中国·苏州·中国(江苏)自由贸易试验区苏州片区苏州工业园区润胜路1号的6号厂房南楼 邮编: 215000 t (86-512) 62992980 sgs.china@sgs.com

Hotspot Test data (Separate 10mm 50%RB) Cover Close											
Front side	20	QPSK 50RB_0	26140/1860	1:1	0.148	0.09	19.95	20.50	1.135	0.168	22.3
Back side	20	QPSK 50RB_0	26140/1860	1:1	0.699	0.06	19.95	20.50	1.135	0.793	22.3
Left side	20	QPSK 50RB_0	26140/1860	1:1	0.079	0.14	19.95	20.50	1.135	0.090	22.3
Right side	20	QPSK 50RB_0	26140/1860	1:1	0.170	0.16	19.95	20.50	1.135	0.193	22.3
Bottom side	20	QPSK 50RB_0	26140/1860	1:1	0.431	0.18	19.95	20.50	1.135	0.489	22.3
Hotspot Test data (Separate 10mm 100%RB) Cover Close											
Back side	20	QPSK 100RB_0	26140/1860	1:1	0.661	0.01	19.96	20.50	1.132	0.749	22.3

Table 16: SAR of LTE Band 25 for Head and Body.

Test Position	Channel/ Frequency	Measured SAR (1g)	1 st Repeated	Ratio	2 nd Repeated	3 rd Repeated
	(MHz)		SAR (1g)		SAR (1g)	SAR (1g)
Back side	26140/1860	0.870	0.850	1.024	N/A	N/A

Note: 1) When the original highest measured SAR is ≥ 0.80 W/kg, the measurement was repeated once.
 2) A second repeated measurement was performed only if the ratio of largest to smallest SAR for the original and first repeated measurements was > 1.20 or when the original or repeated measurement was ≥ 1.45 W/kg (~ 10% from the 1-g SAR limit).
 3) A third repeated measurement was performed only if the original, first or second repeated measurement was ≥ 1.5 W/kg and the ratio of largest to smallest SAR for the original, first and second repeated measurements is > 1.20 .
 4) Repeated measurements are not required when the original highest measured SAR is < 0.80 W/kg



Unless otherwise agreed in writing, this document is issued by the Company subject to its General Conditions of Service printed overleaf, available on request or accessible at <http://www.sgs.com/en/Terms-and-Conditions.aspx> and, for electronic format documents, subject to Terms and Conditions for Electronic Documents at <http://www.sgs.com/en/Terms-and-Conditions/Terms-e-Documents.aspx>. Attention is drawn to the limitation of liability, indemnification and jurisdiction issues defined therein. Any holder of this document is advised that information contained hereon reflects the Company's findings at the time of its intervention only and within the limits of Client's instructions, if any. The Company's sole responsibility is to its Client and this document does not exonerate parties to a transaction from exercising all their rights and obligations under the transaction documents. This document cannot be reproduced except in full, without prior written approval of the Company. Any unauthorized alteration, forgery or falsification of the content or appearance of this document is unlawful and offenders may be prosecuted to the fullest extent of the law. Unless otherwise stated the results shown in this test report refer only to the sample(s) tested and such sample(s) are retained for 30 days only.
 Attention: To check the authenticity of testing/inspection report & certificate, please contact us at telephone: (86-755) 8307 1443, or email: CN.Doccheck@sgs.com

South of No. 6 Plant, No. 1, Runsheng Road, Suzhou Industrial Park, Suzhou Area, China (Jiangsu) Pilot Free Trade Zone 215000 t (86-512) 62992980 www.sgs.com.cn
 中国·苏州·中国(江苏)自由贸易试验区苏州片区苏州工业园区润胜路1号的6号厂房南楼 邮编: 215000 t (86-512) 62992980 sgs.china@sgs.com

8.2.7 SAR Result of LTE Band 26

Test position	BW.	Test mode	Test Ch./Freq.	Duty Cycle	SAR (W/kg)1-g	Power Drift(dB)	Conducted power(dBm)	Tune up Limit(dBm)	Scaled factor	Scaled SAR(W/kg)	Liquid Temp.
Head Test data(1RB) Cover Open											
Left cheek	15	QPSK 1RB_0	26865/831.5	1:1	0.255	-0.02	23.39	23.50	1.026	0.262	22.1
Left tilted	15	QPSK 1RB_0	26865/831.5	1:1	0.134	-0.11	23.39	23.50	1.026	0.137	22.1
Right cheek	15	QPSK 1RB_0	26865/831.5	1:1	0.209	0.13	23.39	23.50	1.026	0.214	22.1
Right tilted	15	QPSK 1RB_0	26865/831.5	1:1	0.134	0.00	23.39	23.50	1.026	0.137	22.1
Head Test data(50%RB) Cover Open											
Left cheek	15	QPSK 36RB_0	26865/831.5	1:1	0.200	0.02	22.49	22.50	1.002	0.200	22.1
Left tilted	15	QPSK 36RB_0	26865/831.5	1:1	0.100	0.07	22.49	22.50	1.002	0.100	22.1
Right cheek	15	QPSK 36RB_0	26865/831.5	1:1	0.168	0.14	22.49	22.50	1.002	0.168	22.1
Right tilted	15	QPSK 36RB_0	26865/831.5	1:1	0.102	0.04	22.49	22.50	1.002	0.102	22.1
Body worn Test data(Separate 15mm 1RB) Cover Open											
Front side	15	QPSK 1RB_0	26865/831.5	1:1	0.253	0.00	23.39	23.50	1.026	0.259	22.1
Back side	15	QPSK 1RB_0	26865/831.5	1:1	0.358	0.12	23.39	23.50	1.026	0.367	22.1
Body worn Test data (Separate 15mm 50%RB) Cover Open											
Front side	15	QPSK 36RB_0	26865/831.5	1:1	0.191	0.03	22.49	22.50	1.002	0.191	22.1
Back side	15	QPSK 36RB_0	26865/831.5	1:1	0.296	0.16	22.49	22.50	1.002	0.297	22.1
Hotspot Test data(Separate 10mm 1RB) Cover Open											
Front side	15	QPSK 1RB_0	26865/831.5	1:1	0.372	0.01	23.39	23.50	1.026	0.382	22.1
Back side	15	QPSK 1RB_0	26865/831.5	1:1	0.634	0.02	23.39	23.50	1.026	0.650	22.1
Left side	15	QPSK 1RB_0	26865/831.5	1:1	0.165	0.06	23.39	23.50	1.026	0.169	22.1
Right side	15	QPSK 1RB_0	26865/831.5	1:1	0.155	0.05	23.39	23.50	1.026	0.159	22.1
Bottom side	15	QPSK 1RB_0	26865/831.5	1:1	0.181	0.19	23.39	23.50	1.026	0.186	22.1
Hotspot Test data (Separate 10mm 50%RB) Cover Open											
Front side	15	QPSK 36RB_0	26865/831.5	1:1	0.279	0.09	22.49	22.50	1.002	0.280	22.1
Back side	15	QPSK 36RB_0	26865/831.5	1:1	0.499	0.12	22.49	22.50	1.002	0.500	22.1
Left side	15	QPSK 36RB_0	26865/831.5	1:1	0.125	0.08	22.49	22.50	1.002	0.125	22.1
Right side	15	QPSK 36RB_0	26865/831.5	1:1	0.117	0.04	22.49	22.50	1.002	0.117	22.1
Bottom side	15	QPSK 36RB_0	26865/831.5	1:1	0.132	0.02	22.49	22.50	1.002	0.132	22.1
Body worn Test data(Separate 15mm 1RB) Cover Close											
Front side	15	QPSK 1RB_0	26865/831.5	1:1	0.196	-0.07	23.39	23.50	1.026	0.201	22.1
Back side	15	QPSK 1RB_0	26865/831.5	1:1	0.514	0.08	23.39	23.50	1.026	0.527	22.1
Body worn Test data (Separate 15mm 50%RB) Cover Close											
Front side	15	QPSK 36RB_0	26865/831.5	1:1	0.141	0.08	22.49	22.50	1.002	0.141	22.1
Back side	15	QPSK 36RB_0	26865/831.5	1:1	0.375	0.03	22.49	22.50	1.002	0.376	22.1
Hotspot Test data(Separate 10mm 1RB) Cover Close											
Front side	15	QPSK 1RB_0	26865/831.5	1:1	0.245	0.04	23.39	23.50	1.026	0.251	22.1
Back side	15	QPSK 1RB_0	26865/831.5	1:1	0.561	0.05	23.39	23.50	1.026	0.575	22.1
Left side	15	QPSK 1RB_0	26865/831.5	1:1	0.365	0.02	23.39	23.50	1.026	0.374	22.1
Right side	15	QPSK 1RB_0	26865/831.5	1:1	0.446	0.12	23.39	23.50	1.026	0.457	22.1
Bottom side	15	QPSK 1RB_0	26865/831.5	1:1	0.144	0.10	23.39	23.50	1.026	0.148	22.1
Hotspot Test data (Separate 10mm 50%RB) Cover Close											
Front side	15	QPSK 36RB_0	26865/831.5	1:1	0.177	0.04	22.49	22.50	1.002	0.177	22.1
Back side	15	QPSK 36RB_0	26865/831.5	1:1	0.514	0.05	22.49	22.50	1.002	0.515	22.1
Left side	15	QPSK 36RB_0	26865/831.5	1:1	0.272	0.03	22.49	22.50	1.002	0.273	22.1
Right side	15	QPSK 36RB_0	26865/831.5	1:1	0.309	0.03	22.49	22.50	1.002	0.310	22.1
Bottom side	15	QPSK 36RB_0	26865/831.5	1:1	0.119	0.20	22.49	22.50	1.002	0.119	22.1

Table 17: SAR of LTE Band 26 for Head and Body.



Unless otherwise agreed in writing, this document is issued by the Company subject to its General Conditions of Service printed overleaf, available on request or accessible at <http://www.sgs.com/en/Terms-and-Conditions.aspx> and, for electronic format documents, subject to Terms and Conditions for Electronic Documents at <http://www.sgs.com/en/Terms-and-Conditions/Terms-e-Documents.aspx>. Attention is drawn to the limitation of liability, indemnification and jurisdiction issues defined therein. Any holder of this document is advised that information contained hereon reflects the Company's findings at the time of its intervention only and within the limits of Client's instructions, if any. The Company's sole responsibility is to its Client and this document does not exonerate parties to a transaction from exercising all their rights and obligations under the transaction documents. This document cannot be reproduced except in full, without prior written approval of the Company. Any unauthorized alteration, forgery or falsification of the content or appearance of this document is unlawful and offenders may be prosecuted to the fullest extent of the law. Unless otherwise stated the results shown in this test report refer only to the sample(s) tested and such sample(s) are retained for 30 days only.

Attention: To check the authenticity of testing /inspection report & certificate, please contact us at telephone: (86-755) 8307 1443, or email: CN.Doccheck@sgs.com

South of No. 6 Plant, No. 1, Runsheng Road, Suzhou Industrial Park, Suzhou Area, China (Jiangsu) Pilot Free Trade Zone 215000 t (86-512) 62992980 www.sgs.com.cn
 中国·苏州·中国(江苏)自由贸易试验区苏州片区苏州工业园区润胜路1号的6号厂房南楼 邮编: 215000 t (86-512) 62992980 sgs.china@sgs.com

8.2.8 SAR Result of LTE Band 41

ANT1 Test Record											
Test position	BW.	Test mode	Test Ch./Freq.	Duty Cycle	SAR (W/kg)1-g	Power Drift(dB)	Conducted power(dBm)	Tune up Limit(dBm)	Scaled factor	Scaled SAR(W/kg)	Liquid Temp.
Head Test data(1RB) Cover Open											
Left cheek class3	20	QPSK 1RB_50	41055/2636.5	1:1.58	0.021	0.12	20.44	20.70	1.062	0.023	22.1
Left tilted class3	20	QPSK 1RB_50	41055/2636.5	1:1.58	0.010	0.01	20.44	20.70	1.062	0.010	22.1
Right cheek class3	20	QPSK 1RB_50	41055/2636.5	1:1.58	0.024	-0.09	20.44	20.70	1.062	0.026	22.1
Right cheek-class2	20	QPSK 1RB_50	41055/2636.5	1:2.31	0.026	-0.10	22.83	23.00	1.040	0.027	22.1
Right tilted class3	20	QPSK 1RB_50	41055/2636.5	1:1.58	0.018	0.15	20.44	20.70	1.062	0.019	22.1
Head Test data(50%RB) Cover Open											
Left cheek class3	20	QPSK 50RB_0	41055/2636.5	1:1.58	0.018	-0.19	19.25	19.70	1.109	0.020	22.1
Left tilted class3	20	QPSK 50RB_0	41055/2636.5	1:1.58	0.021	0.11	19.25	19.70	1.109	0.023	22.1
Right cheek class3	20	QPSK 50RB_0	41055/2636.5	1:1.58	0.013	0.12	19.25	19.70	1.109	0.015	22.1
Right tilted class3	20	QPSK 50RB_0	41055/2636.5	1:1.58	0.014	0.00	19.25	19.70	1.109	0.016	22.1
Body Worn Test data(Separate 15mm 1RB) Cover Open											
Front side class3	20	QPSK 1RB_50	41055/2636.5	1:1.58	0.036	0.03	20.44	20.70	1.062	0.038	22.1
Back side class3	20	QPSK 1RB_50	41055/2636.5	1:1.58	0.497	-0.13	20.44	20.70	1.062	0.528	22.1
Back side -class2	20	QPSK 1RB_50	41055/2636.5	1:2.31	0.647	0.05	22.83	23.00	1.040	0.673	22.1
Back side -class2	20	QPSK 1RB_50	39750/2506	1:2.31	0.613	0.06	22.82	23.00	1.042	0.639	22.1
Back side -class2	20	QPSK 1RB_50	40185/2549.5	1:2.31	0.604	0.12	22.67	23.00	1.079	0.652	22.1
Back side -class2	20	QPSK 1RB_50	40620/2593	1:2.31	0.632	0.15	22.79	23.00	1.050	0.663	22.1
Back side -class2	20	QPSK 1RB_50	41490/2680	1:2.31	0.613	0.01	22.61	23.00	1.094	0.671	22.1
Body Worn Test data(Separate 15mm 50%RB) Cover Open											
Front side class3	20	QPSK 50RB_0	41055/2636.5	1:1.58	0.029	0.02	19.25	19.70	1.109	0.032	22.1
Back side class3	20	QPSK 50RB_0	41055/2636.5	1:1.58	0.414	0.06	19.25	19.70	1.109	0.459	22.1
Hotspot Test data(Separate 10mm 1RB) Cover Open											
Front side class3	20	QPSK 1RB_50	41055/2636.5	1:1.58	0.249	0.07	20.44	20.70	1.062	0.264	22.1
Back side class3	20	QPSK 1RB_50	41055/2636.5	1:1.58	1.030	-0.60	20.44	20.70	1.062	1.094	22.1
Back side class3	20	QPSK 1RB_50	39750/2506	1:1.58	1.080	0.01	19.93	20.70	1.194	1.290	22.1
Back side-class2	20	QPSK 1RB_50	39750/2506	1:2.31	1.300	0.17	22.82	23.00	1.042	1.355	22.1
Back side-class2 repeat	20	QPSK 1RB_50	39750/2506	1:2.31	1.260	0.11	22.82	23.00	1.042	1.313	22.1
Back side class3	20	QPSK 1RB_50	40185/2549.5	1:1.58	1.090	-0.16	20.21	20.70	1.119	1.220	22.1
Back side class3	20	QPSK 1RB_50	40620/2593	1:1.58	1.040	0.14	20.13	20.70	1.140	1.186	22.1
Back side class3	20	QPSK 1RB_50	41490/2680	1:1.58	0.979	-0.17	20.08	20.70	1.153	1.129	22.1
Left side class3	20	QPSK 1RB_50	41055/2636.5	1:1.58	0.038	0.00	20.44	20.70	1.062	0.040	22.1
Right side class3	20	QPSK 1RB_50	41055/2636.5	1:1.58	0.187	0.05	20.44	20.70	1.062	0.199	22.1
Bottom side class3	20	QPSK 1RB_50	41055/2636.5	1:1.58	0.534	-0.13	20.44	20.70	1.062	0.567	22.1
Hotspot Test data (Separate 10mm 50%RB) Cover Open											
Front side class3	20	QPSK 50RB_0	41055/2636.5	1:1.58	0.171	0.09	19.25	19.70	1.109	0.190	22.1
Back side class3	20	QPSK 50RB_0	41055/2636.5	1:1.58	0.868	0.00	19.25	19.70	1.109	0.963	22.1
Back side class3	20	QPSK 50RB_50	39750/2506	1:1.58	0.941	-0.15	18.96	19.70	1.186	1.116	22.1
Back side class3	20	QPSK 50RB_0	40185/2549.5	1:1.58	0.965	0.03	19.20	19.70	1.122	1.083	22.1
Back side class3	20	QPSK 50RB_50	40620/2593	1:1.58	0.838	0.10	19.09	19.70	1.151	0.964	22.1
Back side class3	20	QPSK 50RB_0	41490/2680	1:1.58	0.797	0.06	19.17	19.70	1.130	0.900	22.1
Left side class3	20	QPSK 50RB_0	41055/2636.5	1:1.58	0.040	0.00	19.25	19.70	1.109	0.045	22.1
Right side class3	20	QPSK 50RB_0	41055/2636.5	1:1.58	0.152	0.14	19.25	19.70	1.109	0.169	22.1
Bottom side class3	20	QPSK 50RB_0	41055/2636.5	1:1.58	0.474	-0.02	19.25	19.70	1.109	0.526	22.1



Unless otherwise agreed in writing, this document is issued by the Company subject to its General Conditions of Service printed overleaf, available on request or accessible at <http://www.sgs.com/en/Terms-and-Conditions.aspx> and, for electronic format documents, subject to Terms and Conditions for Electronic Documents at <http://www.sgs.com/en/Terms-and-Conditions/Terms-e-Documents.aspx>. Attention is drawn to the limitation of liability, indemnification and jurisdiction issues defined therein. Any holder of this document is advised that information contained hereon reflects the Company's findings at the time of its intervention only and within the limits of Client's instructions, if any. The Company's sole responsibility is to its Client and this document does not exonerate parties to a transaction from exercising all their rights and obligations under the transaction documents. This document cannot be reproduced except in full, without prior written approval of the Company. Any unauthorized alteration, forgery or falsification of the content or appearance of this document is unlawful and offenders may be prosecuted to the fullest extent of the law. Unless otherwise stated the results shown in this test report refer only to the sample(s) tested and such sample(s) are retained for 30 days only.

Attention: To check the authenticity of testing / inspection report & certificate, please contact us at telephone: (86-755) 8307 1443, or email: CN.Doccheck@sgs.com

South of No. 6 Plant, No. 1, Runsheng Road, Suzhou Industrial Park, Suzhou Area, China (Jiangsu) Pilot Free Trade Zone 215000 t (86-512) 62992980 www.sgs.com.cn
 中国·苏州·中国(江苏)自由贸易试验区苏州片区苏州工业园区润胜路1号的6号厂房南楼 邮编: 215000 t (86-512) 62992980 sgs.china@sgs.com

Hotspot Test data (Separate 10mm 100%RB) Cover Open											
Back side class3	20	QPSK 100RB_0	41055/2636.5	1:1.58	0.781	0.07	19.22	19.70	1.117	0.872	22.1
Body Worn Test data(Separate 15mm 1RB) Cover Close											
Front side class3	20	QPSK 1RB_50	41055/2636.5	1:1.58	0.037	0.05	20.44	20.70	1.062	0.039	22.1
Back side class3	20	QPSK 1RB_50	41055/2636.5	1:1.58	0.516	-0.04	20.44	20.70	1.062	0.548	22.1
Back side -class2	20	QPSK 1RB_50	41055/2636.5	1:2.31	0.653	0.17	22.83	23.00	1.040	0.679	22.1
Back side -class2	20	QPSK 1RB_50	39750/2506	1:2.31	0.611	0.13	22.82	23.00	1.042	0.637	22.1
Back side -class2	20	QPSK 1RB_50	40185/2549.5	1:2.31	0.619	0.01	22.67	23.00	1.079	0.668	22.1
Back side -class2	20	QPSK 1RB_50	40620/2593	1:2.31	0.624	0.11	22.79	23.00	1.050	0.655	22.1
Back side -class2	20	QPSK 1RB_50	41490/2680	1:2.31	0.613	0.06	22.61	23.00	1.094	0.671	22.1
Body Worn Test data(Separate 15mm 50%RB) Cover Close											
Front side class3	20	QPSK 50RB_0	41055/2636.5	1:1.58	0.030	-0.13	19.25	19.70	1.109	0.034	22.1
Back side class3	20	QPSK 50RB_0	41055/2636.5	1:1.58	0.474	-0.15	19.25	19.70	1.109	0.526	22.1
Hotspot Test data(Separate 10mm 1RB) Cover Close											
Front side class3	20	QPSK 1RB_50	41055/2636.5	1:1.58	0.054	0.13	20.44	20.70	1.062	0.057	22.1
Back side class3	20	QPSK 1RB_50	41055/2636.5	1:1.58	1.050	0.09	20.44	20.70	1.062	1.115	22.1
Back side class3	20	QPSK 1RB_50	39750/2506	1:1.58	1.040	-0.02	19.93	20.70	1.194	1.242	22.1
Back side class3	20	QPSK 1RB_50	40185/2549.5	1:1.58	1.140	0.00	20.21	20.70	1.119	1.276	22.1
Back side class3	20	QPSK 1RB_50	40620/2593	1:1.58	1.120	-0.02	20.13	20.70	1.140	1.277	22.1
Back side-class2	20	QPSK 1RB_50	40620/2593	1:2.31	1.280	0.03	22.79	23.00	1.050	1.343	22.1
Back side-class2 repeat	20	QPSK 1RB_50	40620/2593	1:2.31	1.220	0.05	22.79	23.00	1.050	1.280	22.1
Back side class3	20	QPSK 1RB_50	41490/2680	1:1.58	1.060	-0.07	20.08	20.70	1.153	1.223	22.1
Left side class3	20	QPSK 1RB_50	41055/2636.5	1:1.58	0.034	0.00	20.44	20.70	1.062	0.036	22.1
Right side class3	20	QPSK 1RB_50	41055/2636.5	1:1.58	0.157	-0.04	20.44	20.70	1.062	0.167	22.1
Bottom side class3	20	QPSK 1RB_50	41055/2636.5	1:1.58	0.521	0.12	20.44	20.70	1.062	0.553	22.1
Hotspot Test data (Separate 10mm 50%RB) Cover Close											
Front side class3	20	QPSK 50RB_0	41055/2636.5	1:1.58	0.045	0.00	19.25	19.70	1.109	0.050	22.1
Back side class3	20	QPSK 50RB_0	41055/2636.5	1:1.58	0.866	0.14	19.25	19.70	1.109	0.961	22.1
Back side class3	20	QPSK 50RB_50	39750/2506	1:1.58	0.879	-0.19	18.96	19.70	1.186	1.042	22.1
Back side class3	20	QPSK 50RB_0	40185/2549.5	1:1.58	1.020	0.08	19.20	19.70	1.122	1.144	22.1
Back side class3	20	QPSK 50RB_50	40620/2593	1:1.58	0.939	-0.08	19.09	19.70	1.151	1.081	22.1
Back side class3	20	QPSK 50RB_0	41490/2680	1:1.58	0.952	0.14	19.17	19.70	1.130	1.076	22.1
Left side class3	20	QPSK 50RB_0	41055/2636.5	1:1.58	0.032	0.00	19.25	19.70	1.109	0.036	22.1
Right side class3	20	QPSK 50RB_0	41055/2636.5	1:1.58	0.117	0.05	19.25	19.70	1.109	0.130	22.1
Bottom side class3	20	QPSK 50RB_0	41055/2636.5	1:1.58	0.480	-0.12	19.25	19.70	1.109	0.532	22.1
Hotspot Test data(Separate 10mm 100%RB) Cover Close											
Back side class3	20	QPSK 100RB_0	41055/2636.5	1:1.58	0.728	0.05	19.22	19.70	1.117	0.813	22.1

Table 18: SAR of LTE Band 41 for Head and Body.

Test Position	Channel/ Frequency (MHz)	Measured SAR (1g)	1 st Repeated	Ratio	2 nd Repeated	3 rd Repeated
			SAR (1g)		SAR (1g)	SAR (1g)
Back side-class2	39750/2506	1.300	1.260	1.032	N/A	N/A
Back side-class2	40620/2593	1.280	1.220	1.049	N/A	N/A

Note: 1) When the original highest measured SAR is ≥ 0.80 W/kg, the measurement was repeated once.
 2) A second repeated measurement was performed only if the ratio of largest to smallest SAR for the original and first repeated measurements was > 1.20 or when the original or repeated measurement was ≥ 1.45 W/kg (~ 10% from the 1-g SAR limit).
 3) A third repeated measurement was performed only if the original, first or second repeated measurement was ≥ 1.5 W/kg and the ratio of largest to smallest SAR for the original, first and second repeated measurements is > 1.20 .
 4) Repeated measurements are not required when the original highest measured SAR is < 0.80 W/kg



Unless otherwise agreed in writing, this document is issued by the Company subject to its General Conditions of Service printed overleaf, available on request or accessible at <http://www.sgs.com/en/Terms-and-Conditions.aspx> and, for electronic format documents, subject to Terms and Conditions for Electronic Documents at <http://www.sgs.com/en/Terms-and-Conditions/Document.aspx>. Attention is drawn to the limitation of liability, indemnification and jurisdiction issues defined therein. Any holder of this document is advised that information contained hereon reflects the Company's findings at the time of its intervention only and within the limits of Client's instructions, if any. The Company's sole responsibility is to its Client and this document does not exonerate parties to a transaction from exercising all their rights and obligations under the transaction documents. This document cannot be reproduced except in full, without prior written approval of the Company. Any unauthorized alteration, forgery or falsification of the content or appearance of this document is unlawful and offenders may be prosecuted to the fullest extent of the law. Unless otherwise stated the results shown in this test report refer only to the sample(s) tested and such sample(s) are retained for 30 days only.
 Attention: To check the authenticity of testing/inspection report & certificate, please contact us at telephone: (86-755) 8307 1443, or email: CN.Doccheck@sgs.com
 South of No. 6 Plant, No. 1, Runsheng Road, Suzhou Industrial Park, Suzhou Area, China (Jiangsu) Pilot Free Trade Zone 215000 t (86-512) 62992980 www.sgs.com.cn
 中国·苏州·中国(江苏)自由贸易试验区苏州片区苏州工业园区润胜路1号的6号厂房南楼 邮编: 215000 t (86-512) 62992980 sgs.china@sgs.com

8.2.9 SAR Result of LTE Band 66

Test position	BW.	Test mode	Test Ch./Freq.	Duty Cycle	SAR (W/kg)1-g	Power Drift(dB)	Conducted power(dBm)	Tune up Limit(dBm)	Scaled factor	Scaled SAR(W/kg)	Liquid Temp.
Head Test data(1RB) Cover Open											
Left cheek	20	QPSK 1RB_0	132322/1745	1:1	0.095	0.11	22.19	22.50	1.074	0.102	22.2
Left tilted	20	QPSK 1RB_0	132322/1745	1:1	0.081	0.06	22.19	22.50	1.074	0.086	22.2
Right cheek	20	QPSK 1RB_0	132322/1745	1:1	0.091	-0.05	22.19	22.50	1.074	0.097	22.2
Right tilted	20	QPSK 1RB_0	132322/1745	1:1	0.084	-0.03	22.19	22.50	1.074	0.090	22.2
Head Test data(50%RB) Cover Open											
Left cheek	20	QPSK 50RB_0	132072/1720	1:1	0.070	-0.05	21.05	21.50	1.109	0.078	22.2
Left tilted	20	QPSK 50RB_0	132072/1720	1:1	0.063	0.05	21.05	21.50	1.109	0.070	22.2
Right cheek	20	QPSK 50RB_0	132072/1720	1:1	0.059	0.09	21.05	21.50	1.109	0.066	22.2
Right tilted	20	QPSK 50RB_0	132072/1720	1:1	0.060	-0.02	21.05	21.50	1.109	0.067	22.2
Body Worn Test data(Separate 15mm 1RB) Cover Open											
Front side	20	QPSK 1RB_0	132322/1745	1:1	0.290	0.07	22.19	22.50	1.074	0.311	22.2
Back side	20	QPSK 1RB_0	132322/1745	1:1	0.396	0.19	22.19	22.50	1.074	0.425	22.2
Body Worn Test data(Separate 15mm 50%RB) Cover Open											
Front side	20	QPSK 50RB_0	132072/1720	1:1	0.233	0.09	21.05	21.50	1.109	0.258	22.2
Back side	20	QPSK 50RB_0	132072/1720	1:1	0.293	0.02	21.05	21.50	1.109	0.325	22.2
Hotspot Test data(Separate 10mm 1RB) Cover Open											
Front side	20	QPSK 1RB_0	132322/1745	1:1	0.676	-0.19	22.19	22.50	1.074	0.726	22.2
Back side	20	QPSK 1RB_0	132322/1745	1:1	0.933	0.13	22.19	22.50	1.074	1.002	22.2
Back side	20	QPSK 1RB_50	132072/1720	1:1	0.964	0.10	22.09	22.50	1.099	1.059	22.2
Back side	20	QPSK 1RB_99	132572/1770	1:1	0.984	0.10	22.17	22.50	1.079	1.062	22.2
Back side -repeat	20	QPSK 1RB_99	132572/1770	1:1	0.954	0.14	22.17	22.50	1.079	1.029	22.2
Left side	20	QPSK 1RB_0	132322/1745	1:1	0.168	0.02	22.19	22.50	1.074	0.180	22.2
Right side	20	QPSK 1RB_0	132322/1745	1:1	0.176	0.01	22.19	22.50	1.074	0.189	22.2
Bottom side	20	QPSK 1RB_0	132322/1745	1:1	0.497	0.05	22.19	22.50	1.074	0.534	22.2
Hotspot Test data (Separate 10mm 50%RB) Cover Open											
Front side	20	QPSK 50RB_0	132072/1720	1:1	0.401	-0.18	21.05	21.50	1.109	0.445	22.2
Back side	20	QPSK 50RB_0	132072/1720	1:1	0.710	0.06	21.05	21.50	1.109	0.788	22.2
Left side	20	QPSK 50RB_0	132072/1720	1:1	0.117	0.2	21.05	21.50	1.109	0.130	22.2
Right side	20	QPSK 50RB_0	132072/1720	1:1	0.144	0.12	21.05	21.50	1.109	0.160	22.2
Bottom side	20	QPSK 50RB_0	132072/1720	1:1	0.367	0.05	21.05	21.50	1.109	0.407	22.2
Hotspot Test data (Separate 10mm 100%RB) Cover Open											
Back side	20	QPSK 100RB_0	132072/1720	1:1	0.619	0.19	21.08	21.50	1.102	0.682	22.2
Body Worn Test data(Separate 15mm 1RB) Cover Close											
Front side	20	QPSK 1RB_0	132322/1745	1:1	0.168	0.04	22.19	22.50	1.074	0.180	22.2
Back side	20	QPSK 1RB_0	132322/1745	1:1	0.583	0.02	22.19	22.50	1.074	0.626	22.2
Body Worn Test data(Separate 15mm 50%RB) Cover Close											
Front side	20	QPSK 50RB_0	132072/1720	1:1	0.107	0.05	21.05	21.50	1.109	0.119	22.2
Back side	20	QPSK 50RB_0	132072/1720	1:1	0.329	0.04	21.05	21.50	1.109	0.365	22.2
Hotspot Test data(Separate 10mm 1RB) Cover Close											
Front side	20	QPSK 1RB_0	132322/1745	1:1	0.211	0.11	22.19	22.50	1.074	0.227	22.2
Back side	20	QPSK 1RB_0	132322/1745	1:1	1.120	-0.08	22.19	22.50	1.074	1.203	22.2
Back side	20	QPSK 1RB_50	132072/1720	1:1	0.978	0.09	22.09	22.50	1.099	1.075	22.2
Back side	20	QPSK 1RB_99	132572/1770	1:1	1.180	0.06	22.17	22.50	1.079	1.273	22.2
Back side-repeat	20	QPSK 1RB_99	132572/1770	1:1	1.120	0.03	22.17	22.50	1.079	1.208	22.2
Left side	20	QPSK 1RB_0	132322/1745	1:1	0.077	0.12	22.19	22.50	1.074	0.083	22.2
Right side	20	QPSK 1RB_0	132322/1745	1:1	0.087	0.15	22.19	22.50	1.074	0.093	22.2



Unless otherwise agreed in writing, this document is issued by the Company subject to its General Conditions of Service printed overleaf, available on request or accessible at <http://www.sgs.com/en/Terms-and-Conditions.aspx> and, for electronic format documents, subject to Terms and Conditions for Electronic Documents at <http://www.sgs.com/en/Terms-and-Conditions/Terms-e-Documents.aspx>. Attention is drawn to the limitation of liability, indemnification and jurisdiction issues defined therein. Any holder of this document is advised that information contained hereon reflects the Company's findings at the time of its intervention only and within the limits of Client's instructions, if any. The Company's sole responsibility is to its Client and this document does not exonerate parties to a transaction from exercising all their rights and obligations under the transaction documents. This document cannot be reproduced except in full, without prior written approval of the Company. Any unauthorized alteration, forgery or falsification of the content or appearance of this document is unlawful and offenders may be prosecuted to the fullest extent of the law. Unless otherwise stated the results shown in this test report refer only to the sample(s) tested and such sample(s) are retained for 30 days only.

Attention: To check the authenticity of testing / inspection report & certificate, please contact us at telephone: (86-755) 8307 1443, or email: CN.Doccheck@sgs.com

South of No. 6 Plant, No. 1, Runsheng Road, Suzhou Industrial Park, Suzhou Area, China (Jiangsu) Pilot Free Trade Zone 215000 t (86-512) 62992980 www.sgs.com.cn
 中国·苏州·中国(江苏)自由贸易试验区苏州片区苏州工业园区润胜路1号的6号厂房南楼 邮编: 215000 t (86-512) 62992980 sgs.china@sgs.com

Bottom side	20	QPSK 1RB_0	132322/1745	1:1	0.414	0.11	22.19	22.50	1.074	0.445	22.2
Hotspot Test data (Separate 10mm 50%RB) Cover Close											
Front side	20	QPSK 50RB_0	132072/1720	1:1	0.144	0.03	21.05	21.50	1.109	0.160	22.2
Back side	20	QPSK 50RB_0	132072/1720	1:1	0.709	0.16	21.05	21.50	1.109	0.786	22.2
Left side	20	QPSK 50RB_0	132072/1720	1:1	0.0461	0.14	21.05	21.50	1.109	0.051	22.2
Right side	20	QPSK 50RB_0	132072/1720	1:1	0.067	0.11	21.05	21.50	1.109	0.074	22.2
Bottom side	20	QPSK 50RB_0	132072/1720	1:1	0.325	0.10	21.05	21.50	1.109	0.360	22.2
Hotspot Test data (Separate 10mm 100%RB) Cover Close											
Back side	20	QPSK 100RB_0	132072/1720	1:1	0.751	-0.02	21.08	21.50	1.102	0.827	22.2

Table 19: SAR of LTE Band 66 for Head and Body.

Test Position	Channel/ Frequency	Measured SAR (1g)	1 st Repeated	Ratio	2 nd	3 rd
	(MHz)		SAR (1g)		Repeated	Repeated
					SAR (1g)	SAR (1g)
Back side	132572/1770	0.984	0.954	1.031	N/A	N/A
Back side	132572/1770	1.180	1.120	1.054	N/A	N/A

Note: 1) When the original highest measured SAR is ≥ 0.80 W/kg, the measurement was repeated once.
 2) A second repeated measurement was performed only if the ratio of largest to smallest SAR for the original and first repeated measurements was > 1.20 or when the original or repeated measurement was ≥ 1.45 W/kg (~ 10% from the 1-g SAR limit).
 3) A third repeated measurement was performed only if the original, first or second repeated measurement was ≥ 1.5 W/kg and the ratio of largest to smallest SAR for the original, first and second repeated measurements is > 1.20 .
 4) Repeated measurements are not required when the original highest measured SAR is < 0.80 W/kg



Unless otherwise agreed in writing, this document is issued by the Company subject to its General Conditions of Service printed overleaf, available on request or accessible at <http://www.sgs.com/en/Terms-and-Conditions.aspx> and, for electronic format documents, subject to Terms and Conditions for Electronic Documents at <http://www.sgs.com/en/Terms-and-Conditions/Terms-e-Documents.aspx>. Attention is drawn to the limitation of liability, indemnification and jurisdiction issues defined therein. Any holder of this document is advised that information contained hereon reflects the Company's findings at the time of its intervention only and within the limits of Client's instructions, if any. The Company's sole responsibility is to its Client and this document does not exonerate parties to a transaction from exercising all their rights and obligations under the transaction documents. This document cannot be reproduced except in full, without prior written approval of the Company. Any unauthorized alteration, forgery or falsification of the content or appearance of this document is unlawful and offenders may be prosecuted to the fullest extent of the law. Unless otherwise stated the results shown in this test report refer only to the sample(s) tested and such sample(s) are retained for 30 days only.
 Attention: To check the authenticity of testing /inspection report & certificate, please contact us at telephone: (86-755) 8307 1443, or email: CN.Doccheck@sgs.com

South of No. 6 Plant, No. 1, Runsheng Road, Suzhou Industrial Park, Suzhou Area, China (Jiangsu) Pilot Free Trade Zone 215000 t (86-512) 62992980 www.sgs.com.cn
 中国·苏州·中国(江苏)自由贸易试验区苏州片区苏州工业园区润胜路1号的6号厂房南楼 邮编: 215000 t (86-512) 62992980 sgs.china@sgs.com

8.2.10 SAR Result of LTE Band 71

Test position	BW.	Test mode	Test ch./Freq.	Duty Cycle	SAR (W/kg) 1-g	Power drift (dB)	Conducted Power(dBm)	Tune up Limit(dBm)	Scaled factor	Scaled SAR 1-g(W/kg)	Liquid Temp.(°C)
Head Test Data(1RB) Cover Open											
Left cheek	20	QPSK 1_50	133222/673	1:1	0.057	-0.10	24.32	24.50	1.042	0.060	22.1
Left tilted	20	QPSK 1_50	133222/673	1:1	0.009	-0.02	24.32	24.50	1.042	0.010	22.1
Right cheek	20	QPSK 1_50	133222/673	1:1	0.040	0.00	24.32	24.50	1.042	0.042	22.1
Right tilted	20	QPSK 1_50	133222/673	1:1	0.009	0.19	24.32	24.50	1.042	0.009	22.1
Head Test Data(50%RB) Cover Open											
Left cheek	20	QPSK 50_0	133222/673	1:1	0.045	0.08	23.24	23.50	1.062	0.048	22.1
Left tilted	20	QPSK 50_0	133222/673	1:1	0.006	-0.05	23.24	23.50	1.062	0.006	22.1
Right cheek	20	QPSK 50_0	133222/673	1:1	0.027	0.00	23.24	23.50	1.062	0.028	22.1
Right tilted	20	QPSK 50_0	133222/673	1:1	0.005	0.13	23.24	23.50	1.062	0.005	22.1
Body worn Test data(Separate 15mm 1RB) Cover Open											
Front side	20	QPSK 1_50	133222/673	1:1	0.126	0.00	24.32	24.50	1.042	0.131	22.1
Back side	20	QPSK 1_50	133222/673	1:1	0.251	-0.13	24.32	24.50	1.042	0.262	22.1
Body worn Test data(Separate 15mm 50%RB) Cover Open											
Front side	20	QPSK 50_0	133222/673	1:1	0.109	0.00	23.24	23.50	1.062	0.116	22.1
Back side	20	QPSK 50_0	133222/673	1:1	0.192	0.07	23.24	23.50	1.062	0.204	22.1
Hotspot Test data(Separate 10mm 1RB) Cover Open											
Front side	20	QPSK 1_50	133222/673	1:1	0.159	0.00	24.32	24.50	1.042	0.166	22.1
Back side	20	QPSK 1_50	133222/673	1:1	0.340	0.07	24.32	24.50	1.042	0.354	22.1
Left side	20	QPSK 1_50	133222/673	1:1	0.076	0.16	24.32	24.50	1.042	0.079	22.1
Right side	20	QPSK 1_50	133222/673	1:1	0.162	0.19	24.32	24.50	1.042	0.169	22.1
Bottomside	20	QPSK 1_50	133222/673	1:1	0.077	-0.01	24.32	24.50	1.042	0.080	22.1
Hotspot Test data(Separate 10mm 50%RB) Cover Open											
Front side	20	QPSK 50_0	133222/673	1:1	0.127	0.06	23.24	23.50	1.062	0.135	22.1
Back side	20	QPSK 50_0	133222/673	1:1	0.282	0.11	23.24	23.50	1.062	0.299	22.1
Left side	20	QPSK 50_0	133222/673	1:1	0.056	0.11	23.24	23.50	1.062	0.059	22.1
Right side	20	QPSK 50_0	133222/673	1:1	0.118	0.02	23.24	23.50	1.062	0.125	22.1
Bottom side	20	QPSK 50_0	133222/673	1:1	0.060	0.15	23.24	23.50	1.062	0.064	22.1
Body worn Test data(Separate 15mm 1RB) Cover Close											
Front side	20	QPSK 1_50	133222/673	1:1	0.066	0.09	24.32	24.50	1.042	0.069	22.1
Back side	20	QPSK 1_50	133222/673	1:1	0.270	0.09	24.32	24.50	1.042	0.281	22.1
Body worn Test data(Separate 15mm 50%RB) Cover Close											
Front side	20	QPSK 50_0	133222/673	1:1	0.051	0.19	23.24	23.50	1.062	0.054	22.1
Back side	20	QPSK 50_0	133222/673	1:1	0.217	0.12	23.24	23.50	1.062	0.230	22.1
Hotspot Test data(Separate 10mm 1RB) Cover Close											
Front side	20	QPSK 1_50	133222/673	1:1	0.083	0.12	24.32	24.50	1.042	0.086	22.1
Back side	20	QPSK 1_50	133222/673	1:1	0.411	-0.02	24.32	24.50	1.042	0.428	22.1
Left side	20	QPSK 1_50	133222/673	1:1	0.110	0.15	24.32	24.50	1.042	0.115	22.1
Right side	20	QPSK 1_50	133222/673	1:1	0.176	0.08	24.32	24.50	1.042	0.183	22.1
Bottomside	20	QPSK 1_50	133222/673	1:1	0.087	0.15	24.32	24.50	1.042	0.090	22.1
Hotspot Test data(Separate 10mm 50%RB) Cover Close											
Front side	20	QPSK 50_0	133222/673	1:1	0.067	0.02	23.24	23.50	1.062	0.071	22.1
Back side	20	QPSK 50_0	133222/673	1:1	0.341	0.07	23.24	23.50	1.062	0.362	22.1
Left side	20	QPSK 50_0	133222/673	1:1	0.085	0.15	23.24	23.50	1.062	0.090	22.1
Right side	20	QPSK 50_0	133222/673	1:1	0.138	0.12	23.24	23.50	1.062	0.147	22.1
Bottom side	20	QPSK 50_0	133222/673	1:1	0.071	0.00	23.24	23.50	1.062	0.075	22.1

Table 20: SAR of LTE Band 71 for Head and Body.



Unless otherwise agreed in writing, this document is issued by the Company subject to its General Conditions of Service printed overleaf, available on request or accessible at <http://www.sgs.com/en/Terms-and-Conditions.aspx> and, for electronic format documents, subject to Terms and Conditions for Electronic Documents at <http://www.sgs.com/en/Terms-and-Conditions/Terms-e-Document.aspx>. Attention is drawn to the limitation of liability, indemnification and jurisdiction issues defined therein. Any holder of this document is advised that information contained hereon reflects the Company's findings at the time of its intervention only and within the limits of Client's instructions, if any. The Company's sole responsibility is to its Client and this document does not exonerate parties to a transaction from exercising all their rights and obligations under the transaction documents. This document cannot be reproduced except in full, without prior written approval of the Company. Any unauthorized alteration, forgery or falsification of the content or appearance of this document is unlawful and offenders may be prosecuted to the fullest extent of the law. Unless otherwise stated the results shown in this test report refer only to the sample(s) tested and such sample(s) are retained for 30 days only.

Attention: To check the authenticity of testing /inspection report & certificate, please contact us at telephone: (86-755) 8307 1443, or email: CN.Doccheck@sgs.com

South of No. 6 Plant, No. 1, Runsheng Road, Suzhou Industrial Park, Suzhou Area, China (Jiangsu) Pilot Free Trade Zone 215000 t (86-512) 62992980 www.sgs.com.cn
 中国·苏州·中国(江苏)自由贸易试验区苏州片区苏州工业园区润胜路1号的6号厂房南座 邮编: 215000 t (86-512) 62992980 sgs.china@sgs.com

8.2.11 SAR Result of WIFI 2.4G

Test position	Test mode	Test Ch./Freq.	Duty Cycle	Duty Cycle Scaled factor	SAR (W/kg)1-g	Power drift(dB)	Conducted power(dBm)	Tune up Limit(dBm)	Scaled factor	Scaled SAR(W/kg)	Liquid Temp.
Head Test data Cover Open											
Left cheek	802.11b	11/2462	97.60%	1.025	0.092	0.03	16.86	17.00	1.033	0.097	22.0
Left tilted	802.11b	11/2462	97.60%	1.025	0.015	0.00	16.86	17.00	1.033	0.016	22.0
Right cheek	802.11b	11/2462	97.60%	1.025	0.078	0.09	16.86	17.00	1.033	0.083	22.0
Right tilted	802.11b	11/2462	97.60%	1.025	0.021	-0.08	16.86	17.00	1.033	0.022	22.0
Body worn Test data (Separate 15mm) Cover Open											
Front side	802.11b	11/2462	97.60%	1.025	0.037	0.15	16.86	17.00	1.318	0.050	22.0
Back side	802.11b	11/2462	97.60%	1.025	0.097	-0.04	16.86	17.00	1.318	0.131	22.0
Hotspot Test data (Separate 10mm) Cover Open											
Front side	802.11b	11/2462	97.60%	1.025	0.082	-0.06	16.86	17.00	1.318	0.111	22.0
Back side	802.11b	11/2462	97.60%	1.025	0.156	-0.06	16.86	17.00	1.318	0.211	22.0
Left side	802.11b	11/2462	97.60%	1.025	0.260	0.07	16.86	17.00	1.318	0.351	22.0
Right side	802.11b	11/2462	97.60%	1.025	0.050	0.05	16.86	17.00	1.318	0.068	22.0
Bottom side	802.11b	11/2462	97.60%	1.025	0.101	-0.03	16.86	17.00	1.318	0.136	22.0
Body worn Test data (Separate 15mm) Cover Close											
Front side	802.11b	11/2462	97.60%	1.025	0.049	0.07	16.86	17.00	1.318	0.066	22.0
Back side	802.11b	11/2462	97.60%	1.025	0.104	-0.19	16.86	17.00	1.318	0.140	22.0
Hotspot Test data (Separate 10mm) Cover Close											
Front side	802.11b	11/2462	97.60%	1.025	0.069	-0.01	16.86	17.00	1.318	0.093	22.0
Back side	802.11b	11/2462	97.60%	1.025	0.174	-0.05	16.86	17.00	1.318	0.235	22.0
Left side	802.11b	11/2462	97.60%	1.025	0.167	0.05	16.86	17.00	1.318	0.226	22.0
Right side	802.11b	11/2462	97.60%	1.025	0.037	0.15	16.86	17.00	1.318	0.050	22.0
Top side	802.11b	11/2462	97.60%	1.025	0.072	0.02	16.86	17.00	1.318	0.097	22.0

Table 21: SAR of WIFI 2.4G for Head and Body.

Note:

- When the highest reported SAR for the initial test configuration is adjusted by the ratio of the subsequent test configuration to initial test configuration specified maximum output power and the adjusted SAR is ≤ 1.2 W/kg, SAR test for the other 802.11 modes are not required.

Mode	Tune-up (dBm)	Tune-up (mw)	Highest Reported SAR1-g(W/kg)	Adjusted SAR1-g(W/kg)	SAR test
Head					
802.11b	17.00	50.12	0.097	/	Yes
802.11g	13.00	19.95	/	0.039	No
802.1n 20M	13.00	19.95	/	0.039	No
802.1n 40M	13.00	19.95	/	0.039	No
Body worn Test data(Separate 15mm)					
802.11b	17.00	50.12	0.140	/	Yes
802.11g	13.00	19.95	/	0.056	No
802.1n 20M	13.00	19.95	/	0.056	No
802.1n 40M	13.00	19.95	/	0.056	No
Hotspot Test data (Separate 10mm)					
802.11b	17.00	50.12	0.351	/	Yes
802.11g	13.00	19.95	/	0.140	No
802.1n 20M	13.00	19.95	/	0.140	No
802.1n 40M	13.00	19.95	/	0.140	No



Unless otherwise agreed in writing, this document is issued by the Company subject to its General Conditions of Service printed overleaf, available on request or accessible at <http://www.sgs.com/en/Terms-and-Conditions.aspx> and, for electronic format documents, subject to Terms and Conditions for Electronic Documents at <http://www.sgs.com/en/Terms-and-Conditions/Terms-e-Documents.aspx>. Attention is drawn to the limitation of liability, indemnification and jurisdiction issues defined therein. Any holder of this document is advised that information contained hereon reflects the Company's findings at the time of its intervention only and within the limits of Client's instructions, if any. The Company's sole responsibility is to its Client and this document does not exonerate parties to a transaction from exercising all their rights and obligations under the transaction documents. This document cannot be reproduced except in full, without prior written approval of the Company. Any unauthorized alteration, forgery or falsification of the content or appearance of this document is unlawful and offenders may be prosecuted to the fullest extent of the law. Unless otherwise stated the results shown in this test report refer only to the sample(s) tested and such sample(s) are retained for 30 days only.

Attention: To check the authenticity of testing /inspection report & certificate, please contact us at telephone: (86-755) 8307 1443, or email: CN.Doccheck@sgs.com

South of No. 6 Plant, No. 1, Runsheng Road, Suzhou Industrial Park, Suzhou Area, China (Jiangsu) Pilot Free Trade Zone 215000
 中国·苏州·中国(江苏)自由贸易试验区苏州片区苏州工业园区润胜路1号的6号厂房南楼 邮编: 215000

t (86-512) 62992980 www.sgs.com.cn
 t (86-512) 62992980 sgs.china@sgs.com

8.2.12 SAR Result of BT

Test position	Test mode	Test Ch./Freq.	Duty Cycle	Duty Cycle Scaled factor	SAR (W/kg)1-g	Power drift(dB)	Conducted power(dBm)	Tune up Limit(dBm)	Scaled factor	Scaled SAR(W/kg)	Liquid Temp.
Head Test data Cover Open											
Left cheek	DH5	39/2441	76.90%	1.300	0.024	-0.02	10.72	11.00	1.067	0.034	22.0
Left tilted	DH5	39/2441	76.90%	1.300	0.001	-0.04	10.72	11.00	1.067	0.001	22.0
Right cheek	DH5	39/2441	76.90%	1.300	0.011	0.09	10.72	11.00	1.067	0.015	22.0
Right tilted	DH5	39/2441	76.90%	1.300	0.001	0.03	10.72	11.00	1.067	0.001	22.0
Body worn Test data (Separate 15mm) Cover Open											
Front side	DH5	39/2441	76.90%	1.300	0.014	0.10	10.72	11.00	1.067	0.020	22.0
Back side	DH5	39/2441	76.90%	1.300	0.024	0.07	10.72	11.00	1.067	0.033	22.0
Hotspot Test data (Separate 10mm) Cover Open											
Front side	DH5	39/2441	76.90%	1.300	0.020	0.09	10.72	11.00	1.067	0.027	22.0
Back side	DH5	39/2441	76.90%	1.300	0.044	-0.04	10.72	11.00	1.067	0.060	22.0
Left side	DH5	39/2441	76.90%	1.300	0.047	-0.05	10.72	11.00	1.067	0.065	22.0
Right side	DH5	39/2441	76.90%	1.300	0.045	0.12	10.72	11.00	1.067	0.062	22.0
Bottom side	DH5	39/2441	76.90%	1.300	0.045	0.08	10.72	11.00	1.067	0.062	22.0
Body worn Test data (Separate 15mm) Cover Close											
Front side	DH5	39/2441	76.90%	1.300	0.009	0.03	10.72	11.00	1.067	0.013	22.0
Back side	DH5	39/2441	76.90%	1.300	0.014	0.05	10.72	11.00	1.067	0.020	22.0
Hotspot Test data (Separate 10mm) Cover Close											
Front side	DH5	39/2441	76.90%	1.300	0.012	0.05	10.72	11.00	1.067	0.017	22.0
Back side	DH5	39/2441	76.90%	1.300	0.026	0.09	10.72	11.00	1.067	0.036	22.0
Left side	DH5	39/2441	76.90%	1.300	0.025	0.09	10.72	11.00	1.067	0.035	22.0
Right side	DH5	39/2441	76.90%	1.300	0.025	0.15	10.72	11.00	1.067	0.035	22.0
Top side	DH5	39/2441	76.90%	1.300	0.015	0.04	10.72	11.00	1.067	0.021	22.0

Table 22: SAR of BT for Head and Body.



Unless otherwise agreed in writing, this document is issued by the Company subject to its General Conditions of Service printed overleaf, available on request or accessible at <http://www.sgs.com/en/Terms-and-Conditions.aspx> and, for electronic format documents, subject to Terms and Conditions for Electronic Documents at <http://www.sgs.com/en/Terms-and-Conditions/Terms-e-Documents.aspx>. Attention is drawn to the limitation of liability, indemnification and jurisdiction issues defined therein. Any holder of this document is advised that information contained hereon reflects the Company's findings at the time of its intervention only and within the limits of Client's instructions, if any. The Company's sole responsibility is to its Client and this document does not exonerate parties to a transaction from exercising all their rights and obligations under the transaction documents. This document cannot be reproduced except in full, without prior written approval of the Company. Any unauthorized alteration, forgery or falsification of the content or appearance of this document is unlawful and offenders may be prosecuted to the fullest extent of the law. Unless otherwise stated the results shown in this test report refer only to the sample(s) tested and such sample(s) are retained for 30 days only.

Attention: To check the authenticity of testing/inspection report & certificate, please contact us at telephone: (86-755) 8307 1443, or email: CN.Doccheck@sgs.com

South of No. 6 Plant, No. 1, Runsheng Road, Suzhou Industrial Park, Suzhou Area, China (Jiangsu) Pilot Free Trade Zone 215000 t (86-512) 62992980 www.sgs.com.cn
 中国·苏州·中国(江苏)自由贸易试验区苏州片区苏州工业园区润胜路1号的6号厂房南楼 邮编: 215000 t (86-512) 62992980 sgs.china@sgs.com

8.3 LTE Band 41 Power Class 2 and Power Class 3 Linearity

This device supports Power Class 2 and Power Class 3 operations for LTE Band 41. The highest available duty cycle for Power Class 2 operations is 43.3 % using UL-DL configuration 1. Per May 2017 TCB Workshop Notes based on the device behavior, all SAR tests were performed using Power Class 3. SAR with Power Class 2 at the highest power and available duty factor was additionally performed for the Power Class 3 configuration with the highest SAR for each exposure condition. The linearity between the Power Class 2 and Power Class 3 SAR results and the respective frame averaged powers was calculated to determine that the results were linear.

Per May 2017 TCB Workshop, no additional SAR measurements were required since the linearity between power classes was < 10% and all reported SAR values were < 1.4 W/kg for 1g and < 3.5 W/kg for 10g.

LTE Band 41 SAR testing with power class 2 at the highest power and available duty factor was additionally performed for the power class 3 configuration with the highest SAR for each exposure condition.

LTE Band 41 Head Linearity Data:

	Power Class 3	Power Class 2
Tune-up(dBm)	20.70	23.00
Measured power(dBm)	20.44	22.83
Measured SAR(W/kg)	0.024	0.026
Measured power(mw)	110.66	191.87
Duty Cycle	63.3%	43.3%
Frame Average power(mw)	70.05	83.08
% deviation from expected linearity		-9.71%

LTE Band 41 Body-Worn Linearity Data:

	Cover Open		Cover Close	
	Power Class 3	Power Class 2	Power Class 3	Power Class 2
Tune-up(dBm)	20.70	23.00	20.70	23.00
Measured power(dBm)	20.44	22.83	20.44	22.83
Measured SAR(W/kg)	0.497	0.647	0.516	0.653
Measured power(mw)	110.66	191.87	110.66	191.87
Duty Cycle	63.3%	43.3%	63.3%	43.3%
Frame Average power(mw)	70.05	83.08	70.05	83.08
% deviation from expected linearity		9.76%		6.70%

LTE Band 41 Hotspot Linearity Data:

	Cover Open		Cover Close	
	Power Class 3	Power Class 2	Power Class 3	Power Class 2
Tune-up(dBm)	20.70	23.00	20.70	23.00
Measured power(dBm)	19.93	22.82	20.13	22.79
Measured SAR(W/kg)	1.08	1.3	1.12	1.28
Measured power(mw)	98.40	191.43	103.04	190.11
Duty Cycle	63.3%	43.3%	63.3%	43.3%
Frame Average power(mw)	62.29	82.89	65.22	82.32
% deviation from expected linearity		-9.54%		-9.45%



Unless otherwise agreed in writing, this document is issued by the Company subject to its General Conditions of Service printed overleaf, available on request or accessible at <http://www.sgs.com/en/Terms-and-Conditions.aspx> and, for electronic format documents, subject to Terms and Conditions for Electronic Documents at <http://www.sgs.com/en/Terms-and-Conditions/Terms-e-Documents.aspx>. Attention is drawn to the limitation of liability, indemnification and jurisdiction issues defined therein. Any holder of this document is advised that information contained hereon reflects the Company's findings at the time of its intervention only and within the limits of Client's instructions, if any. The Company's sole responsibility is to its Client and this document does not exonerate parties to a transaction from exercising all their rights and obligations under the transaction documents. This document cannot be reproduced except in full, without prior written approval of the Company. Any unauthorized alteration, forgery or falsification of the content or appearance of this document is unlawful and offenders may be prosecuted to the fullest extent of the law. Unless otherwise stated the results shown in this test report refer only to the sample(s) tested and such sample(s) are retained for 30 days only.

Attention: To check the authenticity of testing /inspection report & certificate, please contact us at telephone: (86-755) 8307 1443, or email: CN.Doccheck@sgs.com

South of No. 6 Plant, No. 1, Runsheng Road, Suzhou Industrial Park, Suzhou Area, China (Jiangsu) Pilot Free Trade Zone 215000 t (86-512) 62992980 www.sgsgroup.com.cn
 中国·苏州·中国(江苏)自由贸易试验区苏州片区苏州工业园区润胜路1号的6号厂房南楼 邮编: 215000 t (86-512) 62992980 sgs.china@sgs.com

8.4 Multiple Transmitter Evaluation

8.4.1 Simultaneous SAR test evaluation

- Simultaneous Transmission Possibilities

NO	Simultaneous TX Combination	Head	Body-worn	Hotspot
1	WWAN+BT	Y	Y	Y
2	WWAN+WIFI 2.4G	Y	Y	Y
3	BT+WIFI 2.4G	N	N	N

Note:

- The device does not support DTM function.



Unless otherwise agreed in writing, this document is issued by the Company subject to its General Conditions of Service printed overleaf, available on request or accessible at <http://www.sgs.com/en/Terms-and-Conditions.aspx> and, for electronic format documents, subject to Terms and Conditions for Electronic Documents at <http://www.sgs.com/en/Terms-and-Conditions/Terms-e-Documents.aspx>. Attention is drawn to the limitation of liability, indemnification and jurisdiction issues defined therein. Any holder of this document is advised that information contained hereon reflects the Company's findings at the time of its intervention only and within the limits of Client's instructions, if any. The Company's sole responsibility is to its Client and this document does not exonerate parties to a transaction from exercising all their rights and obligations under the transaction documents. This document cannot be reproduced except in full, without prior written approval of the Company. Any unauthorized alteration, forgery or falsification of the content or appearance of this document is unlawful and offenders may be prosecuted to the fullest extent of the law. Unless otherwise stated the results shown in this test report refer only to the sample(s) tested and such sample(s) are retained for 30 days only.

Attention: To check the authenticity of testing /inspection report & certificate, please contact us at telephone: (86-755) 8307 1443, or email: CN.Doccheck@sgs.com

South of No. 6 Plant, No. 1, Runsheng Road, Suzhou Industrial Park, Suzhou Area, China (Jiangsu) Pilot Free Trade Zone 215000
 中国·苏州·中国(江苏)自由贸易试验区苏州片区苏州工业园区润胜路1号的6号厂房南面 邮编: 215000

t (86-512) 62992980 www.sgs.com.cn
 t (86-512) 62992980 sgs.china@sgs.com

8.4.2 Simultaneous Transmission SAR Summation Scenario

Simultaneous Transmission SAR Summation Scenario for WLAN Head:

Test position		SARmax (W/kg)			Summed SAR	
		Main	WiFi 2.4G	BT	1+2	1+3
		1	2	3		
GSM850	Left cheek	0.143	0.097	0.034	0.240	0.177
	Left tilted	0.084	0.016	0.001	0.100	0.085
	Right cheek	0.130	0.083	0.015	0.213	0.145
	Right tilted	0.077	0.022	0.001	0.099	0.078
GSM1900	Left cheek	0.064	0.097	0.034	0.161	0.098
	Left tilted	0.040	0.016	0.001	0.056	0.041
	Right cheek	0.106	0.083	0.015	0.189	0.121
	Right tilted	0.043	0.022	0.001	0.065	0.044
WB2	Left cheek	0.050	0.097	0.034	0.147	0.084
	Left tilted	0.078	0.016	0.001	0.094	0.079
	Right cheek	0.061	0.083	0.015	0.144	0.076
	Right tilted	0.117	0.022	0.001	0.139	0.118
WB4	Left cheek	0.093	0.097	0.034	0.190	0.127
	Left tilted	0.080	0.016	0.001	0.096	0.081
	Right cheek	0.170	0.083	0.015	0.253	0.185
	Right tilted	0.105	0.022	0.001	0.127	0.106
LTE B12	Left cheek	0.041	0.097	0.034	0.138	0.075
	Left tilted	0.018	0.016	0.001	0.034	0.019
	Right cheek	0.041	0.083	0.015	0.124	0.056
	Right tilted	0.025	0.022	0.001	0.047	0.026
LTE B25	Left cheek	0.049	0.097	0.034	0.146	0.083
	Left tilted	0.048	0.016	0.001	0.064	0.049
	Right cheek	0.057	0.083	0.015	0.140	0.072
	Right tilted	0.043	0.022	0.001	0.065	0.044
LTE B26	Left cheek	0.262	0.097	0.034	0.359	0.296
	Left tilted	0.137	0.016	0.001	0.153	0.138
	Right cheek	0.214	0.083	0.015	0.297	0.229
	Right tilted	0.137	0.022	0.001	0.159	0.138
LTE B41	Left cheek	0.023	0.097	0.034	0.120	0.057
	Left tilted	0.023	0.016	0.001	0.039	0.024
	Right cheek	0.027	0.083	0.015	0.110	0.042
	Right tilted	0.019	0.022	0.001	0.041	0.020
LTE B66	Left cheek	0.102	0.097	0.034	0.199	0.136
	Left tilted	0.086	0.016	0.001	0.102	0.087
	Right cheek	0.097	0.083	0.015	0.180	0.112
	Right tilted	0.090	0.022	0.001	0.112	0.091
LTE B71	Left cheek	0.060	0.097	0.034	0.157	0.094
	Left tilted	0.010	0.016	0.001	0.026	0.011
	Right cheek	0.042	0.083	0.015	0.125	0.057
	Right tilted	0.009	0.022	0.001	0.031	0.010



Unless otherwise agreed in writing, this document is issued by the Company subject to its General Conditions of Service printed overleaf, available on request or accessible at <http://www.sgs.com/en/Terms-and-Conditions.aspx> and, for electronic format documents, subject to Terms and Conditions for Electronic Documents at <http://www.sgs.com/en/Terms-and-Conditions/Terms-e-Documents.aspx>. Attention is drawn to the limitation of liability, indemnification and jurisdiction issues defined therein. Any holder of this document is advised that information contained hereon reflects the Company's findings at the time of its intervention only and within the limits of Client's instructions, if any. The Company's sole responsibility is to its Client and this document does not exonerate parties to a transaction from exercising all their rights and obligations under the transaction documents. This document cannot be reproduced except in full, without prior written approval of the Company. Any unauthorized alteration, forgery or falsification of the content or appearance of this document is unlawful and offenders may be prosecuted to the fullest extent of the law. Unless otherwise stated the results shown in this test report refer only to the sample(s) tested and such sample(s) are retained for 30 days only.

Attention: To check the authenticity of testing/inspection report & certificate, please contact us at telephone: (86-755) 8307 1443, or email: CN.Doccheck@sgs.com

South of No. 6 Plant, No. 1, Runsheng Road, Suzhou Industrial Park, Suzhou Area, China (Jiangsu) Pilot Free Trade Zone 215000 t (86-512) 62992980 www.sgsgroup.com.cn
 中国·苏州·中国(江苏)自由贸易试验区苏州片区苏州工业园区润胜路1号的6号厂房南楼 邮编: 215000 t (86-512) 62992980 sgs.china@sgs.com

**Simultaneous Transmission SAR Summation Scenario for WLAN Body:
 Body-worn:**

Test position		SARmax (W/kg)			Summed SAR	
		Main	WiFi 2.4G	BT		
		1	2	3	1+2	1+3
GSM850	Front side	0.306	0.066	0.020	0.372	0.326
	Back side	0.667	0.140	0.033	0.807	0.700
GSM1900	Front side	0.279	0.066	0.020	0.345	0.299
	Back side	0.465	0.140	0.033	0.605	0.498
WB2	Front side	0.281	0.066	0.020	0.347	0.301
	Back side	0.882	0.140	0.033	1.022	0.915
WB4	Front side	0.374	0.066	0.020	0.440	0.394
	Back side	0.596	0.140	0.033	0.736	0.629
LTE B12	Front side	0.287	0.066	0.020	0.353	0.307
	Back side	0.500	0.140	0.033	0.640	0.533
LTE B25	Front side	0.310	0.066	0.020	0.376	0.330
	Back side	0.535	0.140	0.033	0.675	0.568
LTE B26	Front side	0.259	0.066	0.020	0.325	0.279
	Back side	0.527	0.140	0.033	0.667	0.560
LTE B41	Front side	0.039	0.066	0.020	0.105	0.059
	Back side	0.679	0.140	0.033	0.819	0.712
LTE B66	Front side	0.311	0.066	0.020	0.377	0.331
	Back side	0.626	0.140	0.033	0.766	0.659
LTE B71	Front side	0.131	0.066	0.020	0.197	0.151
	Back side	0.281	0.140	0.033	0.421	0.314

Hotspot:

Test position		SARmax (W/kg)			Summed SAR	
		Main	WiFi 2.4G	BT		
		1	2	3	1+2	1+3
GSM850	Front side	0.685	0.111	0.027	0.796	0.712
	Back side	1.114	0.235	0.060	1.349	1.174
	Left side	0.641	0.351	0.065	0.992	0.706
	Right side	0.673	/	0.062	0.673	0.735
	Top side	/	0.097	0.021	0.097	0.021
	Bottom side	0.260	/	0.062	0.260	0.322
GSM1900	Front side	0.620	0.111	0.027	0.731	0.647
	Back side	1.238	0.235	0.060	1.473	1.298
	Left side	0.146	0.351	0.065	0.497	0.211
	Right side	0.250	/	0.062	0.250	0.312
	Top side	/	0.097	0.021	0.097	0.021
	Bottom side	0.495	/	0.062	0.495	0.557
WB2	Front side	1.179	0.111	0.027	1.290	1.206
	Back side	1.268	0.235	0.060	1.503	1.328
	Left side	0.142	0.351	0.065	0.493	0.207
	Right side	0.330	/	0.062	0.330	0.392



Unless otherwise agreed in writing, this document is issued by the Company subject to its General Conditions of Service printed overleaf, available on request or accessible at <http://www.sgs.com/en/Terms-and-Conditions.aspx> and, for electronic format documents, subject to Terms and Conditions for Electronic Documents at <http://www.sgs.com/en/Terms-and-Conditions/Terms-e-Documents.aspx>. Attention is drawn to the limitation of liability, indemnification and jurisdiction issues defined therein. Any holder of this document is advised that information contained hereon reflects the Company's findings at the time of its intervention only and within the limits of Client's instructions, if any. The Company's sole responsibility is to its Client and this document does not exonerate parties to a transaction from exercising all their rights and obligations under the transaction documents. This document cannot be reproduced except in full, without prior written approval of the Company. Any unauthorized alteration, forgery or falsification of the content or appearance of this document is unlawful and offenders may be prosecuted to the fullest extent of the law. Unless otherwise stated the results shown in this test report refer only to the sample(s) tested and such sample(s) are retained for 30 days only.

Attention: To check the authenticity of testing/inspection report & certificate, please contact us at telephone: (86-755) 8307 1443, or email: CN.Doccheck@sgs.com

South of No. 6 Plant, No. 1, Runsheng Road, Suzhou Industrial Park, Suzhou Area, China (Jiangsu) Pilot Free Trade Zone 215000 t (86-512) 62992980 www.sgsgroup.com.cn
 中国·苏州·中国(江苏)自由贸易试验区苏州片区苏州工业园区润胜路1号的6号厂房南楼 邮编: 215000 t (86-512) 62992980 sgs.china@sgs.com

	Top side	/	0.097	0.021	0.097	0.021
	Bottom side	0.658	/	0.062	0.658	0.720
WB4	Front side	0.671	0.111	0.027	0.782	0.698
	Back side	1.285	0.235	0.060	1.520	1.345
	Left side	0.202	0.351	0.065	0.553	0.267
	Right side	0.424	/	0.062	0.424	0.486
	Top side	/	0.097	0.021	0.097	0.021
	Bottom side	0.589	/	0.062	0.589	0.651
LTE B12	Front side	0.172	0.111	0.027	0.283	0.199
	Back side	0.701	0.235	0.060	0.936	0.761
	Left side	0.194	0.351	0.065	0.545	0.259
	Right side	0.294	/	0.062	0.294	0.356
	Top side	/	0.097	0.021	0.097	0.021
	Bottom side	0.107	/	0.062	0.107	0.169
LTE B25	Front side	0.545	0.111	0.027	0.656	0.572
	Back side	1.027	0.235	0.060	1.262	1.087
	Left side	0.197	0.351	0.065	0.548	0.262
	Right side	0.326	/	0.062	0.326	0.388
	Top side	/	0.097	0.021	0.097	0.021
	Bottom side	0.524	/	0.062	0.524	0.586
LTE B26	Front side	0.382	0.111	0.027	0.493	0.409
	Back side	0.650	0.235	0.060	0.885	0.710
	Left side	0.374	0.351	0.065	0.725	0.439
	Right side	0.457	/	0.062	0.457	0.519
	Top side	/	0.097	0.021	0.097	0.021
	Bottom side	0.186	/	0.062	0.186	0.248
LTE B41	Front side	0.264	0.111	0.027	0.375	0.291
	Back side	1.355	0.235	0.060	1.590	1.415
	Left side	0.045	0.351	0.065	0.396	0.110
	Right side	0.199	/	0.062	0.199	0.261
	Top side	/	0.097	0.021	0.097	0.021
	Bottom side	0.567	/	0.062	0.567	0.629
LTE B66	Front side	0.726	0.111	0.027	0.837	0.753
	Back side	1.273	0.235	0.060	1.508	1.333
	Left side	0.180	0.351	0.065	0.531	0.245
	Right side	0.189	/	0.062	0.189	0.251
	Top side	/	0.097	0.021	0.097	0.021
	Bottom side	0.534	/	0.062	0.534	0.596
LTE B71	Front side	0.166	0.111	0.027	0.277	0.193
	Back side	0.428	0.235	0.060	0.663	0.488
	Left side	0.115	0.351	0.065	0.466	0.180
	Right side	0.183	/	0.062	0.183	0.245
	Top side	/	0.097	0.021	0.097	0.021
	Bottom side	0.090	/	0.062	0.090	0.152



Unless otherwise agreed in writing, this document is issued by the Company subject to its General Conditions of Service printed overleaf, available on request or accessible at <http://www.sgs.com/en/Terms-and-Conditions.aspx> and, for electronic format documents, subject to Terms and Conditions for Electronic Documents at <http://www.sgs.com/en/Terms-and-Conditions/Terms-e-Documents.aspx>. Attention is drawn to the limitation of liability, indemnification and jurisdiction issues defined therein. Any holder of this document is advised that information contained hereon reflects the Company's findings at the time of its intervention only and within the limits of Client's instructions, if any. The Company's sole responsibility is to its Client and this document does not exonerate parties to a transaction from exercising all their rights and obligations under the transaction documents. This document cannot be reproduced except in full, without prior written approval of the Company. Any unauthorized alteration, forgery or falsification of the content or appearance of this document is unlawful and offenders may be prosecuted to the fullest extent of the law. Unless otherwise stated the results shown in this test report refer only to the sample(s) tested and such sample(s) are retained for 30 days only.

Attention: To check the authenticity of testing/inspection report & certificate, please contact us at telephone: (86-755) 8307 1443, or email: CN.Doccheck@sgs.com

South of No. 6 Plant, No. 1, Runsheng Road, Suzhou Industrial Park, Suzhou Area, China (Jiangsu) Pilot Free Trade Zone 215000
 中国·苏州·中国(江苏)自由贸易试验区苏州片区苏州工业园区润胜路1号的6号厂房南楼 邮编: 215000

t (86-512) 62992980 www.sgs.com.cn
 t (86-512) 62992980 sgs.china@sgs.com

9 Equipment list

Test Platform		SPEAG DASY5 Professional				
Description		SAR Test System (Frequency range 300MHz-6GHz)				
Software Reference		DASY52 52.10.4(1527); SEMCAD X 14.6.14(7483)				
Hardware Reference						
Equipment	Manufacturer	Model	Serial Number	Calibration Date	Due date of calibration	
<input checked="" type="checkbox"/>	Twin Phantom	SPEAG	SAM 5	1481	NCR	NCR
<input checked="" type="checkbox"/>	Twin Phantom	SPEAG	SAM 6	1824	NCR	NCR
<input checked="" type="checkbox"/>	DAE	SPEAG	DAE3	414	2020-12-30	2021-12-29
<input checked="" type="checkbox"/>	DAE	SPEAG	DAE4	1327	2021-11-05	2022-11-04
<input checked="" type="checkbox"/>	E-Field Probe	SPEAG	EX3DV4	3789	2021-08-12	2022-08-11
<input checked="" type="checkbox"/>	E-Field Probe	SPEAG	EX3DV4	7620	2021-08-24	2022-08-23
<input checked="" type="checkbox"/>	Validation Kits	SPEAG	D750V3	1210	2021-09-08	2024-09-07
<input checked="" type="checkbox"/>	Validation Kits	SPEAG	D835V2	4d256	2020-04-15	2023-04-14
<input checked="" type="checkbox"/>	Validation Kits	SPEAG	D1750V2	1105	2020-08-29	2023-08-28
<input checked="" type="checkbox"/>	Validation Kits	SPEAG	D1900V2	5d114	2020-08-27	2023-08-26
<input checked="" type="checkbox"/>	Validation Kits	SPEAG	D2450V2	1038	2020-04-08	2023-04-07
<input checked="" type="checkbox"/>	Validation Kits	SPEAG	D2600V2	1180	2021-05-12	2024-05-11
<input checked="" type="checkbox"/>	Dielectric parameter probes	SPEAG	DAKS-3.5	1120	2021-02-24	2022-02-23
<input checked="" type="checkbox"/>	Vector Network Analyzer and Vector Reflectometer	SPEAG	DAKS_VNA R140	0050920	2021-03-02	2022-03-01
<input checked="" type="checkbox"/>	Universal Radio Communication Tester	R&S	CMW500	111637	2021-09-29	2022-09-28
<input checked="" type="checkbox"/>	Radio Communication Analyzer	Anritsu	MT8820C	6201010267	2021-04-01	2022-03-31
<input checked="" type="checkbox"/>	RF Bi-Directional Coupler	Agilent	86205-60001	MY31400031	NCR	NCR
<input checked="" type="checkbox"/>	Signal Generator	R&S	SMB100A	182393	2021-02-20	2022-02-19
<input checked="" type="checkbox"/>	Preamplifier	Qiji	YX28980933	202104001	NCR	NCR
<input checked="" type="checkbox"/>	Power Meter	Aglient	E4419B	6843318103	2021-06-08	2022-06-07
<input checked="" type="checkbox"/>	Power Sensor	Aglient	E9301A	MY41496508	2021-09-09	2022-09-08
<input checked="" type="checkbox"/>	Power Sensor	Aglient	E9301H	MY41495605	2021-06-08	2022-06-07
<input checked="" type="checkbox"/>	Attenuator	SHX	TS2-3dB	30704	NCR	NCR
<input checked="" type="checkbox"/>	Coaxial low pass filter	Mini-Circuits	VLF-2500(+)	NA	NCR	NCR
<input checked="" type="checkbox"/>	Coaxial low pass filter	Microlab Fxr	LA-F13	NA	NCR	NCR
<input checked="" type="checkbox"/>	DC POWER SUPPLY	SAKO	SK1730SL5A	NA	NCR	NCR



Unless otherwise agreed in writing, this document is issued by the Company subject to its General Conditions of Service printed overleaf, available on request or accessible at <http://www.sgs.com/en/Terms-and-Conditions.aspx> and, for electronic format documents, subject to Terms and Conditions for Electronic Documents at <http://www.sgs.com/en/Terms-and-Conditions/Terms-e-Documents.aspx>. Attention is drawn to the limitation of liability, indemnification and jurisdiction issues defined therein. Any holder of this document is advised that information contained hereon reflects the Company's findings at the time of its intervention only and within the limits of Client's instructions, if any. The Company's sole responsibility is to its Client and this document does not exonerate parties to a transaction from exercising all their rights and obligations under the transaction documents. This document cannot be reproduced except in full, without prior written approval of the Company. Any unauthorized alteration, forgery or falsification of the content or appearance of this document is unlawful and offenders may be prosecuted to the fullest extent of the law. Unless otherwise stated the results shown in this test report refer only to the sample(s) tested and such sample(s) are retained for 30 days only.

Attention: To check the authenticity of testing/inspection report & certificate, please contact us at telephone: (86-755) 8307 1443, or email: CN.Doccheck@sgs.com

South of No. 6 Plant, No. 1, Runsheng Road, Suzhou Industrial Park, Suzhou Area, China (Jiangsu) Pilot Free Trade Zone 215000 t (86-512) 62992980 www.sgs.com.cn
 中国·苏州·中国(江苏)自由贸易试验区苏州片区苏州工业园区润胜路1号的6号厂房南楼 邮编: 215000 t (86-512) 62992980 sgs.china@sgs.com

<input checked="" type="checkbox"/>	Speed reading thermometer	LKM	DTM3000	SUW201-30-01	2021-10-09	2022-10-08
<input checked="" type="checkbox"/>	Humidity and Temperature Indicator	MingGao	MingGao	NA	2021-06-16	2022-06-15

Note: All the equipments are within the valid period when the tests are performed.

10 Calibration certificate

Please see the Appendix C

11 Photographs

Please see the Appendix D

Appendix A: Detailed System Check Results

Appendix B: Detailed Test Results

Appendix C: Calibration certificate

Appendix D: Photographs

---END---



Unless otherwise agreed in writing, this document is issued by the Company subject to its General Conditions of Service printed overleaf, available on request or accessible at <http://www.sgs.com/en/Terms-and-Conditions.aspx> and, for electronic format documents, subject to Terms and Conditions for Electronic Documents at <http://www.sgs.com/en/Terms-and-Conditions/Terms-e-Documents.aspx>. Attention is drawn to the limitation of liability, indemnification and jurisdiction issues defined therein. Any holder of this document is advised that information contained hereon reflects the Company's findings at the time of its intervention only and within the limits of Client's instructions, if any. The Company's sole responsibility is to its Client and this document does not exonerate parties to a transaction from exercising all their rights and obligations under the transaction documents. This document cannot be reproduced except in full, without prior written approval of the Company. Any unauthorized alteration, forgery or falsification of the content or appearance of this document is unlawful and offenders may be prosecuted to the fullest extent of the law. Unless otherwise stated the results shown in this test report refer only to the sample(s) tested and such sample(s) are retained for 30 days only.

Attention: To check the authenticity of testing /inspection report & certificate, please contact us at telephone: (86-755) 8307 1443, or email: CN.Doccheck@sgs.com

South of No. 6 Plant, No. 1, Runsheng Road, Suzhou Industrial Park, Suzhou Area, China (Jiangsu) Pilot Free Trade Zone 215000 t (86-512) 62992980 www.sgs.com.cn
 中国·苏州·中国(江苏)自由贸易试验区苏州片区苏州工业园区润胜路1号的6号厂房南面 邮编: 215000 t (86-512) 62992980 sgs.china@sgs.com