



REPORT No. : SZ19100260S01

## Annex E DASY Calibration Certificate

**MORLAB**

SHENZHEN MORLAB COMMUNICATIONS TECHNOLOGY Co., Ltd.  
FL1-3, Building A, FeiYang Science Park, No.8 LongChang Road,  
Block67, BaoAn District, ShenZhen , GuangDong Province, P. R. China

Tel: 86-755-36698555

[Http://www.morlab.cn](http://www.morlab.cn)

Fax: 86-755-36698525

E-mail: [service@morlab.cn](mailto:service@morlab.cn)



Accreditation No.: **SCS 0108**

Accredited by the Swiss Accreditation Service (SAS)  
The Swiss Accreditation Service is one of the signatories to the EA  
Multilateral Agreement for the recognition of calibration certificates

Client **Morlab-SZ (Auden)**

Certificate No: **ER3-2434\_Oct18**

## CALIBRATION CERTIFICATE

Object	ER3DV6 - SN:2434
Calibration procedure(s)	QA CAL-02.v8, QA CAL-25.v6 Calibration procedure for E-field probes optimized for close near field evaluations in air
Calibration date:	October 18, 2018

This calibration certificate documents the traceability to national standards, which realize the physical units of measurements (SI).  
The measurements and the uncertainties with confidence probability are given on the following pages and are part of the certificate.

All calibrations have been conducted in the closed laboratory facility: environment temperature (22 ± 3)°C and humidity < 70%.

Calibration Equipment used (M&TE critical for calibration)

Primary Standards	ID	Cal Date (Certificate No.)	Scheduled Calibration
Power meter NRP	SN: 104778	04-Apr-18 (No. 217-02672/02673)	Apr-19
Power sensor NRP-Z91	SN: 103244	04-Apr-18 (No. 217-02672)	Apr-19
Power sensor NRP-Z91	SN: 103245	04-Apr-18 (No. 217-02673)	Apr-19
Reference 20 dB Attenuator	SN: S5277 (20x)	04-Apr-18 (No. 217-02682)	Apr-19
Reference Probe ER3DV6	SN: 2328	09-Oct-18 (No. ER3-2328_Oct18)	Oct-19
DAE4	SN: 789	07-Aug-18 (No. DAE4-789_Aug18)	Aug-19
Secondary Standards	ID	Check Date (in house)	Scheduled Check
Power meter E4419B	SN: GB41293874	06-Apr-16 (in house check Jun-18)	In house check: Jun-20
Power sensor E4412A	SN: MY41498087	06-Apr-16 (in house check Jun-18)	In house check: Jun-20
Power sensor E4412A	SN: 000110210	06-Apr-16 (in house check Jun-18)	In house check: Jun-20
RF generator HP 8648C	SN: US3642U01700	04-Aug-99 (in house check Jun-18)	In house check: Jun-20
Network Analyzer E8358A	SN: US41080477	31-Mar-14 (in house check Oct-18)	In house check: Oct-19

Calibrated by:	Name Michael Weber	Function Laboratory Technician	Signature 
Approved by:	Katja Pokovic	Technical Manager	

Issued: October 20, 2018

This calibration certificate shall not be reproduced except in full without written approval of the laboratory.



Accreditation No.: **SCS 0108**

Accredited by the Swiss Accreditation Service (SAS)  
The Swiss Accreditation Service is one of the signatories to the EA  
Multilateral Agreement for the recognition of calibration certificates

**Glossary:**

NORM <sub>x,y,z</sub>	sensitivity in free space
DCP	diode compression point
CF	crest factor (1/duty_cycle) of the RF signal
A, B, C, D	modulation dependent linearization parameters
Polarization φ	φ rotation around probe axis
Polarization ϑ	ϑ rotation around an axis that is in the plane normal to probe axis (at measurement center), i.e., ϑ = 0 is normal to probe axis
Connector Angle	information used in DASY system to align probe sensor X to the robot coordinate system

**Calibration is Performed According to the Following Standards:**

- a) IEEE Std 1309-2005, " IEEE Standard for calibration of electromagnetic field sensors and probes, excluding antennas, from 9 kHz to 40 GHz", December 2005
- b) CTIA Test Plan for Hearing Aid Compatibility, Rev 3.1.1, May 2017

**Methods Applied and Interpretation of Parameters:**

- *NORM<sub>x,y,z</sub>*: Assessed for E-field polarization ϑ = 0 for XY sensors and ϑ = 90 for Z sensor (f ≤ 900 MHz in TEM-cell; f > 1800 MHz: R22 waveguide).
- *NORM(f)<sub>x,y,z</sub>* = *NORM<sub>x,y,z</sub>* \* *frequency\_response* (see Frequency Response Chart).
- *DCP<sub>x,y,z</sub>*: DCP are numerical linearization parameters assessed based on the data of power sweep with CW signal (no uncertainty required). DCP does not depend on frequency nor media.
- *PAR*: PAR is the Peak to Average Ratio that is not calibrated but determined based on the signal characteristics
- *A<sub>x,y,z</sub>; B<sub>x,y,z</sub>; C<sub>x,y,z</sub>; D<sub>x,y,z</sub>; VR<sub>x,y,z</sub>*; *A, B, C, D* are numerical linearization parameters assessed based on the data of power sweep for specific modulation signal. The parameters do not depend on frequency nor media. *VR* is the maximum calibration range expressed in RMS voltage across the diode.
- *Spherical isotropy (3D deviation from isotropy)*: in a locally homogeneous field realized using an open waveguide setup.
- *Sensor Offset*: The sensor offset corresponds to the offset of virtual measurement center from the probe tip (on probe axis). No tolerance required.
- *Connector Angle*: The angle is assessed using the information gained by determining the *NORM<sub>x</sub>* (no uncertainty required).

# Probe ER3DV6

## SN:2434

Manufactured: November 27, 2007  
Calibrated: October 18, 2018

Calibrated for DASY/EASY Systems  
(Note: non-compatible with DASY2 system!)



## DASY/EASY - Parameters of Probe: ER3DV6 - SN:2434

### Basic Calibration Parameters

	Sensor X	Sensor Y	Sensor Z	Unc (k=2)
Norm ( $\mu\text{V}/(\text{V}/\text{m})^2$ )	1.45	1.56	1.94	$\pm 10.1\%$
DCP (mV) <sup>B</sup>	97.8	98.6	101.0	

### Modulation Calibration Parameters

UID	Communication System Name		A dB	B dB $\sqrt{\mu\text{V}}$	C	D dB	VR mV	Unc <sup>E</sup> (k=2)
0	CW	X	0.0	0.0	1.0	0.00	201.0	$\pm 3.5\%$
		Y	0.0	0.0	1.0		199.5	
		Z	0.0	0.0	1.0		212.3	

Note: For details on UID parameters see Appendix.

### Sensor Model Parameters

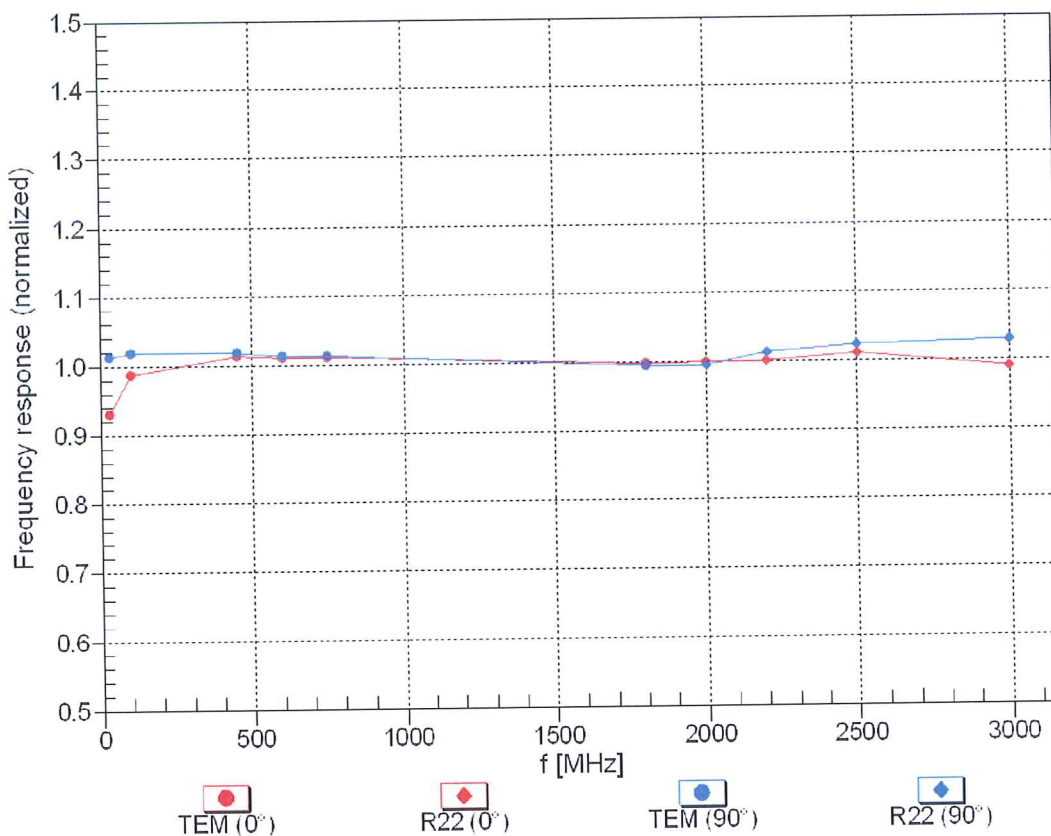
	C1 fF	C2 fF	$\alpha$ $\text{V}^{-1}$	T1 $\text{ms}\cdot\text{V}^{-2}$	T2 $\text{ms}\cdot\text{V}^{-1}$	T3 ms	T4 $\text{V}^{-2}$	T5 $\text{V}^{-1}$	T6
X	100.4	493.1	37.84	28.61	2.095	5.10	0.00	0.675	1.027
Y	99.30	475.7	36.32	26.82	1.586	5.10	0.00	0.670	1.016
Z	82.41	397.5	36.78	29.73	3.195	5.10	0.00	0.835	1.018

The reported uncertainty of measurement is stated as the standard uncertainty of measurement multiplied by the coverage factor  $k=2$ , which for a normal distribution corresponds to a coverage probability of approximately 95%.

<sup>B</sup> Numerical linearization parameter: uncertainty not required.

<sup>E</sup> Uncertainty is determined using the max. deviation from linear response applying rectangular distribution and is expressed for the square of the field value.

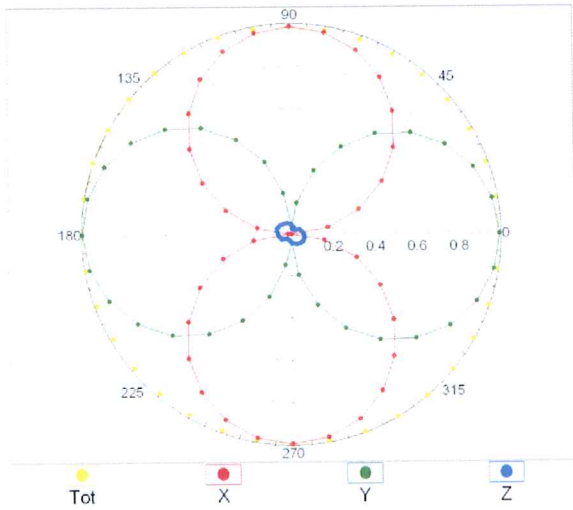
## Frequency Response of E-Field (TEM-Cell:ifi110 EXX, Waveguide: R22)



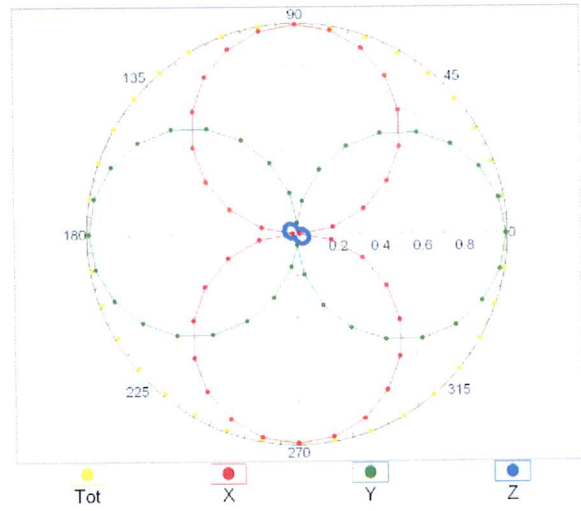
**Uncertainty of Frequency Response of E-field:  $\pm 6.3\%$  (k=2)**

### Receiving Pattern ( $\phi$ ), $\vartheta = 0^\circ$

f=600 MHz, TEM,  $0^\circ$

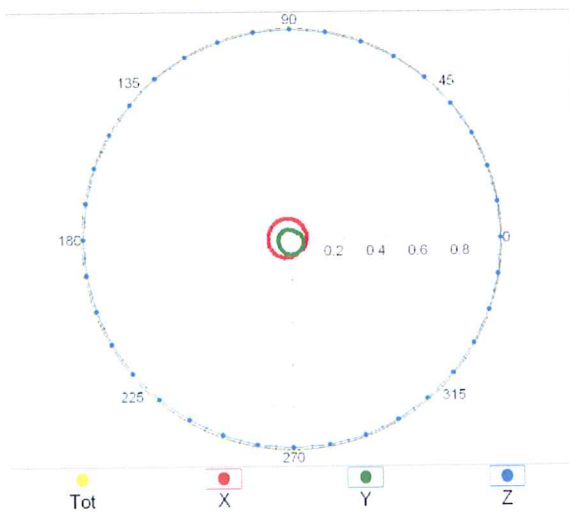


f=2500 MHz, R22,  $0^\circ$

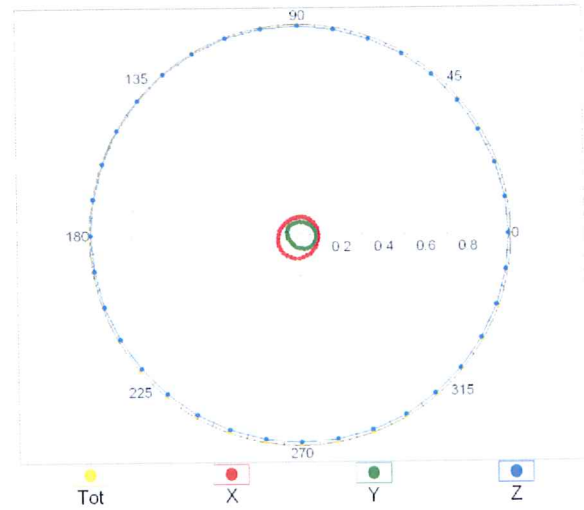


### Receiving Pattern ( $\phi$ ), $\vartheta = 90^\circ$

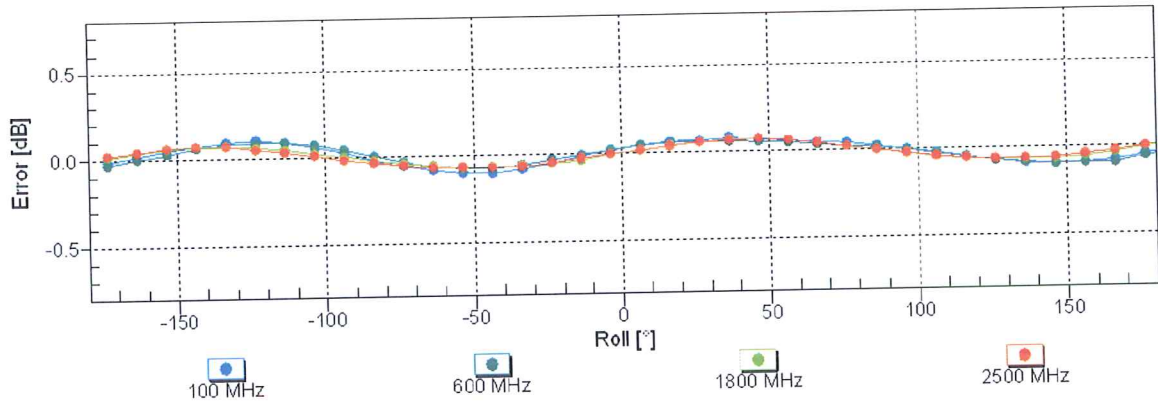
f=600 MHz, TEM,  $90^\circ$



f=2500 MHz, R22,  $90^\circ$

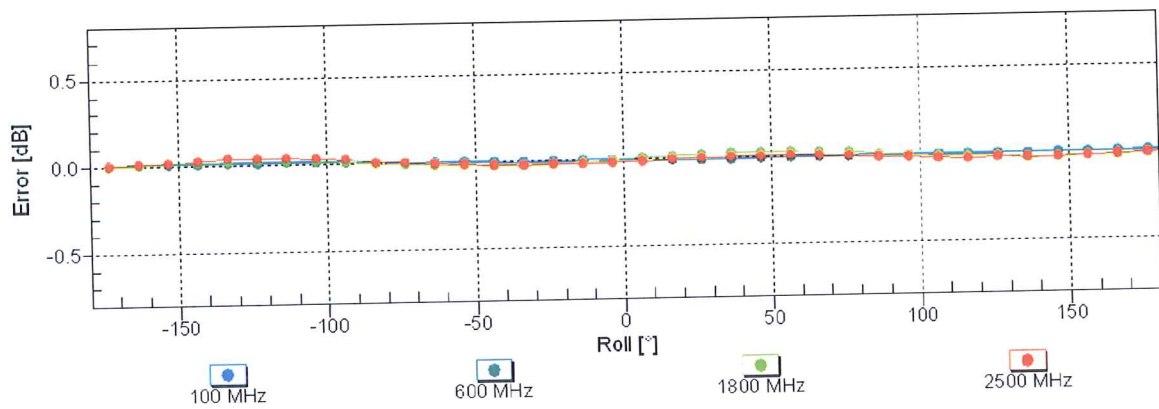


### Receiving Pattern ( $\phi$ ), $\vartheta = 0^\circ$



Uncertainty of Axial Isotropy Assessment:  $\pm 0.5\%$  ( $k=2$ )

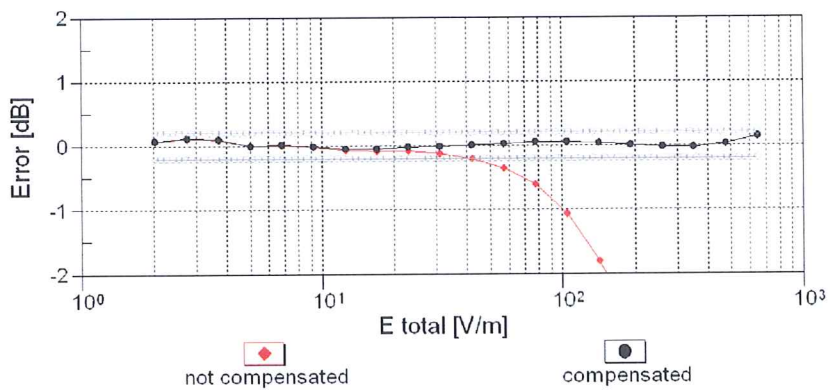
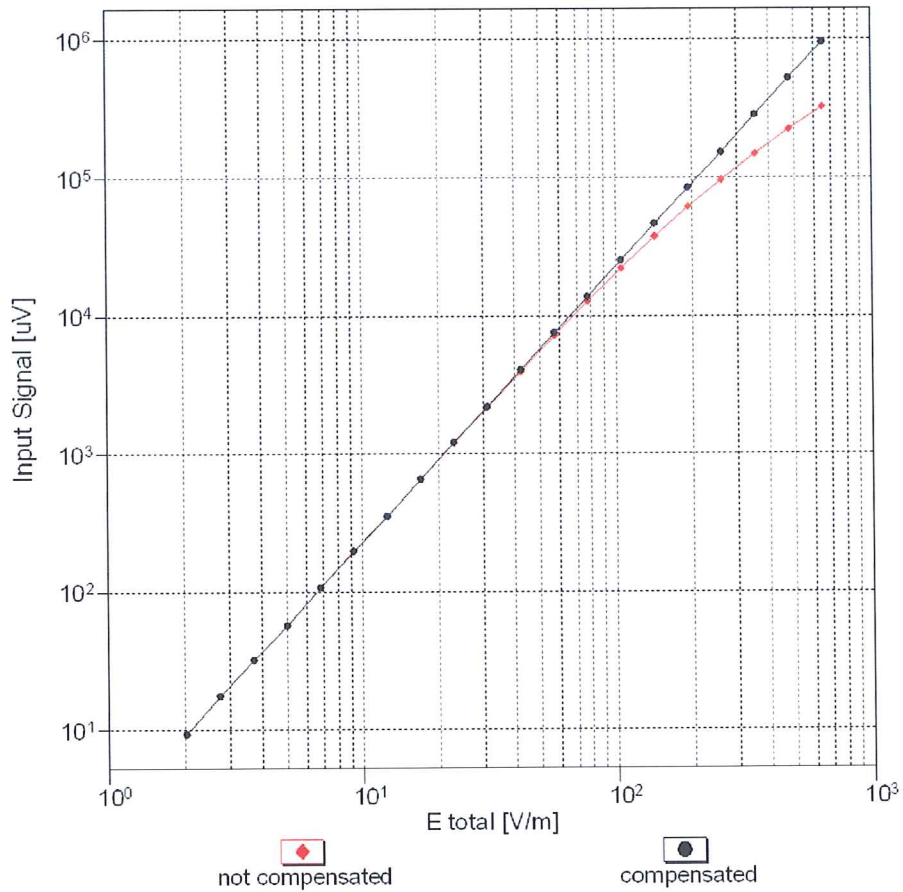
### Receiving Pattern ( $\phi$ ), $\vartheta = 90^\circ$



Uncertainty of Axial Isotropy Assessment:  $\pm 0.5\%$  ( $k=2$ )



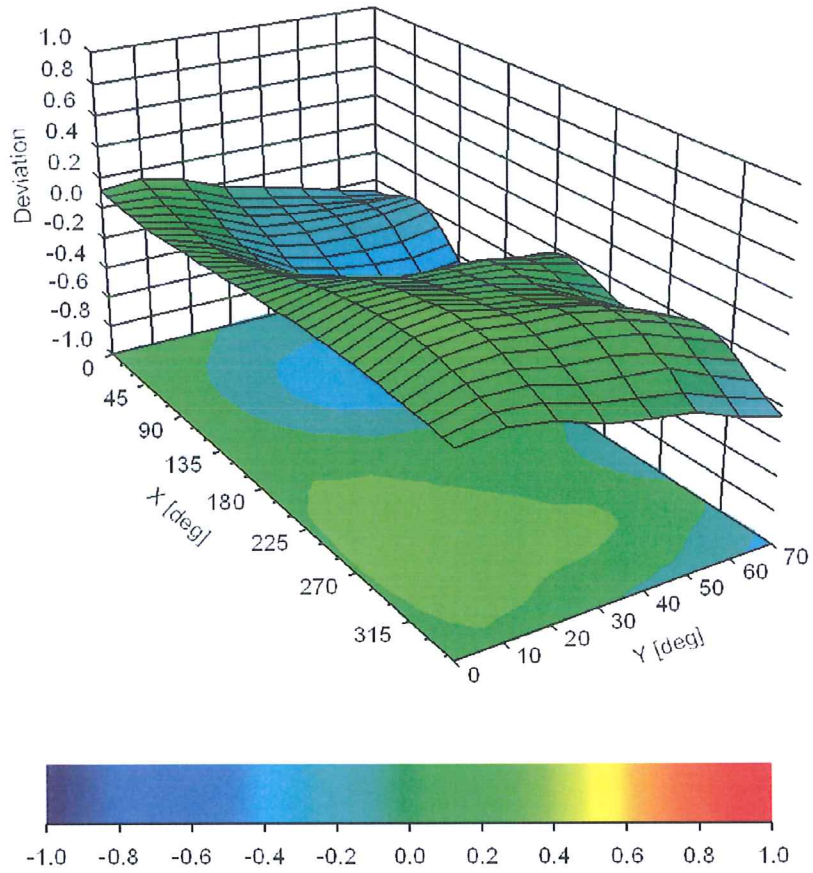
### Dynamic Range f(E-field) (TEM cell , f = 900 MHz)



Uncertainty of Linearity Assessment: ± 0.6% (k=2)

# Deviation from Isotropy in Air

Error ( $\phi, \theta$ ),  $f = 900$  MHz



Uncertainty of Spherical Isotropy Assessment:  $\pm 2.6\%$  ( $k=2$ )

## DASY/EASY - Parameters of Probe: ER3DV6 - SN:2434

### Other Probe Parameters

Sensor Arrangement	Rectangular
Connector Angle (°)	86.4
Mechanical Surface Detection Mode	enabled
Optical Surface Detection Mode	disabled
Probe Overall Length	337 mm
Probe Body Diameter	10 mm
Tip Length	10 mm
Tip Diameter	8 mm
Probe Tip to Sensor X Calibration Point	2.5 mm
Probe Tip to Sensor Y Calibration Point	2.5 mm
Probe Tip to Sensor Z Calibration Point	2.5 mm

**Appendix: Modulation Calibration Parameters**

UID	Communication System Name		A dB	B dB $\sqrt{\mu V}$	C	D dB	VR mV	Max Unc <sup>E</sup> (k=2)
0	CW	X	0.00	0.00	1.00	0.00	201.0	$\pm 3.5\%$
		Y	0.00	0.00	1.00		199.5	
		Z	0.00	0.00	1.00		212.3	
10010- CAA	SAR Validation (Square, 100ms, 10ms)	X	7.79	78.52	17.77	10.00	30.0	$\pm 9.6\%$
		Y	7.99	79.47	17.85		30.0	
		Z	8.96	80.38	19.67		30.0	
10011- CAB	UMTS-FDD (WCDMA)	X	1.29	69.92	15.76	0.00	150.0	$\pm 9.6\%$
		Y	1.31	69.88	15.86		150.0	
		Z	1.26	69.71	15.74		150.0	
10012- CAB	IEEE 802.11b WiFi 2.4 GHz (DSSS, 1 Mbps)	X	1.49	67.95	17.12	0.41	150.0	$\pm 9.6\%$
		Y	1.50	67.77	17.01		150.0	
		Z	1.52	67.89	16.99		150.0	
10013- CAB	IEEE 802.11g WiFi 2.4 GHz (DSSS-OFDM, 6 Mbps)	X	5.77	69.82	19.15	1.46	150.0	$\pm 9.6\%$
		Y	5.75	69.74	19.01		150.0	
		Z	5.78	70.04	19.09		150.0	
10021- DAC	GSM-FDD (TDMA, GMSK)	X	11.75	85.99	22.16	9.39	50.0	$\pm 9.6\%$
		Y	14.09	89.50	23.09		50.0	
		Z	11.60	85.76	23.27		50.0	
10023- DAC	GPRS-FDD (TDMA, GMSK, TN 0)	X	11.64	85.76	22.13	9.57	50.0	$\pm 9.6\%$
		Y	13.79	89.09	23.00		50.0	
		Z	11.52	85.49	23.23		50.0	
10024- DAC	GPRS-FDD (TDMA, GMSK, TN 0-1)	X	11.37	86.22	20.81	6.56	60.0	$\pm 9.6\%$
		Y	15.59	91.25	22.27		60.0	
		Z	11.19	86.47	22.01		60.0	
10025- DAC	EDGE-FDD (TDMA, 8PSK, TN 0)	X	100.00	161.84	58.59	12.57	50.0	$\pm 9.6\%$
		Y	100.00	163.54	59.21		50.0	
		Z	33.29	123.37	46.72		50.0	
10026- DAC	EDGE-FDD (TDMA, 8PSK, TN 0-1)	X	55.06	132.41	45.34	9.56	60.0	$\pm 9.6\%$
		Y	88.11	146.18	49.34		60.0	
		Z	26.25	110.97	38.48		60.0	
10027- DAC	GPRS-FDD (TDMA, GMSK, TN 0-1-2)	X	11.83	87.65	20.34	4.80	80.0	$\pm 9.6\%$
		Y	20.14	95.19	22.53		80.0	
		Z	11.93	88.76	21.82		80.0	
10028- DAC	GPRS-FDD (TDMA, GMSK, TN 0-1-2-3)	X	12.76	89.56	20.17	3.55	100.0	$\pm 9.6\%$
		Y	31.17	101.17	23.41		100.0	
		Z	14.16	92.48	22.21		100.0	
10029- DAC	EDGE-FDD (TDMA, 8PSK, TN 0-1-2)	X	35.41	120.42	40.58	7.80	80.0	$\pm 9.6\%$
		Y	43.53	126.58	42.55		80.0	
		Z	20.08	104.65	35.27		80.0	
10030- CAA	IEEE 802.15.1 Bluetooth (GFSK, DH1)	X	10.54	85.44	19.88	5.30	70.0	$\pm 9.6\%$
		Y	15.04	90.76	21.47		70.0	
		Z	10.59	86.16	21.18		70.0	
10031- CAA	IEEE 802.15.1 Bluetooth (GFSK, DH3)	X	6.09	82.95	16.62	1.88	100.0	$\pm 9.6\%$
		Y	18.78	95.96	20.53		100.0	
		Z	10.66	91.18	20.33		100.0	



10032-CAA	IEEE 802.15.1 Bluetooth (GFSK, DH5)	X	3.00	78.03	14.14	1.17	100.0	± 9.6 %
		Y	13.33	94.09	19.27		100.0	
		Z	8.78	91.45	19.59		100.0	
10033-CAA	IEEE 802.15.1 Bluetooth (PI/4-DQPSK, DH1)	X	14.81	94.85	26.15	5.30	70.0	± 9.6 %
		Y	19.88	100.87	28.12		70.0	
		Z	10.60	87.71	23.78		70.0	
10034-CAA	IEEE 802.15.1 Bluetooth (PI/4-DQPSK, DH3)	X	5.49	83.16	20.84	1.88	100.0	± 9.6 %
		Y	5.79	84.58	21.51		100.0	
		Z	5.01	80.60	19.63		100.0	
10035-CAA	IEEE 802.15.1 Bluetooth (PI/4-DQPSK, DH5)	X	3.68	78.87	19.02	1.17	100.0	± 9.6 %
		Y	3.72	79.47	19.42		100.0	
		Z	3.59	77.56	18.17		100.0	
10036-CAA	IEEE 802.15.1 Bluetooth (8-DPSK, DH1)	X	15.97	96.24	26.62	5.30	70.0	± 9.6 %
		Y	22.24	102.92	28.77		70.0	
		Z	11.13	88.65	24.15		70.0	
10037-CAA	IEEE 802.15.1 Bluetooth (8-DPSK, DH3)	X	5.57	83.42	20.88	1.88	100.0	± 9.6 %
		Y	5.90	84.90	21.57		100.0	
		Z	5.02	80.68	19.63		100.0	
10038-CAA	IEEE 802.15.1 Bluetooth (8-DPSK, DH5)	X	3.83	79.65	19.38	1.17	100.0	± 9.6 %
		Y	3.87	80.27	19.79		100.0	
		Z	3.71	78.21	18.49		100.0	
10039-CAB	CDMA2000 (1xRTT, RC1)	X	1.91	70.58	15.38	0.00	150.0	± 9.6 %
		Y	1.95	70.81	15.61		150.0	
		Z	1.84	70.77	15.07		150.0	
10042-CAB	IS-54 / IS-136 FDD (TDMA/FDM, PI/4-DQPSK, Halfrate)	X	9.90	83.17	19.74	7.78	50.0	± 9.6 %
		Y	11.98	86.48	20.70		50.0	
		Z	10.44	84.13	21.20		50.0	
10044-CAA	IS-91/EIA/TIA-553 FDD (FDMA, FM)	X	0.00	72.47	15.43	0.00	150.0	± 9.6 %
		Y	0.01	73.34	1.96		150.0	
		Z	0.00	75.80	3.12		150.0	
10048-CAA	DECT (TDD, TDMA/FDM, GFSK, Full Slot, 24)	X	15.85	90.04	25.52	13.80	20.0	± 9.6 %
		Y	20.41	95.13	26.79		20.0	
		Z	12.89	85.62	25.23		20.0	
10049-CAA	DECT (TDD, TDMA/FDM, GFSK, Double Slot, 12)	X	11.43	85.03	22.30	10.79	40.0	± 9.6 %
		Y	12.76	87.50	22.85		40.0	
		Z	11.53	84.85	23.45		40.0	
10056-CAA	UMTS-TDD (TD-SCDMA, 1.28 Mcps)	X	13.46	89.51	25.19	9.03	50.0	± 9.6 %
		Y	15.87	93.47	26.54		50.0	
		Z	11.99	86.15	24.31		50.0	
10058-DAC	EDGE-FDD (TDMA, 8PSK, TN 0-1-2-3)	X	23.81	110.92	36.83	6.55	100.0	± 9.6 %
		Y	25.52	113.36	37.73		100.0	
		Z	15.80	99.69	32.84		100.0	
10059-CAB	IEEE 802.11b WiFi 2.4 GHz (DSSS, 2 Mbps)	X	1.77	70.91	18.44	0.61	110.0	± 9.6 %
		Y	1.75	70.59	18.31		110.0	
		Z	1.81	70.64	18.21		110.0	
10060-CAB	IEEE 802.11b WiFi 2.4 GHz (DSSS, 5.5 Mbps)	X	14.59	100.90	25.32	1.30	110.0	± 9.6 %
		Y	21.92	107.79	27.46		110.0	
		Z	9.84	95.55	24.26		110.0	