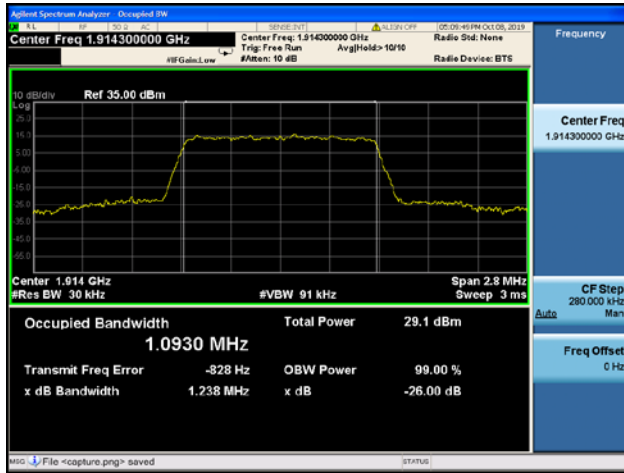
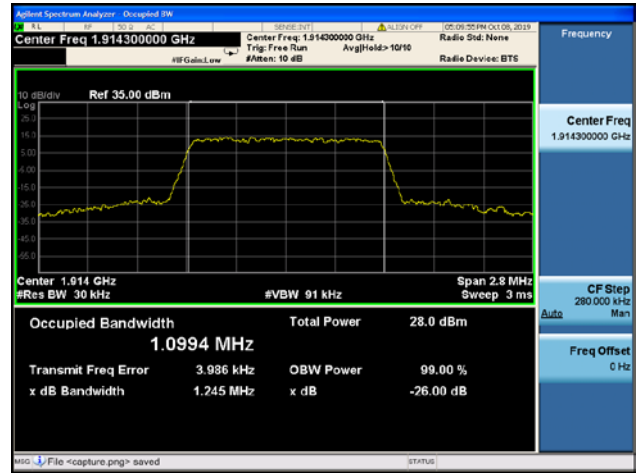




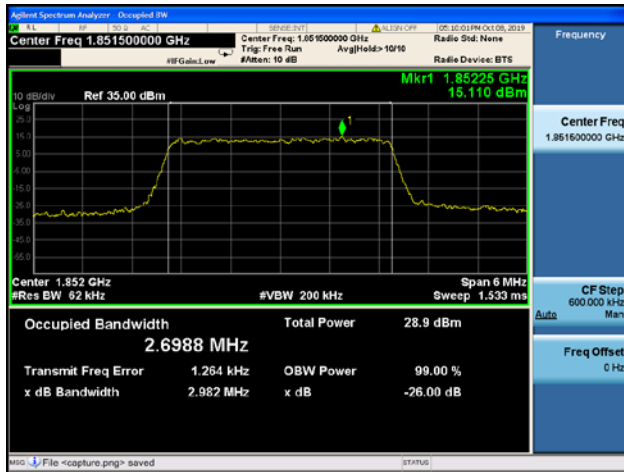
Band25 / 1.4MHz / High CH / QPSK



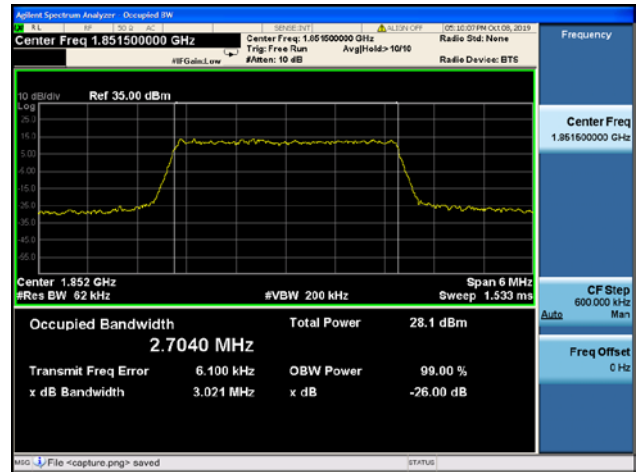
Band25 / 1.4MHz / High CH / 16QAM



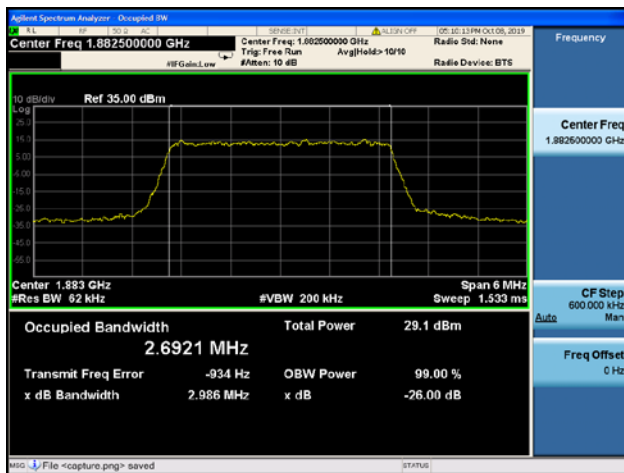
Band25 / 3MHz / Low CH / QPSK



Band25 / 3MHz / Low CH / 16QAM



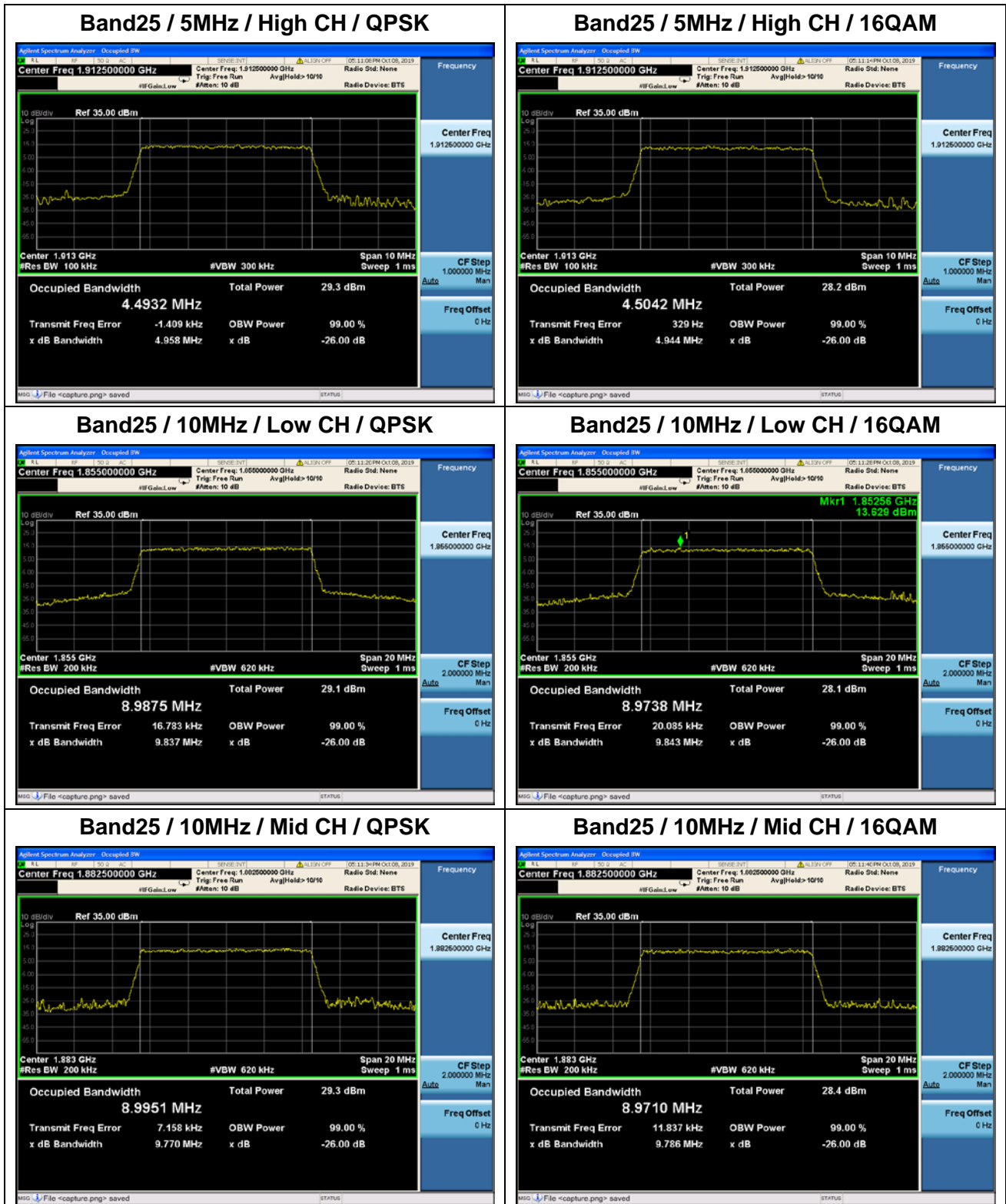
Band25 / 3MHz / Mid CH / QPSK

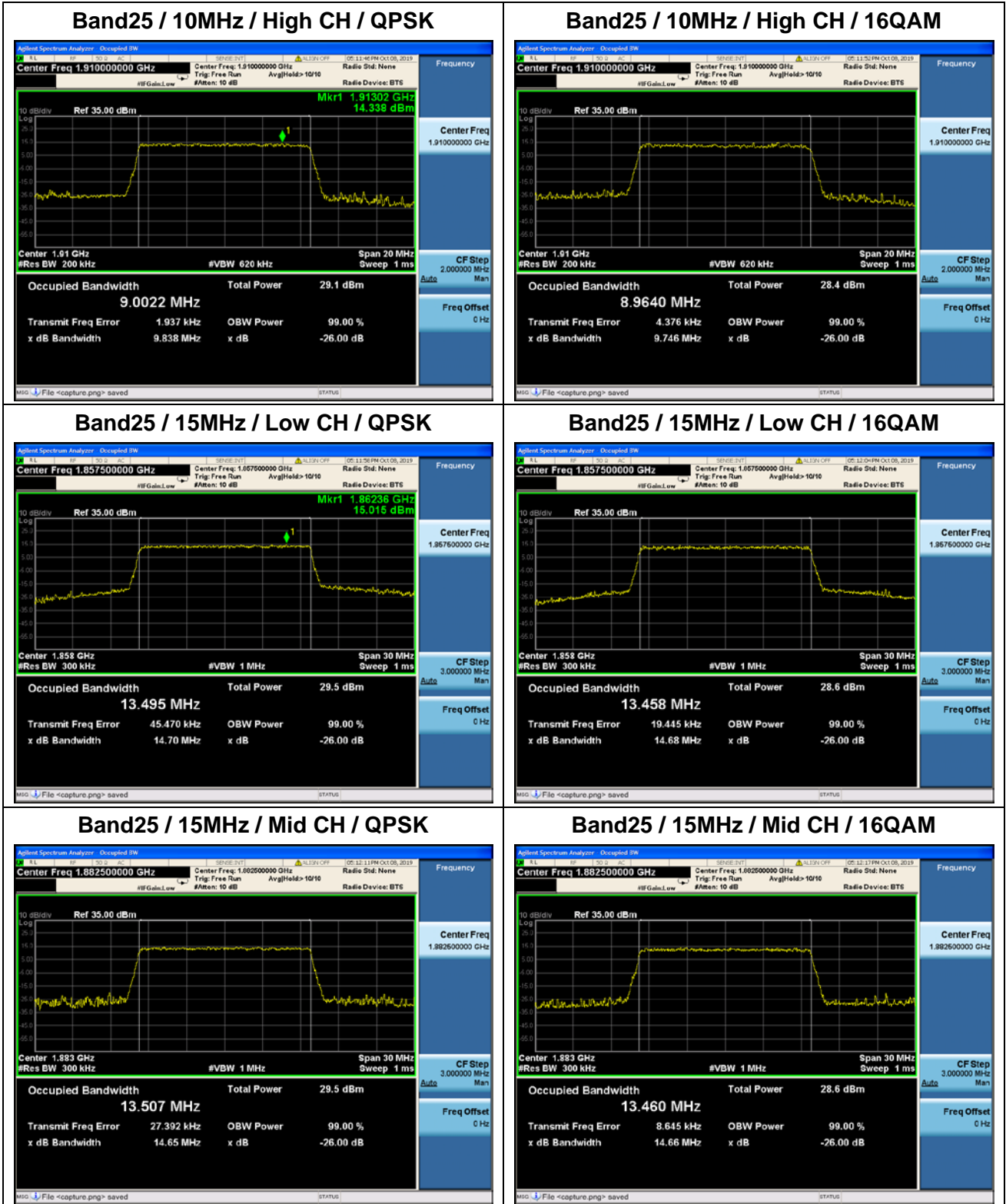


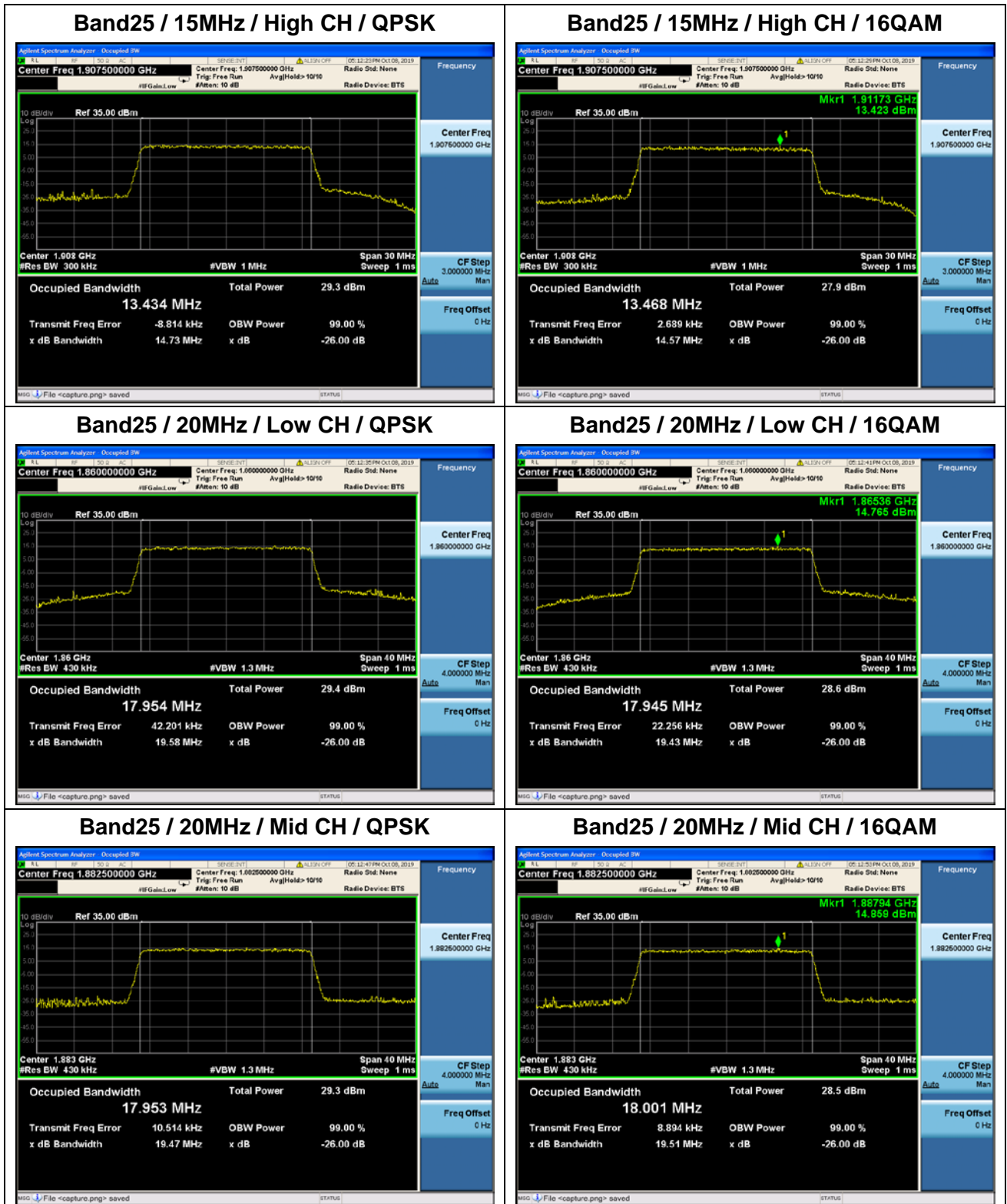
Band25 / 3MHz / Mid CH / 16QAM

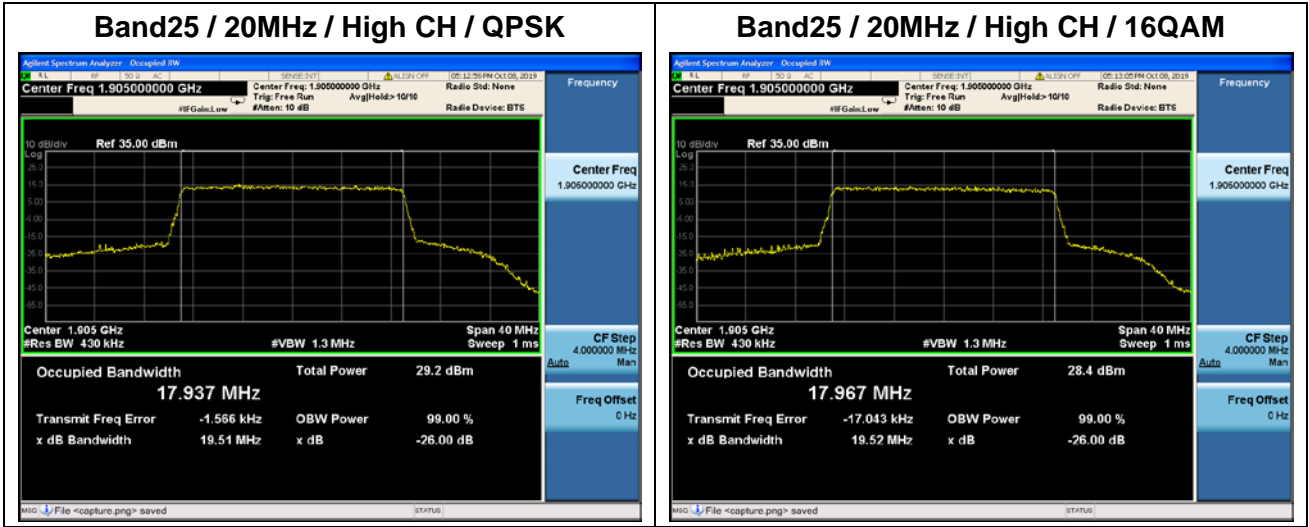












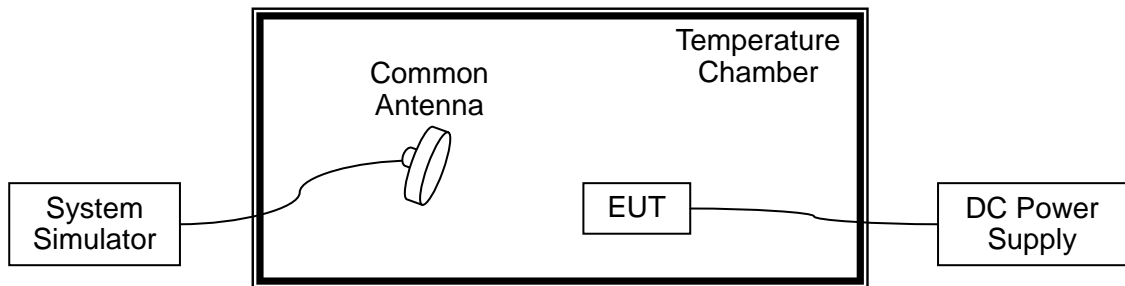
2.3. Frequency Stability

2.3.1. Requirement

According to FCC section 2.1055 & 27.54&24.235, the frequency stability shall be sufficient to ensure that the fundamental emission stays within the authorized frequency block. According to FCC section 2.1055, the test conditions are:

- (a) The temperature is varied from -10°C to $+45^{\circ}\text{C}$ at intervals of not more than 10°C .
- (b) For hand carried battery powered equipment, the primary supply voltage is reduced to the battery operating end point which shall be specified by the manufacture. The supply voltage shall be measured at the input to the cable normally provided with the equipment, or at the power supply terminals if cables are not normally provided.

2.3.2. Test Description



The EUT which is powered by the DC Power Supply directly, is located in the Temperature Chamber. The EUT is commanded by the System Simulator (SS) to operate at the maximum output power. A call is established between the EUT and the SS via a Common Antenna.

2.3.3. Test procedure

KDB 971168 D01v03 Section 9.0 and ANSI/TIA-603-E-2016.

2.3.4. Test Result

The nominal, highest and lowest extreme voltages are separately 3.85VDC, 4.2VDC and 3.6VDC, which are specified by the applicant; the normal temperature here used is 20°C .



LTE Band 2, QPSK, Channel 18900, Frequency 1880.0MHz					
Limit =Within Authorized Band					
Voltage(%)	Power(VDC)	Temp(°C)	Fre. Dev.(Hz)	Deviation (ppm)	Result
100	3.85	+20 (Ref)	53	0.028	PASS
100		-10	-58	-0.031	
100		0	42	0.022	
100		+10	-16	-0.009	
100		+20	-47	-0.025	
100		+30	25	0.013	
100		+40	47	0.025	
100		+50	13	0.007	
100		+55	26	0.014	
115		4.20	+20	-15	
85	3.60	+20	53	0.028	

LTE Band 4, QPSK, Channel 20175, Frequency 1732.5MHz					
Limit =Within Authorized Band					
Voltage(%)	Power(VDC)	Temp(°C)	Fre. Dev.(Hz)	Deviation (ppm)	Result
100	3.85	+20 (Ref)	53	0.031	PASS
100		-10	-57	-0.033	
100		0	42	0.024	
100		+10	-43	-0.025	
100		+20	-47	-0.027	
100		+30	31	0.018	
100		+40	47	0.027	
100		+50	53	0.031	
100		+55	26	0.015	
115		4.2	+20	-15	
85	3.6	+20	53	0.031	



LTE Band 5, QPSK, Channel 20525, Frequency 836.5MHz					
Limit=±2.5ppm					
Voltage (%)	Power (VDC)	Temp (°C)	Fre. Dev. (Hz)	Deviation (ppm)	Result
100	3.85	+20 (Ref)	52	0.025	PASS
100		-10	-57	-0.027	
100		0	38	0.018	
100		+10	-43	-0.021	
100		+20	-37	-0.018	
100		+30	73	0.035	
100		+40	47	0.022	
100		+50	27	0.013	
100		+55	26	0.012	
115		4.2	+20	-42	
85	3.6	+20	52	0.025	

LTE Band 12, QPSK, Channel 23095, Frequency 707.5MHz					
Limit =Within Authorized Band					
Voltage(%)	Power(VDC)	Temp(°C)	Fre. Dev.(Hz)	Deviation (ppm)	Result
100	3.85	+20 (Ref)	26	0.015	PASS
100		-10	-66	-0.037	
100		0	45	0.025	
100		+10	-27	-0.015	
100		+20	-27	-0.015	
100		+30	25	0.014	
100		+40	56	0.032	
100		+50	17	0.010	
100		+55	37	0.021	
115		4.2	+20	-25	
85	3.6	+20	26	0.015	



LTE Band 13, QPSK, Channel 23095, Frequency 707.5MHz					
Limit =Within Authorized Band					
Voltage(%)	Power(VDC)	Temp(°C)	Fre. Dev.(Hz)	Deviation (ppm)	Result
100	3.85	+20 (Ref)	26	0.010	PASS
100		-10	-42	-0.017	
100		0	45	0.018	
100		+10	-27	-0.011	
100		+20	-47	-0.019	
100		+30	25	0.010	
100		+40	26	0.010	
100		+50	17	0.007	
		+55	36	0.014	
115		4.2	+20	-25	
85	3.6	+20	26	0.010	

LTE Band 17, QPSK, Channel 23790, Frequency 710MHz					
Limit =Within Authorized Band					
Voltage(%)	Power(VDC)	Temp(°C)	Fre. Dev.(Hz)	Deviation (ppm)	Result
100	3.85	+20 (Ref)	51	0.029	PASS
100		-10	-53	-0.030	
100		0	42	0.024	
100		+10	-7	-0.004	
100		+20	-39	-0.022	
100		+30	27	0.015	
100		+40	37	0.021	
100		+50	13	0.007	
100		+55	36	0.020	
115		4.2	+20	-55	
85	3.6	+20	51	0.029	



LTE Band 25, QPSK, Channel 23095, Frequency 707.5MHz					
Limit =Within Authorized Band					
Voltage(%)	Power(VDC)	Temp(°C)	Fre. Dev.(Hz)	Deviation (ppm)	Result
100	3.85	+20 (Ref)	52	0.025	PASS
100		-10	-57	-0.027	
100		0	38	0.018	
100		+10	-43	-0.021	
100		+20	-37	-0.018	
100		+30	73	0.035	
100		+40	47	0.022	
100		+50	27	0.013	
100		+55	26	0.012	
115		4.2	+20	-42	
85	3.6	+20	52	0.025	

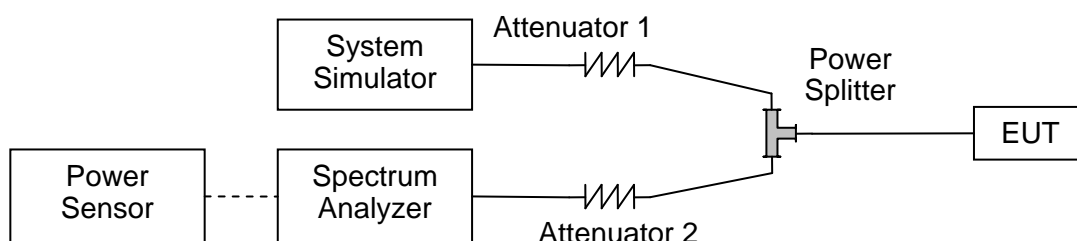
2.4. Peak to Average Ratio

2.4.1. Requirement

According to FCC section 24.232(d), the peak to average ratio (PAR) of the transmission may not exceed 13dB.

2.4.2. Test Description

A. Test Set:



The EUT is coupled to the Spectrum Analyzer (SA) and the System Simulator (SS) with Attenuators through the Power Splitter; the RF load attached to the EUT antenna terminal is 50 Ohm; the path loss as the factor is calibrated to correct the reading. The EUT is commanded by the SS to operate at the maximum output power. A call is established between the EUT and the SS.

2.4.3. Test procedure

KDB 971168 D01v03 Section 5.7 and ANSI/TIA-603-E-2016.

2.4.4. Test Result

Record the maximum PAPR level associated with a probability of 0.1%.



LTE Band 2					
BW(MHz)	Channel Level	Modulation	Peak to Average Radio(dB)	Limit (dB)	Verdict
1.4	Low	QPSK	5.33	<=13	PASS
1.4	Low	16QAM	6.06	<=13	PASS
1.4	Mid	QPSK	5.39	<=13	PASS
1.4	Mid	16QAM	5.81	<=13	PASS
1.4	High	QPSK	5.36	<=13	PASS
1.4	High	16QAM	5.91	<=13	PASS
3	Low	QPSK	5.2	<=13	PASS
3	Low	16QAM	5.98	<=13	PASS
3	Mid	QPSK	5.22	<=13	PASS
3	Mid	16QAM	5.83	<=13	PASS
3	High	QPSK	5.19	<=13	PASS
3	High	16QAM	5.91	<=13	PASS
5	Low	QPSK	5.22	<=13	PASS
5	Low	16QAM	5.9	<=13	PASS
5	Mid	QPSK	5.22	<=13	PASS
5	Mid	16QAM	5.84	<=13	PASS
5	High	QPSK	5.23	<=13	PASS
5	High	16QAM	5.89	<=13	PASS
10	Low	QPSK	5.21	<=13	PASS
10	Low	16QAM	5.96	<=13	PASS
10	Mid	QPSK	5.27	<=13	PASS
10	Mid	16QAM	5.89	<=13	PASS
10	High	QPSK	5.43	<=13	PASS
10	High	16QAM	6.0	<=13	PASS
15	Low	QPSK	5.13	<=13	PASS
15	Low	16QAM	5.98	<=13	PASS
15	Mid	QPSK	5.22	<=13	PASS
15	Mid	16QAM	5.83	<=13	PASS
15	High	QPSK	5.32	<=13	PASS
15	High	16QAM	6.04	<=13	PASS
20	Low	QPSK	5.29	<=13	PASS
20	Low	16QAM	6.08	<=13	PASS
20	Mid	QPSK	5.17	<=13	PASS
20	Mid	16QAM	5.91	<=13	PASS



20	High	QPSK	5.28	<=13	PASS
20	High	16QAM	6.14	<=13	PASS
LTE Band 4					
BW(MHz)	Channel Level	Modulation	Peak to Average Radio(dB)	Limit (dB)	Verdict
1.4	Low	QPSK	5.4	<=13	PASS
1.4	Low	16QAM	6.11	<=13	PASS
1.4	Mid	QPSK	5.43	<=13	PASS
1.4	Mid	16QAM	5.94	<=13	PASS
1.4	High	QPSK	5.57	<=13	PASS
1.4	High	16QAM	6.06	<=13	PASS
3	Low	QPSK	5.35	<=13	PASS
3	Low	16QAM	6.15	<=13	PASS
3	Mid	QPSK	5.17	<=13	PASS
3	Mid	16QAM	6.01	<=13	PASS
3	High	QPSK	5.19	<=13	PASS
3	High	16QAM	6.0	<=13	PASS
5	Low	QPSK	5.39	<=13	PASS
5	Low	16QAM	5.99	<=13	PASS
5	Mid	QPSK	5.29	<=13	PASS
5	Mid	16QAM	5.93	<=13	PASS
5	High	QPSK	5.3	<=13	PASS
5	High	16QAM	5.92	<=13	PASS
10	Low	QPSK	5.28	<=13	PASS
10	Low	16QAM	6.02	<=13	PASS
10	Mid	QPSK	5.35	<=13	PASS
10	Mid	16QAM	5.96	<=13	PASS
10	High	QPSK	5.31	<=13	PASS
10	High	16QAM	5.99	<=13	PASS
15	Low	QPSK	5.25	<=13	PASS
15	Low	16QAM	5.98	<=13	PASS
15	Mid	QPSK	5.22	<=13	PASS
15	Mid	16QAM	5.9	<=13	PASS
15	High	QPSK	5.25	<=13	PASS
15	High	16QAM	5.95	<=13	PASS
20	Low	QPSK	5.29	<=13	PASS
20	Low	16QAM	6.0	<=13	PASS



20	Mid	QPSK	5.21	<=13	PASS
20	Mid	16QAM	5.95	<=13	PASS
20	High	QPSK	5.18	<=13	PASS
20	High	16QAM	5.92	<=13	PASS
LTE Band 5					
BW(MHz)	Channel Level	Modulation	Peak to Average Radio(dB)	Limit (dB)	Verdict
1.4	Low	QPSK	5.65	<=13	PASS
1.4	Low	16QAM	6.14	<=13	PASS
1.4	Mid	QPSK	5.62	<=13	PASS
1.4	Mid	16QAM	6.09	<=13	PASS
1.4	High	QPSK	5.49	<=13	PASS
1.4	High	16QAM	6.02	<=13	PASS
3	Low	QPSK	5.28	<=13	PASS
3	Low	16QAM	6.1	<=13	PASS
3	Mid	QPSK	5.3	<=13	PASS
3	Mid	16QAM	6.09	<=13	PASS
3	High	QPSK	5.23	<=13	PASS
3	High	16QAM	5.99	<=13	PASS
5	Low	QPSK	5.19	<=13	PASS
5	Low	16QAM	5.98	<=13	PASS
5	Mid	QPSK	5.38	<=13	PASS
5	Mid	16QAM	6.03	<=13	PASS
5	High	QPSK	5.17	<=13	PASS
5	High	16QAM	5.96	<=13	PASS
10	Low	QPSK	5.23	<=13	PASS
10	Low	16QAM	6.01	<=13	PASS
10	Mid	QPSK	5.33	<=13	PASS
10	Mid	16QAM	6.0	<=13	PASS
10	High	QPSK	5.35	<=13	PASS
10	High	16QAM	6.05	<=13	PASS



LTE Band 12					
BW(MHz)	Channel Level	Modulation	Peak to Average Radio(dB)	Limit (dB)	Verdict
1.4	Low	QPSK	5.56	<=13	PASS
1.4	Low	16QAM	6.03	<=13	PASS
1.4	Mid	QPSK	5.48	<=13	PASS
1.4	Mid	16QAM	5.97	<=13	PASS
1.4	High	QPSK	5.46	<=13	PASS
1.4	High	16QAM	5.97	<=13	PASS
3	Low	QPSK	5.3	<=13	PASS
3	Low	16QAM	6.03	<=13	PASS
3	Mid	QPSK	5.25	<=13	PASS
3	Mid	16QAM	6.0	<=13	PASS
3	High	QPSK	5.27	<=13	PASS
3	High	16QAM	6.01	<=13	PASS
5	Low	QPSK	5.37	<=13	PASS
5	Low	16QAM	5.92	<=13	PASS
5	Mid	QPSK	5.32	<=13	PASS
5	Mid	16QAM	5.92	<=13	PASS
5	High	QPSK	5.38	<=13	PASS
5	High	16QAM	5.98	<=13	PASS
10	Low	QPSK	5.36	<=13	PASS
10	Low	16QAM	5.95	<=13	PASS
10	Mid	QPSK	5.36	<=13	PASS
10	Mid	16QAM	5.97	<=13	PASS
10	High	QPSK	5.42	<=13	PASS
10	High	16QAM	5.99	<=13	PASS



LTE Band 13					
BW(MHz)	Channel Level	Modulation	Peak to Average Radio(dB)	Limit (dB)	Verdict
5	Low	QPSK	4.9	<=13	PASS
5	Low	16QAM	5.67	<=13	PASS
5	Mid	QPSK	4.8	<=13	PASS
5	Mid	16QAM	5.58	<=13	PASS
5	High	QPSK	4.87	<=13	PASS
5	High	16QAM	5.71	<=13	PASS
10	Mid	QPSK	4.9	<=13	PASS
10	Mid	16QAM	5.71	<=13	PASS

LTE Band 17					
BW(MHz)	Channel Level	Modulation	Peak to Average Radio(dB)	Limit (dB)	Verdict
5	Low	QPSK	5.36	<=13	PASS
5	Low	16QAM	5.96	<=13	PASS
5	Mid	QPSK	5.39	<=13	PASS
5	Mid	16QAM	5.98	<=13	PASS
5	High	QPSK	5.42	<=13	PASS
5	High	16QAM	5.98	<=13	PASS
10	Low	QPSK	5.4	<=13	PASS
10	Low	16QAM	5.98	<=13	PASS
10	Mid	QPSK	5.42	<=13	PASS
10	Mid	16QAM	6.0	<=13	PASS
10	High	QPSK	5.41	<=13	PASS
10	High	16QAM	6.0	<=13	PASS

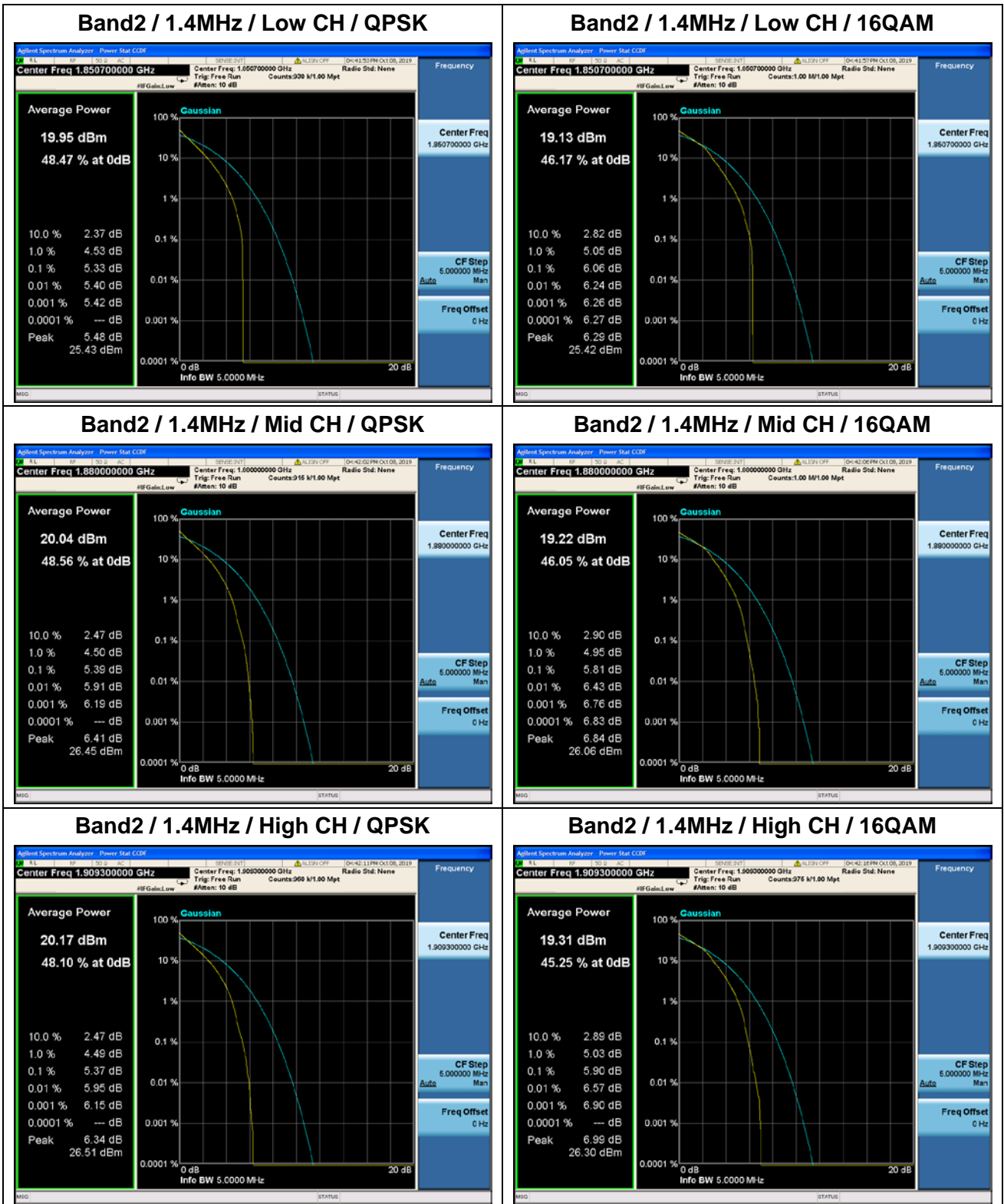


LTE Band 25					
BW(MHz)	Channel Level	Modulation	Peak to Average Radio(dB)	Limit (dB)	Verdict
1.4	Low	QPSK	5.5	<=13	PASS
1.4	Low	16QAM	6.1	<=13	PASS
1.4	Mid	QPSK	5.45	<=13	PASS
1.4	Mid	16QAM	5.96	<=13	PASS
1.4	High	QPSK	5.38	<=13	PASS
1.4	High	16QAM	5.97	<=13	PASS
3	Low	QPSK	5.31	<=13	PASS
3	Low	16QAM	6.04	<=13	PASS
3	Mid	QPSK	5.16	<=13	PASS
3	Mid	16QAM	5.93	<=13	PASS
3	High	QPSK	5.24	<=13	PASS
3	High	16QAM	5.96	<=13	PASS
5	Low	QPSK	5.37	<=13	PASS
5	Low	16QAM	5.98	<=13	PASS
5	Mid	QPSK	5.3	<=13	PASS
5	Mid	16QAM	5.91	<=13	PASS
5	High	QPSK	5.29	<=13	PASS
5	High	16QAM	5.94	<=13	PASS
10	Low	QPSK	5.44	<=13	PASS
10	Low	16QAM	5.99	<=13	PASS
10	Mid	QPSK	5.34	<=13	PASS
10	Mid	16QAM	5.93	<=13	PASS
10	High	QPSK	5.4	<=13	PASS
10	High	16QAM	6.01	<=13	PASS
15	Low	QPSK	5.36	<=13	PASS
15	Low	16QAM	6.06	<=13	PASS
15	Mid	QPSK	5.27	<=13	PASS
15	Mid	16QAM	5.93	<=13	PASS
15	High	QPSK	5.24	<=13	PASS
15	High	16QAM	5.95	<=13	PASS



REPORT No. : SZ19100008W02

20	Low	QPSK	5.35	<=13	PASS
20	Low	16QAM	6.09	<=13	PASS
20	Mid	QPSK	5.22	<=13	PASS
20	Mid	16QAM	5.97	<=13	PASS
20	High	QPSK	5.3	<=13	PASS
20	High	16QAM	6.04	<=13	PASS

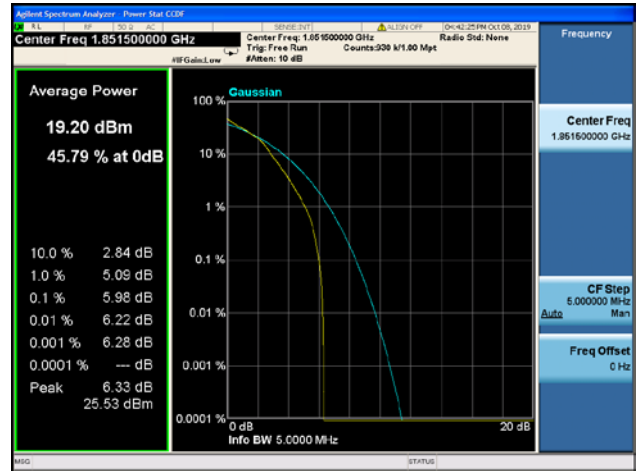




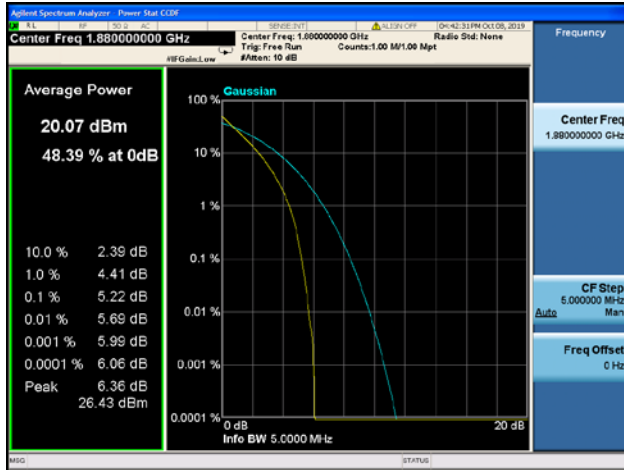
Band2 / 3MHz / Low CH / QPSK



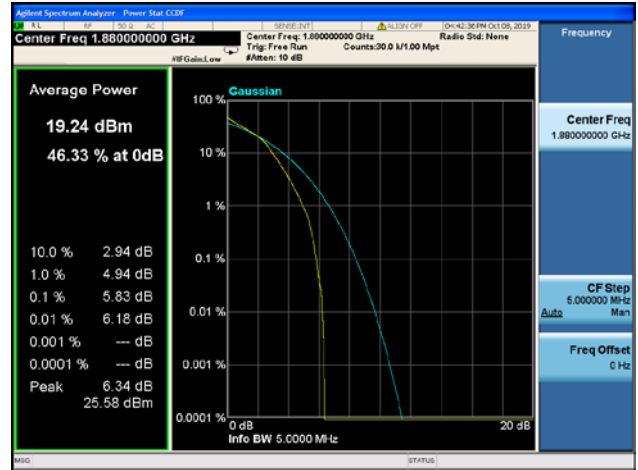
Band2 / 3MHz / Low CH / 16QAM



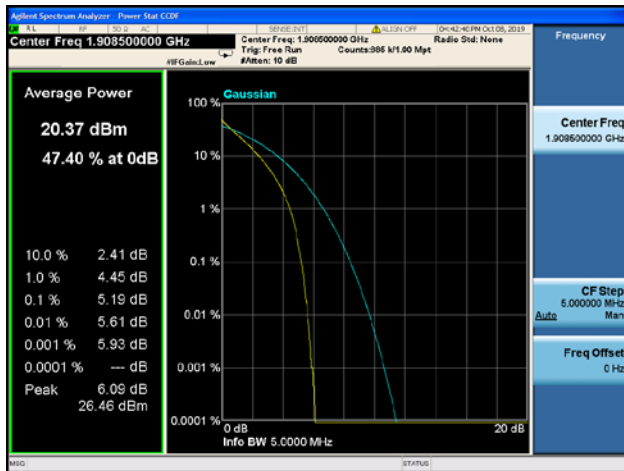
Band2 / 3MHz / Mid CH / QPSK



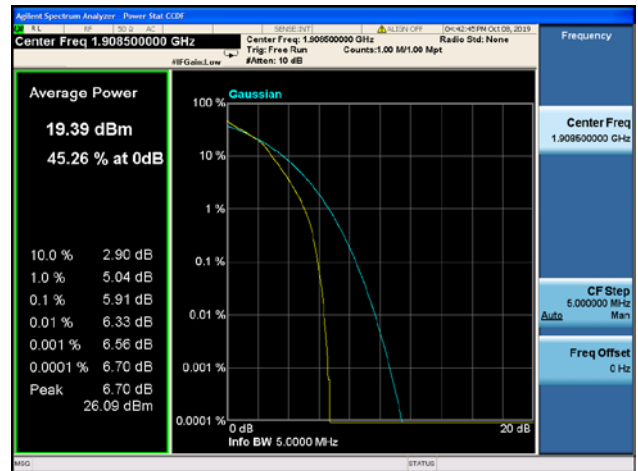
Band2 / 3MHz / Mid CH / 16QAM

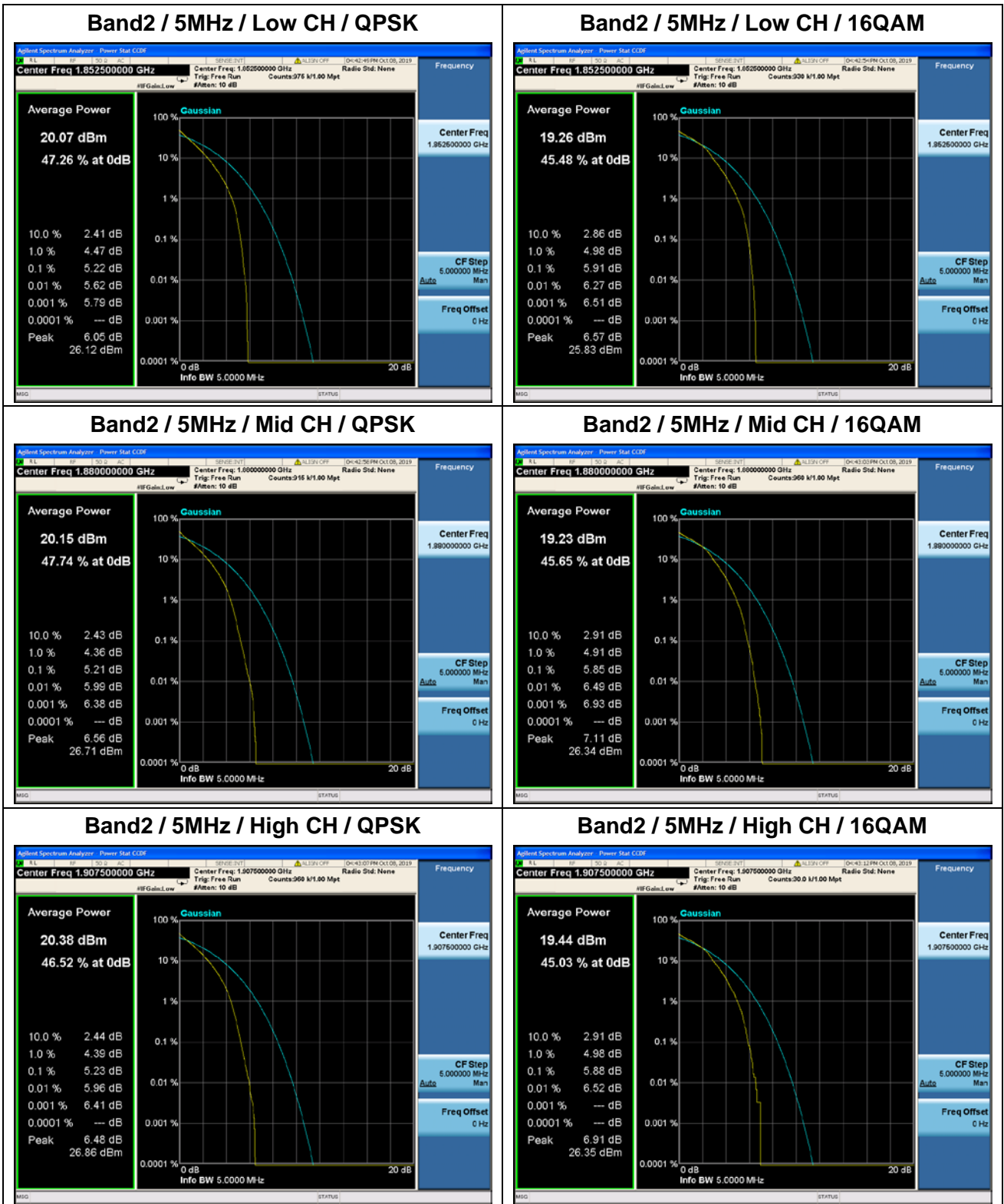


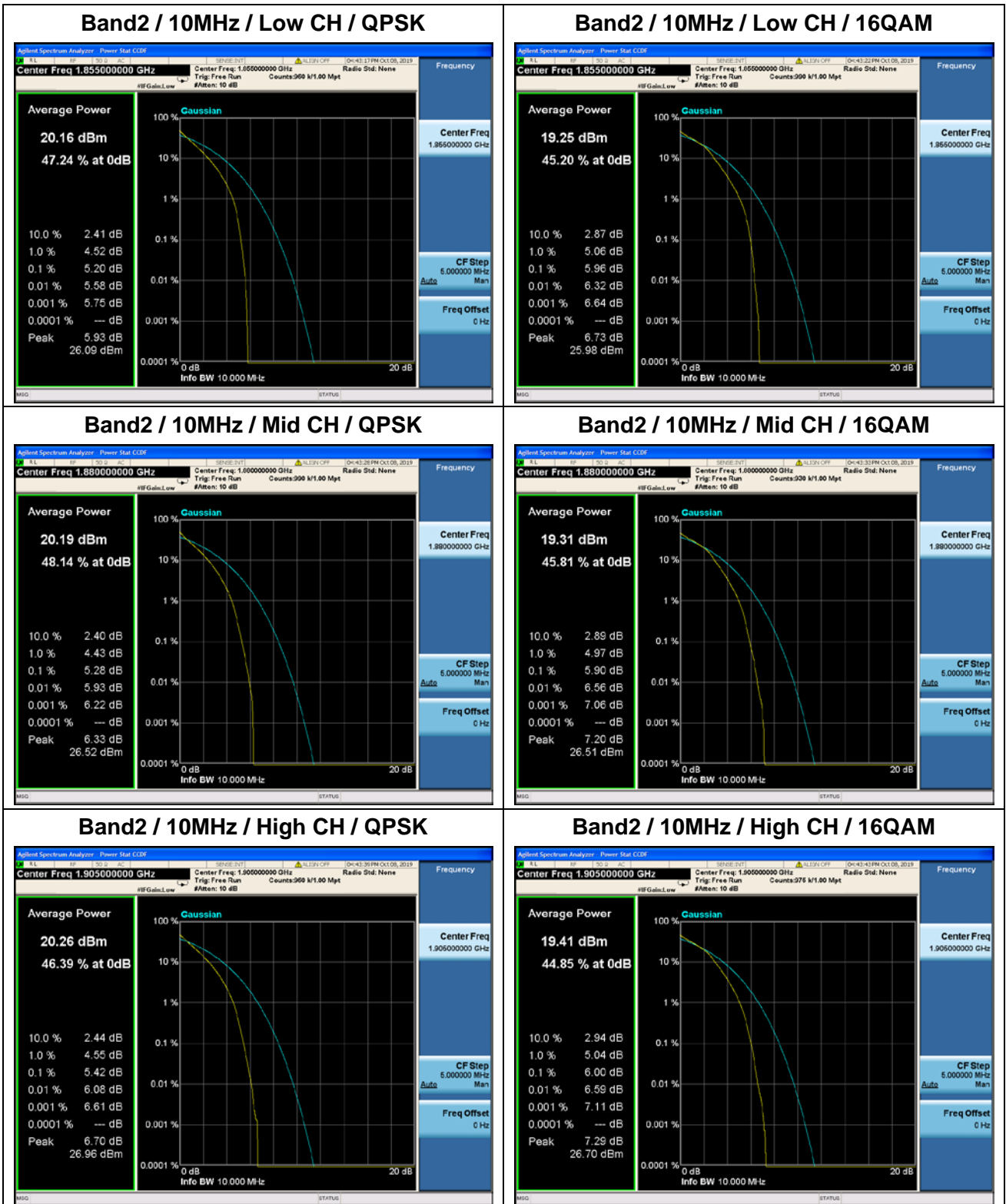
Band2 / 3MHz / High CH / QPSK



Band2 / 3MHz / High CH / 16QAM

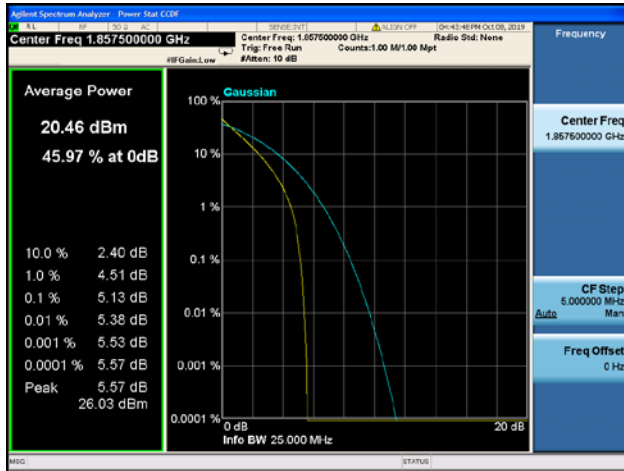




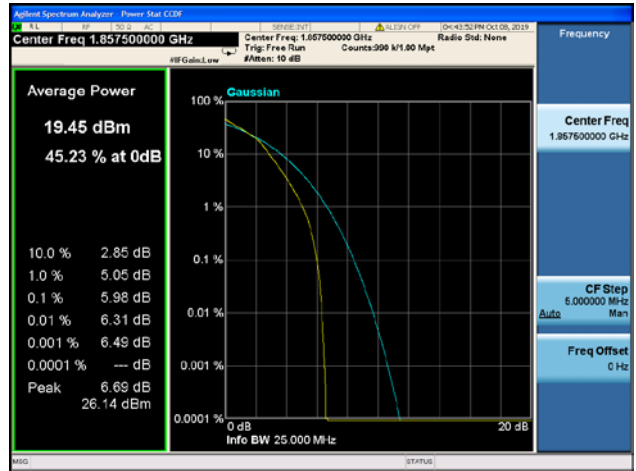




Band2 / 15MHz / Low CH / QPSK



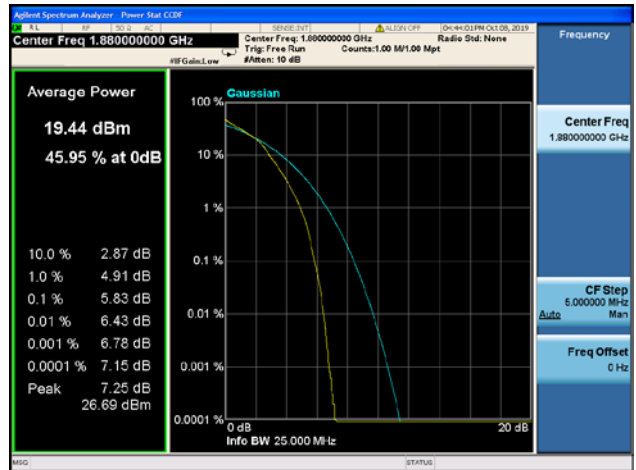
Band2 / 15MHz / Low CH / 16QAM



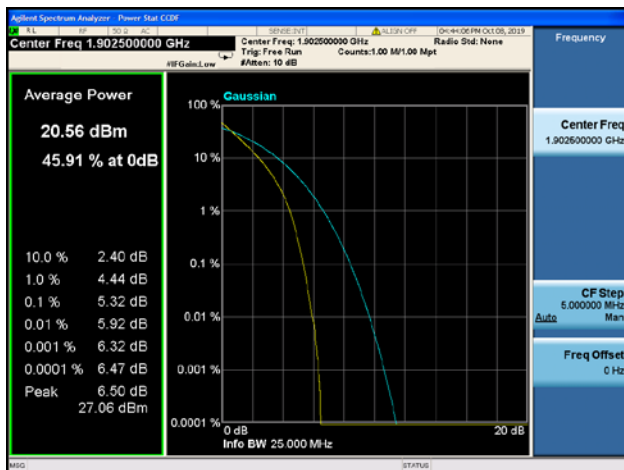
Band2 / 15MHz / Mid CH / QPSK



Band2 / 15MHz / Mid CH / 16QAM



Band2 / 15MHz / High CH / QPSK



Band2 / 15MHz / High CH / 16QAM

