

Hearing Aid Compatibility (HAC)

TEST REPORT

<For RF-Emission Measurement>



Model No.(EUT):	L51
Company Name	GREAT TALENT TECHNOLOGY LIMITED
Company Address	RM602,T3 Software Park,Hi-Tech Park South,Nanshan, Shenzhen,China
FCC ID	2ALZM-L51
Date of receive	Mar. 07, 2019
Date of test	Mar. 29, 2019
Date of Issue	Apr. 11, 2019

Standards:

ANSI C63.19-2011**FCC RULE PART(S): 47 CFR PART 20.19(B)****HAC CATEGORY: M4 (M Category)**

In the configuration tested, the EUT complied with the standards specified above.

Remarks:

This report details the results of the testing carried out on one sample, the results contained in this test report do not relate to other samples of the same product. The manufacturer should ensure that all products in series production are in conformity with the product sample detailed in this report.

The test results of this report relate only to the tested sample (EUT) identified in this re-port.

The test Report of full or partial shall not copy. Without written approval of Compliance Certification Services Inc. (Wugu Laboratory).

Signed on behalf of SGS**Engineer****Stella.Chang****Date: Apr. 11, 2019**
Asst. Manager**Alex.wu****Date: Apr. 11, 2019**

Unless otherwise stated the results shown in this test report refer only to the sample(s) tested and such sample(s) are retained for 90 days only.

除非另有說明，此報告結果僅對測試之樣品負責，同時此樣品僅保留90天。本報告未經本公司書面許可，不可部份複製。

This document is issued by the Company subject to its General Conditions of Service printed overleaf, available on request or accessible at www.sgs.com/terms_and_conditions.htm and for electronic format documents, subject to Terms and Conditions for Electronic Documents at www.sgs.com/terms_e-document.htm. Attention is drawn to the limitation of liability, indemnification and jurisdiction issues defined therein. Any holder of this document is advised that information contained hereon reflects the Company's findings at the time of its intervention only and within the limits of Client's instructions, if any. The Company's sole responsibility is to its Client and this document does not exonerate parties to a transaction from exercising all their rights and obligations under the transaction documents. This document cannot be reproduced except in full, without prior written approval of the Company. Any unauthorized alteration, forgery or falsification of the content or appearance of this document is unlawful and offenders may be prosecuted to the fullest extent of the law.

Revision History

Report Number	Revision	Description	Issue Date
T190329W04	Rev.00	Initial creation of document	Apr. 11, 2019

Unless otherwise stated the results shown in this test report refer only to the sample(s) tested and such sample(s) are retained for 90 days only.

除非另有說明，此報告結果僅對測試之樣品負責，同時此樣品僅保留90天。本報告未經本公司書面許可，不可部份複製。

This document is issued by the Company subject to its General Conditions of Service printed overleaf, available on request or accessible at www.sgs.com/terms_and_conditions.htm and for electronic format documents, subject to Terms and Conditions for Electronic Documents at www.sgs.com/terms_e-document.htm. Attention is drawn to the limitation of liability, indemnification and jurisdiction issues defined therein. Any holder of this document is advised that information contained hereon reflects the Company's findings at the time of its intervention only and within the limits of Client's instructions, if any. The Company's sole responsibility is to its Client and this document does not exonerate parties to a transaction from exercising all their rights and obligations under the transaction documents. This document cannot be reproduced except in full, without prior written approval of the Company. Any unauthorized alteration, forgery or falsification of the content or appearance of this document is unlawful and offenders may be prosecuted to the fullest extent of the law.

Table of Contents

1. Introduction	4
2. Testing Laboratory	5
3. Details of Applicant	5
4. Description of EUT	6
5. Air Interfaces and Bands	8
6. Test Environment	9
7. Description of test system	10
8. Test Procedure	14
9. System Verification	16
10. Modulation Interference Factor	17
11. Maximum Average Antenna input power	19
12. Justification of held to ear modes tested	20
13. ANSI C63.19-2011 performance and categories	22
14. Instruments List	23
15. Summary of Results	25
16. Measurement Data	26
17. System Verification data	44
18. DAE & Probe Calibration Certificate	48
19. Uncertainty Budget	91
20. System Validation from Original Equipment Supplier	92

Unless otherwise stated the results shown in this test report refer only to the sample(s) tested and such sample(s) are retained for 90 days only.

除非另有說明，此報告結果僅對測試之樣品負責，同時此樣品僅保留90天。本報告未經本公司書面許可，不可部份複製。

This document is issued by the Company subject to its General Conditions of Service printed overleaf, available on request or accessible at www.sgs.com/terms_and_conditions.htm and for electronic format documents, subject to Terms and Conditions for Electronic Documents at www.sgs.com/terms_e-document.htm. Attention is drawn to the limitation of liability, indemnification and jurisdiction issues defined therein. Any holder of this document is advised that information contained hereon reflects the Company's findings at the time of its intervention only and within the limits of Client's instructions, if any. The Company's sole responsibility is to its Client and this document does not exonerate parties to a transaction from exercising all their rights and obligations under the transaction documents. This document cannot be reproduced except in full, without prior written approval of the Company. Any unauthorized alteration, forgery or falsification of the content or appearance of this document is unlawful and offenders may be prosecuted to the fullest extent of the law.

1. Introduction

The purpose of the Hearing Aid Compatibility is to enable measurements of the near electric fields generated by wireless communication devices in the region controlled for use by a hearing aid in accordance with ANSI-C63.19-2011

The purpose of this standard is to establish categories for hearing aids and for WD (wireless communications devices) that can indicate to health care practitioners and hearing aid users which hearing aids are compatible with which WD, and to provide tests that can be used to assess the electromagnetic characteristics of hearing aids and WD and assign them to these categories. The various parameters required, in order to demonstrate compatibility and accessibility are measured. The design of the standard is such that when a hearing aid and WD achieve one of the categories specified, as measured by the methodology of this standard, the indicated performance is realized.

In order to provide for the usability of a hearing aid with a WD, several factors must be coordinated:

a) Radio frequency (RF) measurements of the near-field electric fields emitted by a WD to categorize these emissions for correlation with the RF immunity of a hearing aid.

Hence, the following are measurements made for the WD:
RF E-Field emissions

The measurement plane is parallel to, and 1.5cm in front of, the reference plane.

Applications for certification of equipment operation under part 20, that a manufacturer is seeking to certify as hearing aid compatible, as set forth in §20.19 of that part, shall include a statement indication compliance with the test requirements of §20.19 and indicating the appropriate U-rating for the equipment. The manufacturer of the equipment shall be responsible for maintaining the test results.

Unless otherwise stated the results shown in this test report refer only to the sample(s) tested and such sample(s) are retained for 90 days only.

除非另有說明，此報告結果僅對測試之樣品負責，同時此樣品僅保留90天。本報告未經本公司書面許可，不可部份複製。

This document is issued by the Company subject to its General Conditions of Service printed overleaf, available on request or accessible at www.sgs.com/terms_and_conditions.htm and for electronic format documents, subject to Terms and Conditions for Electronic Documents at www.sgs.com/terms_e-document.htm. Attention is drawn to the limitation of liability, indemnification and jurisdiction issues defined therein. Any holder of this document is advised that information contained hereon reflects the Company's findings at the time of its intervention only and within the limits of Client's instructions, if any. The Company's sole responsibility is to its Client and this document does not exonerate parties to a transaction from exercising all their rights and obligations under the transaction documents. This document cannot be reproduced except in full, without prior written approval of the Company. Any unauthorized alteration, forgery or falsification of the content or appearance of this document is unlawful and offenders may be prosecuted to the fullest extent of the law.

2. Testing Laboratory

Company Name	Compliance Certification Services Inc.
Company address	No.11, Wugong 6th Rd., Wugu Dist., New Taipei City 24891, Taiwan. (R.O.C.)
Website	http://www.ccsrf.com

3. Details of Applicant

Applicant Name	GREAT TALENT TECHNOLOGY LIMITED
Applicant Address	RM602,T3 Software Park,Hi-Tech Park South,Nanshan, Shenzhen,China

Unless otherwise stated the results shown in this test report refer only to the sample(s) tested and such sample(s) are retained for 90 days only.

除非另有說明，此報告結果僅對測試之樣品負責，同時此樣品僅保留90天。本報告未經本公司書面許可，不可部份複製。

This document is issued by the Company subject to its General Conditions of Service printed overleaf, available on request or accessible at www.sgs.com/terms_and_conditions.htm and for electronic format documents, subject to Terms and Conditions for Electronic Documents at www.sgs.com/terms_e-document.htm. Attention is drawn to the limitation of liability, indemnification and jurisdiction issues defined therein. Any holder of this document is advised that information contained hereon reflects the Company's findings at the time of its intervention only and within the limits of Client's instructions, if any. The Company's sole responsibility is to its Client and this document does not exonerate parties to a transaction from exercising all their rights and obligations under the transaction documents. This document cannot be reproduced except in full, without prior written approval of the Company. Any unauthorized alteration, forgery or falsification of the content or appearance of this document is unlawful and offenders may be prosecuted to the fullest extent of the law.

4. Description of EUT

Model No.	L51			
FCC ID	2ALZM-L51			
Mode of Operation	<input checked="" type="checkbox"/> CDMA 1xRTT <input checked="" type="checkbox"/> CDMA EVDO <input checked="" type="checkbox"/> LTE FDD <input checked="" type="checkbox"/> LTE TDD <input checked="" type="checkbox"/> WLAN802.11b/g/n/(20M) <input checked="" type="checkbox"/> Bluetooth			
Duty Cycle	CDMA	1		
	LTE FDD	1		
	LTE TDD	0.633		
	WLAN802.11b/g/n(20M)	1		
	Bluetooth	1		
TX Frequency Range (MHz)	CDMA BC 0	824	—	849
	CDMA BC 1	1850	—	1910
	CDMA BC 10	815	—	826
	LTE FDD Band 13	777	—	787
	LTE FDD Band 25	1850	—	1915
	LTE FDD Band 26	814	—	849
	LTE FDD Band 41	2496	—	2690
	WLAN802.11 b/g/n(20M)	2412	—	2462
	Bluetooth	2402	—	2480

Unless otherwise stated the results shown in this test report refer only to the sample(s) tested and such sample(s) are retained for 90 days only.

除非另有說明，此報告結果僅對測試之樣品負責，同時此樣品僅保留90天。本報告未經本公司書面許可，不可部份複製。

This document is issued by the Company subject to its General Conditions of Service printed overleaf, available on request or accessible at www.sgs.com/terms_and_conditions.htm and for electronic format documents, subject to Terms and Conditions for Electronic Documents at www.sgs.com/terms_e-document.htm. Attention is drawn to the limitation of liability, indemnification and jurisdiction issues defined therein. Any holder of this document is advised that information contained hereon reflects the Company's findings at the time of its intervention only and within the limits of Client's instructions, if any. The Company's sole responsibility is to its Client and this document does not exonerate parties to a transaction from exercising all their rights and obligations under the transaction documents. This document cannot be reproduced except in full, without prior written approval of the Company. Any unauthorized alteration, forgery or falsification of the content or appearance of this document is unlawful and offenders may be prosecuted to the fullest extent of the law.

Channel Number (ARFCN)	CDMA BC 0	1013	—	777
	CDMA BC 1	25	—	1175
	CDMA BC 10	476	—	684
	LTE FDD Band 13	23205	—	23255
	LTE FDD Band 25	26047	—	26683
	LTE FDD Band 26	26697	—	27033
	LTE TDD Band 41	39675	—	41565
	WLAN802.11 b/g/n(20M)	1	—	11
	Bluetooth	0	—	78

Unless otherwise stated the results shown in this test report refer only to the sample(s) tested and such sample(s) are retained for 90 days only.

除非另有說明，此報告結果僅對測試之樣品負責，同時此樣品僅保留90天。本報告未經本公司書面許可，不可部份複製。

This document is issued by the Company subject to its General Conditions of Service printed overleaf, available on request or accessible at www.sgs.com/terms_and_conditions.htm and for electronic format documents, subject to Terms and Conditions for Electronic Documents at www.sgs.com/terms_e-document.htm. Attention is drawn to the limitation of liability, indemnification and jurisdiction issues defined therein. Any holder of this document is advised that information contained hereon reflects the Company's findings at the time of its intervention only and within the limits of Client's instructions, if any. The Company's sole responsibility is to its Client and this document does not exonerate parties to a transaction from exercising all their rights and obligations under the transaction documents. This document cannot be reproduced except in full, without prior written approval of the Company. Any unauthorized alteration, forgery or falsification of the content or appearance of this document is unlawful and offenders may be prosecuted to the fullest extent of the law.

5. Air Interfaces and Bands

Air Interface	Band (MHz)	Type	ANSI C63.19 Tested	Simultaneous Transmitter	Name of Voice Service	Power Reduction
CDMA	BC0	VO	Yes	BT or Wi-Fi	CMRS voice service*	NA
	BC1					
	BC10					
	EVDO	DT	NA		NA	
LTE FDD	13	DT	NA	BT or Wi-Fi	NA	NA
	25					
	26					
LTE TDD	41	DT	NA	BT or Wi-Fi	NA	NA
Wi-Fi	2450	DT	NA	WWAN	NA	NA
BT	2450	DT	NA	WWAN	NA	NA

VO: Legacy Cellular Voice Service from Table 7.1 in 7.4.2.1 of ANSI C63.19-2011

DT: Digital Transport (no voice)

VD: IP Voice Service over Digital Transport

Note

1. *: Ref Lev in accordance with 7.4.2.1 of ANSI C63.19-2011

Unless otherwise stated the results shown in this test report refer only to the sample(s) tested and such sample(s) are retained for 90 days only.

除非另有說明，此報告結果僅對測試之樣品負責，同時此樣品僅保留90天。本報告未經本公司書面許可，不可部份複製。

This document is issued by the Company subject to its General Conditions of Service printed overleaf, available on request or accessible at www.sgs.com/terms_and_conditions.htm and for electronic format documents, subject to Terms and Conditions for Electronic Documents at www.sgs.com/terms_e-document.htm. Attention is drawn to the limitation of liability, indemnification and jurisdiction issues defined therein. Any holder of this document is advised that information contained hereon reflects the Company's findings at the time of its intervention only and within the limits of Client's instructions, if any. The Company's sole responsibility is to its Client and this document does not exonerate parties to a transaction from exercising all their rights and obligations under the transaction documents. This document cannot be reproduced except in full, without prior written approval of the Company. Any unauthorized alteration, forgery or falsification of the content or appearance of this document is unlawful and offenders may be prosecuted to the fullest extent of the law.

6. Test Environment

Ambient Temperature	21.7° C
Relative Humidity	<80 %

Unless otherwise stated the results shown in this test report refer only to the sample(s) tested and such sample(s) are retained for 90 days only.

除非另有說明，此報告結果僅對測試之樣品負責，同時此樣品僅保留90天。本報告未經本公司書面許可，不可部份複製。

This document is issued by the Company subject to its General Conditions of Service printed overleaf, available on request or accessible at www.sgs.com/terms_and_conditions.htm and for electronic format documents, subject to Terms and Conditions for Electronic Documents at www.sgs.com/terms_e-document.htm. Attention is drawn to the limitation of liability, indemnification and jurisdiction issues defined therein. Any holder of this document is advised that information contained hereon reflects the Company's findings at the time of its intervention only and within the limits of Client's instructions, if any. The Company's sole responsibility is to its Client and this document does not exonerate parties to a transaction from exercising all their rights and obligations under the transaction documents. This document cannot be reproduced except in full, without prior written approval of the Company. Any unauthorized alteration, forgery or falsification of the content or appearance of this document is unlawful and offenders may be prosecuted to the fullest extent of the law.

7. Description of test system

7.1 Measurement system Diagram for SPEAG Robotic

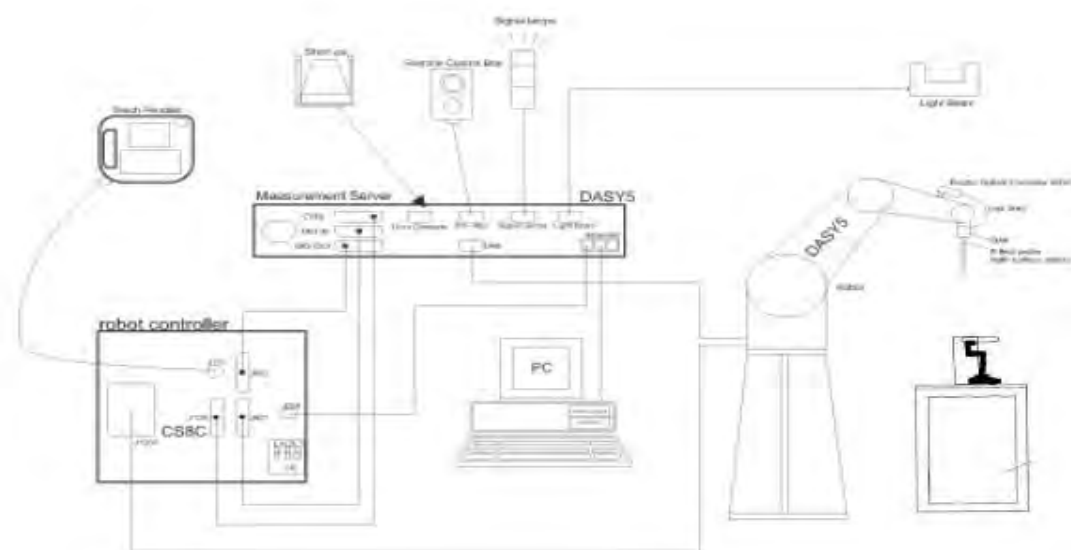


Fig.1 The SPEAG Robotic Diagram

The DASY5 system for performing compliance tests consists of the following items:

- A standard high precision 6-axis robot (Staubli RX family) with controller, teach pendant and software. An arm extension is for accommodating the data acquisition electronics (DAE).
- E Field probe.
- A data acquisition electronics (DAE) which performs the signal amplification, signal multiplexing, AD-conversion, offset measurements, mechanical surface detection, collision detection, etc. The unit is battery powered with standard or rechargeable batteries. The signal is optically transmitted to the EOC.
- The Electro-optical converter (EOC) performs the conversion between optical and electrical of the signals for the digital communication to the DAE and for the analog signal from the optical surface detection. The EOC is connected to the measurement server.
- The function of the measurement server is to perform the time critical tasks such as signal filtering, control of the robot operation and fast movement interrupts.

Unless otherwise stated the results shown in this test report refer only to the sample(s) tested and such sample(s) are retained for 90 days only.

除非另有說明，此報告結果僅對測試之樣品負責，同時此樣品僅保留90天。本報告未經本公司書面許可，不可部份複製。

This document is issued by the Company subject to its General Conditions of Service printed overleaf, available on request or accessible at www.sgs.com/terms_and_conditions.htm and for electronic format documents, subject to Terms and Conditions for Electronic Documents at www.sgs.com/terms_e-document.htm. Attention is drawn to the limitation of liability, indemnification and jurisdiction issues defined therein. Any holder of this document is advised that information contained hereon reflects the Company's findings at the time of its intervention only and within the limits of Client's instructions, if any. The Company's sole responsibility is to its Client and this document does not exonerate parties to a transaction from exercising all their rights and obligations under the transaction documents. This document cannot be reproduced except in full, without prior written approval of the Company. Any unauthorized alteration, forgery or falsification of the content or appearance of this document is unlawful and offenders may be prosecuted to the fullest extent of the law.


- A probe alignment unit which improves the (absolute) accuracy of the probe positioning.
- A computer operating Windows 7.
- DASY5 software.
- Remote control with teach pendant and additional circuitry for robot safety such as warning lamps, etc.
- The Test Arch phantom.
- The device holder for handheld mobile phones.
- Validation dipole kits allowing to validate the proper functioning of the system.

Unless otherwise stated the results shown in this test report refer only to the sample(s) tested and such sample(s) are retained for 90 days only.


除非另有說明，此報告結果僅對測試之樣品負責，同時此樣品僅保留90天。本報告未經本公司書面許可，不可部份複製。

This document is issued by the Company subject to its General Conditions of Service printed overleaf, available on request or accessible at www.sgs.com/terms_and_conditions.htm and for electronic format documents, subject to Terms and Conditions for Electronic Documents at www.sgs.com/terms_e-document.htm. Attention is drawn to the limitation of liability, indemnification and jurisdiction issues defined therein. Any holder of this document is advised that information contained hereon reflects the Company's findings at the time of its intervention only and within the limits of Client's instructions, if any. The Company's sole responsibility is to its Client and this document does not exonerate parties to a transaction from exercising all their rights and obligations under the transaction documents. This document cannot be reproduced except in full, without prior written approval of the Company. Any unauthorized alteration, forgery or falsification of the content or appearance of this document is unlawful and offenders may be prosecuted to the fullest extent of the law.

7.2 E Field Probe

Construction	One dipole parallel, two dipoles normal to probe axis Built-in shielding against static charges PEEK enclosure material	 ER3DV6 E-Field Probe
Calibration	In air from 100 MHz to 3.0 GHz (absolute accuracy $\pm 6.0\%$, k=2)	
Frequency	(extended to 20 MHz for MRI), Linearity: ± 0.2 dB (100 MHz to 3 GHz)	
Directivity	± 0.2 dB in air (rotation around probe axis) ± 0.4 dB in air (rotation normal to probe axis)	
Dynamic Range	2 V/m to > 1000 V/m; Linearity: ± 0.2 dB	
Dimensions	Tip diameter: 8 mm Distance from probe tip to dipole centers: 2.5 mm	

7.3 Test Arch


Description	Enables easy and well defined positioning of the phone and validation dipoles as well as simple teaching of the robot.	 Test Arch
Dimensions	length: 370 mm width: 370 mm height: 370 mm	

Unless otherwise stated the results shown in this test report refer only to the sample(s) tested and such sample(s) are retained for 90 days only.

除非另有說明，此報告結果僅對測試之樣品負責，同時此樣品僅保留90天。本報告未經本公司書面許可，不可部份複製。

This document is issued by the Company subject to its General Conditions of Service printed overleaf, available on request or accessible at www.sgs.com/terms_and_conditions.htm and for electronic format documents, subject to Terms and Conditions for Electronic Documents at www.sgs.com/terms_e-document.htm. Attention is drawn to the limitation of liability, indemnification and jurisdiction issues defined therein. Any holder of this document is advised that information contained hereon reflects the Company's findings at the time of its intervention only and within the limits of Client's instructions, if any. The Company's sole responsibility is to its Client and this document does not exonerate parties to a transaction from exercising all their rights and obligations under the transaction documents. This document cannot be reproduced except in full, without prior written approval of the Company. Any unauthorized alteration, forgery or falsification of the content or appearance of this document is unlawful and offenders may be prosecuted to the fullest extent of the law.

7.4 Phone Holder

Description	Supports accurate and reliable positioning of any phone Effect on near field <+/- 0.5 dB	 <p>Phone Holder</p>
-------------	--	---

Unless otherwise stated the results shown in this test report refer only to the sample(s) tested and such sample(s) are retained for 90 days only.

除非另有說明，此報告結果僅對測試之樣品負責，同時此樣品僅保留90天。本報告未經本公司書面許可，不可部份複製。

This document is issued by the Company subject to its General Conditions of Service printed overleaf, available on request or accessible at www.sgs.com/terms_and_conditions.htm and for electronic format documents, subject to Terms and Conditions for Electronic Documents at www.sgs.com/terms_e-document.htm. Attention is drawn to the limitation of liability, indemnification and jurisdiction issues defined therein. Any holder of this document is advised that information contained hereon reflects the Company's findings at the time of its intervention only and within the limits of Client's instructions, if any. The Company's sole responsibility is to its Client and this document does not exonerate parties to a transaction from exercising all their rights and obligations under the transaction documents. This document cannot be reproduced except in full, without prior written approval of the Company. Any unauthorized alteration, forgery or falsification of the content or appearance of this document is unlawful and offenders may be prosecuted to the fullest extent of the law.

8. Test Procedure

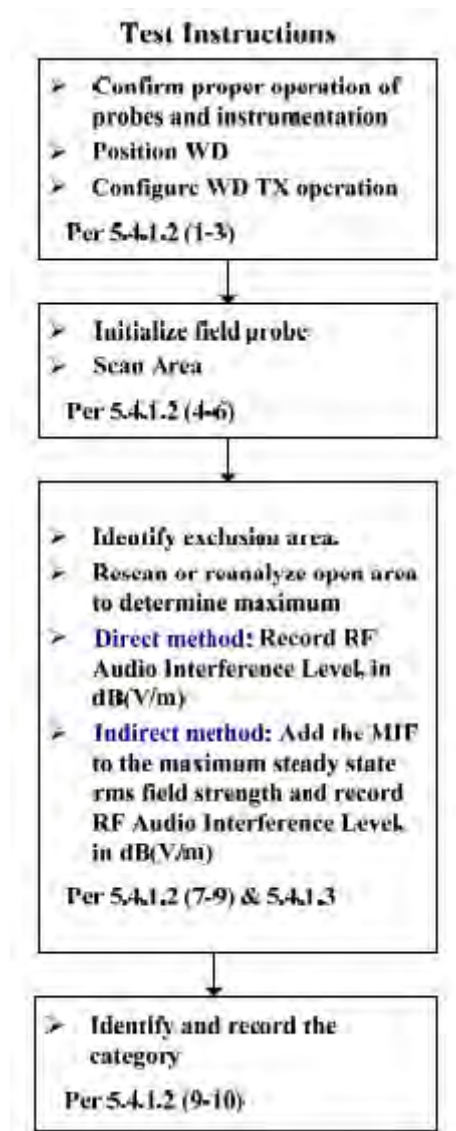


Fig.2 RF emission flow chart

Unless otherwise stated the results shown in this test report refer only to the sample(s) tested and such sample(s) are retained for 90 days only.

除非另有說明，此報告結果僅對測試之樣品負責，同時此樣品僅保留90天。本報告未經本公司書面許可，不可部份複製。

This document is issued by the Company subject to its General Conditions of Service printed overleaf, available on request or accessible at www.sgs.com/terms_and_conditions.htm and for electronic format documents, subject to Terms and Conditions for Electronic Documents at www.sgs.com/terms_e-document.htm. Attention is drawn to the limitation of liability, indemnification and jurisdiction issues defined therein. Any holder of this document is advised that information contained hereon reflects the Company's findings at the time of its intervention only and within the limits of Client's instructions, if any. The Company's sole responsibility is to its Client and this document does not exonerate parties to a transaction from exercising all their rights and obligations under the transaction documents. This document cannot be reproduced except in full, without prior written approval of the Company. Any unauthorized alteration, forgery or falsification of the content or appearance of this document is unlawful and offenders may be prosecuted to the fullest extent of the law.

The following illustrate a typical RF emissions test scan over a wireless communications device (Indirect method):

1. Proper operation of the field probe, probe measurement system, other instrumentation, and the positioning system was confirmed.
2. WD is positioned in its intended test position, acoustic output point of the device perpendicular to the field probe.
3. The WD operation for maximum rated RF output power was configured and confirmed with the base station simulator, at the test channel and other normal operating parameters as intended for the test. The battery was ensured to be fully charged before each test.
4. The center sub-grid was centered over the center of the acoustic output (also audio band magnetic output, if applicable). The WD audio output was positioned tangent (as physically possible) to the measurement plane.
5. A surface calibration was performed before each setup change to ensure repeatable spacing and proper maintenance of the measurement plane using the HAC Phantom.
6. The measurement system measured the field strength at the reference location.
7. Measurements at 5mm increments in the 5 × 5 cm region were performed and recorded. A 360° rotation about the azimuth axis at the maximum interpolated position was measured. For the worst-case condition, the peak reading from this rotation was used in re-evaluating the HAC category.
8. The system performed a drift evaluation by measuring the field at the reference location.

Note.

Per KDB 285076 D01 v05 2.c) 1), handsets that have the ability to support concurrent connections using simultaneous transmissions shall be independently tested for each air interface/band given in ANSI C63.19-2011. At the present time ANSI C63.19 does not provide simultaneous transmission test procedures.

Unless otherwise stated the results shown in this test report refer only to the sample(s) tested and such sample(s) are retained for 90 days only.

除非另有說明，此報告結果僅對測試之樣品負責，同時此樣品僅保留90天。本報告未經本公司書面許可，不可部份複製。

This document is issued by the Company subject to its General Conditions of Service printed overleaf, available on request or accessible at www.sgs.com/terms_and_conditions.htm and for electronic format documents, subject to Terms and Conditions for Electronic Documents at www.sgs.com/terms_e-document.htm. Attention is drawn to the limitation of liability, indemnification and jurisdiction issues defined therein. Any holder of this document is advised that information contained hereon reflects the Company's findings at the time of its intervention only and within the limits of Client's instructions, if any. The Company's sole responsibility is to its Client and this document does not exonerate parties to a transaction from exercising all their rights and obligations under the transaction documents. This document cannot be reproduced except in full, without prior written approval of the Company. Any unauthorized alteration, forgery or falsification of the content or appearance of this document is unlawful and offenders may be prosecuted to the fullest extent of the law.

9. System Verification

A dipole antenna meeting the requirements given in ANSI C63.19-2011 was placed in the position normally occupied by the WD.

The length of the dipole was scanned by E-field probes and the maximum values for each were recorded.

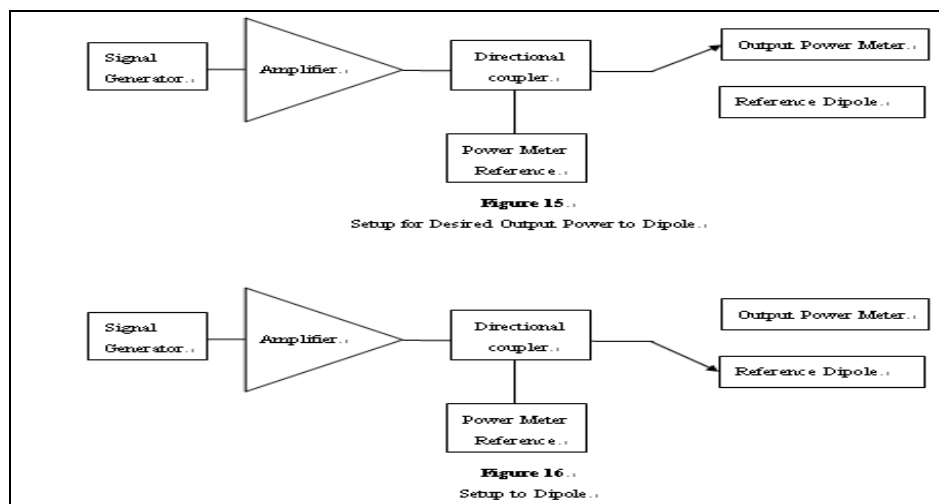


Fig.3 System verification

For E-Field Scan

Mode	Frequency(MHz)	Input Power(dBm)	E-Field 1 (V/m)	E-Field 2(V/m)	Target Value(V/m)	Deviation	Measured Date
CW	835	20	108.9	110.5	110.3	-0.54%	Mar. 29, 2019
CW	1880	20	89.94	91.43	88.6	2.35%	Mar. 29, 2019

Note:

For E-Field, the deviation is $[(E\text{-Field } 1 + E\text{-Field } 2) / 2 - \text{Target value}] / \text{Target value} \times 100\%$

Unless otherwise stated the results shown in this test report refer only to the sample(s) tested and such sample(s) are retained for 90 days only.

除非另有說明，此報告結果僅對測試之樣品負責，同時此樣品僅保留90天。本報告未經本公司書面許可，不可部份複製。

This document is issued by the Company subject to its General Conditions of Service printed overleaf, available on request or accessible at www.sgs.com/terms_and_conditions.htm and for electronic format documents, subject to Terms and Conditions for Electronic Documents at www.sgs.com/terms_e-document.htm. Attention is drawn to the limitation of liability, indemnification and jurisdiction issues defined therein. Any holder of this document is advised that information contained hereon reflects the Company's findings at the time of its intervention only and within the limits of Client's instructions, if any. The Company's sole responsibility is to its Client and this document does not exonerate parties to a transaction from exercising all their rights and obligations under the transaction documents. This document cannot be reproduced except in full, without prior written approval of the Company. Any unauthorized alteration, forgery or falsification of the content or appearance of this document is unlawful and offenders may be prosecuted to the fullest extent of the law.

10. Modulation Interference Factor

For any specific fixed and repeatable modulated signal, a modulation interference factor (MIF, expressed in dB) may be developed that relates its interference potential to its steady-state rms signal level or average power level. This factor is a function only of the audio-frequency amplitude modulation characteristics of the signal and is the same for field-strength and conducted power measurements. It is important to emphasize that the MIF is valid only for a specific repeatable audio-frequency amplitude modulation characteristic. Any change in modulation characteristic requires determination and application of a new MIF

The MIF may be determined using a radiated RF field or a conducted RF signal,

- b) Using RF illumination or conducted coupling, apply the specific modulated signal in question to the measurement system at a level within its confirmed operating dynamic range.
- c) Measure the steady-state rms level at the output of the fast probe or sensor.
- d) Measure the steady-state average level at the weighting output.
- e) Without changing the square-law detector or weighting system, and using RF illumination or conducted coupling, substitute for the specific modulated signal a 1 kHz, 80% amplitude modulated carrier at the same frequency and adjust its strength until the level at the weighting output equals the step d) measurement.
- f) Without changing the carrier level from step e), remove the 1 kHz modulation and again measure the steady-state rms level indicated at the output of the fast probe or sensor.
- g) The MIF for the specific modulation characteristic is provided by the ratio of the step f) measurement to the step c) measurement, expressed in dB ($20 \times \log(\text{step f})/\text{step c})$).

Unless otherwise stated the results shown in this test report refer only to the sample(s) tested and such sample(s) are retained for 90 days only.

除非另有說明，此報告結果僅對測試之樣品負責，同時此樣品僅保留90天。本報告未經本公司書面許可，不可部份複製。

This document is issued by the Company subject to its General Conditions of Service printed overleaf, available on request or accessible at www.sgs.com/terms_and_conditions.htm and for electronic format documents, subject to Terms and Conditions for Electronic Documents at www.sgs.com/terms_e-document.htm. Attention is drawn to the limitation of liability, indemnification and jurisdiction issues defined therein. Any holder of this document is advised that information contained hereon reflects the Company's findings at the time of its intervention only and within the limits of Client's instructions, if any. The Company's sole responsibility is to its Client and this document does not exonerate parties to a transaction from exercising all their rights and obligations under the transaction documents. This document cannot be reproduced except in full, without prior written approval of the Company. Any unauthorized alteration, forgery or falsification of the content or appearance of this document is unlawful and offenders may be prosecuted to the fullest extent of the law.

Based on the KDB285076D01v05, the handset can also use the MIF values predetermined by the test equipment manufacturer, and the following table lists the MIF values evaluated by DASY manufacturer (SPEAG), and the test result will be calculated with the MIF parameter automatically.

SPEAG UID	UID version	Communication system	MIF(dB)
10293	AAB (9.25.2018)	CDMA2000, RC3, SO3, Full Rate	-19.43
10295	AAB (9.25.2018)	CDMA2000, RC1, SO3, 1/8th Rate 25 fr.	3.26

Unless otherwise stated the results shown in this test report refer only to the sample(s) tested and such sample(s) are retained for 90 days only.

除非另有說明，此報告結果僅對測試之樣品負責，同時此樣品僅保留90天。本報告未經本公司書面許可，不可部份複製。

This document is issued by the Company subject to its General Conditions of Service printed overleaf, available on request or accessible at www.sgs.com/terms_and_conditions.htm and for electronic format documents, subject to Terms and Conditions for Electronic Documents at www.sgs.com/terms_e-document.htm. Attention is drawn to the limitation of liability, indemnification and jurisdiction issues defined therein. Any holder of this document is advised that information contained hereon reflects the Company's findings at the time of its intervention only and within the limits of Client's instructions, if any. The Company's sole responsibility is to its Client and this document does not exonerate parties to a transaction from exercising all their rights and obligations under the transaction documents. This document cannot be reproduced except in full, without prior written approval of the Company. Any unauthorized alteration, forgery or falsification of the content or appearance of this document is unlawful and offenders may be prosecuted to the fullest extent of the law.

11. Maximum Average Antenna input power

Band	Channel	Maximum Tune-up limit power(dBm)
CDMA BC0	1013	24.5
	384	24.5
	777	24.5
CDMA BC1	25	21.5
	600	21.5
	1175	21.5
CDMA BC10	476	24.5
	580	24.5
	684	24.5

Unless otherwise stated the results shown in this test report refer only to the sample(s) tested and such sample(s) are retained for 90 days only.

除非另有說明，此報告結果僅對測試之樣品負責，同時此樣品僅保留90天。本報告未經本公司書面許可，不可部份複製。

This document is issued by the Company subject to its General Conditions of Service printed overleaf, available on request or accessible at www.sgs.com/terms_and_conditions.htm and for electronic format documents, subject to Terms and Conditions for Electronic Documents at www.sgs.com/terms_e-document.htm. Attention is drawn to the limitation of liability, indemnification and jurisdiction issues defined therein. Any holder of this document is advised that information contained hereon reflects the Company's findings at the time of its intervention only and within the limits of Client's instructions, if any. The Company's sole responsibility is to its Client and this document does not exonerate parties to a transaction from exercising all their rights and obligations under the transaction documents. This document cannot be reproduced except in full, without prior written approval of the Company. Any unauthorized alteration, forgery or falsification of the content or appearance of this document is unlawful and offenders may be prosecuted to the fullest extent of the law.

12. Justification of held to ear modes tested

I. Analysis of RF air interface technologies

- a. The device doesn't support VoLTE/VoWLAN, so HAC test for them is not required.
- b. Based on ANSI. C63.19-2011. An RF air interface technology of a device is exempt from testing when its average antenna input power plus its MIF is ≤ 17 dBm for any of its operating modes. If a device supports multiple RF air interfaces, each RF air interface shall be evaluated individually.
- c. There is no OTT voice service pre-installed (installed and delivered) by the manufacturer.
- d. There is no OTT voice service pre-installed (installed and delivered) by the manufacturer for the operating system manufacturer's software partner.
- e. There is no OTT voice service installed and delivered by the manufacturer at the direction of the service provider.

The MIF plus the worst case average power for all modes are investigated below to determine the testing requirements for this device.

Unless otherwise stated the results shown in this test report refer only to the sample(s) tested and such sample(s) are retained for 90 days only.

除非另有說明，此報告結果僅對測試之樣品負責，同時此樣品僅保留90天。本報告未經本公司書面許可，不可部份複製。

This document is issued by the Company subject to its General Conditions of Service printed overleaf, available on request or accessible at www.sgs.com/terms_and_conditions.htm and for electronic format documents, subject to Terms and Conditions for Electronic Documents at www.sgs.com/terms_e-document.htm. Attention is drawn to the limitation of liability, indemnification and jurisdiction issues defined therein. Any holder of this document is advised that information contained hereon reflects the Company's findings at the time of its intervention only and within the limits of Client's instructions, if any. The Company's sole responsibility is to its Client and this document does not exonerate parties to a transaction from exercising all their rights and obligations under the transaction documents. This document cannot be reproduced except in full, without prior written approval of the Company. Any unauthorized alteration, forgery or falsification of the content or appearance of this document is unlawful and offenders may be prosecuted to the fullest extent of the law.

II. Low power exemption

Air interference	Maximum Average Antenna input power (dBm)	Worst case MIF (dB)	Maximum Average Antenna input power + MIF (dBm)	Low power exemption
CDMA BC0 (RC1, SO3, 1/8th Rate 25 fr.)	24.5	3.26	27.76	No
CDMA BC1 (RC1, SO3, 1/8th Rate 25 fr.)	21.5	3.26	24.76	No
CDMA BC10 (RC1, SO3, 1/8th Rate 25 fr.)	24.5	3.26	27.76	No
CDMA BC0 (RC3, SO3, Full Rate)	24.5	-19.43	5.07	Yes
CDMA BC1 (RC3, SO3, Full Rate)	21.5	-19.43	2.07	Yes
CDMA BC10 (RC3, SO3, Full Rate)	24.5	-19.43	5.07	Yes

We used the predetermined MIF to evaluate the low power exemption.

Based on ANSI C63.19-2011, RF emission testing for CDMA (RC1, SO3, full rate) is exempted.

Based on ANSI C63.19-2011, CDMA (RC1, SO3, full rate) that is exempted from testing shall be rated as M4.

Unless otherwise stated the results shown in this test report refer only to the sample(s) tested and such sample(s) are retained for 90 days only.

除非另有說明，此報告結果僅對測試之樣品負責，同時此樣品僅保留90天。本報告未經本公司書面許可，不可部份複製。

This document is issued by the Company subject to its General Conditions of Service printed overleaf, available on request or accessible at www.sgs.com/terms_and_conditions.htm and for electronic format documents, subject to Terms and Conditions for Electronic Documents at www.sgs.com/terms_e-document.htm. Attention is drawn to the limitation of liability, indemnification and jurisdiction issues defined therein. Any holder of this document is advised that information contained hereon reflects the Company's findings at the time of its intervention only and within the limits of Client's instructions, if any. The Company's sole responsibility is to its Client and this document does not exonerate parties to a transaction from exercising all their rights and obligations under the transaction documents. This document cannot be reproduced except in full, without prior written approval of the Company. Any unauthorized alteration, forgery or falsification of the content or appearance of this document is unlawful and offenders may be prosecuted to the fullest extent of the law.

13. ANSI C63.19-2011 performance and categories

The measurements were performed to ensure compliance to the ANSI C63.19-2011 standard,

Category	E-Field Emissions dB(V/m) < 960MHz
M1	50-55
M2	45-50
M3	40-45
M4	<40

Category	E-Field Emissions dB(V/m) > 960MHz
M1	40-45
M2	35-40
M3	30-35
M4	<30

WD RF audio interference level categories in logarithmic units

Unless otherwise stated the results shown in this test report refer only to the sample(s) tested and such sample(s) are retained for 90 days only.

除非另有說明，此報告結果僅對測試之樣品負責，同時此樣品僅保留90天。本報告未經本公司書面許可，不可部份複製。

This document is issued by the Company subject to its General Conditions of Service printed overleaf, available on request or accessible at www.sgs.com/terms_and_conditions.htm and for electronic format documents, subject to Terms and Conditions for Electronic Documents at www.sgs.com/terms_e-document.htm. Attention is drawn to the limitation of liability, indemnification and jurisdiction issues defined therein. Any holder of this document is advised that information contained hereon reflects the Company's findings at the time of its intervention only and within the limits of Client's instructions, if any. The Company's sole responsibility is to its Client and this document does not exonerate parties to a transaction from exercising all their rights and obligations under the transaction documents. This document cannot be reproduced except in full, without prior written approval of the Company. Any unauthorized alteration, forgery or falsification of the content or appearance of this document is unlawful and offenders may be prosecuted to the fullest extent of the law.

14. Instruments List

Manufacturer	Device	Type	Serial number	Date of last calibration	Date of next calibration
Schmid & Partner Engineering AG	E-Field Probe	ER3DV6	2480	Dec.10,2018	Dec.09,2019
Schmid & Partner Engineering AG	System Validation Dipole	CD835V3	1149	Dec.10,2018	Dec.09,2019
		CD1880V3	1023	Jun.21,2018	Jun.20,2019
Schmid & Partner Engineering AG	Data acquisition Electronics	DAE4	1336	Aug.06,2018	Aug.05,2019
Schmid & Partner Engineering AG	Software	DASY52 52.10.1	N/A	Calibration not required	Calibration not required
Agilent	Dual-directional coupler	772D	MY52180142	Jul.04,2018	Jul.03,2019
		778D	MY52180302	Jul.05,2018	Jul.04,2019
Agilent	RF Signal Generator	N5181A	MY52180142	Jul.04,2018	Jul.03,2019
Schmid & Partner Engineering AG	Test Arch SD HAC	P01	1047	Calibration not required	Calibration not required
Agilent	Power Meter	ML2496A	1326001	Aug.09,2018	Aug.02,2019
Agilent	Power Sensor	MA2411B	1315048	Aug.09,2018	Aug.02,2019

Unless otherwise stated the results shown in this test report refer only to the sample(s) tested and such sample(s) are retained for 90 days only.

除非另有說明，此報告結果僅對測試之樣品負責，同時此樣品僅保留90天。本報告未經本公司書面許可，不可部份複製。

This document is issued by the Company subject to its General Conditions of Service printed overleaf, available on request or accessible at www.sgs.com/terms_and_conditions.htm and for electronic format documents, subject to Terms and Conditions for Electronic Documents at www.sgs.com/terms_e-document.htm. Attention is drawn to the limitation of liability, indemnification and jurisdiction issues defined therein. Any holder of this document is advised that information contained hereon reflects the Company's findings at the time of its intervention only and within the limits of Client's instructions, if any. The Company's sole responsibility is to its Client and this document does not exonerate parties to a transaction from exercising all their rights and obligations under the transaction documents. This document cannot be reproduced except in full, without prior written approval of the Company. Any unauthorized alteration, forgery or falsification of the content or appearance of this document is unlawful and offenders may be prosecuted to the fullest extent of the law.

Manufacturer	Device	Type	Serial number	Date of last calibration	Date of next calibration
R&S	Radio Communication Tester	CMW 500	143913	Apr.29.2018	Apr.28.2019

Unless otherwise stated the results shown in this test report refer only to the sample(s) tested and such sample(s) are retained for 90 days only.

除非另有說明，此報告結果僅對測試之樣品負責，同時此樣品僅保留90天。本報告未經本公司書面許可，不可部份複製。

This document is issued by the Company subject to its General Conditions of Service printed overleaf, available on request or accessible at www.sgs.com/terms_and_conditions.htm and for electronic format documents, subject to Terms and Conditions for Electronic Documents at www.sgs.com/terms_e-document.htm. Attention is drawn to the limitation of liability, indemnification and jurisdiction issues defined therein. Any holder of this document is advised that information contained hereon reflects the Company's findings at the time of its intervention only and within the limits of Client's instructions, if any. The Company's sole responsibility is to its Client and this document does not exonerate parties to a transaction from exercising all their rights and obligations under the transaction documents. This document cannot be reproduced except in full, without prior written approval of the Company. Any unauthorized alteration, forgery or falsification of the content or appearance of this document is unlawful and offenders may be prosecuted to the fullest extent of the law.

15. Summary of Results

E-Field

E-Field Emission	Channel	Modulation Interference Factor	Power Drift(dB)	Audio Interference Level dB(V/m)	RESULT	Excl Blocks per 4.3.1.2.2
CDMA BC0	1013	3.26	0.01	29.93	M4	369
	384	3.26	0.03	35.20	M4	369
	777	3.26	0.01	31.23	M4	478
E-Field Emission	Channel	Modulation Interference Factor	Power Drift(dB)	Audio Interference Level dB(V/m)	RESULT	Excl Blocks per 4.3.1.2.2
CDMA BC1	25	3.26	0.02	26.57	M4	123
	600	3.26	-0.01	27.88	M4	123
	1175	3.26	-0.08	26.92	M4	123
E-Field Emission	Channel	Modulation Interference Factor	Power Drift(dB)	Audio Interference Level dB(V/m)	RESULT	Excl Blocks per 4.3.1.2.2
CDMA BC10	476	3.26	0.04	31.41	M4	369
	560	3.26	-0.01	31.65	M4	478
	684	3.26	-0.02	36.93	M4	789

Unless otherwise stated the results shown in this test report refer only to the sample(s) tested and such sample(s) are retained for 90 days only.

除非另有說明，此報告結果僅對測試之樣品負責，同時此樣品僅保留90天。本報告未經本公司書面許可，不可部份複製。

This document is issued by the Company subject to its General Conditions of Service printed overleaf, available on request or accessible at www.sgs.com/terms_and_conditions.htm and for electronic format documents, subject to Terms and Conditions for Electronic Documents at www.sgs.com/terms_e-document.htm. Attention is drawn to the limitation of liability, indemnification and jurisdiction issues defined therein. Any holder of this document is advised that information contained hereon reflects the Company's findings at the time of its intervention only and within the limits of Client's instructions, if any. The Company's sole responsibility is to its Client and this document does not exonerate parties to a transaction from exercising all their rights and obligations under the transaction documents. This document cannot be reproduced except in full, without prior written approval of the Company. Any unauthorized alteration, forgery or falsification of the content or appearance of this document is unlawful and offenders may be prosecuted to the fullest extent of the law.

16. Measurement Data

Date: 2019/3/29

HAC-RF-EMISSION_CDMA Cellular(BC0)_CH 1013

Communication System: UID 10295 - AAB, CDMA2000, RC1, SO3, 1/8th Rate 25 fr.;

Frequency: 824.7 MHz; Duty Cycle: 1:17.7419

Medium parameters used: $\sigma = 0$ S/m, $\epsilon_r = 1$; $\rho = 1000$ kg/m³

Phantom section: RF Section

DASY5 Configuration:

- Probe: ER3DV6 - SN2480; ConvF(1, 1, 1) @ 835 MHz; Calibrated: 2018/12/10
- Sensor-Surface: (Fix Surface)
- Electronics: DAE4 Sn1336; Calibrated: 2018/8/6
- Phantom: HAC Test Arch;
- DASY52 52.10.1(1476); SEMCAD X 14.6.11(7439)

Device E-Field measurement/E Scan: Interpolated grid: dx=0.5000 mm, dy=0.5000 mm

Device Reference Point: 0, 0, -6.3 mm

Reference Value = 18.05 V/m; Power Drift = 0.01 dB

Applied MIF = 3.26 dB

RF audio interference level = 29.93 dBV/m

Emission category: M4

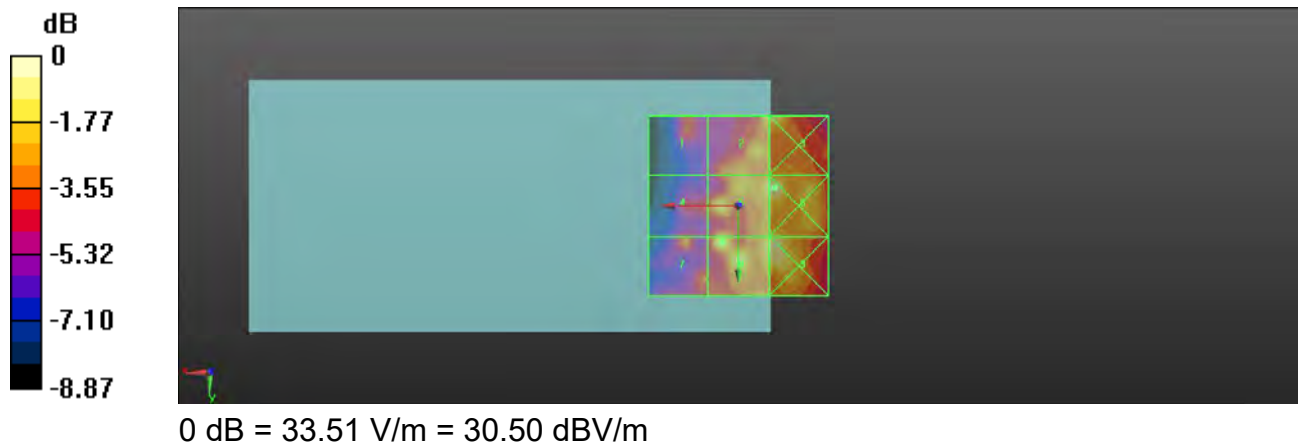
MIF scaled E-field

Grid 1 M4 26.69 dBV/m	Grid 2 M4 29.66 dBV/m	Grid 3 M4 30.44 dBV/m
Grid 4 M4 26.7 dBV/m	Grid 5 M4 29.81 dBV/m	Grid 6 M4 30.5 dBV/m
Grid 7 M4 27.39 dBV/m	Grid 8 M4 29.93 dBV/m	Grid 9 M4 30.05 dBV/m

Unless otherwise stated the results shown in this test report refer only to the sample(s) tested and such sample(s) are retained for 90 days only.

除非另有說明，此報告結果僅對測試之樣品負責，同時此樣品僅保留90天。本報告未經本公司書面許可，不可部份複製。

This document is issued by the Company subject to its General Conditions of Service printed overleaf, available on request or accessible at www.sgs.com/terms_and_conditions.htm and for electronic format documents, subject to Terms and Conditions for Electronic Documents at www.sgs.com/terms_e-document.htm. Attention is drawn to the limitation of liability, indemnification and jurisdiction issues defined therein. Any holder of this document is advised that information contained hereon reflects the Company's findings at the time of its intervention only and within the limits of Client's instructions, if any. The Company's sole responsibility is to its Client and this document does not exonerate parties to a transaction from exercising all their rights and obligations under the transaction documents. This document cannot be reproduced except in full, without prior written approval of the Company. Any unauthorized alteration, forgery or falsification of the content or appearance of this document is unlawful and offenders may be prosecuted to the fullest extent of the law.



Unless otherwise stated the results shown in this test report refer only to the sample(s) tested and such sample(s) are retained for 90 days only.

除非另有說明，此報告結果僅對測試之樣品負責，同時此樣品僅保留90天。本報告未經本公司書面許可，不可部份複製。

This document is issued by the Company subject to its General Conditions of Service printed overleaf, available on request or accessible at www.sgs.com/terms_and_conditions.htm and for electronic format documents, subject to Terms and Conditions for Electronic Documents at www.sgs.com/terms_e-document.htm. Attention is drawn to the limitation of liability, indemnification and jurisdiction issues defined therein. Any holder of this document is advised that information contained hereon reflects the Company's findings at the time of its intervention only and within the limits of Client's instructions, if any. The Company's sole responsibility is to its Client and this document does not exonerate parties to a transaction from exercising all their rights and obligations under the transaction documents. This document cannot be reproduced except in full, without prior written approval of the Company. Any unauthorized alteration, forgery or falsification of the content or appearance of this document is unlawful and offenders may be prosecuted to the fullest extent of the law.

Date: 2019/3/29

HAC-RF-EMISSION_CDMA Cellular(BC0)_CH 384

Communication System: UID 10295 - AAB, CDMA2000, RC1, SO3, 1/8th Rate 25 fr.;
 Frequency: 836.5 MHz; Duty Cycle: 1:17.7419
 Medium parameters used: $\sigma = 0$ S/m, $\epsilon_r = 1$; $\rho = 1000$ kg/m³
 Phantom section: RF Section

DASY5 Configuration:

- Probe: ER3DV6 - SN2480; ConvF(1, 1, 1) @ 835 MHz; Calibrated: 2018/12/10
- Sensor-Surface: (Fix Surface)
- Electronics: DAE4 Sn1336; Calibrated: 2018/8/6
- Phantom: HAC Test Arch;
- DASY52 52.10.1(1476); SEMCAD X 14.6.11(7439)

Device E-Field measurement/E Scan: Interpolated grid: dx=0.5000 mm, dy=0.5000 mm

Device Reference Point: 0, 0, -6.3 mm

Reference Value = 15.47 V/m; Power Drift = 0.03 dB

Applied MIF = 3.26 dB

RF audio interference level = 35.20 dBV/m

Emission category: M4

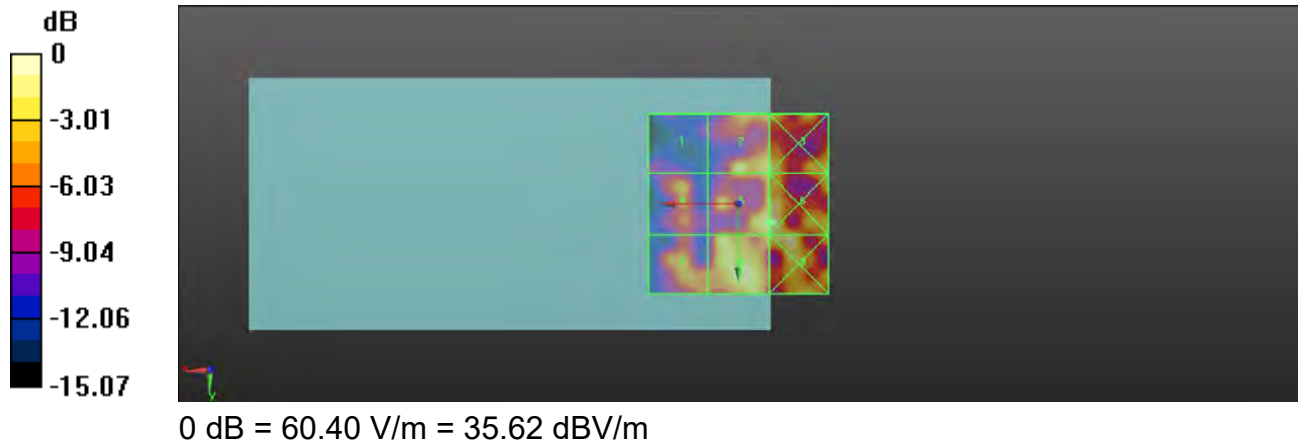
MIF scaled E-field

Grid 1 M4 27.18 dBV/m	Grid 2 M4 34.02 dBV/m	Grid 3 M4 34.69 dBV/m
Grid 4 M4 31.52 dBV/m	Grid 5 M4 35.2 dBV/m	Grid 6 M4 35.62 dBV/m
Grid 7 M4 31.19 dBV/m	Grid 8 M4 34.61 dBV/m	Grid 9 M4 35.2 dBV/m

Unless otherwise stated the results shown in this test report refer only to the sample(s) tested and such sample(s) are retained for 90 days only.

除非另有說明，此報告結果僅對測試之樣品負責，同時此樣品僅保留90天。本報告未經本公司書面許可，不可部份複製。

This document is issued by the Company subject to its General Conditions of Service printed overleaf, available on request or accessible at www.sgs.com/terms_and_conditions.htm and for electronic format documents, subject to Terms and Conditions for Electronic Documents at www.sgs.com/terms_e-document.htm. Attention is drawn to the limitation of liability, indemnification and jurisdiction issues defined therein. Any holder of this document is advised that information contained hereon reflects the Company's findings at the time of its intervention only and within the limits of Client's instructions, if any. The Company's sole responsibility is to its Client and this document does not exonerate parties to a transaction from exercising all their rights and obligations under the transaction documents. This document cannot be reproduced except in full, without prior written approval of the Company. Any unauthorized alteration, forgery or falsification of the content or appearance of this document is unlawful and offenders may be prosecuted to the fullest extent of the law.



Unless otherwise stated the results shown in this test report refer only to the sample(s) tested and such sample(s) are retained for 90 days only.

除非另有說明，此報告結果僅對測試之樣品負責，同時此樣品僅保留90天。本報告未經本公司書面許可，不可部份複製。

This document is issued by the Company subject to its General Conditions of Service printed overleaf, available on request or accessible at www.sgs.com/terms_and_conditions.htm and for electronic format documents, subject to Terms and Conditions for Electronic Documents at www.sgs.com/terms_e-document.htm. Attention is drawn to the limitation of liability, indemnification and jurisdiction issues defined therein. Any holder of this document is advised that information contained hereon reflects the Company's findings at the time of its intervention only and within the limits of Client's instructions, if any. The Company's sole responsibility is to its Client and this document does not exonerate parties to a transaction from exercising all their rights and obligations under the transaction documents. This document cannot be reproduced except in full, without prior written approval of the Company. Any unauthorized alteration, forgery or falsification of the content or appearance of this document is unlawful and offenders may be prosecuted to the fullest extent of the law.

Date: 2019/3/29

HAC-RF-EMISSION_CDMA Cellular(BC0)_CH 777

Communication System: UID 10295 - AAB, CDMA2000, RC1, SO3, 1/8th Rate 25 fr.;

Frequency: 848.31 MHz; Duty Cycle: 1:17.7419

Medium parameters used: $\sigma = 0$ S/m, $\epsilon_r = 1$; $\rho = 1000$ kg/m³

Phantom section: RF Section

DASY5 Configuration:

- Probe: ER3DV6 - SN2480; ConvF(1, 1, 1) @ 835 MHz; Calibrated: 2018/12/10
- Sensor-Surface: (Fix Surface)
- Electronics: DAE4 Sn1336; Calibrated: 2018/8/6
- Phantom: HAC Test Arch;
- DASY52 52.10.1(1476); SEMCAD X 14.6.11(7439)

Device E-Field measurement/E Scan: Interpolated grid: dx=0.5000 mm, dy=0.5000 mm

Device Reference Point: 0, 0, -6.3 mm

Reference Value = 18.73 V/m; Power Drift = 0.01 dB

Applied MIF = 3.26 dB

RF audio interference level = 31.23 dBV/m

Emission category: M4

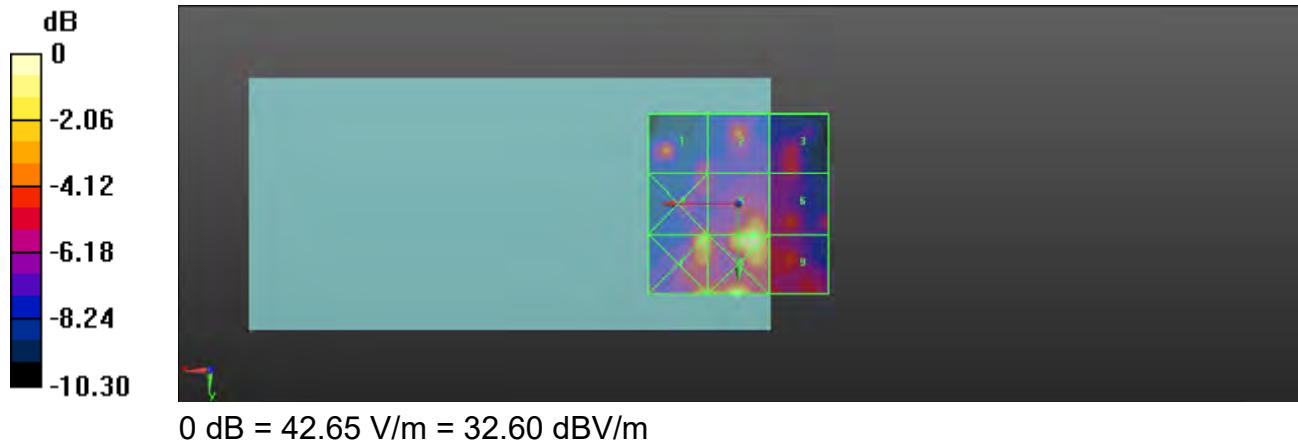
MIF scaled E-field

Grid 1 M4 28.8 dBV/m	Grid 2 M4 28.8 dBV/m	Grid 3 M4 27.89 dBV/m
Grid 4 M4 29.31 dBV/m	Grid 5 M4 31.23 dBV/m	Grid 6 M4 28.18 dBV/m
Grid 7 M4 31.09 dBV/m	Grid 8 M4 32.6 dBV/m	Grid 9 M4 28.17 dBV/m

Unless otherwise stated the results shown in this test report refer only to the sample(s) tested and such sample(s) are retained for 90 days only.

除非另有說明，此報告結果僅對測試之樣品負責，同時此樣品僅保留90天。本報告未經本公司書面許可，不可部份複製。

This document is issued by the Company subject to its General Conditions of Service printed overleaf, available on request or accessible at www.sgs.com/terms_and_conditions.htm and for electronic format documents, subject to Terms and Conditions for Electronic Documents at www.sgs.com/terms_e-document.htm. Attention is drawn to the limitation of liability, indemnification and jurisdiction issues defined therein. Any holder of this document is advised that information contained hereon reflects the Company's findings at the time of its intervention only and within the limits of Client's instructions, if any. The Company's sole responsibility is to its Client and this document does not exonerate parties to a transaction from exercising all their rights and obligations under the transaction documents. This document cannot be reproduced except in full, without prior written approval of the Company. Any unauthorized alteration, forgery or falsification of the content or appearance of this document is unlawful and offenders may be prosecuted to the fullest extent of the law.



Unless otherwise stated the results shown in this test report refer only to the sample(s) tested and such sample(s) are retained for 90 days only.

除非另有說明，此報告結果僅對測試之樣品負責，同時此樣品僅保留90天。本報告未經本公司書面許可，不可部份複製。

This document is issued by the Company subject to its General Conditions of Service printed overleaf, available on request or accessible at www.sgs.com/terms_and_conditions.htm and for electronic format documents, subject to Terms and Conditions for Electronic Documents at www.sgs.com/terms_e-document.htm. Attention is drawn to the limitation of liability, indemnification and jurisdiction issues defined therein. Any holder of this document is advised that information contained hereon reflects the Company's findings at the time of its intervention only and within the limits of Client's instructions, if any. The Company's sole responsibility is to its Client and this document does not exonerate parties to a transaction from exercising all their rights and obligations under the transaction documents. This document cannot be reproduced except in full, without prior written approval of the Company. Any unauthorized alteration, forgery or falsification of the content or appearance of this document is unlawful and offenders may be prosecuted to the fullest extent of the law.

Date: 2019/3/29

HAC-RF-EMISSION_CDMA Cellular(BC1)_CH 25

Communication System: UID 10295 - AAB, CDMA2000, RC1, SO3, 1/8th Rate 25 fr.;
Frequency: 1851.25 MHz; Duty Cycle: 1:17.7419
Medium parameters used: $\sigma = 0$ S/m, $\epsilon_r = 1$; $\rho = 1000$ kg/m³
Phantom section: RF Section

DASY5 Configuration:

- Probe: ER3DV6 - SN2480; ConvF(1, 1, 1) @ 1880 MHz; Calibrated: 2018/12/10
- Sensor-Surface: (Fix Surface)
- Electronics: DAE4 Sn1336; Calibrated: 2018/8/6
- Phantom: HAC Test Arch;;
- DASY52 52.10.1(1476); SEMCAD X 14.6.11(7439)

Device E-Field measurement /E Scan: Interpolated grid: dx=0.5000 mm, dy=0.5000 mm

Device Reference Point: 0, 0, -6.3 mm

Reference Value = 5.566 V/m; Power Drift = 0.02 dB

Applied MIF = 3.26 dB

RF audio interference level = 26.57 dBV/m

Emission category: M4

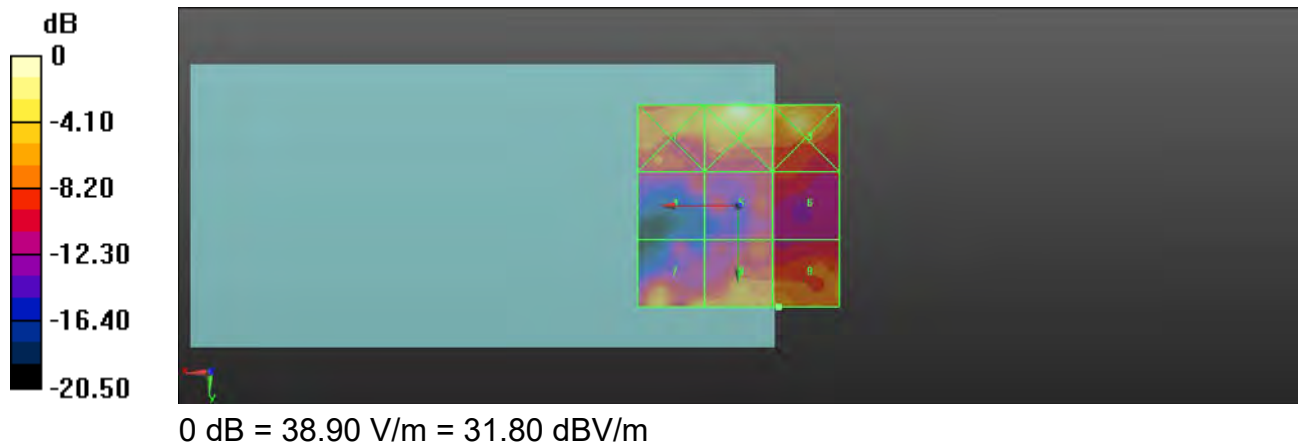
MIF scaled E-field

Grid 1 M4 26.52 dBV/m	Grid 2 M3 31.8 dBV/m	Grid 3 M3 30.03 dBV/m
Grid 4 M4 22.05 dBV/m	Grid 5 M4 22.68 dBV/m	Grid 6 M4 22.6 dBV/m
Grid 7 M4 26.44 dBV/m	Grid 8 M4 26.3 dBV/m	Grid 9 M4 26.57 dBV/m

Unless otherwise stated the results shown in this test report refer only to the sample(s) tested and such sample(s) are retained for 90 days only.

除非另有說明，此報告結果僅對測試之樣品負責，同時此樣品僅保留90天。本報告未經本公司書面許可，不可部份複製。

This document is issued by the Company subject to its General Conditions of Service printed overleaf, available on request or accessible at www.sgs.com/terms_and_conditions.htm and for electronic format documents, subject to Terms and Conditions for Electronic Documents at www.sgs.com/terms_e-document.htm. Attention is drawn to the limitation of liability, indemnification and jurisdiction issues defined therein. Any holder of this document is advised that information contained hereon reflects the Company's findings at the time of its intervention only and within the limits of Client's instructions, if any. The Company's sole responsibility is to its Client and this document does not exonerate parties to a transaction from exercising all their rights and obligations under the transaction documents. This document cannot be reproduced except in full, without prior written approval of the Company. Any unauthorized alteration, forgery or falsification of the content or appearance of this document is unlawful and offenders may be prosecuted to the fullest extent of the law.



Unless otherwise stated the results shown in this test report refer only to the sample(s) tested and such sample(s) are retained for 90 days only.

除非另有說明，此報告結果僅對測試之樣品負責，同時此樣品僅保留90天。本報告未經本公司書面許可，不可部份複製。

This document is issued by the Company subject to its General Conditions of Service printed overleaf, available on request or accessible at www.sgs.com/terms_and_conditions.htm and for electronic format documents, subject to Terms and Conditions for Electronic Documents at www.sgs.com/terms_e-document.htm. Attention is drawn to the limitation of liability, indemnification and jurisdiction issues defined therein. Any holder of this document is advised that information contained hereon reflects the Company's findings at the time of its intervention only and within the limits of Client's instructions, if any. The Company's sole responsibility is to its Client and this document does not exonerate parties to a transaction from exercising all their rights and obligations under the transaction documents. This document cannot be reproduced except in full, without prior written approval of the Company. Any unauthorized alteration, forgery or falsification of the content or appearance of this document is unlawful and offenders may be prosecuted to the fullest extent of the law.

Date: 2019/3/29

HAC-RF-EMISSION_CDMA Cellular(BC1)_CH 600

Communication System: UID 10295 - AAB, CDMA2000, RC1, SO3, 1/8th Rate 25 fr.;
 Frequency: 1880 MHz; Duty Cycle: 1:17.7419
 Medium parameters used: $\sigma = 0$ S/m, $\epsilon_r = 1$; $\rho = 1000$ kg/m³
 Phantom section: RF Section

DASY5 Configuration:

- Probe: ER3DV6 - SN2480; ConvF(1, 1, 1) @ 1880 MHz; Calibrated: 2018/12/10
- Sensor-Surface: (Fix Surface)
- Electronics: DAE4 Sn1336; Calibrated: 2018/8/6
- Phantom: HAC Test Arch;;
- DASY52 52.10.1(1476); SEMCAD X 14.6.11(7439)

Device E-Field measurement: Interpolated grid: dx=0.5000 mm, dy=0.5000 mm

Device Reference Point: 0, 0, -6.3 mm

Reference Value = 14.02 V/m; Power Drift = -0.01 dB

Applied MIF = 3.26 dB

RF audio interference level = 27.88 dBV/m

Emission category: M4


MIF scaled E-field

Grid 1 M4 26 dBV/m	Grid 2 M3 31.03 dBV/m	Grid 3 M4 29.04 dBV/m
Grid 4 M4 21.71 dBV/m	Grid 5 M4 23.06 dBV/m	Grid 6 M4 23.36 dBV/m
Grid 7 M4 27.88 dBV/m	Grid 8 M4 27.08 dBV/m	Grid 9 M4 25.52 dBV/m

Unless otherwise stated the results shown in this test report refer only to the sample(s) tested and such sample(s) are retained for 90 days only.

除非另有說明，此報告結果僅對測試之樣品負責，同時此樣品僅保留90天。本報告未經本公司書面許可，不可部份複製。

This document is issued by the Company subject to its General Conditions of Service printed overleaf, available on request or accessible at www.sgs.com/terms_and_conditions.htm and for electronic format documents, subject to Terms and Conditions for Electronic Documents at www.sgs.com/terms_e-document.htm. Attention is drawn to the limitation of liability, indemnification and jurisdiction issues defined therein. Any holder of this document is advised that information contained hereon reflects the Company's findings at the time of its intervention only and within the limits of Client's instructions, if any. The Company's sole responsibility is to its Client and this document does not exonerate parties to a transaction from exercising all their rights and obligations under the transaction documents. This document cannot be reproduced except in full, without prior written approval of the Company. Any unauthorized alteration, forgery or falsification of the content or appearance of this document is unlawful and offenders may be prosecuted to the fullest extent of the law.



Unless otherwise stated the results shown in this test report refer only to the sample(s) tested and such sample(s) are retained for 90 days only.

除非另有說明，此報告結果僅對測試之樣品負責，同時此樣品僅保留90天。本報告未經本公司書面許可，不可部份複製。

This document is issued by the Company subject to its General Conditions of Service printed overleaf, available on request or accessible at www.sgs.com/terms_and_conditions.htm and for electronic format documents, subject to Terms and Conditions for Electronic Documents at www.sgs.com/terms_e-document.htm. Attention is drawn to the limitation of liability, indemnification and jurisdiction issues defined therein. Any holder of this document is advised that information contained hereon reflects the Company's findings at the time of its intervention only and within the limits of Client's instructions, if any. The Company's sole responsibility is to its Client and this document does not exonerate parties to a transaction from exercising all their rights and obligations under the transaction documents. This document cannot be reproduced except in full, without prior written approval of the Company. Any unauthorized alteration, forgery or falsification of the content or appearance of this document is unlawful and offenders may be prosecuted to the fullest extent of the law.

Date: 2019/3/29

HAC-RF-EMISSION_CDMA Cellular(BC1)_CH 1175

Communication System: UID 10295 - AAB, CDMA2000, RC1, SO3, 1/8th Rate 25 fr.;
 Frequency: 1908.75 MHz; Duty Cycle: 1:17.7419
 Medium parameters used: $\sigma = 0$ S/m, $\epsilon_r = 1$; $\rho = 1000$ kg/m³
 Phantom section: RF Section

DASY5 Configuration:

- Probe: ER3DV6 - SN2480; ConvF(1, 1, 1) @ 1880 MHz; Calibrated: 2018/12/10
- Sensor-Surface: (Fix Surface)
- Electronics: DAE4 Sn1336; Calibrated: 2018/8/6
- Phantom: HAC Test Arch;;
- DASY52 52.10.1(1476); SEMCAD X 14.6.11(7439)

Device E-Field measurement /E Scan: Interpolated grid: dx=0.5000 mm, dy=0.5000 mm

Device Reference Point: 0, 0, -6.3 mm

Reference Value = 5.567 V/m; Power Drift = -0.08 dB

Applied MIF = 3.26 dB

RF audio interference level = 26.92 dBV/m

Emission category: M4

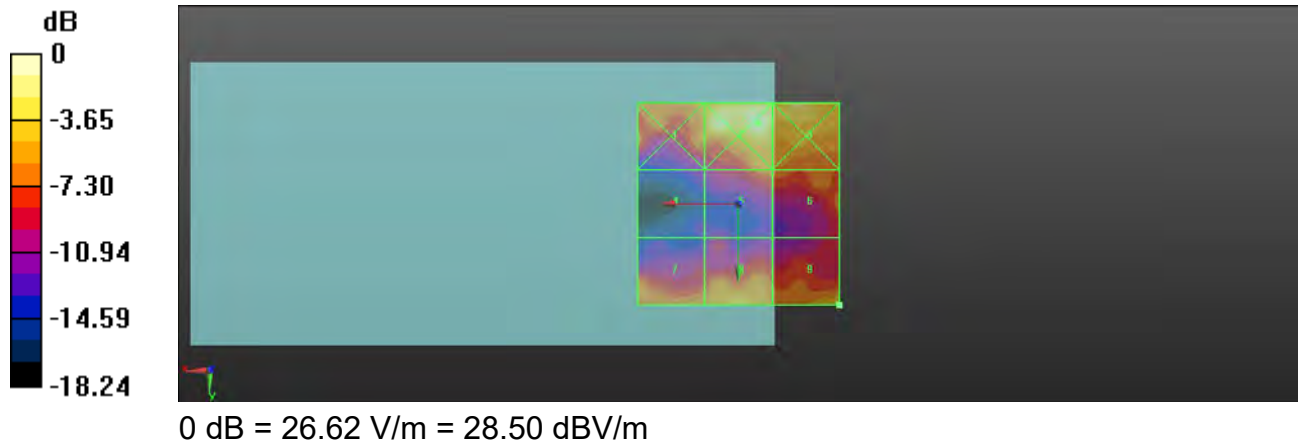
MIF scaled E-field

Grid 1 M4 23.56 dBV/m	Grid 2 M4 28.5 dBV/m	Grid 3 M4 26.66 dBV/m
Grid 4 M4 17.68 dBV/m	Grid 5 M4 22.25 dBV/m	Grid 6 M4 22.23 dBV/m
Grid 7 M4 23.21 dBV/m	Grid 8 M4 25.2 dBV/m	Grid 9 M4 26.92 dBV/m

Unless otherwise stated the results shown in this test report refer only to the sample(s) tested and such sample(s) are retained for 90 days only.

除非另有說明，此報告結果僅對測試之樣品負責，同時此樣品僅保留90天。本報告未經本公司書面許可，不可部份複製。

This document is issued by the Company subject to its General Conditions of Service printed overleaf, available on request or accessible at www.sgs.com/terms_and_conditions.htm and for electronic format documents, subject to Terms and Conditions for Electronic Documents at www.sgs.com/terms_e-document.htm. Attention is drawn to the limitation of liability, indemnification and jurisdiction issues defined therein. Any holder of this document is advised that information contained hereon reflects the Company's findings at the time of its intervention only and within the limits of Client's instructions, if any. The Company's sole responsibility is to its Client and this document does not exonerate parties to a transaction from exercising all their rights and obligations under the transaction documents. This document cannot be reproduced except in full, without prior written approval of the Company. Any unauthorized alteration, forgery or falsification of the content or appearance of this document is unlawful and offenders may be prosecuted to the fullest extent of the law.



Unless otherwise stated the results shown in this test report refer only to the sample(s) tested and such sample(s) are retained for 90 days only.

除非另有說明，此報告結果僅對測試之樣品負責，同時此樣品僅保留90天。本報告未經本公司書面許可，不可部份複製。

This document is issued by the Company subject to its General Conditions of Service printed overleaf, available on request or accessible at www.sgs.com/terms_and_conditions.htm and for electronic format documents, subject to Terms and Conditions for Electronic Documents at www.sgs.com/terms_e-document.htm. Attention is drawn to the limitation of liability, indemnification and jurisdiction issues defined therein. Any holder of this document is advised that information contained hereon reflects the Company's findings at the time of its intervention only and within the limits of Client's instructions, if any. The Company's sole responsibility is to its Client and this document does not exonerate parties to a transaction from exercising all their rights and obligations under the transaction documents. This document cannot be reproduced except in full, without prior written approval of the Company. Any unauthorized alteration, forgery or falsification of the content or appearance of this document is unlawful and offenders may be prosecuted to the fullest extent of the law.

Date: 2019/3/29

HAC-RF-EMISSION_CDMA Cellular(BC10)_CH 476

Communication System: UID 10295 - AAB, CDMA2000, RC1, SO3, 1/8th Rate 25 fr.;
 Frequency: 817.9 MHz; Duty Cycle: 1:17.7419
 Medium parameters used: $\sigma = 0$ S/m, $\epsilon_r = 1$; $\rho = 1000$ kg/m³
 Phantom section: RF Section

DASY5 Configuration:

- Probe: ER3DV6 - SN2480; ConvF(1, 1, 1) @ 835 MHz; Calibrated: 2018/12/10
- Sensor-Surface: (Fix Surface)
- Electronics: DAE4 Sn1336; Calibrated: 2018/8/6
- Phantom: HAC Test Arch;
- DASY52 52.10.1(1476); SEMCAD X 14.6.11(7439)

Device E-Field measurement/E Scan: Interpolated grid: dx=0.5000 mm, dy=0.5000 mm

Device Reference Point: 0, 0, -6.3 mm

Reference Value = 21.27 V/m; Power Drift = 0.04 dB

Applied MIF = 3.26 dB

RF audio interference level = 31.41 dBV/m

Emission category: M4

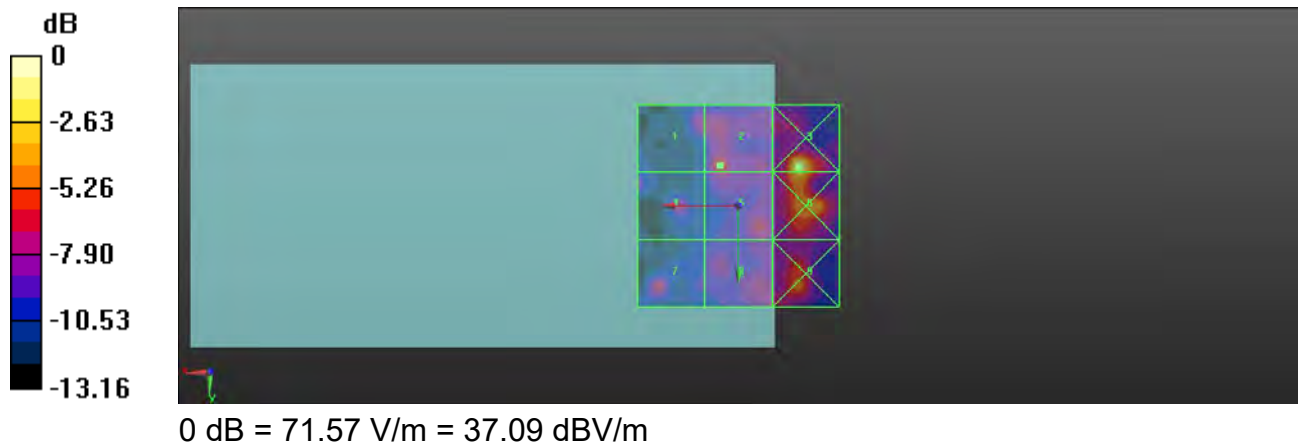
MIF scaled E-field

Grid 1 M4 29.73 dBV/m	Grid 2 M4 31.41 dBV/m	Grid 3 M4 37.09 dBV/m
Grid 4 M4 29.59 dBV/m	Grid 5 M4 30.67 dBV/m	Grid 6 M4 35.91 dBV/m
Grid 7 M4 30.58 dBV/m	Grid 8 M4 30.16 dBV/m	Grid 9 M4 32.45 dBV/m

Unless otherwise stated the results shown in this test report refer only to the sample(s) tested and such sample(s) are retained for 90 days only.

除非另有說明，此報告結果僅對測試之樣品負責，同時此樣品僅保留90天。本報告未經本公司書面許可，不可部份複製。

This document is issued by the Company subject to its General Conditions of Service printed overleaf, available on request or accessible at www.sgs.com/terms_and_conditions.htm and for electronic format documents, subject to Terms and Conditions for Electronic Documents at www.sgs.com/terms_e-document.htm. Attention is drawn to the limitation of liability, indemnification and jurisdiction issues defined therein. Any holder of this document is advised that information contained hereon reflects the Company's findings at the time of its intervention only and within the limits of Client's instructions, if any. The Company's sole responsibility is to its Client and this document does not exonerate parties to a transaction from exercising all their rights and obligations under the transaction documents. This document cannot be reproduced except in full, without prior written approval of the Company. Any unauthorized alteration, forgery or falsification of the content or appearance of this document is unlawful and offenders may be prosecuted to the fullest extent of the law.



Unless otherwise stated the results shown in this test report refer only to the sample(s) tested and such sample(s) are retained for 90 days only.

除非另有說明，此報告結果僅對測試之樣品負責，同時此樣品僅保留90天。本報告未經本公司書面許可，不可部份複製。

This document is issued by the Company subject to its General Conditions of Service printed overleaf, available on request or accessible at www.sgs.com/terms_and_conditions.htm and for electronic format documents, subject to Terms and Conditions for Electronic Documents at www.sgs.com/terms_e-document.htm. Attention is drawn to the limitation of liability, indemnification and jurisdiction issues defined therein. Any holder of this document is advised that information contained hereon reflects the Company's findings at the time of its intervention only and within the limits of Client's instructions, if any. The Company's sole responsibility is to its Client and this document does not exonerate parties to a transaction from exercising all their rights and obligations under the transaction documents. This document cannot be reproduced except in full, without prior written approval of the Company. Any unauthorized alteration, forgery or falsification of the content or appearance of this document is unlawful and offenders may be prosecuted to the fullest extent of the law.

Date: 2019/3/29

HAC-RF-EMISSION_CDMA Cellular(BC10)_CH 560

Communication System: UID 10295 - AAB, CDMA2000, RC1, SO3, 1/8th Rate 25 fr.;

Frequency: 820 MHz; Duty Cycle: 1:17.7419

Medium parameters used: $\sigma = 0$ S/m, $\epsilon_r = 1$; $\rho = 1000$ kg/m³

Phantom section: RF Section

DASY5 Configuration:

- Probe: ER3DV6 - SN2480; ConvF(1, 1, 1) @ 835 MHz; Calibrated: 2018/12/10
- Sensor-Surface: (Fix Surface)
- Electronics: DAE4 Sn1336; Calibrated: 2018/8/6
- Phantom: HAC Test Arch;
- DASY52 52.10.1(1476); SEMCAD X 14.6.11(7439)

Device E-Field measurement /E Scan: Interpolated grid: dx=0.5000 mm, dy=0.5000 mm

Device Reference Point: 0, 0, -6.3 mm

Reference Value = 34.89 V/m; Power Drift = -0.01 dB

Applied MIF = 3.26 dB

RF audio interference level = 31.65 dBV/m

Emission category: M4


MIF scaled E-field

Grid 1 M4 31.65 dBV/m	Grid 2 M4 30.3 dBV/m	Grid 3 M4 30.61 dBV/m
Grid 4 M4 33.04 dBV/m	Grid 5 M4 29.67 dBV/m	Grid 6 M4 31.32 dBV/m
Grid 7 M4 34.44 dBV/m	Grid 8 M4 31.71 dBV/m	Grid 9 M4 30.58 dBV/m

Unless otherwise stated the results shown in this test report refer only to the sample(s) tested and such sample(s) are retained for 90 days only.

除非另有說明，此報告結果僅對測試之樣品負責，同時此樣品僅保留90天。本報告未經本公司書面許可，不可部份複製。

This document is issued by the Company subject to its General Conditions of Service printed overleaf, available on request or accessible at www.sgs.com/terms_and_conditions.htm and for electronic format documents, subject to Terms and Conditions for Electronic Documents at www.sgs.com/terms_e-document.htm. Attention is drawn to the limitation of liability, indemnification and jurisdiction issues defined therein. Any holder of this document is advised that information contained hereon reflects the Company's findings at the time of its intervention only and within the limits of Client's instructions, if any. The Company's sole responsibility is to its Client and this document does not exonerate parties to a transaction from exercising all their rights and obligations under the transaction documents. This document cannot be reproduced except in full, without prior written approval of the Company. Any unauthorized alteration, forgery or falsification of the content or appearance of this document is unlawful and offenders may be prosecuted to the fullest extent of the law.



Unless otherwise stated the results shown in this test report refer only to the sample(s) tested and such sample(s) are retained for 90 days only.

除非另有說明，此報告結果僅對測試之樣品負責，同時此樣品僅保留90天。本報告未經本公司書面許可，不可部份複製。

This document is issued by the Company subject to its General Conditions of Service printed overleaf, available on request or accessible at www.sgs.com/terms_and_conditions.htm and for electronic format documents, subject to Terms and Conditions for Electronic Documents at www.sgs.com/terms_e-document.htm. Attention is drawn to the limitation of liability, indemnification and jurisdiction issues defined therein. Any holder of this document is advised that information contained hereon reflects the Company's findings at the time of its intervention only and within the limits of Client's instructions, if any. The Company's sole responsibility is to its Client and this document does not exonerate parties to a transaction from exercising all their rights and obligations under the transaction documents. This document cannot be reproduced except in full, without prior written approval of the Company. Any unauthorized alteration, forgery or falsification of the content or appearance of this document is unlawful and offenders may be prosecuted to the fullest extent of the law.

Date: 2019/3/29

HAC-RF-EMISSION_CDMA Cellular(BC10)_CH 684

Communication System: UID 10295 - AAB, CDMA2000, RC1, SO3, 1/8th Rate 25 fr.;
 Frequency: 823.1 MHz; Duty Cycle: 1:17.7419
 Medium parameters used: $\sigma = 0$ S/m, $\epsilon_r = 1$; $\rho = 1000$ kg/m³
 Phantom section: RF Section

DASY5 Configuration:

- Probe: ER3DV6 - SN2480; ConvF(1, 1, 1) @ 835 MHz; Calibrated: 2018/12/10
- Sensor-Surface: (Fix Surface)
- Electronics: DAE4 Sn1336; Calibrated: 2018/8/6
- Phantom: HAC Test Arch;
- DASY52 52.10.1(1476); SEMCAD X 14.6.11(7439)

Device E-Field measurement /E Scan: Interpolated grid: dx=0.5000 mm, dy=0.5000 mm

Device Reference Point: 0, 0, -6.3 mm

Reference Value = 35.77 V/m; Power Drift = -0.02 dB

Applied MIF = 3.26 dB

RF audio interference level = 36.93 dBV/m

Emission category: M4


MIF scaled E-field

Grid 1 M4 33.96 dBV/m	Grid 2 M4 36.58 dBV/m	Grid 3 M4 34.95 dBV/m
Grid 4 M4 33.39 dBV/m	Grid 5 M4 36.93 dBV/m	Grid 6 M4 33.82 dBV/m
Grid 7 M4 35.35 dBV/m	Grid 8 M4 36.93 dBV/m	Grid 9 M4 34.82 dBV/m

Unless otherwise stated the results shown in this test report refer only to the sample(s) tested and such sample(s) are retained for 90 days only.

除非另有說明，此報告結果僅對測試之樣品負責，同時此樣品僅保留90天。本報告未經本公司書面許可，不可部份複製。

This document is issued by the Company subject to its General Conditions of Service printed overleaf, available on request or accessible at www.sgs.com/terms_and_conditions.htm and for electronic format documents, subject to Terms and Conditions for Electronic Documents at www.sgs.com/terms_e-document.htm. Attention is drawn to the limitation of liability, indemnification and jurisdiction issues defined therein. Any holder of this document is advised that information contained hereon reflects the Company's findings at the time of its intervention only and within the limits of Client's instructions, if any. The Company's sole responsibility is to its Client and this document does not exonerate parties to a transaction from exercising all their rights and obligations under the transaction documents. This document cannot be reproduced except in full, without prior written approval of the Company. Any unauthorized alteration, forgery or falsification of the content or appearance of this document is unlawful and offenders may be prosecuted to the fullest extent of the law.



Unless otherwise stated the results shown in this test report refer only to the sample(s) tested and such sample(s) are retained for 90 days only.

除非另有說明，此報告結果僅對測試之樣品負責，同時此樣品僅保留90天。本報告未經本公司書面許可，不可部份複製。

This document is issued by the Company subject to its General Conditions of Service printed overleaf, available on request or accessible at www.sgs.com/terms_and_conditions.htm and for electronic format documents, subject to Terms and Conditions for Electronic Documents at www.sgs.com/terms_e-document.htm. Attention is drawn to the limitation of liability, indemnification and jurisdiction issues defined therein. Any holder of this document is advised that information contained hereon reflects the Company's findings at the time of its intervention only and within the limits of Client's instructions, if any. The Company's sole responsibility is to its Client and this document does not exonerate parties to a transaction from exercising all their rights and obligations under the transaction documents. This document cannot be reproduced except in full, without prior written approval of the Company. Any unauthorized alteration, forgery or falsification of the content or appearance of this document is unlawful and offenders may be prosecuted to the fullest extent of the law.

17. System Verification data

Date: 2019/3/29

Dipole CD835V3_SN:1149

Communication System: CW; Frequency: 835 MHz; Duty Cycle: 1:1

Medium parameters used: $\sigma = 0$ S/m, $\epsilon_r = 1$; $\rho = 1000$ kg/m³

Phantom section: RF Section

DASY5 Configuration:

- Probe: ER3DV6 - SN2480; ConvF(1, 1, 1) @ 835 MHz; Calibrated: 2018/12/10
- Sensor-Surface: (Fix Surface)
- Electronics: DAE4 Sn1336; Calibrated: 2018/8/6
- Phantom: HAC Test Arch;
- DASY52 52.10.1(1476); SEMCAD X 14.6.11(7439)

Dipole E-Field measurement: Interpolated grid: dx=0.5000 mm, dy=0.5000 mm

Device Reference Point: 0, 0, -6.3 mm

Reference Value = 107.4 V/m; Power Drift = 0.00 dB

PMR not calibrated. PMF = 1.000 is applied.

E-field emissions = 108.9 V/m

Near-field category: M4 (AWF 0 dB)

PMF scaled E-field

Grid 1 M4 103.7 V/m	Grid 2 M4 108.9 V/m	Grid 3 M4 102.2 V/m
Grid 4 M4 62.44 V/m	Grid 5 M4 62.63 V/m	Grid 6 M4 60.59 V/m
Grid 7 M4 110.4 V/m	Grid 8 M4 110.5 V/m	Grid 9 M4 110.0 V/m

Unless otherwise stated the results shown in this test report refer only to the sample(s) tested and such sample(s) are retained for 90 days only.

除非另有說明，此報告結果僅對測試之樣品負責，同時此樣品僅保留90天。本報告未經本公司書面許可，不可部份複製。


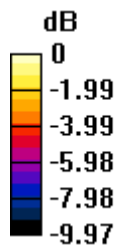
This document is issued by the Company subject to its General Conditions of Service printed overleaf, available on request or accessible at www.sgs.com/terms_and_conditions.htm and for electronic format documents, subject to Terms and Conditions for Electronic Documents at www.sgs.com/terms_e-document.htm. Attention is drawn to the limitation of liability, indemnification and jurisdiction issues defined therein. Any holder of this document is advised that information contained hereon reflects the Company's findings at the time of its intervention only and within the limits of Client's instructions, if any. The Company's sole responsibility is to its Client and this document does not exonerate parties to a transaction from exercising all their rights and obligations under the transaction documents. This document cannot be reproduced except in full, without prior written approval of the Company. Any unauthorized alteration, forgery or falsification of the content or appearance of this document is unlawful and offenders may be prosecuted to the fullest extent of the law.

Cursor:

Total = 110.5 V/m

E Category: M4

Location: 3, 78, 9.7 mm



$$0 \text{ dB} = 110.5 \text{ V/m} = 40.86 \text{ dBV/m}$$

Unless otherwise stated the results shown in this test report refer only to the sample(s) tested and such sample(s) are retained for 90 days only.

除非另有說明，此報告結果僅對測試之樣品負責，同時此樣品僅保留90天。本報告未經本公司書面許可，不可部份複製。

This document is issued by the Company subject to its General Conditions of Service printed overleaf, available on request or accessible at www.sgs.com/terms_and_conditions.htm and for electronic format documents, subject to Terms and Conditions for Electronic Documents at www.sgs.com/terms_e-document.htm. Attention is drawn to the limitation of liability, indemnification and jurisdiction issues defined therein. Any holder of this document is advised that information contained hereon reflects the Company's findings at the time of its intervention only and within the limits of Client's instructions, if any. The Company's sole responsibility is to its Client and this document does not exonerate parties to a transaction from exercising all their rights and obligations under the transaction documents. This document cannot be reproduced except in full, without prior written approval of the Company. Any unauthorized alteration, forgery or falsification of the content or appearance of this document is unlawful and offenders may be prosecuted to the fullest extent of the law.

Date: 2019/3/29

Dipole CD1880V3_SN:1023

Communication System: CW; Frequency: 1880 MHz; Duty Cycle: 1:1

Medium parameters used: $\sigma = 0$ S/m, $\epsilon_r = 1$; $\rho = 1000$ kg/m³

Phantom section: RF Section

DASY5 Configuration:

- Probe: ER3DV6 - SN2480; ConvF(1, 1, 1) @ 1880 MHz; Calibrated: 2018/12/10
- Sensor-Surface: (Fix Surface)
- Electronics: DAE4 Sn1336; Calibrated: 2018/8/6
- Phantom: HAC Test Arch;;
- DASY52 52.10.1(1476); SEMCAD X 14.6.11(7439)

Dipole E-Field measurement: Interpolated grid: dx=0.5000 mm, dy=0.5000 mm

Device Reference Point: 0, 0, -6.3 mm

Reference Value = 159.3 V/m; Power Drift = -0.02 dB

PMR not calibrated. PMF = 1.000 is applied.

E-field emissions = 89.94 V/m

Near-field category: M3 (AWF 0 dB)

PMF scaled E-field

Grid 1 M3 90.06 V/m	Grid 2 M3 91.43 V/m	Grid 3 M3 90.04 V/m
Grid 4 M3 69.98 V/m	Grid 5 M3 70.52 V/m	Grid 6 M3 69.25 V/m
Grid 7 M3 88.80 V/m	Grid 8 M3 89.94 V/m	Grid 9 M3 88.25 V/m

Cursor:

Total = 91.43 V/m

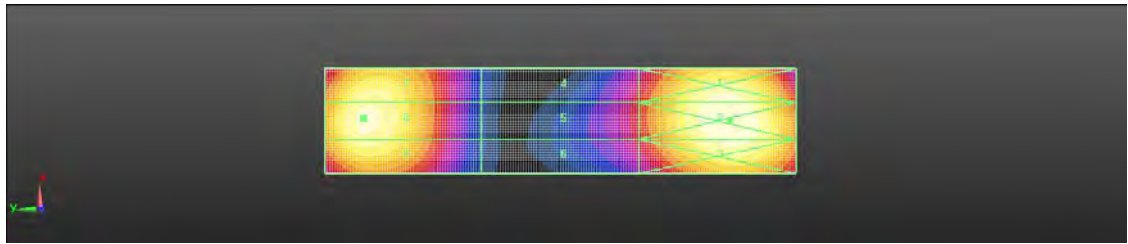
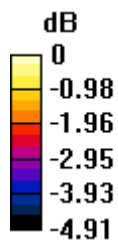
E Category: M3

Location: 0, -32.5, 9.7 mm

Unless otherwise stated the results shown in this test report refer only to the sample(s) tested and such sample(s) are retained for 90 days only.

除非另有說明，此報告結果僅對測試之樣品負責，同時此樣品僅保留90天。本報告未經本公司書面許可，不可部份複製。

This document is issued by the Company subject to its General Conditions of Service printed overleaf, available on request or accessible at www.sgs.com/terms_and_conditions.htm and for electronic format documents, subject to Terms and Conditions for Electronic Documents at www.sgs.com/terms_e-document.htm. Attention is drawn to the limitation of liability, indemnification and jurisdiction issues defined therein. Any holder of this document is advised that information contained hereon reflects the Company's findings at the time of its intervention only and within the limits of Client's instructions, if any. The Company's sole responsibility is to its Client and this document does not exonerate parties to a transaction from exercising all their rights and obligations under the transaction documents. This document cannot be reproduced except in full, without prior written approval of the Company. Any unauthorized alteration, forgery or falsification of the content or appearance of this document is unlawful and offenders may be prosecuted to the fullest extent of the law.



0 dB = 91.43 V/m = 39.22 dBV/m

Unless otherwise stated the results shown in this test report refer only to the sample(s) tested and such sample(s) are retained for 90 days only.

除非另有說明，此報告結果僅對測試之樣品負責，同時此樣品僅保留90天。本報告未經本公司書面許可，不可部份複製。

This document is issued by the Company subject to its General Conditions of Service printed overleaf, available on request or accessible at www.sgs.com/terms_and_conditions.htm and for electronic format documents, subject to Terms and Conditions for Electronic Documents at www.sgs.com/terms_e-document.htm. Attention is drawn to the limitation of liability, indemnification and jurisdiction issues defined therein. Any holder of this document is advised that information contained hereon reflects the Company's findings at the time of its intervention only and within the limits of Client's instructions, if any. The Company's sole responsibility is to its Client and this document does not exonerate parties to a transaction from exercising all their rights and obligations under the transaction documents. This document cannot be reproduced except in full, without prior written approval of the Company. Any unauthorized alteration, forgery or falsification of the content or appearance of this document is unlawful and offenders may be prosecuted to the fullest extent of the law.

18. DAE & Probe Calibration Certificate

Calibration Laboratory of Schmid & Partner Engineering AG
Zauggstrasse 43, 8004 Zurich, Switzerland

S Schweizerischer Kalibrierdienst
C Service suisse d'étalonnage
S Servizio svizzero di taratura
S Swiss Calibration Service

Accredited by the Swiss Accreditation Service (SAS)
The Swiss Accreditation Service is one of the signatories to the EA
Multilateral Agreement for the recognition of calibration certificates

Accreditation No.: SCS 0108

Client: SGS-TW (Auden) Certificate No.: DAE4-1336_Aug18

CALIBRATION CERTIFICATE

Object: DAE4 - SD 000 D04 BM - SN: 1336

Calibration procedure(s): QA.CAL-06.v29
Calibration procedure for the data acquisition electronics (DAE)

Calibration date: August 06, 2018

This calibration certificate documents the traceability to national standards, which realize the physical units of measurements (SI).
The measurements and the uncertainties with confidence probability are given on the following pages and are part of the certificate.

All calibrations have been conducted in the posed laboratory facility: environment temperature (22 ± 0.5)°C and humidity < 70%.

Calibration Equipment used (M&PE critical for calibration)

Primary Standards	ID #	Cal Date (Certificate No.)	Scheduled Calibration
Kentley Multimeter Type 2001	SN: 0910278	31-Aug-17 (No:21092)	Aug-18

Secondary Standards	ID #	Check Date (in house)	Scheduled Check
Auto DAE Calibration Unit	SE UWS 053 AA 1001	04-Jan-18 (in house check)	in house check Jan-19
Calibrator Box V2.1	SE UMS D06 AA 1002	04-Jan-18 (in house check)	in house check Jan-19

Calibrated by: Dominique Stettin, Function: Laboratory Technician, Signature: 

Approved by: Sven Kuhn, Function: Deputy Manager, Signature: 

Issued: August 6, 2018

This calibration certificate shall not be reproduced except in full without written approval of the laboratory.

Certificate No: DAE4-1336_Aug18

Page 1 of 5

Unless otherwise stated the results shown in this test report refer only to the sample(s) tested and such sample(s) are retained for 90 days only.

除非另有說明，此報告結果僅對測試之樣品負責，同時此樣品僅保留90天。本報告未經本公司書面許可，不可部份複製。

This document is issued by the Company subject to its General Conditions of Service printed overleaf, available on request or accessible at www.sgs.com/terms_and_conditions.htm and for electronic format documents, subject to Terms and Conditions for Electronic Documents at www.sgs.com/terms_e-document.htm. Attention is drawn to the limitation of liability, indemnification and jurisdiction issues defined therein. Any holder of this document is advised that information contained hereon reflects the Company's findings at the time of its intervention only and within the limits of Client's instructions, if any. The Company's sole responsibility is to its Client and this document does not exonerate parties to a transaction from exercising all their rights and obligations under the transaction documents. This document cannot be reproduced except in full, without prior written approval of the Company. Any unauthorized alteration, forgery or falsification of the content or appearance of this document is unlawful and offenders may be prosecuted to the fullest extent of the law.

Calibration Laboratory of
Schmid & Partner
Engineering AG
Zeughausstrasse 43, 8004 Zurich, Switzerland



S Schweizerischer Kalibrierdienst
C Service suisse d'étalonnage
S Servizio svizzero di taratura
S Swiss Calibration Service

Accredited by the Swiss Accreditation Service (SAS)
The Swiss Accreditation Service is one of the signatories to the EA
Multilateral Agreement for the recognition of calibration certificates

Accreditation No.: SCS 0108

Glossary

DAE data acquisition electronics
Connector angle information used in DASY system to align probe sensor X to the robot coordinate system.

Methods Applied and Interpretation of Parameters

- **DC Voltage Measurement:** Calibration Factor assessed for use in DASY system by comparison with a calibrated instrument traceable to national standards. The figure given corresponds to the full scale range of the voltmeter in the respective range.
- **Connector angle:** The angle of the connector is assessed measuring the angle mechanically by a tool inserted. Uncertainty is not required.
- The following parameters as documented in the Appendix contain technical information as a result from the performance test and require no uncertainty.
 - **DC Voltage Measurement Linearity:** Verification of the Linearity at +10% and -10% of the nominal calibration voltage. Influence of offset voltage is included in this measurement.
 - **Common mode sensitivity:** Influence of a positive or negative common mode voltage on the differential measurement.
 - **Channel separation:** Influence of a voltage on the neighbor channels not subject to an input voltage.
 - **AD Converter Values with inputs shorted:** Values on the internal AD converter corresponding to zero input voltage
 - **Input Offset Measurement:** Output voltage and statistical results over a large number of zero voltage measurements.
 - **Input Offset Current:** Typical value for information; Maximum channel input offset current, not considering the input resistance.
 - **Input resistance:** Typical value for information: DAE input resistance at the connector, during internal auto-zeroing and during measurement.
 - **Low Battery Alarm Voltage:** Typical value for information. Below this voltage, a battery alarm signal is generated.
 - **Power consumption:** Typical value for information. Supply currents in various operating modes.

Certified No: DAE4-1338_Aug18

Page 2 of 5

Unless otherwise stated the results shown in this test report refer only to the sample(s) tested and such sample(s) are retained for 90 days only.

除非另有說明，此報告結果僅對測試之樣品負責，同時此樣品僅保留90天。本報告未經本公司書面許可，不可部份複製。

This document is issued by the Company subject to its General Conditions of Service printed overleaf, available on request or accessible at www.sgs.com/terms_and_conditions.htm and for electronic format documents, subject to Terms and Conditions for Electronic Documents at www.sgs.com/terms_e-document.htm. Attention is drawn to the limitation of liability, indemnification and jurisdiction issues defined therein. Any holder of this document is advised that information contained hereon reflects the Company's findings at the time of its intervention only and within the limits of Client's instructions, if any. The Company's sole responsibility is to its Client and this document does not exonerate parties to a transaction from exercising all their rights and obligations under the transaction documents. This document cannot be reproduced except in full, without prior written approval of the Company. Any unauthorized alteration, forgery or falsification of the content or appearance of this document is unlawful and offenders may be prosecuted to the fullest extent of the law.

SGS Compliance Certification Services Inc. No.11, Wugong 6th Rd., Wugu Dist., New Taipei City 24891, Taiwan / 新北市五股區五工六路11號
程智科技股份有限公司 t: (886-2) 2299-9720 f: (886-2) 2298-1882 www.sgs.tw www.ccsrf.com

DC Voltage Measurement:

A/D - Converter Resolution nominal:

High Range: 1LSB = 6.1 μ V full range = -100...+300 mV

Low Range: 1LSB = 61 nV full range = -1...+3 mV

DASY measurement parameters: Auto Zero Time: 3 sec; Measuring time: 3 sec

Calibration Factors	X	Y	Z
High Range	403.344 \pm 0.02% (k=2)	403.624 \pm 0.02% (k=2)	403.407 \pm 0.02% (k=2)
Low Range	3.95102 \pm 1.50% (k=2)	3.98703 \pm 1.50% (k=2)	3.99583 \pm 1.50% (k=2)

Connector Angle

Connector Angle to be used in DASY system	287.0 $^{\circ}$ \pm 1 $^{\circ}$
---	-------------------------------------

Unless otherwise stated the results shown in this test report refer only to the sample(s) tested and such sample(s) are retained for 90 days only.

除非另有說明，此報告結果僅對測試之樣品負責，同時此樣品僅保留90天。本報告未經本公司書面許可，不可部份複製。

This document is issued by the Company subject to its General Conditions of Service printed overleaf, available on request or accessible at www.sgs.com/terms_and_conditions.htm and for electronic format documents, subject to Terms and Conditions for Electronic Documents at www.sgs.com/terms_e-document.htm. Attention is drawn to the limitation of liability, indemnification and jurisdiction issues defined therein. Any holder of this document is advised that information contained hereon reflects the Company's findings at the time of its intervention only and within the limits of Client's instructions, if any. The Company's sole responsibility is to its Client and this document does not exonerate parties to a transaction from exercising all their rights and obligations under the transaction documents. This document cannot be reproduced except in full, without prior written approval of the Company. Any unauthorized alteration, forgery or falsification of the content or appearance of this document is unlawful and offenders may be prosecuted to the fullest extent of the law.

Appendix (Additional assessments outside the scope of SCS0108)

1. DC Voltage Linearity

High Range		Reading (μV)	Difference (μV)	Error (%)
Channel X	+ Input	200042.98	8.65	0.00
Channel X	+ Input	20006.34	1.11	0.01
Channel X	- Input	-20005.65	-0.58	0.00
Channel Y	+ Input	200034.32	0.12	0.00
Channel Y	+ Input	20003.47	-1.57	-0.01
Channel Y	- Input	-20006.39	-1.21	0.01
Channel Z	+ Input	200032.22	-2.05	-0.00
Channel Z	+ Input	20002.78	-2.14	-0.01
Channel Z	- Input	-20007.34	-2.09	0.01

Low Range		Reading (μV)	Difference (μV)	Error (%)
Channel X	+ Input	2001.47	0.30	0.01
Channel X	+ Input	201.92	0.79	0.39
Channel X	- Input	-198.26	0.59	-0.30
Channel Y	+ Input	2001.55	0.37	0.02
Channel Y	+ Input	200.87	-0.11	-0.05
Channel Y	- Input	-199.34	-0.43	0.22
Channel Z	+ Input	2001.12	0.04	0.00
Channel Z	+ Input	200.15	-0.88	-0.44
Channel Z	- Input	-200.14	-1.15	0.58

2. Common mode sensitivity

DASY measurement parameters: Auto Zero Time: 3 sec; Measuring time: 3 sec

	Common mode Input Voltage (mV)	High Range Average Reading (μV)	Low Range Average Reading (μV)
Channel X	200	8.04	-4.72
	-200	-4.13	-4.79
Channel Y	200	-3.65	-3.78
	-200	2.68	2.45
Channel Z	200	22.40	-22.16
	-200	-24.83	-25.10

3. Channel separation

DASY measurement parameters: Auto Zero Time: 3 sec; Measuring time: 3 sec

	Input Voltage (mV)	Channel X (μV)	Channel Y (μV)	Channel Z (μV)
Channel X	200	-	5.12	-1.64
Channel Y	200	5.19	-	5.46
Channel Z	200	8.44	5.31	-

Certificate No: DAE4-1336_Aug18

Page 4 of 5

Unless otherwise stated the results shown in this test report refer only to the sample(s) tested and such sample(s) are retained for 90 days only.

除非另有說明，此報告結果僅對測試之樣品負責，同時此樣品僅保留90天。本報告未經本公司書面許可，不可部份複製。

This document is issued by the Company subject to its General Conditions of Service printed overleaf, available on request or accessible at www.sgs.com/terms_and_conditions.htm and for electronic format documents, subject to Terms and Conditions for Electronic Documents at www.sgs.com/terms_e-document.htm. Attention is drawn to the limitation of liability, indemnification and jurisdiction issues defined therein. Any holder of this document is advised that information contained hereon reflects the Company's findings at the time of its intervention only and within the limits of Client's instructions, if any. The Company's sole responsibility is to its Client and this document does not exonerate parties to a transaction from exercising all their rights and obligations under the transaction documents. This document cannot be reproduced except in full, without prior written approval of the Company. Any unauthorized alteration, forgery or falsification of the content or appearance of this document is unlawful and offenders may be prosecuted to the fullest extent of the law.

4. AD-Converter Values with inputs shorted

DASY measurement parameters: Auto Zero Time: 3 sec; Measuring time: 3 sec;

	High Range (LSB)	Low Range (LSB)
Channel X	15665	16509
Channel Y	15907	15587
Channel Z	15855	15507

5. Input Offset Measurement

DASY measurement parameters: Auto Zero Time: 3 sec; Measuring time: 3 sec;
Input 10MΩ

	Average (μV)	min. Offset (μV)	max. Offset (μV)	Std. Deviation (μV)
Channel X	0.87	-0.00	2.62	0.36
Channel Y	-3.53	2.87	-4.58	0.34
Channel Z	-0.18	-1.34	1.53	0.54

6. Input Offset Current

Nominal input circuitry offset current on all channels: <25fA

7. Input Resistance (Typical values for information)

	Zeroing (kΩhm)	Measuring (MΩhm)
Channel X	200	200
Channel Y	200	200
Channel Z	200	200

8. Low Battery Alarm Voltage (Typical values for information)

Typical values	Alarm Level (VDC)
Supply (+ Vcc)	+7.9
Supply (- Vcc)	-7.6

9. Power Consumption (Typical values for information)

Typical values	Switched off (mA)	Stand by (mA)	Transmitting (mA)
Supply (+ Vcc)	+0.01	+8	+18
Supply (- Vcc)	-0.01	-8	-9

Unless otherwise stated the results shown in this test report refer only to the sample(s) tested and such sample(s) are retained for 90 days only.

除非另有說明，此報告結果僅對測試之樣品負責，同時此樣品僅保留90天。本報告未經本公司書面許可，不可部份複製。

This document is issued by the Company subject to its General Conditions of Service printed overleaf, available on request or accessible at www.sgs.com/terms_and_conditions.htm and for electronic format documents, subject to Terms and Conditions for Electronic Documents at www.sgs.com/terms_e-document.htm. Attention is drawn to the limitation of liability, indemnification and jurisdiction issues defined therein. Any holder of this document is advised that information contained hereon reflects the Company's findings at the time of its intervention only and within the limits of Client's instructions, if any. The Company's sole responsibility is to its Client and this document does not exonerate parties to a transaction from exercising all their rights and obligations under the transaction documents. This document cannot be reproduced except in full, without prior written approval of the Company. Any unauthorized alteration, forgery or falsification of the content or appearance of this document is unlawful and offenders may be prosecuted to the fullest extent of the law.

Calibration Laboratory of
Schmid & Partner
Engineering AG
Zeughausstrasse 43, 8004 Zurich, Switzerland



S Schweizerischer Kalibrierdienst
C Service suisse d'étalonnage
S Servizio svizzero di taratura
S Swiss Calibration Service

Accredited by the Swiss Accreditation Service (SAS)
The Swiss Accreditation Service is one of the signatories to the EA
Multilateral Agreement for the recognition of calibration certificates

Accreditation No.: **SCS 0108**

Client: **Auden**

Certificate No: **ER3-2480_Dec18**

CALIBRATION CERTIFICATE

Object: **ER3DV6 - SN:2480**

Calibration procedure(s): **QA CAL-02.v8, QA CAL-25.v8**
Calibration procedure for E-field probes optimized for close near field
evaluations (N) all

Calibration date: **December 10, 2018**

This calibration certificate documents the traceability to national standards, which resolve the physical units of measurements (SI).
The measurements and the uncertainties with confidence probability are given on the following pages and are part of the certificate.

All calibrations have been conducted in the closed laboratory facility, environment (temperature (22 ± 3) °C and humidity < 70%).

Calibration Equipment used (MATE, critical for calibration):

Primary Standards	ID	Cal Date (Certificate No.)	Scheduled Calibration
Power meter NRP	SN: 104778	04-Apr-18 (No. 217-02672/02673)	Apr-18
Power sensor NRP Z91	SN: 103244	04-Apr-18 (No. 217-02672)	Apr-18
Power sensor NRP Z91	SN: 103245	04-Apr-18 (No. 217-02673)	Apr-18
Reference 20 dB Attenuator	SN: S5277 (20x)	04-Apr-18 (No. 217-02682)	Apr-18
Reference Probe ER3DVE	SN: 2458	09-Oct-18 (No. ER3-2325, Oct18)	Oct-18
DAE4	SN: 789	07-Aug-18 (No. DAE4-789, Aug18)	Aug-18
Secondary Standards	ID	Check Date (in house)	Scheduled Check
Power meter E4419B	SN: GB41293874	06-Apr-18 (in house check Jun-18)	in house check Jun-20
Power sensor E4412A	SN: NY41458087	06-Apr-18 (in house check Jun-18)	in house check Jun-20
Power sensor E4412A	SN: 000110210	06-Apr-18 (in house check Jun-18)	in house check Jun-20
RF Immeter HF 8848C	SN: US3642U01700	04-Aug-09 (in house check Jun-18)	in house check Jun-20
Network Analyzer E8363A	SN: US410B0477	31-Mar-14 (in house check Oct-18)	in house check Oct-18

Calibrated by:	Name	Function	Signature
	Jeton Kasin	Laboratory Technician	
Accepted by:	Name	Function	Signature
	Katja Polster	Technical Manager	
Issued December 11, 2018			
This calibration certificate shall not be reproduced except in full without written approval of the laboratory			

Certificate No: **ER3-2480_Dec18**

Page 9 of 38

Unless otherwise stated the results shown in this test report refer only to the sample(s) tested and such sample(s) are retained for 90 days only.

除非另有說明，此報告結果僅對測試之樣品負責，同時此樣品僅保留90天。本報告未經本公司書面許可，不可部份複製。

This document is issued by the Company subject to its General Conditions of Service printed overleaf, available on request or accessible at www.sgs.com/terms_and_conditions.htm and for electronic format documents, subject to Terms and Conditions for Electronic Documents at www.sgs.com/terms_e-document.htm. Attention is drawn to the limitation of liability, indemnification and jurisdiction issues defined therein. Any holder of this document is advised that information contained hereon reflects the Company's findings at the time of its intervention only and within the limits of Client's instructions, if any. The Company's sole responsibility is to its Client and this document does not exonerate parties to a transaction from exercising all their rights and obligations under the transaction documents. This document cannot be reproduced except in full, without prior written approval of the Company. Any unauthorized alteration, forgery or falsification of the content or appearance of this document is unlawful and offenders may be prosecuted to the fullest extent of the law.

**Calibration Laboratory of
Schmid & Partner
Engineering AG**
Zeughausstrasse 43, 8004 Zürich, Switzerland



S Schweizerischer Kalibrierdienst
C Service suisse d'étalonnage
S Servizio svizzero di taratura
Swiss Calibration Service

Accredited by the Swiss Accreditation Service (SAS)

The Swiss Accreditation Service is one of the signatories to the EA
Multilateral Agreement for the recognition of calibration certificates

Accreditation No.: **SCS 0108**

Glossary:

NORM _{x,y,z}	sensitivity in free space
DCP	diode compression point
CF	crest factor (1/duty_cycle) of the RF signal
A, B, C, D	modulation dependent linearization parameters
Polarization φ	φ rotation around probe axis
Polarization θ	θ rotation around an axis that is in the plane normal to probe axis (at measurement center), i.e., $\theta = 0$ is normal to probe axis
Connector Angle	Information used in DASY system to align probe sensor X to the robot coordinate system

Calibration is Performed According to the Following Standards:

- IEEE Std 1309-2005, "IEEE Standard for calibration of electromagnetic field sensors and probes, excluding antennas, from 9 kHz to 40 GHz", December 2005
- CTIA Test Plan for Hearing Aid Compatibility, Rev 3.1.1, May 2017

Methods Applied and Interpretation of Parameters:

- NORM_{x,y,z}: Assessed for E-field polarization $\theta = 0$ for XY sensors and $\theta = 90$ for Z sensor ($f \leq 900$ MHz in TEM-cell; $f > 1800$ MHz: R22 waveguide)
- NORM_{(f)x,y,z} = NORM_{x,y,z} * frequency_response (see Frequency Response Chart)
- DCF_{x,y,z}: DCF are numerical linearization parameters assessed based on the data of power sweep with CW signal (no uncertainty required). DCF does not depend on frequency nor media
- PAR: PAR is the Peak to Average Ratio that is not calibrated but determined based on the signal characteristics
- A_{x,y,z}, B_{x,y,z}, C_{x,y,z}, D_{x,y,z}, VR_{x,y,z}: A, B, C, D are numerical linearization parameters assessed based on the data of power sweep for specific modulation signal. The parameters do not depend on frequency nor media. VR is the maximum calibration range expressed in RMS voltage across the diode
- Spherical isotropy (3D deviation from isotropy): in a locally homogeneous field realized using an open waveguide setup
- Sensor Offset: The sensor offset corresponds to the offset of virtual measurement center from the probe tip (on probe axis). No tolerance required
- Connector Angle: The angle is assessed using the information gained by determining the NORM into uncertainty required.

Unless otherwise stated the results shown in this test report refer only to the sample(s) tested and such sample(s) are retained for 90 days only.

除非另有說明，此報告結果僅對測試之樣品負責，同時此樣品僅保留90天。本報告未經本公司書面許可，不可部份複製。

This document is issued by the Company subject to its General Conditions of Service printed overleaf, available on request or accessible at www.sgs.com/terms_and_conditions.htm and for electronic format documents, subject to Terms and Conditions for Electronic Documents at www.sgs.com/terms_e-document.htm. Attention is drawn to the limitation of liability, indemnification and jurisdiction issues defined therein. Any holder of this document is advised that information contained hereon reflects the Company's findings at the time of its intervention only and within the limits of Client's instructions, if any. The Company's sole responsibility is to its Client and this document does not exonerate parties to a transaction from exercising all their rights and obligations under the transaction documents. This document cannot be reproduced except in full, without prior written approval of the Company. Any unauthorized alteration, forgery or falsification of the content or appearance of this document is unlawful and offenders may be prosecuted to the fullest extent of the law.

ER3DV6 – SN:2480

December 10, 2018

Probe ER3DV6

SN:2480

Manufactured: March 31, 2009
Calibrated: December 10, 2018Calibrated for DASY/EASY Systems
(Note: non-compatible with DASY2 system!)

Certificate No: ER3-2380_Dec18

Page 3 of 38

Unless otherwise stated the results shown in this test report refer only to the sample(s) tested and such sample(s) are retained for 90 days only.

除非另有說明，此報告結果僅對測試之樣品負責，同時此樣品僅保留90天。本報告未經本公司書面許可，不可部份複製。

This document is issued by the Company subject to its General Conditions of Service printed overleaf, available on request or accessible at www.sgs.com/terms_and_conditions.htm and for electronic format documents, subject to Terms and Conditions for Electronic Documents at www.sgs.com/terms_e-document.htm. Attention is drawn to the limitation of liability, indemnification and jurisdiction issues defined therein. Any holder of this document is advised that information contained hereon reflects the Company's findings at the time of its intervention only and within the limits of Client's instructions, if any. The Company's sole responsibility is to its Client and this document does not exonerate parties to a transaction from exercising all their rights and obligations under the transaction documents. This document cannot be reproduced except in full, without prior written approval of the Company. Any unauthorized alteration, forgery or falsification of the content or appearance of this document is unlawful and offenders may be prosecuted to the fullest extent of the law.

SGS Compliance Certification Services Inc. No.11, Wugong 6th Rd., Wugu Dist., New Taipei City 24891, Taiwan / 新北市五股區五工六路11號
程智科技股份有限公司 t: (886-2) 2299-9720 f: (886-2) 2298-1882 www.sgs.tw www.ccsrf.com

ER3DV6 – SN:2480

December 10, 2018

DASY/EASY - Parameters of Probe: ER3DV6 - SN:2480**Basic Calibration Parameters**

	Sensor X	Sensor Y	Sensor Z	Unc (k=2)
Norm ($\mu\text{V}/(\text{V}/\text{m})^2$)	1.98	1.43	1.78	$\pm 10.1\%$
DCP (mV) ^a	100.2	101.8	101.5	

Modulation Calibration Parameters

UID	Communication System Name		A dB	B dB $\sqrt{\mu\text{V}}$	C	D dB	VR mV	Unc ^c (k=2)
0	CW	X	0.0	0.0	1.0	0.00	224.4	$\pm 3.5\%$
		Y	0.0	0.0	1.0		199.8	
		Z	0.0	0.0	1.0		197.8	

Note: For details on UID parameters see Appendix.

Sensor Model Parameters

	C1 fF	C2 fF	α V^{-1}	T1 $\text{ms}\cdot\text{V}^{-2}$	T2 $\text{ms}\cdot\text{V}^{-1}$	T3 ms	T4 V^{-2}	T5 V^{-1}	T6
X	109.0	522.0	36.34	29.18	2.596	5.100	0.00	0.746	1.021
Y	82.59	393.3	35.93	24.73	1.001	5.100	0.00	0.591	1.015
Z	76.35	364.5	36.33	29.64	3.089	5.100	0.00	0.823	1.015

The reported uncertainty of measurement is stated as the standard uncertainty of measurement multiplied by the coverage factor $k=2$, which for a normal distribution corresponds to a coverage probability of approximately 95%.

^a Numerical linearization parameter; uncertainty not required.^c Uncertainty is determined using the max. deviation from linear response applying rectangular distribution and is expressed for the square of the field value.

Unless otherwise stated the results shown in this test report refer only to the sample(s) tested and such sample(s) are retained for 90 days only.

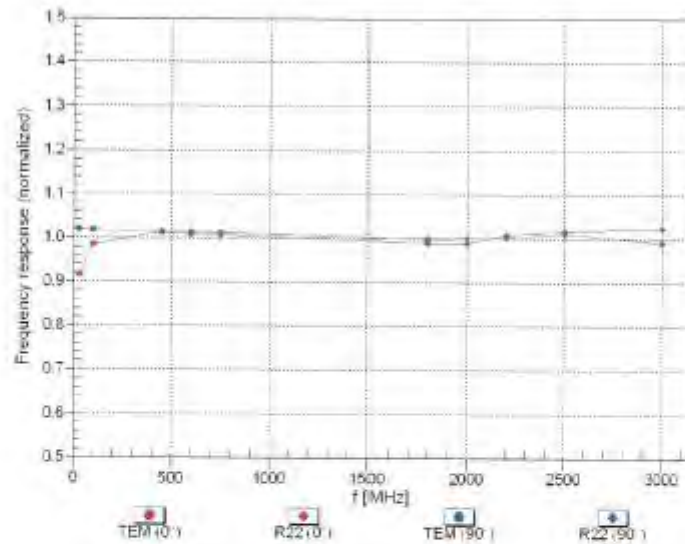
除非另有說明，此報告結果僅對測試之樣品負責，同時此樣品僅保留90天。本報告未經本公司書面許可，不可部份複製。

This document is issued by the Company subject to its General Conditions of Service printed overleaf, available on request or accessible at www.sgs.com/terms_and_conditions.htm and for electronic format documents, subject to Terms and Conditions for Electronic Documents at www.sgs.com/terms_e-document.htm. Attention is drawn to the limitation of liability, indemnification and jurisdiction issues defined therein. Any holder of this document is advised that information contained hereon reflects the Company's findings at the time of its intervention only and within the limits of Client's instructions, if any. The Company's sole responsibility is to its Client and this document does not exonerate parties to a transaction from exercising all their rights and obligations under the transaction documents. This document cannot be reproduced except in full, without prior written approval of the Company. Any unauthorized alteration, forgery or falsification of the content or appearance of this document is unlawful and offenders may be prosecuted to the fullest extent of the law.

ER3DV6-SN 2480

December 10, 2018

Frequency Response of E-Field (TEM-Cell: If1110 EXX, Waveguide: R22)



Uncertainty of Frequency Response of E-field: $\pm 6.3\%$ ($k=2$)

Certificate No. ER3-2480_Dec18

Page 5 of 38

Unless otherwise stated the results shown in this test report refer only to the sample(s) tested and such sample(s) are retained for 90 days only.

除非另有說明，此報告結果僅對測試之樣品負責，同時此樣品僅保留90天。本報告未經本公司書面許可，不可部份複製。

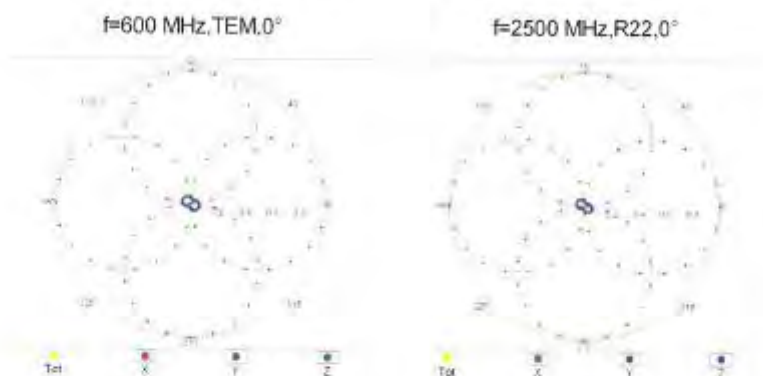
This document is issued by the Company subject to its General Conditions of Service printed overleaf, available on request or accessible at www.sgs.com/terms_and_conditions.htm and for electronic format documents, subject to Terms and Conditions for Electronic Documents at www.sgs.com/terms_e-document.htm. Attention is drawn to the limitation of liability, indemnification and jurisdiction issues defined therein. Any holder of this document is advised that information contained hereon reflects the Company's findings at the time of its intervention only and within the limits of Client's instructions, if any. The Company's sole responsibility is to its Client and this document does not exonerate parties to a transaction from exercising all their rights and obligations under the transaction documents. This document cannot be reproduced except in full, without prior written approval of the Company. Any unauthorized alteration, forgery or falsification of the content or appearance of this document is unlawful and offenders may be prosecuted to the fullest extent of the law.

SGS Compliance Certification Services Inc. No.11, Wugong 6th Rd., Wugu Dist., New Taipei City 24891, Taiwan / 新北市五股區五工六路11號
程智科技股份有限公司 t: (886-2) 2299-9720 f: (886-2) 2298-1882 www.sgs.tw www.ccsrf.com

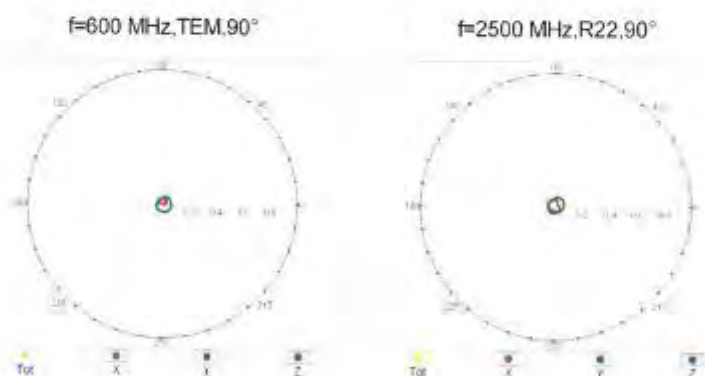
ER3DV8 - SN:2480

December 10, 2018

Receiving Pattern (ϕ), $\theta = 0^\circ$



Receiving Pattern (ϕ), $\theta = 90^\circ$



Certificate No: ER3-2480_Dec18

Page 6 of 38

Unless otherwise stated the results shown in this test report refer only to the sample(s) tested and such sample(s) are retained for 90 days only.

除非另有說明，此報告結果僅對測試之樣品負責，同時此樣品僅保留90天。本報告未經本公司書面許可，不可部份複製。

This document is issued by the Company subject to its General Conditions of Service printed overleaf, available on request or accessible at www.sgs.com/terms_and_conditions.htm and for electronic format documents, subject to Terms and Conditions for Electronic Documents at www.sgs.com/terms_e-document.htm. Attention is drawn to the limitation of liability, indemnification and jurisdiction issues defined therein. Any holder of this document is advised that information contained hereon reflects the Company's findings at the time of its intervention only and within the limits of Client's instructions, if any. The Company's sole responsibility is to its Client and this document does not exonerate parties to a transaction from exercising all their rights and obligations under the transaction documents. This document cannot be reproduced except in full, without prior written approval of the Company. Any unauthorized alteration, forgery or falsification of the content or appearance of this document is unlawful and offenders may be prosecuted to the fullest extent of the law.

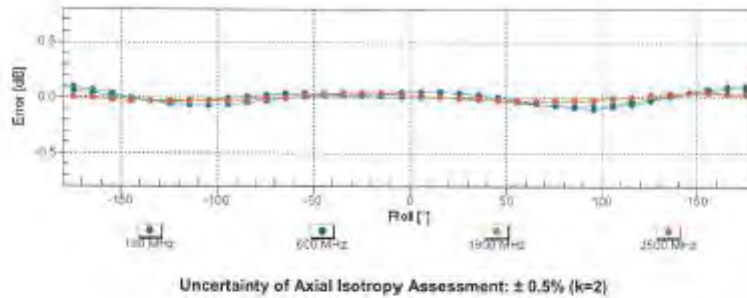
SGS Compliance Certification Services Inc. No.11, Wugong 6th Rd., Wugu Dist., New Taipei City 24891, Taiwan / 新北市五股區五工六路11號
程智科技股份有限公司 t: (886-2) 2299-9720 f: (886-2) 2298-1882 www.sgs.tw www.ccsrf.com

Member of the SGS Group (SGS SA)

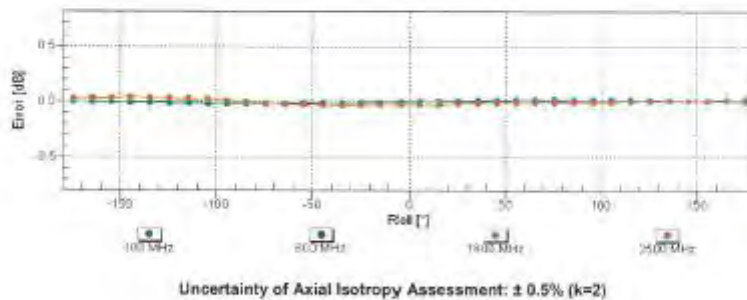
ER3DV6 - SN:2480

December 10, 2018

Receiving Pattern (ϕ), $\theta = 0^\circ$



Receiving Pattern (ϕ), $\theta = 90^\circ$



Certificate No: ER3-2480_Dec18

Page 7 of 38

Unless otherwise stated the results shown in this test report refer only to the sample(s) tested and such sample(s) are retained for 90 days only.

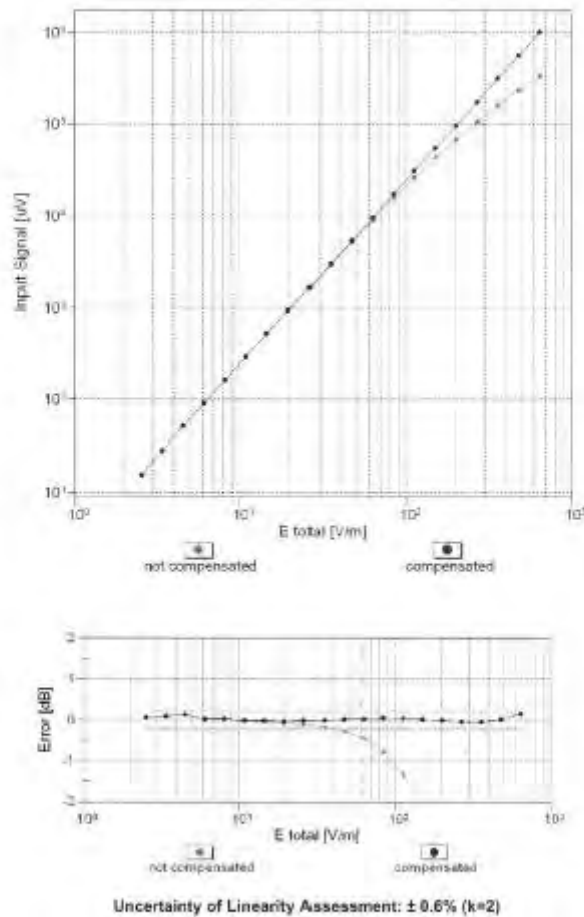
除非另有說明，此報告結果僅對測試之樣品負責，同時此樣品僅保留90天。本報告未經本公司書面許可，不可部份複製。

This document is issued by the Company subject to its General Conditions of Service printed overleaf, available on request or accessible at www.sgs.com/terms_and_conditions.htm and for electronic format documents, subject to Terms and Conditions for Electronic Documents at www.sgs.com/terms_e-document.htm. Attention is drawn to the limitation of liability, indemnification and jurisdiction issues defined therein. Any holder of this document is advised that information contained hereon reflects the Company's findings at the time of its intervention only and within the limits of Client's instructions, if any. The Company's sole responsibility is to its Client and this document does not exonerate parties to a transaction from exercising all their rights and obligations under the transaction documents. This document cannot be reproduced except in full, without prior written approval of the Company. Any unauthorized alteration, forgery or falsification of the content or appearance of this document is unlawful and offenders may be prosecuted to the fullest extent of the law.

ER3DV6 - SN:2480

December 10, 2018

Dynamic Range f(E-field) (TEM cell, f = 900 MHz)



Certificate No: ER3-2480_Dec18

Page 8 of 38

Unless otherwise stated the results shown in this test report refer only to the sample(s) tested and such sample(s) are retained for 90 days only.

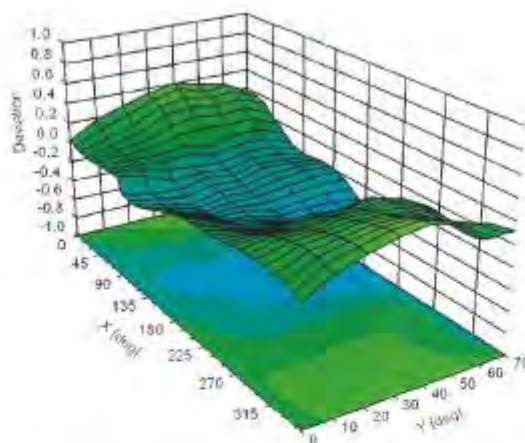
除非另有說明，此報告結果僅對測試之樣品負責，同時此樣品僅保留90天。本報告未經本公司書面許可，不可部份複製。

This document is issued by the Company subject to its General Conditions of Service printed overleaf, available on request or accessible at www.sgs.com/terms_and_conditions.htm and for electronic format documents, subject to Terms and Conditions for Electronic Documents at www.sgs.com/terms_e-document.htm. Attention is drawn to the limitation of liability, indemnification and jurisdiction issues defined therein. Any holder of this document is advised that information contained hereon reflects the Company's findings at the time of its intervention only and within the limits of Client's instructions, if any. The Company's sole responsibility is to its Client and this document does not exonerate parties to a transaction from exercising all their rights and obligations under the transaction documents. This document cannot be reproduced except in full, without prior written approval of the Company. Any unauthorized alteration, forgery or falsification of the content or appearance of this document is unlawful and offenders may be prosecuted to the fullest extent of the law.

ER30VB - SN.2480

December 10, 2018

Deviation from Isotropy in Air Error (ϕ , θ), $f = 900$ MHz



Uncertainty of Spherical Isotropy Assessment: $\pm 2.6\%$ ($k=2$)

Certificate No: ER3-2480_Dec18

Page 59 of 39

Unless otherwise stated the results shown in this test report refer only to the sample(s) tested and such sample(s) are retained for 90 days only.

除非另有說明，此報告結果僅對測試之樣品負責，同時此樣品僅保留90天。本報告未經本公司書面許可，不可部份複製。

This document is issued by the Company subject to its General Conditions of Service printed overleaf, available on request or accessible at www.sgs.com/terms_and_conditions.htm and for electronic format documents, subject to Terms and Conditions for Electronic Documents at www.sgs.com/terms_e-document.htm. Attention is drawn to the limitation of liability, indemnification and jurisdiction issues defined therein. Any holder of this document is advised that information contained hereon reflects the Company's findings at the time of its intervention only and within the limits of Client's instructions, if any. The Company's sole responsibility is to its Client and this document does not exonerate parties to a transaction from exercising all their rights and obligations under the transaction documents. This document cannot be reproduced except in full, without prior written approval of the Company. Any unauthorized alteration, forgery or falsification of the content or appearance of this document is unlawful and offenders may be prosecuted to the fullest extent of the law.

SGS Compliance Certification Services Inc. No.11, Wugong 6th Rd., Wugu Dist., New Taipei City 24891, Taiwan / 新北市五股區五工六路11號
程智科技股份有限公司 t: (886-2) 2299-9720 f: (886-2) 2298-1882 www.sgs.tw www.ccsrf.com

Member of the SGS Group (SGS SA)

ER3DV6 – SN:2480

December 10, 2018

DASY/EASY - Parameters of Probe: ER3DV6 - SN:2480

Other Probe Parameters

Sensor Arrangement	Rectangular
Connector Angle (°)	15.5
Mechanical Surface Detection Mode	enabled
Optical Surface Detection Mode	disabled
Probe Overall Length	337 mm
Probe Body Diameter	10 mm
Tip Length	10 mm
Tip Diameter	8 mm
Probe Tip to Sensor X Calibration Point	2.5 mm
Probe Tip to Sensor Y Calibration Point	2.5 mm
Probe Tip to Sensor Z Calibration Point	2.5 mm

Certificate No: ER3-2480_Dec18

Page 10 of 38

Unless otherwise stated the results shown in this test report refer only to the sample(s) tested and such sample(s) are retained for 90 days only.

除非另有說明，此報告結果僅對測試之樣品負責，同時此樣品僅保留90天。本報告未經本公司書面許可，不可部份複製。

This document is issued by the Company subject to its General Conditions of Service printed overleaf, available on request or accessible at www.sgs.com/terms_and_conditions.htm and for electronic format documents, subject to Terms and Conditions for Electronic Documents at www.sgs.com/terms_e-document.htm. Attention is drawn to the limitation of liability, indemnification and jurisdiction issues defined therein. Any holder of this document is advised that information contained hereon reflects the Company's findings at the time of its intervention only and within the limits of Client's instructions, if any. The Company's sole responsibility is to its Client and this document does not exonerate parties to a transaction from exercising all their rights and obligations under the transaction documents. This document cannot be reproduced except in full, without prior written approval of the Company. Any unauthorized alteration, forgery or falsification of the content or appearance of this document is unlawful and offenders may be prosecuted to the fullest extent of the law.

SGS Compliance Certification Services Inc. No.11, Wugong 6th Rd., Wugu Dist., New Taipei City 24891, Taiwan / 新北市五股區五工六路11號
程智科技股份有限公司 t: (886-2) 2299-9720 f: (886-2) 2298-1882 www.sgs.tw www.ccsrf.com

Member of the SGS Group (SGS SA)

ER3DV6 – SN-2480

December 10, 2018

Appendix: Modulation Calibration Parameters

UID	Communication System Name		A dB	B dBµV	C	D dB	VR mV	Max Unc ^E (k=2)
0	CW	X	0.00	0.00	1.00	0.00	224.4	± 3.5 %
		Y	0.00	0.00	1.00		199.8	
		Z	0.00	0.00	1.00		197.8	
10010- CAA	SAR Validation (Square, 100ms, 10ms)	X	8.63	79.95	19.00	10.00	30.0	± 9.6 %
		Y	6.70	77.12	15.99		30.0	
		Z	8.99	80.35	19.54		30.0	
10011- CAB	UMTS-FDD (WCDMA)	X	1.36	70.64	16.32	0.00	150.0	± 9.6 %
		Y	1.23	69.34	15.34		150.0	
		Z	1.34	71.71	17.01		150.0	
10012- CAB	IEEE 802.11b WiFi 2.4 GHz (DSSS, 1 Mbps)	X	1.54	68.30	17.36	0.41	150.0	± 9.6 %
		Y	1.44	67.56	16.75		150.0	
		Z	1.54	68.77	17.71		150.0	
10013- CAB	IEEE 802.11g WiFi 2.4 GHz (DSSS-CFDM, 6 Mbps)	X	5.86	70.01	19.22	1.46	150.0	± 9.6 %
		Y	5.60	69.70	18.89		150.0	
		Z	5.73	70.20	19.16		150.0	
10021- DAC	GSM-FDD (TDMA, GMSK)	X	11.63	85.73	22.68	9.39	50.0	± 9.6 %
		Y	15.63	90.72	22.51		50.0	
		Z	11.90	86.22	23.37		50.0	
10023- DAC	GPRS-FDD (TDMA, GMSK, TN 0)	X	11.58	85.57	22.69	9.57	50.0	± 9.6 %
		Y	14.99	90.02	22.32		50.0	
		Z	11.76	85.86	23.28		50.0	
10024- DAC	GPRS-FDD (TDMA, GMSK, TN 0-1)	X	11.28	86.30	21.43	6.56	60.0	± 9.6 %
		Y	17.09	91.72	21.52		60.0	
		Z	12.07	87.73	22.41		60.0	
10025- DAC	EDGE-FDD (TDMA, 8PSK, TN 0)	X	93.41	158.53	57.75	12.57	50.0	± 9.6 %
		Y	100.00	166.21	60.12		50.0	
		Z	29.69	119.35	45.13		50.0	
10026- DAC	EDGE-FDD (TDMA, 8PSK, TN 0-1)	X	37.14	120.85	41.81	9.56	60.0	± 9.6 %
		Y	100.00	150.48	50.32		60.0	
		Z	26.69	111.39	38.52		60.0	
10027- DAC	GPRS-FDD (TDMA, GMSK, TN 0-1-2)	X	12.05	88.41	21.21	4.80	80.0	± 9.6 %
		Y	21.78	94.95	21.58		80.0	
		Z	14.58	91.83	22.80		80.0	
10028- DAC	GPRS-FDD (TDMA, GMSK, TN 0-1-2-3)	X	14.27	91.86	21.54	3.55	100.0	± 9.6 %
		Y	30.68	99.19	21.97		100.0	
		Z	23.90	99.90	24.40		100.0	
10029- DAC	EDGE-FDD (TDMA, 8PSK, TN 0-1-2)	X	28.21	113.72	38.42	7.80	80.0	± 9.6 %
		Y	78.28	143.02	47.23		80.0	
		Z	20.57	105.31	35.44		80.0	
10030- CAA	IEEE 802.15.1 Bluetooth (GFSK, DH1)	X	10.81	86.16	20.73	5.30	70.0	± 9.6 %
		Y	15.07	89.87	20.31		70.0	
		Z	11.88	87.96	21.76		70.0	
10031- CAA	IEEE 802.15.1 Bluetooth (GFSK, DH3)	X	11.86	91.81	20.12	1.88	100.0	± 9.6 %
		Y	7.92	85.14	16.54		100.0	
		Z	54.88	111.31	25.62		100.0	

Certificate No: ER3-2480_Dec18

Page 11 of 38

Unless otherwise stated the results shown in this test report refer only to the sample(s) tested and such sample(s) are retained for 90 days only.

除非另有說明，此報告結果僅對測試之樣品負責，同時此樣品僅保留90天。本報告未經本公司書面許可，不可部份複製。

This document is issued by the Company subject to its General Conditions of Service printed overleaf, available on request or accessible at www.sgs.com/terms_and_conditions.htm and for electronic format documents, subject to Terms and Conditions for Electronic Documents at www.sgs.com/terms_e-document.htm. Attention is drawn to the limitation of liability, indemnification and jurisdiction issues defined therein. Any holder of this document is advised that information contained hereon reflects the Company's findings at the time of its intervention only and within the limits of Client's instructions, if any. The Company's sole responsibility is to its Client and this document does not exonerate parties to a transaction from exercising all their rights and obligations under the transaction documents. This document cannot be reproduced except in full, without prior written approval of the Company. Any unauthorized alteration, forgery or falsification of the content or appearance of this document is unlawful and offenders may be prosecuted to the fullest extent of the law.

SGS Compliance Certification Services Inc. No.11, Wugong 6th Rd., Wugu Dist., New Taipei City 24891, Taiwan / 新北市五股區五工六路11號
程智科技股份有限公司 t:(886-2) 2299-9720 f:(886-2) 2298-1882 www.sgs.tw www.ccsrf.com

Member of the SGS Group (SGS SA)

ER3DV6 – SN-2480

December 10, 2018

10032-CAA	IEEE 802.15.1 Bluetooth (GFSK, DH5)	X	10.94	93.17	19.71	1.17	100.0	± 9.6 %
		Y	3.30	78.73	13.78		100.0	
		Z	100.00	119.12	26.34		100.0	
10033-CAA	IEEE 802.15.1 Bluetooth (PI4-DQPSK, DH1)	X	13.61	93.20	25.94	5.30	70.0	± 9.6 %
		Y	23.98	103.66	26.28		70.0	
		Z	11.23	88.67	24.00		70.0	
10034-CAA	IEEE 802.15.1 Bluetooth (PI4-DQPSK, DH3)	X	5.82	84.07	21.54	1.88	100.0	± 9.6 %
		Y	5.35	83.13	20.29		100.0	
		Z	5.83	83.11	20.47		100.0	
10035-CAA	IEEE 802.15.1 Bluetooth (PI4-DQPSK, DH5)	X	3.98	80.06	19.86	1.17	100.0	± 9.6 %
		Y	3.38	77.98	18.14		100.0	
		Z	4.20	80.20	19.11		100.0	
10036-CAA	IEEE 802.15.1 Bluetooth (8-DPSK, DH1)	X	14.43	94.31	26.35	5.30	70.0	± 9.6 %
		Y	28.22	106.48	29.11		70.0	
		Z	11.88	89.74	24.41		70.0	
10037-CAA	IEEE 802.15.1 Bluetooth (8-DPSK, DH3)	X	5.92	84.36	21.59	1.88	100.0	± 9.6 %
		Y	5.41	83.36	20.32		100.0	
		Z	5.84	83.18	20.46		100.0	
10038-CAA	IEEE 802.15.1 Bluetooth (8-DPSK, DH5)	X	4.15	80.86	20.22	1.17	100.0	± 9.6 %
		Y	3.51	78.76	18.51		100.0	
		Z	4.40	81.08	19.51		100.0	
10039-CAB	CDMA2000 (1xRTT, RC1)	X	2.03	71.19	16.04	0.00	150.0	± 9.6 %
		Y	1.78	70.21	14.65		150.0	
		Z	1.96	72.68	15.91		150.0	
10042-CAB	IS-54 / IS-136 FDD (TDMA/FDM, PI4-DQPSK, Halfrate)	X	10.28	83.81	20.58	7.78	50.0	± 9.6 %
		Y	11.53	85.51	19.47		50.0	
		Z	10.85	84.73	21.35		50.0	
10044-CAA	IS-91/EIA/TIA-553 FDD (FDMA, FM)	X	0.10	86.30	4.07	0.00	150.0	± 9.6 %
		Y	0.02	75.50	0.88		150.0	
		Z	0.42	85.33	1.06		150.0	
10048-CAA	DECT (TDD, TDMA/FDM, GFSK, Full Slot, 24)	X	14.09	87.71	25.45	13.80	20.0	± 9.6 %
		Y	29.01	100.24	27.05		20.0	
		Z	12.69	85.28	24.98		20.0	
10049-CAA	DECT (TDD, TDMA/FDM, GFSK, Double Slot, 12)	X	11.52	84.98	22.94	10.79	40.0	± 9.6 %
		Y	13.18	87.82	21.91		40.0	
		Z	11.66	85.02	23.41		40.0	
10056-CAA	UMTS-TDD (TD-SCDMA, 1.28 Mcps)	X	12.96	88.40	25.17	9.03	50.0	± 9.6 %
		Y	18.98	96.89	26.98		50.0	
		Z	12.13	86.32	24.24		50.0	
10058-DAC	EDGE-FDD (TDMA, 8PSK, TN 0-1-2-3)	X	21.29	107.31	35.59	6.55	100.0	± 9.6 %
		Y	31.87	120.23	39.93		100.0	
		Z	16.32	100.61	33.14		100.0	
10059-CAB	IEEE 802.11b WiFi 2.4 GHz (DSSS, 2 Mbps)	X	1.84	71.30	18.69	0.61	110.0	± 9.6 %
		Y	1.68	70.33	18.03		110.0	
		Z	1.87	71.97	19.10		110.0	
10060-CAB	IEEE 802.11b WiFi 2.4 GHz (DSSS, 5.5 Mbps)	X	14.61	101.46	25.90	1.30	110.0	± 9.6 %
		Y	27.67	110.54	27.71		110.0	
		Z	32.31	114.03	29.50		110.0	

Certificate No: ER3-2480_Dec18

Page 12 of 38

Unless otherwise stated the results shown in this test report refer only to the sample(s) tested and such sample(s) are retained for 90 days only.

除非另有說明，此報告結果僅對測試之樣品負責，同時此樣品僅保留90天。本報告未經本公司書面許可，不可部份複製。

This document is issued by the Company subject to its General Conditions of Service printed overleaf, available on request or accessible at www.sgs.com/terms_and_conditions.htm and for electronic format documents, subject to Terms and Conditions for Electronic Documents at www.sgs.com/terms_e-document.htm. Attention is drawn to the limitation of liability, indemnification and jurisdiction issues defined therein. Any holder of this document is advised that information contained hereon reflects the Company's findings at the time of its intervention only and within the limits of Client's instructions, if any. The Company's sole responsibility is to its Client and this document does not exonerate parties to a transaction from exercising all their rights and obligations under the transaction documents. This document cannot be reproduced except in full, without prior written approval of the Company. Any unauthorized alteration, forgery or falsification of the content or appearance of this document is unlawful and offenders may be prosecuted to the fullest extent of the law.

ER3DV6 – SN:2480

December 10, 2018

10061-CAB	IEEE 802.11b WiFi 2.4 GHz (DSSS, 11 Mbps)	X	10.58	96.27	26.74	2.04	110.0	± 9.6 %
		Y	15.14	103.99	28.88		110.0	
		Z	11.66	98.01	27.36		110.0	
10062-CAC	IEEE 802.11a/h WiFi 5 GHz (OFDM, 6 Mbps)	X	5.54	69.47	18.26	0.49	100.0	± 9.6 %
		Y	5.33	69.31	18.02		100.0	
		Z	5.37	69.61	18.25		100.0	
10063-CAC	IEEE 802.11a/h WiFi 5 GHz (OFDM, 9 Mbps)	X	5.80	69.73	18.46	0.72	100.0	± 9.6 %
		Y	5.38	69.52	18.18		100.0	
		Z	5.44	69.86	18.43		100.0	
10064-CAC	IEEE 802.11a/h WiFi 5 GHz (OFDM, 12 Mbps)	X	6.05	70.30	18.86	0.86	100.0	± 9.6 %
		Y	5.77	70.05	18.58		100.0	
		Z	5.82	70.37	18.81		100.0	
10065-CAC	IEEE 802.11a/h WiFi 5 GHz (OFDM, 18 Mbps)	X	5.92	70.32	19.02	1.21	100.0	± 9.6 %
		Y	5.65	70.07	18.75		100.0	
		Z	5.75	70.53	19.04		100.0	
10066-CAC	IEEE 802.11a/h WiFi 5 GHz (OFDM, 24 Mbps)	X	6.01	70.62	19.36	1.46	100.0	± 9.6 %
		Y	5.70	70.28	19.04		100.0	
		Z	5.84	70.81	19.36		100.0	
10067-CAC	IEEE 802.11a/h WiFi 5 GHz (OFDM, 36 Mbps)	X	6.46	71.29	20.21	2.04	100.0	± 9.6 %
		Y	6.08	70.67	19.70		100.0	
		Z	6.23	71.26	19.99		100.0	
10068-CAC	IEEE 802.11a/h WiFi 5 GHz (OFDM, 48 Mbps)	X	6.65	71.83	20.67	2.55	100.0	± 9.6 %
		Y	6.22	71.18	20.18		100.0	
		Z	6.46	71.90	20.53		100.0	
10069-CAC	IEEE 802.11a/h WiFi 5 GHz (OFDM, 54 Mbps)	X	6.70	71.72	20.89	2.67	100.0	± 9.6 %
		Y	6.29	71.17	20.42		100.0	
		Z	6.55	71.94	20.78		100.0	
10071-CAB	IEEE 802.11g WiFi 2.4 GHz (DSSS/OFDM, 9 Mbps)	X	6.03	70.40	19.73	1.99	100.0	± 9.6 %
		Y	5.75	70.01	19.35		100.0	
		Z	5.93	70.63	19.68		100.0	
10072-CAB	IEEE 802.11g WiFi 2.4 GHz (DSSS/OFDM, 12 Mbps)	X	6.14	71.05	20.05	2.30	100.0	± 9.6 %
		Y	5.82	70.63	19.70		100.0	
		Z	6.06	71.41	20.10		100.0	
10073-CAB	IEEE 802.11g WiFi 2.4 GHz (DSSS/OFDM, 18 Mbps)	X	6.33	71.67	20.65	2.83	100.0	± 9.6 %
		Y	5.95	71.09	20.22		100.0	
		Z	6.28	72.04	20.67		100.0	
10074-CAB	IEEE 802.11g WiFi 2.4 GHz (DSSS/OFDM, 24 Mbps)	X	6.40	72.06	21.14	3.30	100.0	± 9.6 %
		Y	5.96	71.25	20.56		100.0	
		Z	6.37	72.35	21.05		100.0	
10075-CAB	IEEE 802.11g WiFi 2.4 GHz (DSSS/OFDM, 36 Mbps)	X	6.72	73.23	22.03	3.62	90.0	± 9.6 %
		Y	6.16	72.07	21.29		90.0	
		Z	6.66	73.31	21.80		90.0	
10076-CAB	IEEE 802.11g WiFi 2.4 GHz (DSSS/OFDM, 48 Mbps)	X	6.70	73.09	22.25	4.15	90.0	± 9.6 %
		Y	6.13	71.83	21.45		90.0	
		Z	6.72	73.34	22.08		90.0	
10077-CAB	IEEE 802.11g WiFi 2.4 GHz (DSSS/OFDM, 54 Mbps)	X	6.74	73.22	22.38	4.30	90.0	± 9.6 %
		Y	6.16	71.94	21.57		90.0	
		Z	6.79	73.51	22.23		90.0	

Certificate No: ER3-2480_Dec18

Page 13 of 38

Unless otherwise stated the results shown in this test report refer only to the sample(s) tested and such sample(s) are retained for 90 days only.

除非另有說明，此報告結果僅對測試之樣品負責，同時此樣品僅保留90天。本報告未經本公司書面許可，不可部份複製。

This document is issued by the Company subject to its General Conditions of Service printed overleaf, available on request or accessible at www.sgs.com/terms_and_conditions.htm and for electronic format documents, subject to Terms and Conditions for Electronic Documents at www.sgs.com/terms_e-document.htm. Attention is drawn to the limitation of liability, indemnification and jurisdiction issues defined therein. Any holder of this document is advised that information contained hereon reflects the Company's findings at the time of its intervention only and within the limits of Client's instructions, if any. The Company's sole responsibility is to its Client and this document does not exonerate parties to a transaction from exercising all their rights and obligations under the transaction documents. This document cannot be reproduced except in full, without prior written approval of the Company. Any unauthorized alteration, forgery or falsification of the content or appearance of this document is unlawful and offenders may be prosecuted to the fullest extent of the law.

SGS Compliance Certification Services Inc. No.11, Wugong 6th Rd., Wugu Dist., New Taipei City 24891, Taiwan / 新北市五股區五工六路11號
程智科技股份有限公司 t: (886-2) 2299-9720 f: (886-2) 2298-1882 www.sgs.tw www.ccsrf.com

Member of the SGS Group (SGS SA)

ER3DV6 – SN-2480

December 10, 2018

10081-CAB	CDMA2000 (1xRTT, RC3)	X	1.24	69.19	14.61	0.00	150.0	± 9.6 %
		Y	1.03	67.34	12.70		150.0	
		Z	1.10	69.27	13.86		150.0	
10082-CAB	IS-54 / IS-136 FDD (TDMA/FDM, PI/4-QPSK, Fullrate)	X	3.55	68.94	10.92	4.77	80.0	± 9.6 %
		Y	2.56	66.51	8.49		80.0	
		Z	3.74	69.36	11.38		80.0	
10090-DAC	GPRS-FDD (TDMA, GMSK, TN 0-4)	X	11.24	86.25	21.45	6.56	60.0	± 9.6 %
		Y	16.99	91.67	21.53		60.0	
		Z	12.02	87.67	22.43		60.0	
10097-CAB	UMTS-FDD (HSDPA)	X	2.07	68.85	16.28	0.00	150.0	± 9.6 %
		Y	1.98	68.48	15.72		150.0	
		Z	2.04	69.54	16.53		150.0	
10098-CAB	UMTS-FDD (HSUPA, Subtest 2)	X	2.04	68.88	16.27	0.00	150.0	± 9.6 %
		Y	1.95	68.49	15.70		150.0	
		Z	2.00	69.57	16.54		150.0	
10099-DAC	EDGE-FDD (TDMA, 8PSK, TN 0-4)	X	36.62	120.44	41.68	9.56	60.0	± 9.6 %
		Y	100.00	150.45	50.31		60.0	
		Z	26.42	111.10	38.43		60.0	
10100-CAE	LTE-FDD (SC-FDMA, 100% RB, 20 MHz, QPSK)	X	3.54	71.40	16.85	0.00	150.0	± 9.6 %
		Y	3.36	70.98	16.60		150.0	
		Z	3.43	71.76	17.26		150.0	
10101-CAE	LTE-FDD (SC-FDMA, 100% RB, 20 MHz, 16-QAM)	X	3.87	69.98	17.03	0.00	150.0	± 9.6 %
		Y	3.69	69.59	16.75		150.0	
		Z	3.69	69.92	17.13		150.0	
10102-CAE	LTE-FDD (SC-FDMA, 100% RB, 20 MHz, 64-QAM)	X	3.96	69.82	17.10	0.00	150.0	± 9.6 %
		Y	3.79	69.49	16.83		150.0	
		Z	3.79	69.80	17.19		150.0	
10103-CAG	LTE-TDD (SC-FDMA, 100% RB, 20 MHz, QPSK)	X	8.30	77.07	20.70	3.98	65.0	± 9.6 %
		Y	8.44	79.20	21.62		65.0	
		Z	8.42	77.75	21.11		65.0	
10104-CAG	LTE-TDD (SC-FDMA, 100% RB, 20 MHz, 16-QAM)	X	11.08	82.39	24.19	3.98	65.0	± 9.6 %
		Y	11.02	84.00	24.81		65.0	
		Z	10.73	81.90	23.90		65.0	
10105-CAG	LTE-TDD (SC-FDMA, 100% RB, 20 MHz, 64-QAM)	X	8.40	76.37	21.76	3.98	65.0	± 9.6 %
		Y	7.66	76.27	21.78		65.0	
		Z	8.05	75.67	21.39		65.0	
10108-CAG	LTE-FDD (SC-FDMA, 100% RB, 10 MHz, QPSK)	X	3.28	71.26	16.99	0.00	150.0	± 9.6 %
		Y	3.08	70.88	16.73		150.0	
		Z	3.14	71.77	17.45		150.0	
10109-CAG	LTE-FDD (SC-FDMA, 100% RB, 10 MHz, 16-QAM)	X	3.55	69.91	17.04	0.00	150.0	± 9.6 %
		Y	3.35	69.52	16.89		150.0	
		Z	3.35	69.95	17.12		150.0	
10110-CAG	LTE-FDD (SC-FDMA, 100% RB, 5 MHz, QPSK)	X	2.84	71.03	17.04	0.00	150.0	± 9.6 %
		Y	2.61	70.55	16.62		150.0	
		Z	2.66	71.60	17.41		150.0	
10111-CAG	LTE-FDD (SC-FDMA, 100% RB, 5 MHz, 16-QAM)	X	3.12	69.73	16.97	0.00	150.0	± 9.6 %
		Y	2.92	69.43	16.51		150.0	
		Z	2.94	70.14	17.06		150.0	

Certificate No: ER3-2480_Dec18

Page 14 of 38

Unless otherwise stated the results shown in this test report refer only to the sample(s) tested and such sample(s) are retained for 90 days only.

除非另有說明，此報告結果僅對測試之樣品負責，同時此樣品僅保留90天。本報告未經本公司書面許可，不可部份複製。

This document is issued by the Company subject to its General Conditions of Service printed overleaf, available on request or accessible at www.sgs.com/terms_and_conditions.htm and for electronic format documents, subject to Terms and Conditions for Electronic Documents at www.sgs.com/terms_e-document.htm. Attention is drawn to the limitation of liability, indemnification and jurisdiction issues defined therein. Any holder of this document is advised that information contained hereon reflects the Company's findings at the time of its intervention only and within the limits of Client's instructions, if any. The Company's sole responsibility is to its Client and this document does not exonerate parties to a transaction from exercising all their rights and obligations under the transaction documents. This document cannot be reproduced except in full, without prior written approval of the Company. Any unauthorized alteration, forgery or falsification of the content or appearance of this document is unlawful and offenders may be prosecuted to the fullest extent of the law.

ER3DV5 – SN:2480

December 10, 2018

10112-CAG	LTE-FDD (SC-FDMA, 100% RB, 10 MHz, 64-QAM)	X	3.66	69.71	17.04	0.00	150.0	± 9.6 %
		Y	3.46	69.40	16.72		150.0	
		Z	3.46	69.81	17.12		150.0	
10113-CAG	LTE-FDD (SC-FDMA, 100% RB, 5 MHz, 64-QAM)	X	3.29	69.76	17.08	0.00	150.0	± 9.6 %
		Y	3.08	69.51	16.63		150.0	
		Z	3.09	70.18	17.16		150.0	
10114-CAC	IEEE 802.11n (HT Greenfield, 13.5 Mbps, BPSK)	X	5.47	67.85	16.76	0.00	150.0	± 9.6 %
		Y	5.31	67.89	16.59		150.0	
		Z	5.33	67.94	16.86		150.0	
10115-CAC	IEEE 802.11n (HT Greenfield, 81 Mbps, 16-QAM)	X	6.03	68.70	17.22	0.00	150.0	± 9.6 %
		Y	5.73	68.24	16.90		150.0	
		Z	5.68	68.24	17.03		150.0	
10116-CAC	IEEE 802.11n (HT Greenfield, 135 Mbps, 64-QAM)	X	5.63	68.15	16.83	0.00	150.0	± 9.6 %
		Y	5.47	68.07	16.71		150.0	
		Z	5.47	68.28	16.96		150.0	
10117-CAC	IEEE 802.11n (HT Mixed, 13.5 Mbps, BPSK)	X	5.49	67.92	16.82	0.00	150.0	± 9.6 %
		Y	5.31	67.70	16.62		150.0	
		Z	5.29	67.81	16.81		150.0	
10118-CAC	IEEE 802.11n (HT Mixed, 81 Mbps, 16-QAM)	X	5.99	68.48	17.11	0.00	150.0	± 9.6 %
		Y	5.77	68.26	16.92		150.0	
		Z	5.81	68.60	17.22		150.0	
10119-CAC	IEEE 802.11n (HT Mixed, 135 Mbps, 64-QAM)	X	5.63	68.22	16.89	0.00	150.0	± 9.6 %
		Y	5.46	68.09	16.74		150.0	
		Z	5.47	68.31	16.99		150.0	
10140-CAE	LTE-FDD (SC-FDMA, 100% RB, 15 MHz, 16-QAM)	X	4.02	69.78	17.01	0.00	150.0	± 9.6 %
		Y	3.84	69.48	16.75		150.0	
		Z	3.83	69.80	17.11		150.0	
10141-CAE	LTE-FDD (SC-FDMA, 100% RB, 15 MHz, 64-QAM)	X	4.13	69.75	17.13	0.00	150.0	± 9.6 %
		Y	3.95	69.49	16.89		150.0	
		Z	3.94	69.80	17.24		150.0	
10142-CAE	LTE-FDD (SC-FDMA, 100% RB, 3 MHz, QPSK)	X	2.59	70.84	16.85	0.00	150.0	± 9.6 %
		Y	2.35	70.29	16.21		150.0	
		Z	2.41	71.54	17.06		150.0	
10143-CAE	LTE-FDD (SC-FDMA, 100% RB, 3 MHz, 16-QAM)	X	2.94	69.87	16.67	0.00	150.0	± 9.6 %
		Y	2.71	69.52	15.96		150.0	
		Z	2.74	70.43	16.56		150.0	
10144-CAE	LTE-FDD (SC-FDMA, 100% RB, 3 MHz, 64-QAM)	X	2.91	69.07	15.96	0.00	150.0	± 9.6 %
		Y	2.67	68.61	15.14		150.0	
		Z	2.67	69.21	15.53		150.0	
10145-CAF	LTE-FDD (SC-FDMA, 100% RB, 1.4 MHz, QPSK)	X	1.91	69.28	15.05	0.00	150.0	± 9.6 %
		Y	1.58	67.49	13.01		150.0	
		Z	1.59	68.31	13.39		150.0	
10146-CAF	LTE-FDD (SC-FDMA, 100% RB, 1.4 MHz, 16-QAM)	X	3.79	74.52	17.93	0.00	150.0	± 9.6 %
		Y	2.87	70.95	14.82		150.0	
		Z	3.28	72.60	15.46		150.0	
10147-CAF	LTE-FDD (SC-FDMA, 100% RB, 1.4 MHz, 64-QAM)	X	4.03	75.49	18.50	0.00	150.0	± 9.6 %
		Y	3.04	71.80	15.36		150.0	
		Z	3.53	73.80	16.15		150.0	

Certificate No: ER3-2480_Dec18

Page 15 of 38

Unless otherwise stated the results shown in this test report refer only to the sample(s) tested and such sample(s) are retained for 90 days only.

除非另有說明，此報告結果僅對測試之樣品負責，同時此樣品僅保留90天。本報告未經本公司書面許可，不可部份複製。

This document is issued by the Company subject to its General Conditions of Service printed overleaf, available on request or accessible at www.sgs.com/terms_and_conditions.htm and for electronic format documents, subject to Terms and Conditions for Electronic Documents at www.sgs.com/terms_e-document.htm. Attention is drawn to the limitation of liability, indemnification and jurisdiction issues defined therein. Any holder of this document is advised that information contained hereon reflects the Company's findings at the time of its intervention only and within the limits of Client's instructions, if any. The Company's sole responsibility is to its Client and this document does not exonerate parties to a transaction from exercising all their rights and obligations under the transaction documents. This document cannot be reproduced except in full, without prior written approval of the Company. Any unauthorized alteration, forgery or falsification of the content or appearance of this document is unlawful and offenders may be prosecuted to the fullest extent of the law.

ER3DV6 – SN:2480

December 10, 2018

10149-CAE	LTE-FDD (SC-FDMA, 50% RB, 20 MHz, 16-QAM)	X	3.56	69.94	17.07	0.00	150.0	± 9.6 %
		Y	3.35	69.55	16.72		150.0	
		Z	3.35	69.99	17.15		150.0	
10150-CAE	LTE-FDD (SC-FDMA, 50% RB, 20 MHz, 64-QAM)	X	3.66	69.73	17.06	0.00	150.0	± 9.6 %
		Y	3.47	69.42	16.74		150.0	
		Z	3.47	69.84	17.15		150.0	
10151-CAG	LTE-TDD (SC-FDMA, 50% RB, 20 MHz, QPSK)	X	9.93	81.84	22.71	3.98	65.0	± 9.6 %
		Y	10.43	84.49	23.77		65.0	
		Z	10.01	82.23	22.98		65.0	
10152-CAG	LTE-TDD (SC-FDMA, 50% RB, 20 MHz, 16-QAM)	X	10.43	82.03	23.80	3.98	65.0	± 9.6 %
		Y	10.41	83.79	24.39		65.0	
		Z	10.08	81.46	23.38		65.0	
10153-CAG	LTE-TDD (SC-FDMA, 50% RB, 20 MHz, 64-QAM)	X	10.65	82.40	24.29	3.98	65.0	± 9.6 %
		Y	10.66	84.24	24.92		65.0	
		Z	10.33	81.93	23.89		65.0	
10154-CAG	LTE-FDD (SC-FDMA, 50% RB, 10 MHz, QPSK)	X	2.86	71.23	17.19	0.00	150.0	± 9.6 %
		Y	2.63	70.73	16.76		150.0	
		Z	2.69	71.83	17.58		150.0	
10155-CAG	LTE-FDD (SC-FDMA, 50% RB, 10 MHz, 16-QAM)	X	3.12	69.72	16.97	0.00	150.0	± 9.6 %
		Y	2.92	69.43	16.52		150.0	
		Z	2.94	70.14	17.08		150.0	
10156-CAG	LTE-FDD (SC-FDMA, 50% RB, 5 MHz, QPSK)	X	2.46	71.13	16.88	0.00	150.0	± 9.6 %
		Y	2.19	70.33	15.99		150.0	
		Z	2.26	71.74	16.89		150.0	
10157-CAG	LTE-FDD (SC-FDMA, 50% RB, 5 MHz, 16-QAM)	X	24.89	104.83	28.36	0.00	150.0	± 9.6 %
		Y	9.38	88.72	22.53		150.0	
		Z	14.41	95.39	24.55		150.0	
10158-CAG	LTE-FDD (SC-FDMA, 50% RB, 10 MHz, 64-QAM)	X	3.29	69.77	17.09	0.00	150.0	± 9.6 %
		Y	3.08	69.52	16.65		150.0	
		Z	3.09	70.20	17.18		150.0	
10159-CAG	LTE-FDD (SC-FDMA, 50% RB, 5 MHz, 64-QAM)	X	2.76	69.39	16.02	0.00	150.0	± 9.6 %
		Y	2.52	68.96	15.11		150.0	
		Z	2.56	69.83	15.62		150.0	
10160-CAE	LTE-FDD (SC-FDMA, 50% RB, 15 MHz, QPSK)	X	1332.26	164.87	41.83	0.00	150.0	± 9.6 %
		Y	739.45	156.14	40.09		150.0	
		Z	888.72	158.74	40.54		150.0	
10161-CAE	LTE-FDD (SC-FDMA, 50% RB, 15 MHz, 16-QAM)	X	3.52	69.46	16.95	0.00	150.0	± 9.6 %
		Y	3.33	69.21	16.61		150.0	
		Z	3.33	69.67	17.03		150.0	
10162-CAE	LTE-FDD (SC-FDMA, 50% RB, 15 MHz, 64-QAM)	X	3.61	69.40	16.97	0.00	150.0	± 9.6 %
		Y	3.43	69.24	16.67		150.0	
		Z	3.43	69.70	17.09		150.0	
10166-CAF	LTE-FDD (SC-FDMA, 50% RB, 1.4 MHz, QPSK)	X	4.93	74.27	21.98	3.01	150.0	± 9.6 %
		Y	4.44	73.42	21.23		150.0	
		Z	4.75	74.82	21.95		150.0	
10167-CAF	LTE-FDD (SC-FDMA, 50% RB, 1.4 MHz, 16-QAM)	X	6.52	77.81	22.61	3.01	150.0	± 9.6 %
		Y	5.74	76.87	21.82		150.0	
		Z	6.40	78.65	22.57		150.0	

Certificate No: ER3-2480_Dec18

Page 16 of 38

Unless otherwise stated the results shown in this test report refer only to the sample(s) tested and such sample(s) are retained for 90 days only.

除非另有說明，此報告結果僅對測試之樣品負責，同時此樣品僅保留90天。本報告未經本公司書面許可，不可部份複製。

This document is issued by the Company subject to its General Conditions of Service printed overleaf, available on request or accessible at www.sgs.com/terms_and_conditions.htm and for electronic format documents, subject to Terms and Conditions for Electronic Documents at www.sgs.com/terms_e-document.htm. Attention is drawn to the limitation of liability, indemnification and jurisdiction issues defined therein. Any holder of this document is advised that information contained hereon reflects the Company's findings at the time of its intervention only and within the limits of Client's instructions, if any. The Company's sole responsibility is to its Client and this document does not exonerate parties to a transaction from exercising all their rights and obligations under the transaction documents. This document cannot be reproduced except in full, without prior written approval of the Company. Any unauthorized alteration, forgery or falsification of the content or appearance of this document is unlawful and offenders may be prosecuted to the fullest extent of the law.

ER3DV6 – SN:2480

December 10, 2018

10168-CAF	LTE-FDD (SC-FDMA, 50% RB, 1.4 MHz, 64-QAM)	X	6.76	78.59	23.14	3.01	150.0	± 9.6 %
		Y	6.01	77.93	22.50		150.0	
		Z	6.79	80.06	23.42		150.0	
10169-CAE	LTE-FDD (SC-FDMA, 1 RB, 20 MHz, QPSK)	X	5.48	79.72	24.24	3.01	150.0	± 9.6 %
		Y	4.28	76.12	22.50		150.0	
		Z	4.62	77.75	23.20		150.0	
10170-CAE	LTE-FDD (SC-FDMA, 1 RB, 20 MHz, 16-QAM)	X	7.91	85.28	25.72	3.01	150.0	± 9.6 %
		Y	6.01	81.78	24.23		150.0	
		Z	7.01	83.57	24.91		150.0	
10171-AAE	LTE-FDD (SC-FDMA, 1 RB, 20 MHz, 64-QAM)	X	7.05	82.42	23.89	3.01	150.0	± 9.6 %
		Y	5.32	78.87	22.26		150.0	
		Z	6.10	80.19	22.77		150.0	
10172-CAG	LTE-TDD (SC-FDMA, 1 RB, 20 MHz, QPSK)	X	38.29	115.29	35.95	6.02	65.0	± 9.6 %
		Y	100.00	138.93	42.21		65.0	
		Z	36.22	114.04	35.25		65.0	
10173-CAG	LTE-TDD (SC-FDMA, 1 RB, 20 MHz, 16-QAM)	X	22.54	99.62	29.58	6.02	65.0	± 9.6 %
		Y	47.85	116.92	34.40		65.0	
		Z	23.62	100.80	29.72		65.0	
10174-CAG	LTE-TDD (SC-FDMA, 1 RB, 20 MHz, 64-QAM)	X	21.42	97.66	28.58	6.02	65.0	± 9.6 %
		Y	38.12	111.05	32.26		65.0	
		Z	21.97	98.40	28.54		65.0	
10175-CAG	LTE-FDD (SC-FDMA, 1 RB, 10 MHz, QPSK)	X	7.68	87.17	27.29	3.01	150.0	± 9.6 %
		Y	5.51	81.56	24.83		150.0	
		Z	6.53	84.19	25.82		150.0	
10176-CAG	LTE-FDD (SC-FDMA, 1 RB, 10 MHz, 16-QAM)	X	7.88	85.19	25.69	3.01	150.0	± 9.6 %
		Y	6.00	81.73	24.21		150.0	
		Z	7.00	83.51	24.89		150.0	
10177-CAI	LTE-FDD (SC-FDMA, 1 RB, 5 MHz, QPSK)	X	5.45	79.50	24.08	3.01	150.0	± 9.6 %
		Y	4.27	75.95	22.35		150.0	
		Z	4.80	77.54	23.04		150.0	
10178-CAG	LTE-FDD (SC-FDMA, 1 RB, 5 MHz, 16-QAM)	X	7.79	84.95	25.58	3.01	150.0	± 9.6 %
		Y	5.94	81.51	24.11		150.0	
		Z	6.92	83.29	24.79		150.0	
10179-CAG	LTE-FDD (SC-FDMA, 1 RB, 10 MHz, 64-QAM)	X	7.37	83.50	24.58	3.01	150.0	± 9.6 %
		Y	5.62	80.13	23.07		150.0	
		Z	6.50	81.68	23.67		150.0	
10180-CAG	LTE-FDD (SC-FDMA, 1 RB, 5 MHz, 64-QAM)	X	7.03	82.34	23.84	3.01	150.0	± 9.6 %
		Y	5.32	78.83	22.23		150.0	
		Z	6.09	80.13	22.73		150.0	
10181-CAE	LTE-FDD (SC-FDMA, 1 RB, 15 MHz, QPSK)	X	5.45	79.51	24.09	3.01	150.0	± 9.6 %
		Y	4.27	75.97	22.36		150.0	
		Z	4.80	77.56	23.05		150.0	
10182-CAE	LTE-FDD (SC-FDMA, 1 RB, 15 MHz, 16-QAM)	X	7.77	84.93	25.57	3.01	150.0	± 9.6 %
		Y	5.93	81.48	24.10		150.0	
		Z	6.91	83.26	24.77		150.0	
10183-AAD	LTE-FDD (SC-FDMA, 1 RB, 15 MHz, 64-QAM)	X	7.02	82.32	23.84	3.01	150.0	± 9.6 %
		Y	5.31	78.80	22.22		150.0	
		Z	6.08	80.10	22.72		150.0	

Certificate No: ER3-2480_Dec18

Page 17 of 38

Unless otherwise stated the results shown in this test report refer only to the sample(s) tested and such sample(s) are retained for 90 days only.

除非另有說明，此報告結果僅對測試之樣品負責，同時此樣品僅保留90天。本報告未經本公司書面許可，不可部份複製。

This document is issued by the Company subject to its General Conditions of Service printed overleaf, available on request or accessible at www.sgs.com/terms_and_conditions.htm and for electronic format documents, subject to Terms and Conditions for Electronic Documents at www.sgs.com/terms_e-document.htm. Attention is drawn to the limitation of liability, indemnification and jurisdiction issues defined therein. Any holder of this document is advised that information contained hereon reflects the Company's findings at the time of its intervention only and within the limits of Client's instructions, if any. The Company's sole responsibility is to its Client and this document does not exonerate parties to a transaction from exercising all their rights and obligations under the transaction documents. This document cannot be reproduced except in full, without prior written approval of the Company. Any unauthorized alteration, forgery or falsification of the content or appearance of this document is unlawful and offenders may be prosecuted to the fullest extent of the law.

SGS Compliance Certification Services Inc. No.11, Wugong 6th Rd., Wugu Dist., New Taipei City 24891, Taiwan / 新北市五股區五工六路11號
程智科技股份有限公司 t: (886-2) 2299-9720 f: (886-2) 2298-1882 www.sgs.tw www.ccsrf.com

Member of the SGS Group (SGS SA)

ER3DV6 – SN:2480

December 10, 2018

10184-CAE	LTE-FDD (SC-FDMA, 1 RB, 3 MHz, QPSK)	X	5.46	79.52	24.09	3.01	150.0	± 9.6 %
		Y	4.28	75.97	22.36		150.0	
		Z	4.81	77.56	23.05		150.0	
10185-CAE	LTE-FDD (SC-FDMA, 1 RB, 3 MHz, 16-QAM)	X	7.81	84.99	25.60	3.01	150.0	± 9.6 %
		Y	5.96	81.55	24.13		150.0	
		Z	6.94	83.33	24.81		150.0	
10186-AAE	LTE-FDD (SC-FDMA, 1 RB, 3 MHz, 64-QAM)	X	7.05	82.38	23.86	3.01	150.0	± 9.6 %
		Y	5.34	78.88	22.25		150.0	
		Z	6.11	80.17	22.75		150.0	
10187-CAF	LTE-FDD (SC-FDMA, 1 RB, 1.4 MHz, QPSK)	X	6.04	81.80	25.12	3.01	150.0	± 9.6 %
		Y	4.63	77.72	23.20		150.0	
		Z	5.27	79.60	23.98		150.0	
10188-CAF	LTE-FDD (SC-FDMA, 1 RB, 1.4 MHz, 16-QAM)	X	7.98	85.46	25.84	3.01	150.0	± 9.6 %
		Y	6.09	82.02	24.39		150.0	
		Z	7.11	83.85	25.08		150.0	
10189-AAF	LTE-FDD (SC-FDMA, 1 RB, 1.4 MHz, 64-QAM)	X	7.16	82.70	24.05	3.01	150.0	± 9.6 %
		Y	5.41	79.18	22.44		150.0	
		Z	6.21	80.51	22.96		150.0	
10193-CAC	IEEE 802.11n (HT Greenfield, 6.5 Mbps, BPSK)	X	5.27	69.00	17.64	0.00	150.0	± 9.6 %
		Y	5.09	68.90	17.40		150.0	
		Z	5.05	69.00	17.55		150.0	
10194-CAC	IEEE 802.11n (HT Greenfield, 39 Mbps, 16-QAM)	X	5.52	69.44	17.75	0.00	150.0	± 9.6 %
		Y	5.32	69.32	17.55		150.0	
		Z	5.27	69.43	17.72		150.0	
10195-CAC	IEEE 802.11n (HT Greenfield, 65 Mbps, 64-QAM)	X	5.55	69.38	17.72	0.00	150.0	± 9.6 %
		Y	5.35	69.32	17.55		150.0	
		Z	5.31	69.43	17.72		150.0	
10196-CAC	IEEE 802.11n (HT Mixed, 6.5 Mbps, BPSK)	X	5.31	69.17	17.70	0.00	150.0	± 9.6 %
		Y	5.12	69.05	17.46		150.0	
		Z	5.08	69.15	17.61		150.0	
10197-CAC	IEEE 802.11n (HT Mixed, 39 Mbps, 16-QAM)	X	5.53	69.42	17.74	0.00	150.0	± 9.6 %
		Y	5.33	69.34	17.56		150.0	
		Z	5.29	69.44	17.73		150.0	
10198-CAC	IEEE 802.11n (HT Mixed, 65 Mbps, 64-QAM)	X	5.56	69.41	17.74	0.00	150.0	± 9.6 %
		Y	5.36	69.34	17.57		150.0	
		Z	5.32	69.46	17.74		150.0	
10219-CAC	IEEE 802.11n (HT Mixed, 7.2 Mbps, BPSK)	X	5.26	69.19	17.66	0.00	150.0	± 9.6 %
		Y	5.07	69.06	17.41		150.0	
		Z	5.03	69.17	17.57		150.0	
10220-CAC	IEEE 802.11n (HT Mixed, 43.3 Mbps, 16-QAM)	X	5.54	69.47	17.77	0.00	150.0	± 9.6 %
		Y	5.34	69.37	17.59		150.0	
		Z	5.30	69.47	17.75		150.0	
10221-CAC	IEEE 802.11n (HT Mixed, 72.2 Mbps, 64-QAM)	X	5.57	69.40	17.77	0.00	150.0	± 9.6 %
		Y	5.37	69.30	17.58		150.0	
		Z	5.33	69.40	17.74		150.0	
10222-CAC	IEEE 802.11n (HT Mixed, 15 Mbps, BPSK)	X	5.48	67.96	16.83	0.00	150.0	± 9.6 %
		Y	5.29	67.71	16.61		150.0	
		Z	5.27	67.82	16.81		150.0	

Certificate No: ER3-2480_Dec18

Page 18 of 38

Unless otherwise stated the results shown in this test report refer only to the sample(s) tested and such sample(s) are retained for 90 days only.

除非另有說明，此報告結果僅對測試之樣品負責，同時此樣品僅保留90天。本報告未經本公司書面許可，不可部份複製。

This document is issued by the Company subject to its General Conditions of Service printed overleaf, available on request or accessible at www.sgs.com/terms_and_conditions.htm and for electronic format documents, subject to Terms and Conditions for Electronic Documents at www.sgs.com/terms_e-document.htm. Attention is drawn to the limitation of liability, indemnification and jurisdiction issues defined therein. Any holder of this document is advised that information contained hereon reflects the Company's findings at the time of its intervention only and within the limits of Client's instructions, if any. The Company's sole responsibility is to its Client and this document does not exonerate parties to a transaction from exercising all their rights and obligations under the transaction documents. This document cannot be reproduced except in full, without prior written approval of the Company. Any unauthorized alteration, forgery or falsification of the content or appearance of this document is unlawful and offenders may be prosecuted to the fullest extent of the law.

ER3DV6 – SN:2480

December 10, 2018

10223-CAC	IEEE 802.11n (HT Mixed, 90 Mbps, 16-QAM)	X	5.89	68.34	17.06	0.00	150.0	± 9.6 %
		Y	5.73	68.34	16.98		150.0	
		Z	5.65	68.25	17.06		150.0	
10224-CAC	IEEE 802.11n (HT Mixed, 150 Mbps, 64-QAM)	X	5.54	68.06	16.79	0.00	150.0	± 9.6 %
		Y	5.32	67.75	16.55		150.0	
		Z	5.32	67.92	16.78		150.0	
10225-CAB	UMTS-FDD (HSPA+)	X	3.36	68.28	16.76	0.00	150.0	± 9.6 %
		Y	3.19	68.09	16.30		150.0	
		Z	3.17	68.44	16.60		150.0	
10226-CAA	LTE-TDD (SC-FDMA, 1 RB, 1.4 MHz, 16-QAM)	X	22.79	99.88	29.71	6.02	65.0	± 9.6 %
		Y	49.39	117.66	34.68		65.0	
		Z	24.02	101.20	29.90		65.0	
10227-CAA	LTE-TDD (SC-FDMA, 1 RB, 1.4 MHz, 64-QAM)	X	19.82	96.19	28.13	6.02	65.0	± 9.6 %
		Y	33.96	108.95	31.70		65.0	
		Z	20.96	97.58	28.33		65.0	
10228-CAA	LTE-TDD (SC-FDMA, 1 RB, 1.4 MHz, QPSK)	X	32.10	112.05	35.09	6.02	65.0	± 9.6 %
		Y	100.00	139.36	42.37		65.0	
		Z	36.68	114.90	35.60		65.0	
10229-CAC	LTE-TDD (SC-FDMA, 1 RB, 3 MHz, 16-QAM)	X	22.39	99.46	29.52	6.02	65.0	± 9.6 %
		Y	47.06	116.59	34.32		65.0	
		Z	23.49	100.68	29.69		65.0	
10230-CAC	LTE-TDD (SC-FDMA, 1 RB, 3 MHz, 64-QAM)	X	19.53	95.88	27.98	6.02	65.0	± 9.6 %
		Y	32.88	108.28	31.45		65.0	
		Z	20.62	97.24	28.18		65.0	
10231-CAC	LTE-TDD (SC-FDMA, 1 RB, 3 MHz, QPSK)	X	31.38	111.50	34.87	6.02	65.0	± 9.6 %
		Y	100.00	139.26	42.29		65.0	
		Z	35.49	114.13	35.33		65.0	
10232-CAF	LTE-TDD (SC-FDMA, 1 RB, 5 MHz, 16-QAM)	X	22.41	99.49	29.52	6.02	65.0	± 9.6 %
		Y	47.15	116.64	34.33		65.0	
		Z	23.51	100.71	29.69		65.0	
10233-CAF	LTE-TDD (SC-FDMA, 1 RB, 5 MHz, 64-QAM)	X	19.56	95.92	28.00	6.02	65.0	± 9.6 %
		Y	33.01	108.36	31.48		65.0	
		Z	20.64	97.27	28.19		65.0	
10234-CAF	LTE-TDD (SC-FDMA, 1 RB, 5 MHz, QPSK)	X	30.64	110.87	34.60	6.02	65.0	± 9.6 %
		Y	100.00	139.03	42.14		65.0	
		Z	34.35	113.29	35.00		65.0	
10235-CAF	LTE-TDD (SC-FDMA, 1 RB, 10 MHz, 16-QAM)	X	22.54	99.62	29.57	6.02	65.0	± 9.6 %
		Y	47.53	116.92	34.41		65.0	
		Z	23.62	100.81	29.73		65.0	
10236-CAF	LTE-TDD (SC-FDMA, 1 RB, 10 MHz, 64-QAM)	X	19.68	96.00	28.02	6.02	65.0	± 9.6 %
		Y	33.37	108.52	31.51		65.0	
		Z	20.75	97.34	28.20		65.0	
10237-CAF	LTE-TDD (SC-FDMA, 1 RB, 10 MHz, QPSK)	X	31.93	111.88	34.98	6.02	65.0	± 9.6 %
		Y	100.00	139.23	42.27		65.0	
		Z	36.13	114.52	35.44		65.0	
10238-CAF	LTE-TDD (SC-FDMA, 1 RB, 15 MHz, 16-QAM)	X	22.44	99.52	29.53	6.02	65.0	± 9.6 %
		Y	47.39	116.74	34.36		65.0	
		Z	23.53	100.74	29.70		65.0	

Certificate No: ER3-2480_Dec18

Page 19 of 38

Unless otherwise stated the results shown in this test report refer only to the sample(s) tested and such sample(s) are retained for 90 days only.

除非另有說明，此報告結果僅對測試之樣品負責，同時此樣品僅保留90天。本報告未經本公司書面許可，不可部份複製。

This document is issued by the Company subject to its General Conditions of Service printed overleaf, available on request or accessible at www.sgs.com/terms_and_conditions.htm and for electronic format documents, subject to Terms and Conditions for Electronic Documents at www.sgs.com/terms_e-document.htm. Attention is drawn to the limitation of liability, indemnification and jurisdiction issues defined therein. Any holder of this document is advised that information contained hereon reflects the Company's findings at the time of its intervention only and within the limits of Client's instructions, if any. The Company's sole responsibility is to its Client and this document does not exonerate parties to a transaction from exercising all their rights and obligations under the transaction documents. This document cannot be reproduced except in full, without prior written approval of the Company. Any unauthorized alteration, forgery or falsification of the content or appearance of this document is unlawful and offenders may be prosecuted to the fullest extent of the law.

ER3DV6 – SN:2480

December 10, 2018

10239-CAF	LTE-TDD (SC-FDMA, 1 RB, 15 MHz, 64-QAM)	X	19.60	95.98	28.02	6.02	65.0	± 9.6 %
		Y	33.21	108.49	31.52		65.0	
		Z	20.69	97.32	28.20		65.0	
10240-CAF	LTE-TDD (SC-FDMA, 1 RB, 15 MHz, QPSK)	X	31.66	111.72	34.93	6.02	65.0	± 9.6 %
		Y	100.00	139.27	42.29		65.0	
		Z	35.83	114.36	35.39		65.0	
10241-CAA	LTE-TDD (SC-FDMA, 50% RB, 1.4 MHz, 16-QAM)	X	18.12	96.14	32.07	6.98	65.0	± 9.6 %
		Y	17.99	98.31	32.51		65.0	
		Z	17.45	94.73	30.71		65.0	
10242-CAA	LTE-TDD (SC-FDMA, 50% RB, 1.4 MHz, 64-QAM)	X	13.73	89.03	29.15	6.98	65.0	± 9.6 %
		Y	14.16	92.42	30.21		65.0	
		Z	13.21	86.07	28.03		65.0	
10243-CAA	LTE-TDD (SC-FDMA, 50% RB, 1.4 MHz, QPSK)	X	12.01	86.63	30.07	6.98	65.0	± 9.6 %
		Y	11.96	91.26	30.98		65.0	
		Z	12.55	89.47	29.64		65.0	
10244-CAC	LTE-TDD (SC-FDMA, 50% RB, 3 MHz, 16-QAM)	X	12.01	85.46	24.05	3.98	65.0	± 9.6 %
		Y	10.91	84.85	22.64		65.0	
		Z	10.71	82.50	21.81		65.0	
10245-CAC	LTE-TDD (SC-FDMA, 50% RB, 3 MHz, 64-QAM)	X	11.94	85.12	23.89	3.98	65.0	± 9.6 %
		Y	10.81	84.25	22.46		65.0	
		Z	10.70	82.27	21.68		65.0	
10246-CAC	LTE-TDD (SC-FDMA, 50% RB, 3 MHz, QPSK)	X	10.01	84.28	22.85	3.98	65.0	± 9.6 %
		Y	10.44	86.31	22.80		65.0	
		Z	9.22	82.59	21.54		65.0	
10247-CAF	LTE-TDD (SC-FDMA, 50% RB, 5 MHz, 16-QAM)	X	9.85	82.42	22.94	3.98	65.0	± 9.6 %
		Y	9.44	83.02	22.48		65.0	
		Z	9.06	80.60	21.49		65.0	
10248-CAF	LTE-TDD (SC-FDMA, 50% RB, 5 MHz, 64-QAM)	X	9.97	82.21	22.89	3.98	65.0	± 9.6 %
		Y	9.55	82.80	22.43		65.0	
		Z	9.21	80.50	21.46		65.0	
10249-CAF	LTE-TDD (SC-FDMA, 50% RB, 5 MHz, QPSK)	X	10.28	84.66	23.42	3.98	65.0	± 9.6 %
		Y	11.56	88.46	24.30		65.0	
		Z	9.98	84.21	22.85		65.0	
10250-CAF	LTE-TDD (SC-FDMA, 50% RB, 10 MHz, 16-QAM)	X	10.45	83.57	24.40	3.98	65.0	± 9.6 %
		Y	10.65	85.78	25.00		65.0	
		Z	10.05	82.84	23.76		65.0	
10251-CAF	LTE-TDD (SC-FDMA, 50% RB, 10 MHz, 64-QAM)	X	10.24	82.22	23.74	3.98	65.0	± 9.6 %
		Y	10.19	83.86	24.06		65.0	
		Z	9.85	81.51	23.02		65.0	
10252-CAF	LTE-TDD (SC-FDMA, 50% RB, 10 MHz, QPSK)	X	10.23	83.81	23.58	3.98	65.0	± 9.6 %
		Y	11.51	88.07	25.00		65.0	
		Z	10.33	84.41	23.70		65.0	
10253-CAF	LTE-TDD (SC-FDMA, 50% RB, 15 MHz, 16-QAM)	X	10.26	81.76	23.83	3.98	65.0	± 9.6 %
		Y	10.10	83.19	24.23		65.0	
		Z	9.86	81.01	23.23		65.0	
10254-CAF	LTE-TDD (SC-FDMA, 50% RB, 15 MHz, 64-QAM)	X	10.53	82.18	24.29	3.98	65.0	± 9.6 %
		Y	10.44	83.77	24.76		65.0	
		Z	10.18	81.56	23.73		65.0	

Certificate No: ER3-2480_Dec18

Page 20 of 38

Unless otherwise stated the results shown in this test report refer only to the sample(s) tested and such sample(s) are retained for 90 days only.

除非另有說明，此報告結果僅對測試之樣品負責，同時此樣品僅保留90天。本報告未經本公司書面許可，不可部份複製。

This document is issued by the Company subject to its General Conditions of Service printed overleaf, available on request or accessible at www.sgs.com/terms_and_conditions.htm and for electronic format documents, subject to Terms and Conditions for Electronic Documents at www.sgs.com/terms_e-document.htm. Attention is drawn to the limitation of liability, indemnification and jurisdiction issues defined therein. Any holder of this document is advised that information contained hereon reflects the Company's findings at the time of its intervention only and within the limits of Client's instructions, if any. The Company's sole responsibility is to its Client and this document does not exonerate parties to a transaction from exercising all their rights and obligations under the transaction documents. This document cannot be reproduced except in full, without prior written approval of the Company. Any unauthorized alteration, forgery or falsification of the content or appearance of this document is unlawful and offenders may be prosecuted to the fullest extent of the law.

SGS Compliance Certification Services Inc. No.11, Wugong 6th Rd., Wugu Dist., New Taipei City 24891, Taiwan / 新北市五股區五工六路11號
程智科技股份有限公司 t: (886-2) 2299-9720 f: (886-2) 2298-1882 www.sgs.tw www.ccsrf.com

Member of the SGS Group (SGS SA)

ER3DV6 – SN:2480

December 10, 2018

10255-CAF	LTE-TDD (SC-FDMA, 50% RB, 15 MHz, QPSK)	X	10.00	82.17	23.24	3.98	65.0	± 9.6 %
		Y	10.48	85.02	24.27		65.0	
		Z	9.98	82.47	23.31		65.0	
10256-CAA	LTE-TDD (SC-FDMA, 100% RB, 1.4 MHz, 16-QAM)	X	11.55	84.54	23.07	3.98	65.0	± 9.6 %
		Y	9.78	82.29	20.87		65.0	
		Z	9.81	80.56	20.26		65.0	
10257-CAA	LTE-TDD (SC-FDMA, 100% RB, 1.4 MHz, 64-QAM)	X	11.85	84.34	22.95	3.98	65.0	± 9.6 %
		Y	9.77	81.91	20.66		65.0	
		Z	9.84	80.31	20.09		65.0	
10258-CAA	LTE-TDD (SC-FDMA, 100% RB, 1.4 MHz, QPSK)	X	9.87	83.92	22.30	3.98	65.0	± 9.6 %
		Y	9.21	83.70	21.18		65.0	
		Z	8.40	80.57	20.14		65.0	
10259-CAC	LTE-TDD (SC-FDMA, 100% RB, 3 MHz, 16-QAM)	X	10.06	82.71	23.41	3.98	65.0	± 9.6 %
		Y	9.93	84.02	23.38		65.0	
		Z	9.49	81.47	22.32		65.0	
10260-CAC	LTE-TDD (SC-FDMA, 100% RB, 3 MHz, 64-QAM)	X	10.17	82.67	23.44	3.98	65.0	± 9.6 %
		Y	9.98	83.82	23.34		65.0	
		Z	9.55	81.34	22.29		65.0	
10261-CAC	LTE-TDD (SC-FDMA, 100% RB, 3 MHz, QPSK)	X	10.24	84.39	23.59	3.98	65.0	± 9.6 %
		Y	11.44	88.27	24.64		65.0	
		Z	10.04	84.20	23.20		65.0	
10262-CAF	LTE-TDD (SC-FDMA, 100% RB, 5 MHz, 16-QAM)	X	10.46	83.57	24.38	3.98	65.0	± 9.6 %
		Y	10.66	85.77	24.98		65.0	
		Z	10.05	82.83	23.73		65.0	
10263-CAF	LTE-TDD (SC-FDMA, 100% RB, 5 MHz, 64-QAM)	X	10.26	82.27	23.76	3.98	65.0	± 9.6 %
		Y	10.21	83.91	24.08		65.0	
		Z	9.86	81.53	23.03		65.0	
10264-CAF	LTE-TDD (SC-FDMA, 100% RB, 5 MHz, QPSK)	X	10.22	83.78	23.56	3.98	65.0	± 9.6 %
		Y	11.49	88.01	24.96		65.0	
		Z	10.32	84.36	23.67		65.0	
10265-CAF	LTE-TDD (SC-FDMA, 100% RB, 10 MHz, 16-QAM)	X	10.43	82.03	23.81	3.98	65.0	± 9.6 %
		Y	10.41	83.79	24.39		65.0	
		Z	10.06	81.47	23.38		65.0	
10266-CAF	LTE-TDD (SC-FDMA, 100% RB, 10 MHz, 64-QAM)	X	10.66	82.40	24.29	3.98	65.0	± 9.6 %
		Y	10.87	84.24	24.92		65.0	
		Z	10.33	81.93	23.89		65.0	
10267-CAF	LTE-TDD (SC-FDMA, 100% RB, 10 MHz, QPSK)	X	9.93	81.63	22.71	3.98	65.0	± 9.6 %
		Y	10.42	84.47	23.76		65.0	
		Z	10.00	82.21	22.97		65.0	
10268-CAF	LTE-TDD (SC-FDMA, 100% RB, 15 MHz, 16-QAM)	X	10.71	81.23	23.88	3.98	65.0	± 9.6 %
		Y	10.58	82.69	24.45		65.0	
		Z	10.44	80.89	23.62		65.0	
10269-CAF	LTE-TDD (SC-FDMA, 100% RB, 15 MHz, 64-QAM)	X	10.86	81.05	23.94	3.98	65.0	± 9.6 %
		Y	10.47	82.34	24.43		65.0	
		Z	10.39	80.61	23.60		65.0	
10270-CAF	LTE-TDD (SC-FDMA, 100% RB, 15 MHz, QPSK)	X	9.96	80.32	22.46	3.98	65.0	± 9.6 %
		Y	9.99	82.13	23.17		65.0	
		Z	9.92	80.60	22.61		65.0	

Certificate No: ER3-2480_Dec18

Page 21 of 38

Unless otherwise stated the results shown in this test report refer only to the sample(s) tested and such sample(s) are retained for 90 days only.

除非另有說明，此報告結果僅對測試之樣品負責，同時此樣品僅保留90天。本報告未經本公司書面許可，不可部份複製。

This document is issued by the Company subject to its General Conditions of Service printed overleaf, available on request or accessible at www.sgs.com/terms_and_conditions.htm and for electronic format documents, subject to Terms and Conditions for Electronic Documents at www.sgs.com/terms_e-document.htm. Attention is drawn to the limitation of liability, indemnification and jurisdiction issues defined therein. Any holder of this document is advised that information contained hereon reflects the Company's findings at the time of its intervention only and within the limits of Client's instructions, if any. The Company's sole responsibility is to its Client and this document does not exonerate parties to a transaction from exercising all their rights and obligations under the transaction documents. This document cannot be reproduced except in full, without prior written approval of the Company. Any unauthorized alteration, forgery or falsification of the content or appearance of this document is unlawful and offenders may be prosecuted to the fullest extent of the law.

ER3DV6 – SN:2480

December 10, 2018

10274-CAB	UMTS-FDD (HSUPA, Subtest 5, 3GPP Rel8.10)	X	2.95	67.90	16.20	0.00	150.0	± 9.6 %
		Y	2.85	67.86	15.83		150.0	
		Z	2.67	68.35	16.23		150.0	
10275-CAB	UMTS-FDD (HSUPA, Subtest 5, 3GPP Rel8.4)	X	1.97	69.97	16.34	0.00	150.0	± 9.6 %
		Y	1.83	69.30	15.70		150.0	
		Z	1.91	70.67	16.73		150.0	
10277-CAA	PHS (QPSK)	X	7.97	75.75	17.09	9.03	50.0	± 9.6 %
		Y	5.81	71.64	13.18		50.0	
		Z	7.91	74.86	16.46		50.0	
10278-CAA	PHS (QPSK, BW 884MHz, Roll-off 0.5)	X	11.76	85.36	23.27	9.03	50.0	± 9.6 %
		Y	10.97	84.81	21.41		50.0	
		Z	10.13	81.28	21.20		50.0	
10279-CAA	PHS (QPSK, BW 884MHz, Roll-off 0.38)	X	12.03	85.65	23.39	9.03	50.0	± 9.6 %
		Y	11.30	85.22	21.60		50.0	
		Z	10.31	81.53	21.31		50.0	
10290-AAB	CDMA2000, RC1, SC55, Full Rate	X	1.86	69.97	15.29	0.00	150.0	± 9.6 %
		Y	1.63	69.02	13.86		150.0	
		Z	1.74	70.88	14.83		150.0	
10291-AAB	CDMA2000, RC3, SC55, Full Rate	X	1.21	68.90	14.47	0.00	150.0	± 9.6 %
		Y	1.01	67.16	12.60		150.0	
		Z	1.07	69.02	13.73		150.0	
10292-AAB	CDMA2000, RC3, SC32, Full Rate	X	1.28	70.46	15.53	0.00	150.0	± 9.6 %
		Y	1.06	68.51	13.58		150.0	
		Z	1.21	71.63	15.35		150.0	
10293-AAB	CDMA2000, RC3, SC3, Full Rate	X	1.41	71.96	16.64	0.00	150.0	± 9.6 %
		Y	1.19	70.03	14.75		150.0	
		Z	1.47	74.63	17.18		150.0	
10295-AAB	CDMA2000, RC1, SC3, 1/8th Rate 25 fr.	X	100.00	131.68	39.67	9.03	50.0	± 9.6 %
		Y	1222.05	173.65	46.68		50.0	
		Z	100.00	126.71	36.81		50.0	
10297-AAD	LTE-FDD (SC-FDMA, 50% RB, 20 MHz, QPSK)	X	3.29	71.30	17.02	0.00	150.0	± 9.6 %
		Y	3.08	70.92	16.77		150.0	
		Z	3.14	71.82	17.50		150.0	
10298-AAD	LTE-FDD (SC-FDMA, 50% RB, 3 MHz, QPSK)	X	2.17	70.28	15.98	0.00	150.0	± 9.6 %
		Y	1.88	69.15	14.61		150.0	
		Z	1.93	70.49	15.36		150.0	
10299-AAD	LTE-FDD (SC-FDMA, 50% RB, 3 MHz, 16-QAM)	X	4.06	74.88	18.56	0.00	150.0	± 9.6 %
		Y	3.31	72.44	16.28		150.0	
		Z	3.83	74.60	17.20		150.0	
10300-AAD	LTE-FDD (SC-FDMA, 50% RB, 3 MHz, 64-QAM)	X	3.82	72.98	17.13	0.00	150.0	± 9.6 %
		Y	3.03	70.32	14.65		150.0	
		Z	3.32	71.52	15.11		150.0	
10301-AAA	IEEE 802.16e WiMAX (28:18, 5ms, 10MHz, QPSK, PUSC)	X	6.00	68.65	19.39	4.17	80.0	± 9.6 %
		Y	5.58	68.27	19.00		80.0	
		Z	5.87	68.95	19.09		80.0	
10302-AAA	IEEE 802.16e WiMAX (28:18, 5ms, 10MHz, QPSK, PUSC, 3 CTRL symbols)	X	6.92	71.05	21.19	4.96	80.0	± 9.6 %
		Y	6.27	69.80	20.29		80.0	
		Z	6.97	72.03	21.21		80.0	

Certificate No: ER3-2480_Dec18

Page 22 of 38

Unless otherwise stated the results shown in this test report refer only to the sample(s) tested and such sample(s) are retained for 90 days only.

除非另有說明，此報告結果僅對測試之樣品負責，同時此樣品僅保留90天。本報告未經本公司書面許可，不可部份複製。

This document is issued by the Company subject to its General Conditions of Service printed overleaf, available on request or accessible at www.sgs.com/terms_and_conditions.htm and for electronic format documents, subject to Terms and Conditions for Electronic Documents at www.sgs.com/terms_e-document.htm. Attention is drawn to the limitation of liability, indemnification and jurisdiction issues defined therein. Any holder of this document is advised that information contained hereon reflects the Company's findings at the time of its intervention only and within the limits of Client's instructions, if any. The Company's sole responsibility is to its Client and this document does not exonerate parties to a transaction from exercising all their rights and obligations under the transaction documents. This document cannot be reproduced except in full, without prior written approval of the Company. Any unauthorized alteration, forgery or falsification of the content or appearance of this document is unlawful and offenders may be prosecuted to the fullest extent of the law.

ER3DV6 – SN:2480

December 10, 2018

10303-AAA	IEEE 802.16e WiMAX (31:15, 5ms, 10MHz, 64QAM, PUSC)	X	6.76	71.13	21.26	4.96	80.0	± 9.6 %
		Y	6.06	69.70	20.27		80.0	
		Z	6.65	72.24	21.31		80.0	
10304-AAA	IEEE 802.16e WiMAX (29:18, 5ms, 10MHz, 64QAM, PUSC)	X	6.35	70.24	20.28	4.17	80.0	± 9.6 %
		Y	5.76	69.06	19.43		80.0	
		Z	6.39	71.20	20.32		80.0	
10305-AAA	IEEE 802.16e WiMAX (31:15, 10ms, 10MHz, 64QAM, PUSC, 15 symbols)	X	8.32	80.67	26.77	6.02	50.0	± 9.6 %
		Y	6.16	74.53	23.38		50.0	
		Z	7.63	77.27	23.68		50.0	
10306-AAA	IEEE 802.16e WiMAX (29:18, 10ms, 10MHz, 64QAM, PUSC, 18 symbols)	X	7.66	76.79	25.21	6.02	50.0	± 9.6 %
		Y	6.21	72.54	22.62		50.0	
		Z	7.32	75.01	23.11		50.0	
10307-AAA	IEEE 802.16e WiMAX (29:18, 10ms, 10MHz, QPSK, PUSC, 18 symbols)	X	7.74	77.37	25.22	6.02	50.0	± 9.6 %
		Y	6.17	72.91	22.61		50.0	
		Z	7.35	75.40	23.06		50.0	
10308-AAA	IEEE 802.16e WiMAX (29:18, 10ms, 10MHz, 16QAM, PUSC)	X	7.79	77.79	25.42	6.02	50.0	± 9.6 %
		Y	6.14	73.09	22.71		50.0	
		Z	7.35	75.64	23.16		50.0	
10309-AAA	IEEE 802.16e WiMAX (29:18, 10ms, 10MHz, 16QAM, AMC 2x3, 18 symbols)	X	7.77	76.92	25.26	6.02	50.0	± 9.6 %
		Y	6.32	72.90	22.81		50.0	
		Z	7.45	75.37	23.30		50.0	
10310-AAA	IEEE 802.16e WiMAX (29:18, 10ms, 10MHz, QPSK, AMC 2x3, 18 symbols)	X	7.65	76.90	25.14	6.02	50.0	± 9.6 %
		Y	6.15	72.56	22.53		50.0	
		Z	7.29	75.06	23.02		50.0	
10311-AAD	LTE-FDD (SC-FDMA, 100% RB, 15 MHz, QPSK)	X	3.59	70.27	16.54	0.00	150.0	± 9.6 %
		Y	3.40	69.87	16.30		150.0	
		Z	3.45	70.61	16.93		150.0	
10313-AAA	IDEN 1:3	X	8.99	81.34	19.72	6.99	70.0	± 9.6 %
		Y	9.44	83.19	19.65		70.0	
		Z	9.00	81.11	19.79		70.0	
10314-AAA	IDEN 1:6	X	12.12	88.36	24.57	10.00	30.0	± 9.6 %
		Y	20.11	99.11	27.41		30.0	
		Z	11.41	86.73	24.08		30.0	
10315-AAB	IEEE 802.11b WiFi 2.4 GHz (DSSS, 1 Mbps, 96pc duty cycle)	X	1.34	67.32	16.81	0.17	150.0	± 9.6 %
		Y	1.27	66.66	16.20		150.0	
		Z	1.34	67.85	17.25		150.0	
10316-AAB	IEEE 802.11g WiFi 2.4 GHz (ERP-OFDM, 6 Mbps, 96pc duty cycle)	X	5.41	69.36	17.93	0.17	150.0	± 9.6 %
		Y	5.21	69.23	17.71		150.0	
		Z	5.23	69.47	17.92		150.0	
10317-AAC	IEEE 802.11a WiFi 5 GHz (OFDM, 6 Mbps, 96pc duty cycle)	X	5.41	69.36	17.93	0.17	150.0	± 9.6 %
		Y	5.21	69.23	17.71		150.0	
		Z	5.23	69.47	17.92		150.0	
10400-AAD	IEEE 802.11ac WiFi (20MHz, 64-QAM, 99pc duty cycle)	X	5.12	67.60	16.61	0.00	150.0	± 9.6 %
		Y	4.90	67.46	16.42		150.0	
		Z	4.87	67.63	16.64		150.0	
10401-AAD	IEEE 802.11ac WiFi (40MHz, 64-QAM, 99pc duty cycle)	X	5.75	67.82	16.80	0.00	150.0	± 9.6 %
		Y	5.64	67.90	16.76		150.0	
		Z	5.67	68.21	17.04		150.0	

Certificate No: ER3-2480_Dec18

Page 23 of 38

Unless otherwise stated the results shown in this test report refer only to the sample(s) tested and such sample(s) are retained for 90 days only.

除非另有說明，此報告結果僅對測試之樣品負責，同時此樣品僅保留90天。本報告未經本公司書面許可，不可部份複製。

This document is issued by the Company subject to its General Conditions of Service printed overleaf, available on request or accessible at www.sgs.com/terms_and_conditions.htm and for electronic format documents, subject to Terms and Conditions for Electronic Documents at www.sgs.com/terms_e-document.htm. Attention is drawn to the limitation of liability, indemnification and jurisdiction issues defined therein. Any holder of this document is advised that information contained hereon reflects the Company's findings at the time of its intervention only and within the limits of Client's instructions, if any. The Company's sole responsibility is to its Client and this document does not exonerate parties to a transaction from exercising all their rights and obligations under the transaction documents. This document cannot be reproduced except in full, without prior written approval of the Company. Any unauthorized alteration, forgery or falsification of the content or appearance of this document is unlawful and offenders may be prosecuted to the fullest extent of the law.

ER3DV6 – SN:2480

December 10, 2018

10402-AAD	IEEE 802.11ac WiFi (80MHz, 64-QAM, 99pc duty cycle)	X	6.07	68.35	16.87	0.00	150.0	± 9.6 %
		Y	5.87	68.09	16.86		150.0	
		Z	5.87	68.26	16.89		150.0	
10403-AAB	CDMA2000 (1xEV-DO, Rev. 0)	X	1.86	69.97	15.29	0.00	115.0	± 9.6 %
		Y	1.63	69.02	13.86		115.0	
		Z	1.74	70.88	14.83		115.0	
10404-AAB	CDMA2000 (1xEV-DO, Rev. A)	X	1.86	69.97	15.29	0.00	115.0	± 9.6 %
		Y	1.63	69.02	13.86		115.0	
		Z	1.74	70.88	14.83		115.0	
10406-AAB	CDMA2000, RC3, SC32, SCH0, Full Rate	X	8.65	89.41	24.11	0.00	100.0	± 9.6 %
		Y	6.51	85.54	21.84		100.0	
		Z	9.62	90.16	23.59		100.0	
10410-AAF	LTE-TDD (SC-FDMA, 1 RB, 10 MHz, QPSK, UL Subframe=2,3,4,7,8,9, Subframe Conf=4)	X	26.51	103.00	27.53	3.23	80.0	± 9.6 %
		Y	89.12	121.57	31.25		80.0	
		Z	45.84	111.39	29.35		80.0	
10415-AAA	IEEE 802.11b WiFi 2.4 GHz (DSSS, 1 Mbps, 99pc duty cycle)	X	1.13	65.12	15.61	0.00	150.0	± 9.6 %
		Y	1.10	64.81	15.13		150.0	
		Z	1.11	65.43	15.97		150.0	
10416-AAA	IEEE 802.11g WiFi 2.4 GHz (ERP-OFDM, 6 Mbps, 99pc duty cycle)	X	5.26	68.98	17.64	0.00	150.0	± 9.6 %
		Y	5.09	68.95	17.46		150.0	
		Z	5.06	69.07	17.63		150.0	
10417-AAB	IEEE 802.11a/n WiFi 5 GHz (OFDM, 6 Mbps, 99pc duty cycle)	X	5.26	68.98	17.64	0.00	150.0	± 9.6 %
		Y	5.09	68.95	17.46		150.0	
		Z	5.06	69.07	17.63		150.0	
10418-AAA	IEEE 802.11g WiFi 2.4 GHz (DSSS-OFDM, 6 Mbps, 99pc duty cycle, Long preamble)	X	5.22	69.00	17.55	0.00	150.0	± 9.6 %
		Y	5.06	69.00	17.40		150.0	
		Z	5.03	69.14	17.58		150.0	
10419-AAA	IEEE 802.11g WiFi 2.4 GHz (DSSS-OFDM, 6 Mbps, 99pc duty cycle, Short preamble)	X	5.26	69.02	17.60	0.00	150.0	± 9.6 %
		Y	5.10	69.00	17.44		150.0	
		Z	5.06	69.13	17.62		150.0	
10422-AAB	IEEE 802.11n (HT Greenfield, 7.2 Mbps, BPSK)	X	5.42	69.11	17.68	0.00	150.0	± 9.6 %
		Y	5.24	69.08	17.51		150.0	
		Z	5.21	69.19	17.67		150.0	
10423-AAB	IEEE 802.11n (HT Greenfield, 43.3 Mbps, 16-QAM)	X	5.71	69.65	17.89	0.00	150.0	± 9.6 %
		Y	5.48	69.56	17.70		150.0	
		Z	5.44	69.66	17.86		150.0	
10424-AAB	IEEE 802.11n (HT Greenfield, 72.2 Mbps, 64-QAM)	X	5.59	69.54	17.82	0.00	150.0	± 9.6 %
		Y	5.38	69.44	17.63		150.0	
		Z	5.33	69.55	17.79		150.0	
10425-AAB	IEEE 802.11n (HT Greenfield, 15 Mbps, BPSK)	X	5.84	68.43	17.09	0.00	150.0	± 9.6 %
		Y	5.64	68.22	16.89		150.0	
		Z	5.64	68.42	17.13		150.0	
10426-AAB	IEEE 802.11n (HT Greenfield, 90 Mbps, 16-QAM)	X	5.85	68.43	17.06	0.00	150.0	± 9.6 %
		Y	5.66	68.28	16.92		150.0	
		Z	5.67	68.52	17.17		150.0	

Certificate No: ER3-2480_Dec18

Page 24 of 38

Unless otherwise stated the results shown in this test report refer only to the sample(s) tested and such sample(s) are retained for 90 days only.

除非另有說明，此報告結果僅對測試之樣品負責，同時此樣品僅保留90天。本報告未經本公司書面許可，不可部份複製。

This document is issued by the Company subject to its General Conditions of Service printed overleaf, available on request or accessible at www.sgs.com/terms_and_conditions.htm and for electronic format documents, subject to Terms and Conditions for Electronic Documents at www.sgs.com/terms_e-document.htm. Attention is drawn to the limitation of liability, indemnification and jurisdiction issues defined therein. Any holder of this document is advised that information contained hereon reflects the Company's findings at the time of its intervention only and within the limits of Client's instructions, if any. The Company's sole responsibility is to its Client and this document does not exonerate parties to a transaction from exercising all their rights and obligations under the transaction documents. This document cannot be reproduced except in full, without prior written approval of the Company. Any unauthorized alteration, forgery or falsification of the content or appearance of this document is unlawful and offenders may be prosecuted to the fullest extent of the law.

ER3DV6 – SN:2480

December 10, 2018

10427-AAB	IEEE 802.11n (HT Greenfield, 150 Mbps, 64-QAM)	X	5.84	68.32	17.01	0.00	150.0	± 9.6 %
		Y	5.63	68.12	16.83		150.0	
		Z	5.64	68.34	17.08		150.0	
10430-AAD	LTE-FDD (OFDMA, 5 MHz, E-TM 3.1)	X	4.72	70.82	18.45	0.00	150.0	± 9.6 %
		Y	4.45	70.87	18.09		150.0	
		Z	4.46	71.51	18.53		150.0	
10431-AAD	LTE-FDD (OFDMA, 10 MHz, E-TM 3.1)	X	5.07	69.65	17.73	0.00	150.0	± 9.6 %
		Y	4.82	69.53	17.43		150.0	
		Z	4.78	69.71	17.62		150.0	
10432-AAC	LTE-FDD (OFDMA, 15 MHz, E-TM 3.1)	X	5.37	69.60	17.79	0.00	150.0	± 9.6 %
		Y	5.14	69.47	17.55		150.0	
		Z	5.09	69.60	17.73		150.0	
10433-AAC	LTE-FDD (OFDMA, 20 MHz, E-TM 3.1)	X	5.62	69.64	17.87	0.00	150.0	± 9.6 %
		Y	5.40	69.49	17.66		150.0	
		Z	5.35	69.59	17.82		150.0	
10434-AAA	W-CDMA (BS Test Model 1, 64 DPCH)	X	4.73	71.02	18.22	0.00	150.0	± 9.6 %
		Y	4.44	71.11	17.79		150.0	
		Z	4.46	71.86	18.25		150.0	
10435-AAF	LTE-TDD (SC-FDMA, 1 RB, 20 MHz, QPSK, UL Subframe=2,3,4,7,8,9)	X	25.87	102.51	27.36	3.23	80.0	± 9.6 %
		Y	84.95	120.71	31.01		80.0	
		Z	43.52	110.48	29.08		80.0	
10447-AAD	LTE-FDD (OFDMA, 5 MHz, E-TM 3.1, Clipping 44%)	X	4.34	69.51	17.18	0.00	150.0	± 9.6 %
		Y	4.06	69.33	16.64		150.0	
		Z	4.02	69.64	16.85		150.0	
10448-AAD	LTE-FDD (OFDMA, 10 MHz, E-TM 3.1, Clipping 44%)	X	4.82	69.27	17.50	0.00	150.0	± 9.6 %
		Y	4.61	69.20	17.22		150.0	
		Z	4.57	69.40	17.43		150.0	
10449-AAC	LTE-FDD (OFDMA, 15 MHz, E-TM 3.1, Clipping 44%)	X	5.07	69.22	17.56	0.00	150.0	± 9.6 %
		Y	4.88	69.15	17.35		150.0	
		Z	4.85	69.30	17.55		150.0	
10450-AAC	LTE-FDD (OFDMA, 20 MHz, E-TM 3.1, Clipping 44%)	X	5.24	69.16	17.59	0.00	150.0	± 9.6 %
		Y	5.07	69.07	17.40		150.0	
		Z	5.04	69.19	17.58		150.0	
10451-AAA	W-CDMA (BS Test Model 1, 64 DPCH, Clipping 44%)	X	4.27	69.65	16.87	0.00	150.0	± 9.6 %
		Y	3.97	69.47	16.24		150.0	
		Z	3.94	69.83	16.45		150.0	
10456-AAB	IEEE 802.11ac WiFi (160MHz, 64-QAM, 99pc duty cycle)	X	11.65	82.40	24.30	0.00	150.0	± 9.6 %
		Y	16.99	91.05	27.75		150.0	
		Z	20.13	94.59	29.01		150.0	
10457-AAA	UMTS-FDD (DC-HSDPA)	X	4.28	67.64	17.43	0.00	150.0	± 9.6 %
		Y	4.19	67.50	17.16		150.0	
		Z	4.17	67.57	17.32		150.0	
10458-AAA	CDMA2000 (1xEV-DO, Rev. B, 2 carriers)	X	4.14	69.34	17.39	0.00	150.0	± 9.6 %
		Y	3.99	69.96	17.06		150.0	
		Z	4.02	70.77	17.51		150.0	
10459-AAA	CDMA2000 (1xEV-DO, Rev. B, 3 carriers)	X	5.13	66.36	17.40	0.00	150.0	± 9.6 %
		Y	4.94	66.97	17.37		150.0	
		Z	4.99	67.72	17.83		150.0	

Certificate No: ER3-2480_Dec18

Page 25 of 38

Unless otherwise stated the results shown in this test report refer only to the sample(s) tested and such sample(s) are retained for 90 days only.

除非另有說明，此報告結果僅對測試之樣品負責，同時此樣品僅保留90天。本報告未經本公司書面許可，不可部份複製。

This document is issued by the Company subject to its General Conditions of Service printed overleaf, available on request or accessible at www.sgs.com/terms_and_conditions.htm and for electronic format documents, subject to Terms and Conditions for Electronic Documents at www.sgs.com/terms_e-document.htm. Attention is drawn to the limitation of liability, indemnification and jurisdiction issues defined therein. Any holder of this document is advised that information contained hereon reflects the Company's findings at the time of its intervention only and within the limits of Client's instructions, if any. The Company's sole responsibility is to its Client and this document does not exonerate parties to a transaction from exercising all their rights and obligations under the transaction documents. This document cannot be reproduced except in full, without prior written approval of the Company. Any unauthorized alteration, forgery or falsification of the content or appearance of this document is unlawful and offenders may be prosecuted to the fullest extent of the law.

ER3DV6 – SN:2480

December 10, 2018

10460-AAA	UMTS-FDD (WCDMA, AMR)	X	1.13	70.75	16.71	0.00	150.0	± 9.6 %
		Y	1.02	69.38	15.62		150.0	
		Z	1.15	72.52	17.80		150.0	
10461-AAA	LTE-TDD (SC-FDMA, 1 RB, 1.4 MHz, QPSK, UL Subframe=2,3,4,7,8,9)	X	100.00	125.02	33.54	3.23	80.0	± 9.6 %
		Y	100.00	125.08	32.59		80.0	
		Z	100.00	124.38	32.85		80.0	
10462-AAA	LTE-TDD (SC-FDMA, 1 RB, 1.4 MHz, 16-QAM, UL Subframe=2,3,4,7,8,9)	X	18.99	92.52	22.81	3.23	80.0	± 9.6 %
		Y	13.33	88.03	20.20		80.0	
		Z	19.07	92.39	22.30		80.0	
10463-AAA	LTE-TDD (SC-FDMA, 1 RB, 1.4 MHz, 64-QAM, UL Subframe=2,3,4,7,8,9)	X	13.83	87.13	20.77	3.23	80.0	± 9.6 %
		Y	8.50	81.35	17.60		80.0	
		Z	12.97	86.22	19.98		80.0	
10464-AAB	LTE-TDD (SC-FDMA, 1 RB, 3 MHz, QPSK, UL Subframe=2,3,4,7,8,9)	X	100.00	123.67	32.76	3.23	80.0	± 9.6 %
		Y	100.00	123.21	31.56		80.0	
		Z	100.00	122.88	32.00		80.0	
10465-AAB	LTE-TDD (SC-FDMA, 1 RB, 3 MHz, 16-QAM, UL Subframe=2,3,4,7,8,9)	X	17.45	91.24	22.36	3.23	80.0	± 9.6 %
		Y	11.69	86.28	19.59		80.0	
		Z	16.81	90.58	21.70		80.0	
10466-AAB	LTE-TDD (SC-FDMA, 1 RB, 3 MHz, 64-QAM, UL Subframe=2,3,4,7,8,9)	X	12.88	86.07	20.38	3.23	80.0	± 9.6 %
		Y	7.75	80.14	17.14		80.0	
		Z	11.73	84.81	19.48		80.0	
10467-AAE	LTE-TDD (SC-FDMA, 1 RB, 5 MHz, QPSK, UL Subframe=2,3,4,7,8,9)	X	100.00	123.77	32.61	3.23	80.0	± 9.6 %
		Y	100.00	123.35	31.62		80.0	
		Z	100.00	123.00	32.06		80.0	
10468-AAE	LTE-TDD (SC-FDMA, 1 RB, 5 MHz, 16-QAM, UL Subframe=2,3,4,7,8,9)	X	17.82	91.58	22.48	3.23	80.0	± 9.6 %
		Y	12.10	86.76	19.76		80.0	
		Z	17.38	91.09	21.87		80.0	
10469-AAE	LTE-TDD (SC-FDMA, 1 RB, 5 MHz, 64-QAM, UL Subframe=2,3,4,7,8,9)	X	12.98	86.17	20.41	3.23	80.0	± 9.6 %
		Y	7.78	80.20	17.16		80.0	
		Z	11.84	84.94	19.52		80.0	
10470-AAE	LTE-TDD (SC-FDMA, 1 RB, 10 MHz, QPSK, UL Subframe=2,3,4,7,8,9)	X	100.00	123.78	32.80	3.23	80.0	± 9.6 %
		Y	100.00	123.36	31.62		80.0	
		Z	100.00	123.00	32.06		80.0	
10471-AAE	LTE-TDD (SC-FDMA, 1 RB, 10 MHz, 16-QAM, UL Subframe=2,3,4,7,8,9)	X	17.91	91.63	22.49	3.23	80.0	± 9.6 %
		Y	12.12	86.76	19.75		80.0	
		Z	17.44	91.11	21.87		80.0	
10472-AAE	LTE-TDD (SC-FDMA, 1 RB, 10 MHz, 64-QAM, UL Subframe=2,3,4,7,8,9)	X	13.01	86.20	20.41	3.23	80.0	± 9.6 %
		Y	7.77	80.17	17.14		80.0	
		Z	11.85	84.93	19.51		80.0	
10473-AAE	LTE-TDD (SC-FDMA, 1 RB, 15 MHz, QPSK, UL Subframe=2,3,4,7,8,9)	X	100.00	123.76	32.80	3.23	80.0	± 9.6 %
		Y	100.00	123.33	31.61		80.0	
		Z	100.00	122.99	32.05		80.0	
10474-AAE	LTE-TDD (SC-FDMA, 1 RB, 15 MHz, 16-QAM, UL Subframe=2,3,4,7,8,9)	X	17.80	91.57	22.47	3.23	80.0	± 9.6 %
		Y	12.03	86.69	19.73		80.0	
		Z	17.33	91.05	21.85		80.0	
10475-AAE	LTE-TDD (SC-FDMA, 1 RB, 15 MHz, 64-QAM, UL Subframe=2,3,4,7,8,9)	X	12.96	86.16	20.40	3.23	80.0	± 9.6 %
		Y	7.74	80.14	17.13		80.0	
		Z	11.80	84.90	19.50		80.0	

Certificate No: ER3-2480_Dec18

Page 26 of 38

Unless otherwise stated the results shown in this test report refer only to the sample(s) tested and such sample(s) are retained for 90 days only.

除非另有說明，此報告結果僅對測試之樣品負責，同時此樣品僅保留90天。本報告未經本公司書面許可，不可部份複製。

This document is issued by the Company subject to its General Conditions of Service printed overleaf, available on request or accessible at www.sgs.com/terms_and_conditions.htm and for electronic format documents, subject to Terms and Conditions for Electronic Documents at www.sgs.com/terms_e-document.htm. Attention is drawn to the limitation of liability, indemnification and jurisdiction issues defined therein. Any holder of this document is advised that information contained hereon reflects the Company's findings at the time of its intervention only and within the limits of Client's instructions, if any. The Company's sole responsibility is to its Client and this document does not exonerate parties to a transaction from exercising all their rights and obligations under the transaction documents. This document cannot be reproduced except in full, without prior written approval of the Company. Any unauthorized alteration, forgery or falsification of the content or appearance of this document is unlawful and offenders may be prosecuted to the fullest extent of the law.

ER3DV6 – SN:2480

December 10, 2018

10477- AAF	LTE-TDD (SC-FDMA, 1 RB, 20 MHz, 16-QAM, UL Subframe=2,3,4,7,8,9)	X	17.66	91.40	22.39	3.23	80.0	± 9.6 %
		Y	11.80	86.38	19.61		80.0	
		Z	17.02	90.74	21.73		80.0	
10478- AAF	LTE-TDD (SC-FDMA, 1 RB, 20 MHz, 64-QAM, UL Subframe=2,3,4,7,8,9)	X	12.95	86.13	20.39	3.23	80.0	± 9.6 %
		Y	7.71	80.08	17.10		80.0	
		Z	11.76	84.83	19.47		80.0	
10479- AAA	LTE-TDD (SC-FDMA, 50% RB, 1.4 MHz, QPSK, UL Subframe=2,3,4,7,8,9)	X	9.86	88.16	25.22	3.23	80.0	± 9.6 %
		Y	9.29	88.40	24.40		80.0	
		Z	13.16	92.75	25.78		80.0	
10480- AAA	LTE-TDD (SC-FDMA, 50% RB, 1.4 MHz, 16-QAM, UL Subframe=2,3,4,7,8,9)	X	9.65	83.44	22.28	3.23	80.0	± 9.6 %
		Y	8.35	82.18	20.74		80.0	
		Z	10.48	84.35	21.56		80.0	
10481- AAA	LTE-TDD (SC-FDMA, 50% RB, 1.4 MHz, 64-QAM, UL Subframe=2,3,4,7,8,9)	X	9.41	82.52	21.71	3.23	80.0	± 9.6 %
		Y	7.77	80.55	19.86		80.0	
		Z	9.84	82.52	20.63		80.0	
10482- AAB	LTE-TDD (SC-FDMA, 50% RB, 3 MHz, QPSK, UL Subframe=2,3,4,7,8,9)	X	5.98	78.69	20.03	2.23	80.0	± 9.6 %
		Y	5.22	77.89	18.99		80.0	
		Z	6.05	79.12	19.51		80.0	
10483- AAB	LTE-TDD (SC-FDMA, 50% RB, 3 MHz, 16-QAM, UL Subframe=2,3,4,7,8,9)	X	7.71	80.19	21.28	2.23	80.0	± 9.6 %
		Y	6.40	78.08	19.36		80.0	
		Z	7.63	79.68	19.93		80.0	
10484- AAB	LTE-TDD (SC-FDMA, 50% RB, 3 MHz, 64-QAM, UL Subframe=2,3,4,7,8,9)	X	7.74	80.02	21.23	2.23	80.0	± 9.6 %
		Y	6.38	77.78	19.26		80.0	
		Z	7.49	79.18	19.75		80.0	
10485- AAE	LTE-TDD (SC-FDMA, 50% RB, 5 MHz, QPSK, UL Subframe=2,3,4,7,8,9)	X	6.53	80.04	21.00	2.23	80.0	± 9.6 %
		Y	6.02	80.30	20.68		80.0	
		Z	6.90	81.50	21.19		80.0	
10486- AAE	LTE-TDD (SC-FDMA, 50% RB, 5 MHz, 16-QAM, UL Subframe=2,3,4,7,8,9)	X	5.66	75.24	19.19	2.23	80.0	± 9.6 %
		Y	4.97	74.48	18.27		80.0	
		Z	5.54	75.31	18.59		80.0	
10487- AAE	LTE-TDD (SC-FDMA, 50% RB, 5 MHz, 64-QAM, UL Subframe=2,3,4,7,8,9)	X	5.74	75.13	19.18	2.23	80.0	± 9.6 %
		Y	5.01	74.27	18.20		80.0	
		Z	5.55	75.03	18.48		80.0	
10488- AAE	LTE-TDD (SC-FDMA, 50% RB, 10 MHz, QPSK, UL Subframe=2,3,4,7,8,9)	X	6.63	78.86	20.90	2.23	80.0	± 9.6 %
		Y	6.26	79.62	21.09		80.0	
		Z	6.97	80.53	21.54		80.0	
10489- AAE	LTE-TDD (SC-FDMA, 50% RB, 10 MHz, 16-QAM, UL Subframe=2,3,4,7,8,9)	X	6.05	75.51	20.09	2.23	80.0	± 9.6 %
		Y	5.47	75.23	19.74		80.0	
		Z	5.99	75.91	20.02		80.0	
10490- AAE	LTE-TDD (SC-FDMA, 50% RB, 10 MHz, 64-QAM, UL Subframe=2,3,4,7,8,9)	X	6.13	75.22	20.04	2.23	80.0	± 9.6 %
		Y	5.56	74.98	19.69		80.0	
		Z	6.06	75.62	19.95		80.0	
10491- AAE	LTE-TDD (SC-FDMA, 50% RB, 15 MHz, QPSK, UL Subframe=2,3,4,7,8,9)	X	6.45	76.71	20.24	2.23	80.0	± 9.6 %
		Y	6.03	77.13	20.38		80.0	
		Z	6.60	77.85	20.76		80.0	
10492- AAE	LTE-TDD (SC-FDMA, 50% RB, 15 MHz, 16-QAM, UL Subframe=2,3,4,7,8,9)	X	6.33	74.63	20.02	2.23	80.0	± 9.6 %
		Y	5.78	74.40	19.79		80.0	
		Z	6.23	74.92	20.01		80.0	

Certificate No: ER3-2480_Dec18

Page 27 of 38

Unless otherwise stated the results shown in this test report refer only to the sample(s) tested and such sample(s) are retained for 90 days only.

除非另有說明，此報告結果僅對測試之樣品負責，同時此樣品僅保留90天。本報告未經本公司書面許可，不可部份複製。

This document is issued by the Company subject to its General Conditions of Service printed overleaf, available on request or accessible at www.sgs.com/terms_and_conditions.htm and for electronic format documents, subject to Terms and Conditions for Electronic Documents at www.sgs.com/terms_e-document.htm. Attention is drawn to the limitation of liability, indemnification and jurisdiction issues defined therein. Any holder of this document is advised that information contained hereon reflects the Company's findings at the time of its intervention only and within the limits of Client's instructions, if any. The Company's sole responsibility is to its Client and this document does not exonerate parties to a transaction from exercising all their rights and obligations under the transaction documents. This document cannot be reproduced except in full, without prior written approval of the Company. Any unauthorized alteration, forgery or falsification of the content or appearance of this document is unlawful and offenders may be prosecuted to the fullest extent of the law.

SGS Compliance Certification Services Inc. No.11, Wugong 6th Rd., Wugu Dist., New Taipei City 24891, Taiwan / 新北市五股區五工六路11號
程智科技股份有限公司 t: (886-2) 2299-9720 f: (886-2) 2298-1882 www.sgs.tw www.ccsrf.com

Member of the SGS Group (SGS SA)

ER3DV6 - SN:2480

December 10, 2018

10493-AAE	LTE-TDD (SC-FDMA, 50% RB, 15 MHz, 64-QAM, UL Subframe=2,3,4,7,8,9)	X	6.42	74.53	20.03	2.23	80.0	± 9.6 %
		Y	5.87	74.29	19.78		80.0	
		Z	6.30	74.77	19.99		80.0	
10494-AAF	LTE-TDD (SC-FDMA, 50% RB, 20 MHz, QPSK, UL Subframe=2,3,4,7,8,9)	X	6.75	77.42	20.23	2.23	80.0	± 9.6 %
		Y	6.37	77.98	20.46		80.0	
		Z	6.95	78.69	20.88		80.0	
10495-AAF	LTE-TDD (SC-FDMA, 50% RB, 20 MHz, 16-QAM, UL Subframe=2,3,4,7,8,9)	X	6.46	75.21	20.17	2.23	80.0	± 9.6 %
		Y	5.90	74.95	19.98		80.0	
		Z	6.34	75.42	20.21		80.0	
10496-AAF	LTE-TDD (SC-FDMA, 50% RB, 20 MHz, 64-QAM, UL Subframe=2,3,4,7,8,9)	X	6.52	74.88	20.13	2.23	80.0	± 9.6 %
		Y	5.97	74.64	19.94		80.0	
		Z	6.39	75.09	20.15		80.0	
10497-AAA	LTE-TDD (SC-FDMA, 100% RB, 1.4 MHz, QPSK, UL Subframe=2,3,4,7,8,9)	X	5.21	76.88	18.88	2.23	80.0	± 9.6 %
		Y	4.00	73.99	16.71		80.0	
		Z	4.62	74.96	17.12		80.0	
10498-AAA	LTE-TDD (SC-FDMA, 100% RB, 1.4 MHz, 16-QAM, UL Subframe=2,3,4,7,8,9)	X	4.65	72.58	16.60	2.23	80.0	± 9.6 %
		Y	3.47	69.39	13.99		80.0	
		Z	3.84	69.84	14.15		80.0	
10499-AAA	LTE-TDD (SC-FDMA, 100% RB, 1.4 MHz, 64-QAM, UL Subframe=2,3,4,7,8,9)	X	4.70	72.38	16.42	2.23	80.0	± 9.6 %
		Y	3.47	69.08	13.73		80.0	
		Z	3.82	69.47	13.86		80.0	
10500-AAB	LTE-TDD (SC-FDMA, 100% RB, 3 MHz, QPSK, UL Subframe=2,3,4,7,8,9)	X	6.47	79.26	20.90	2.23	80.0	± 9.6 %
		Y	6.00	79.71	20.77		80.0	
		Z	6.80	80.79	21.25		80.0	
10501-AAB	LTE-TDD (SC-FDMA, 100% RB, 3 MHz, 16-QAM, UL Subframe=2,3,4,7,8,9)	X	5.81	75.24	19.50	2.23	80.0	± 9.6 %
		Y	5.18	74.73	18.82		80.0	
		Z	5.73	75.51	19.12		80.0	
10502-AAB	LTE-TDD (SC-FDMA, 100% RB, 3 MHz, 64-QAM, UL Subframe=2,3,4,7,8,9)	X	5.82	74.90	19.36	2.23	80.0	± 9.6 %
		Y	5.21	74.42	18.66		80.0	
		Z	5.74	75.19	18.96		80.0	
10503-AAE	LTE-TDD (SC-FDMA, 100% RB, 5 MHz, QPSK, UL Subframe=2,3,4,7,8,9)	X	6.59	78.78	20.86	2.23	80.0	± 9.6 %
		Y	6.21	79.49	21.03		80.0	
		Z	6.91	80.40	21.46		80.0	
10504-AAE	LTE-TDD (SC-FDMA, 100% RB, 5 MHz, 16-QAM, UL Subframe=2,3,4,7,8,9)	X	6.05	75.49	20.07	2.23	80.0	± 9.6 %
		Y	5.47	75.20	19.71		80.0	
		Z	5.98	75.86	19.99		80.0	
10505-AAE	LTE-TDD (SC-FDMA, 100% RB, 5 MHz, 64-QAM, UL Subframe=2,3,4,7,8,9)	X	6.12	75.18	20.01	2.23	80.0	± 9.6 %
		Y	5.54	74.93	19.68		80.0	
		Z	6.04	75.56	19.91		80.0	
10506-AAE	LTE-TDD (SC-FDMA, 100% RB, 10 MHz, QPSK, UL Subframe=2,3,4,7,8,9)	X	6.73	77.36	20.20	2.23	80.0	± 9.6 %
		Y	6.34	77.90	20.42		80.0	
		Z	6.92	78.60	20.83		80.0	
10507-AAE	LTE-TDD (SC-FDMA, 100% RB, 10 MHz, 16-QAM, UL Subframe=2,3,4,7,8,9)	X	6.45	75.17	20.15	2.23	80.0	± 9.6 %
		Y	5.89	74.91	19.96		80.0	
		Z	6.33	75.38	20.19		80.0	

Certificate No: ER3-2480_Dec18

Page 28 of 36

Unless otherwise stated the results shown in this test report refer only to the sample(s) tested and such sample(s) are retained for 90 days only.

除非另有說明，此報告結果僅對測試之樣品負責，同時此樣品僅保留90天。本報告未經本公司書面許可，不可部份複製。

This document is issued by the Company subject to its General Conditions of Service printed overleaf, available on request or accessible at www.sgs.com/terms_and_conditions.htm and for electronic format documents, subject to Terms and Conditions for Electronic Documents at www.sgs.com/terms_e-document.htm. Attention is drawn to the limitation of liability, indemnification and jurisdiction issues defined therein. Any holder of this document is advised that information contained hereon reflects the Company's findings at the time of its intervention only and within the limits of Client's instructions, if any. The Company's sole responsibility is to its Client and this document does not exonerate parties to a transaction from exercising all their rights and obligations under the transaction documents. This document cannot be reproduced except in full, without prior written approval of the Company. Any unauthorized alteration, forgery or falsification of the content or appearance of this document is unlawful and offenders may be prosecuted to the fullest extent of the law.

SGS Compliance Certification Services Inc. No.11, Wugong 6th Rd., Wugu Dist., New Taipei City 24891, Taiwan / 新北市五股區五工六路11號
程智科技股份有限公司 t: (886-2) 2299-9720 f: (886-2) 2298-1882 www.sgs.tw www.ccsrf.com

Member of the SGS Group (SGS SA)

ER3DV6 – SN:2480

December 10, 2018

10508-AAE	LTE-TDD (SC-FDMA, 100% RB, 10 MHz, 64-QAM, UL Subframe=2,3,4,7,8,9)	X	6.51	74.85	20.11	2.23	80.0	± 9.6 %
		Y	5.96	74.60	19.91		80.0	
		Z	6.38	75.05	20.12		80.0	
10509-AAE	LTE-TDD (SC-FDMA, 100% RB, 15 MHz, QPSK, UL Subframe=2,3,4,7,8,9)	X	6.68	75.42	19.53	2.23	80.0	± 9.6 %
		Y	6.26	75.62	19.64		80.0	
		Z	6.74	76.18	20.00		80.0	
10510-AAE	LTE-TDD (SC-FDMA, 100% RB, 15 MHz, 16-QAM, UL Subframe=2,3,4,7,8,9)	X	6.84	74.43	19.95	2.23	80.0	± 9.6 %
		Y	6.31	74.17	19.82		80.0	
		Z	6.89	74.52	20.00		80.0	
10511-AAE	LTE-TDD (SC-FDMA, 100% RB, 15 MHz, 64-QAM, UL Subframe=2,3,4,7,8,9)	X	6.86	74.15	19.93	2.23	80.0	± 9.6 %
		Y	6.33	73.88	19.78		80.0	
		Z	6.71	74.22	19.95		80.0	
10512-AAF	LTE-TDD (SC-FDMA, 100% RB, 20 MHz, QPSK, UL Subframe=2,3,4,7,8,9)	X	6.81	76.32	19.65	2.23	80.0	± 9.6 %
		Y	6.41	76.61	19.79		80.0	
		Z	6.92	77.20	20.19		80.0	
10513-AAF	LTE-TDD (SC-FDMA, 100% RB, 20 MHz, 16-QAM, UL Subframe=2,3,4,7,8,9)	X	6.82	74.99	20.10	2.23	80.0	± 9.6 %
		Y	6.25	74.66	19.96		80.0	
		Z	6.65	74.98	20.14		80.0	
10514-AAF	LTE-TDD (SC-FDMA, 100% RB, 20 MHz, 64-QAM, UL Subframe=2,3,4,7,8,9)	X	6.76	74.54	20.05	2.23	80.0	± 9.6 %
		Y	6.21	74.19	19.88		80.0	
		Z	6.61	74.53	20.06		80.0	
10515-AAA	IEEE 802.11b WiFi 2.4 GHz (DSSS, 2 Mbps, 99pc duty cycle)	X	1.09	65.39	15.67	0.00	150.0	± 9.6 %
		Y	1.06	65.03	15.16		150.0	
		Z	1.07	65.74	16.07		150.0	
10516-AAA	IEEE 802.11b WiFi 2.4 GHz (DSSS, 5.5 Mbps, 99pc duty cycle)	X	0.89	74.74	17.70	0.00	150.0	± 9.6 %
		Y	0.74	71.63	15.78		150.0	
		Z	1.20	81.41	20.97		150.0	
10517-AAA	IEEE 802.11b WiFi 2.4 GHz (DSSS, 11 Mbps, 99pc duty cycle)	X	1.00	68.17	16.38	0.00	150.0	± 9.6 %
		Y	0.94	67.28	15.56		150.0	
		Z	0.99	68.97	17.11		150.0	
10518-AAB	IEEE 802.11a/n WiFi 5 GHz (OFDM, 9 Mbps, 99pc duty cycle)	X	5.27	69.12	17.64	0.00	150.0	± 9.6 %
		Y	5.09	69.04	17.44		150.0	
		Z	5.06	69.15	17.61		150.0	
10519-AAB	IEEE 802.11a/n WiFi 5 GHz (OFDM, 12 Mbps, 99pc duty cycle)	X	5.57	69.56	17.86	0.00	150.0	± 9.6 %
		Y	5.36	69.47	17.66		150.0	
		Z	5.31	69.56	17.82		150.0	
10520-AAB	IEEE 802.11a/n WiFi 5 GHz (OFDM, 18 Mbps, 99pc duty cycle)	X	5.38	69.42	17.89	0.00	150.0	± 9.6 %
		Y	5.19	69.38	17.53		150.0	
		Z	5.15	69.50	17.71		150.0	
10521-AAB	IEEE 802.11a/n WiFi 5 GHz (OFDM, 24 Mbps, 99pc duty cycle)	X	5.29	69.37	17.64	0.00	150.0	± 9.6 %
		Y	5.10	69.33	17.48		150.0	
		Z	5.06	69.46	17.67		150.0	
10522-AAB	IEEE 802.11a/n WiFi 5 GHz (OFDM, 36 Mbps, 99pc duty cycle)	X	5.34	69.34	17.69	0.00	150.0	± 9.6 %
		Y	5.14	69.29	17.51		150.0	
		Z	5.11	69.44	17.70		150.0	

Certificate No: ER3-2480_Dec18

Page 29 of 38

Unless otherwise stated the results shown in this test report refer only to the sample(s) tested and such sample(s) are retained for 90 days only.

除非另有說明，此報告結果僅對測試之樣品負責，同時此樣品僅保留90天。本報告未經本公司書面許可，不可部份複製。

This document is issued by the Company subject to its General Conditions of Service printed overleaf, available on request or accessible at www.sgs.com/terms_and_conditions.htm and for electronic format documents, subject to Terms and Conditions for Electronic Documents at www.sgs.com/terms_e-document.htm. Attention is drawn to the limitation of liability, indemnification and jurisdiction issues defined therein. Any holder of this document is advised that information contained hereon reflects the Company's findings at the time of its intervention only and within the limits of Client's instructions, if any. The Company's sole responsibility is to its Client and this document does not exonerate parties to a transaction from exercising all their rights and obligations under the transaction documents. This document cannot be reproduced except in full, without prior written approval of the Company. Any unauthorized alteration, forgery or falsification of the content or appearance of this document is unlawful and offenders may be prosecuted to the fullest extent of the law.

ER3DV6 – SN:2480

December 10, 2018

10523-AAB	IEEE 802.11a/h WiFi 5 GHz (OFDM, 48 Mbps, 99pc duty cycle)	X	5.20	69.24	17.53	0.00	150.0	± 9.6 %
		Y	5.00	69.13	17.33		150.0	
		Z	4.97	69.27	17.52		150.0	
10524-AAB	IEEE 802.11a/h WiFi 5 GHz (OFDM, 54 Mbps, 99pc duty cycle)	X	5.28	69.27	17.66	0.00	150.0	± 9.6 %
		Y	5.10	69.27	17.51		150.0	
		Z	5.06	69.42	17.70		150.0	
10525-AAB	IEEE 802.11ac WiFi (20MHz, MCS0, 99pc duty cycle)	X	5.22	68.26	17.22	0.00	150.0	± 9.6 %
		Y	5.05	68.20	17.04		150.0	
		Z	5.02	68.32	17.21		150.0	
10526-AAB	IEEE 802.11ac WiFi (20MHz, MCS1, 99pc duty cycle)	X	5.48	68.73	17.38	0.00	150.0	± 9.6 %
		Y	5.28	68.66	17.21		150.0	
		Z	5.24	68.79	17.39		150.0	
10527-AAB	IEEE 802.11ac WiFi (20MHz, MCS2, 99pc duty cycle)	X	5.40	68.73	17.34	0.00	150.0	± 9.6 %
		Y	5.19	68.61	17.14		150.0	
		Z	5.15	68.73	17.32		150.0	
10528-AAB	IEEE 802.11ac WiFi (20MHz, MCS3, 99pc duty cycle)	X	5.42	68.75	17.37	0.00	150.0	± 9.6 %
		Y	5.21	68.65	17.19		150.0	
		Z	5.17	68.77	17.36		150.0	
10529-AAB	IEEE 802.11ac WiFi (20MHz, MCS4, 99pc duty cycle)	X	5.42	68.75	17.37	0.00	150.0	± 9.6 %
		Y	5.21	68.65	17.19		150.0	
		Z	5.17	68.77	17.36		150.0	
10531-AAB	IEEE 802.11ac WiFi (20MHz, MCS6, 99pc duty cycle)	X	5.44	68.87	17.36	0.00	150.0	± 9.6 %
		Y	5.23	68.83	17.22		150.0	
		Z	5.20	68.97	17.41		150.0	
10532-AAB	IEEE 802.11ac WiFi (20MHz, MCS7, 99pc duty cycle)	X	5.31	68.93	17.41	0.00	150.0	± 9.6 %
		Y	5.08	68.70	17.16		150.0	
		Z	5.03	68.80	17.34		150.0	
10533-AAB	IEEE 802.11ac WiFi (20MHz, MCS8, 99pc duty cycle)	X	5.44	68.76	17.35	0.00	150.0	± 9.6 %
		Y	5.22	68.67	17.16		150.0	
		Z	5.18	68.80	17.34		150.0	
10534-AAB	IEEE 802.11ac WiFi (40MHz, MCS0, 99pc duty cycle)	X	6.64	71.44	18.85	0.00	150.0	± 9.6 %
		Y	6.42	71.18	18.61		150.0	
		Z	6.43	71.37	18.80		150.0	
10535-AAB	IEEE 802.11ac WiFi (40MHz, MCS1, 99pc duty cycle)	X	6.61	71.09	18.62	0.00	150.0	± 9.6 %
		Y	6.61	71.66	18.84		150.0	
		Z	6.72	72.16	19.17		150.0	
10536-AAB	IEEE 802.11ac WiFi (40MHz, MCS2, 99pc duty cycle)	X	6.50	71.26	18.69	0.00	150.0	± 9.6 %
		Y	6.31	71.11	18.50		150.0	
		Z	6.30	71.24	18.67		150.0	
10537-AAB	IEEE 802.11ac WiFi (40MHz, MCS3, 99pc duty cycle)	X	6.60	71.34	18.75	0.00	150.0	± 9.6 %
		Y	6.49	71.46	18.71		150.0	
		Z	6.58	71.92	19.04		150.0	
10538-AAB	IEEE 802.11ac WiFi (40MHz, MCS4, 99pc duty cycle)	X	6.62	70.97	18.58	0.00	150.0	± 9.6 %
		Y	6.32	70.53	18.26		150.0	
		Z	6.29	70.64	18.42		150.0	
10540-AAB	IEEE 802.11ac WiFi (40MHz, MCS6, 99pc duty cycle)	X	6.83	72.10	19.21	0.00	150.0	± 9.6 %
		Y	6.31	70.84	18.43		150.0	
		Z	6.29	70.91	18.56		150.0	

Certificate No: ER3-2480_Dec18

Page 30 of 38

Unless otherwise stated the results shown in this test report refer only to the sample(s) tested and such sample(s) are retained for 90 days only.

除非另有說明，此報告結果僅對測試之樣品負責，同時此樣品僅保留90天。本報告未經本公司書面許可，不可部份複製。

This document is issued by the Company subject to its General Conditions of Service printed overleaf, available on request or accessible at www.sgs.com/terms_and_conditions.htm and for electronic format documents, subject to Terms and Conditions for Electronic Documents at www.sgs.com/terms_e-document.htm. Attention is drawn to the limitation of liability, indemnification and jurisdiction issues defined therein. Any holder of this document is advised that information contained hereon reflects the Company's findings at the time of its intervention only and within the limits of Client's instructions, if any. The Company's sole responsibility is to its Client and this document does not exonerate parties to a transaction from exercising all their rights and obligations under the transaction documents. This document cannot be reproduced except in full, without prior written approval of the Company. Any unauthorized alteration, forgery or falsification of the content or appearance of this document is unlawful and offenders may be prosecuted to the fullest extent of the law.

ER3DV6 – SN:2480

December 10, 2018

10541-AAB	IEEE 802.11ac WiFi (40MHz, MCS7, 99pc duty cycle)	X	6.59	71.28	18.77	0.00	150.0	± 9.6 %
		Y	6.16	70.31	18.16		150.0	
		Z	6.18	70.55	18.39		150.0	
10542-AAB	IEEE 802.11ac WiFi (40MHz, MCS8, 99pc duty cycle)	X	6.78	71.40	18.89	0.00	150.0	± 9.6 %
		Y	6.66	71.49	18.82		150.0	
		Z	6.75	71.93	19.14		150.0	
10543-AAB	IEEE 802.11ac WiFi (40MHz, MCS9, 99pc duty cycle)	X	7.88	74.52	20.56	0.00	150.0	± 9.6 %
		Y	6.50	70.62	18.38		150.0	
		Z	6.71	71.51	18.94		150.0	
10544-AAB	IEEE 802.11ac WiFi (80MHz, MCS0, 99pc duty cycle)	X	6.36	69.53	17.73	0.00	150.0	± 9.6 %
		Y	6.29	69.67	17.74		150.0	
		Z	6.37	70.05	18.05		150.0	
10545-AAB	IEEE 802.11ac WiFi (80MHz, MCS1, 99pc duty cycle)	X	7.71	73.40	19.73	0.00	150.0	± 9.6 %
		Y	7.90	74.24	20.05		150.0	
		Z	8.29	75.37	20.68		150.0	
10546-AAB	IEEE 802.11ac WiFi (80MHz, MCS2, 99pc duty cycle)	X	6.67	70.44	18.15	0.00	150.0	± 9.6 %
		Y	6.53	70.36	18.05		150.0	
		Z	6.62	70.79	18.38		150.0	
10547-AAB	IEEE 802.11ac WiFi (80MHz, MCS3, 99pc duty cycle)	X	7.45	72.67	19.36	0.00	150.0	± 9.6 %
		Y	6.95	71.53	18.67		150.0	
		Z	7.08	72.06	19.04		150.0	
10548-AAB	IEEE 802.11ac WiFi (80MHz, MCS4, 99pc duty cycle)	X	85.69	118.79	36.36	0.00	150.0	± 9.6 %
		Y	48.81	111.94	34.00		150.0	
		Z	39.45	107.18	32.43		150.0	
10550-AAB	IEEE 802.11ac WiFi (80MHz, MCS6, 99pc duty cycle)	X	7.26	72.26	19.17	0.00	150.0	± 9.6 %
		Y	7.63	73.72	19.83		150.0	
		Z	8.18	75.31	20.68		150.0	
10551-AAB	IEEE 802.11ac WiFi (80MHz, MCS7, 99pc duty cycle)	X	7.78	73.75	19.88	0.00	150.0	± 9.6 %
		Y	6.88	71.46	18.61		150.0	
		Z	6.84	71.46	18.71		150.0	
10552-AAB	IEEE 802.11ac WiFi (80MHz, MCS8, 99pc duty cycle)	X	6.59	70.20	18.02	0.00	150.0	± 9.6 %
		Y	6.86	71.57	18.71		150.0	
		Z	6.46	70.36	18.16		150.0	
10553-AAB	IEEE 802.11ac WiFi (80MHz, MCS9, 99pc duty cycle)	X	6.47	69.49	17.66	0.00	150.0	± 9.6 %
		Y	6.40	69.72	17.73		150.0	
		Z	6.40	69.88	17.92		150.0	
10554-AAC	IEEE 802.11ac WiFi (160MHz, MCS0, 99pc duty cycle)	X	7.38	71.81	18.88	0.00	150.0	± 9.6 %
		Y	7.30	71.84	18.82		150.0	
		Z	7.43	72.30	19.15		150.0	
10555-AAC	IEEE 802.11ac WiFi (160MHz, MCS1, 99pc duty cycle)	X	8.61	75.00	20.47	0.00	150.0	± 9.6 %
		Y	8.40	74.70	20.24		150.0	
		Z	8.42	74.79	20.34		150.0	
10556-AAC	IEEE 802.11ac WiFi (160MHz, MCS2, 99pc duty cycle)	X	8.04	73.44	19.68	0.00	150.0	± 9.6 %
		Y	8.19	74.10	19.93		150.0	
		Z	8.76	75.62	20.74		150.0	
10557-AAC	IEEE 802.11ac WiFi (160MHz, MCS3, 99pc duty cycle)	X	7.83	72.85	19.39	0.00	150.0	± 9.6 %
		Y	7.45	72.05	18.89		150.0	
		Z	7.40	71.97	18.94		150.0	

Certificate No: ER3-2480_Dec18

Page 31 of 38

Unless otherwise stated the results shown in this test report refer only to the sample(s) tested and such sample(s) are retained for 90 days only.

除非另有說明，此報告結果僅對測試之樣品負責，同時此樣品僅保留90天。本報告未經本公司書面許可，不可部份複製。

This document is issued by the Company subject to its General Conditions of Service printed overleaf, available on request or accessible at www.sgs.com/terms_and_conditions.htm and for electronic format documents, subject to Terms and Conditions for Electronic Documents at www.sgs.com/terms_e-document.htm. Attention is drawn to the limitation of liability, indemnification and jurisdiction issues defined therein. Any holder of this document is advised that information contained hereon reflects the Company's findings at the time of its intervention only and within the limits of Client's instructions, if any. The Company's sole responsibility is to its Client and this document does not exonerate parties to a transaction from exercising all their rights and obligations under the transaction documents. This document cannot be reproduced except in full, without prior written approval of the Company. Any unauthorized alteration, forgery or falsification of the content or appearance of this document is unlawful and offenders may be prosecuted to the fullest extent of the law.

ER3DV6 – SN:2480

December 10, 2018

10558-AAC	IEEE 802.11ac WiFi (160MHz, MCS4, 99pc duty cycle)	X	7.29	71.10	18.41	0.00	150.0	± 9.6 %
		Y	8.86	75.85	20.83		150.0	
		Z	8.22	74.27	20.11		150.0	
10560-AAC	IEEE 802.11ac WiFi (160MHz, MCS6, 99pc duty cycle)	X	7.45	71.56	18.76	0.00	150.0	± 9.6 %
		Y	7.60	72.40	19.15		150.0	
		Z	7.89	73.30	19.69		150.0	
10561-AAC	IEEE 802.11ac WiFi (160MHz, MCS7, 99pc duty cycle)	X	7.51	72.04	19.06	0.00	150.0	± 9.6 %
		Y	7.26	71.61	18.75		150.0	
		Z	7.27	71.72	18.90		150.0	
10562-AAC	IEEE 802.11ac WiFi (160MHz, MCS8, 99pc duty cycle)	X	12.43	83.09	24.31	0.00	150.0	± 9.6 %
		Y	9.00	76.21	21.04		150.0	
		Z	8.39	74.75	20.40		150.0	
10563-AAC	IEEE 802.11ac WiFi (160MHz, MCS9, 99pc duty cycle)	X	10.40	78.67	22.28	0.00	150.0	± 9.6 %
		Y	8.36	73.86	19.76		150.0	
		Z	8.24	73.56	19.85		150.0	
10564-AAA	IEEE 802.11g WiFi 2.4 GHz (DSSS-OFDM, 9 Mbps, 99pc duty cycle)	X	5.67	69.44	17.98	0.46	150.0	± 9.6 %
		Y	5.48	69.33	17.76		150.0	
		Z	5.45	69.43	17.90		150.0	
10565-AAA	IEEE 802.11g WiFi 2.4 GHz (DSSS-OFDM, 12 Mbps, 99pc duty cycle)	X	6.00	69.98	18.31	0.46	150.0	± 9.6 %
		Y	5.77	69.86	18.11		150.0	
		Z	5.73	69.95	18.25		150.0	
10566-AAA	IEEE 802.11g WiFi 2.4 GHz (DSSS-OFDM, 18 Mbps, 99pc duty cycle)	X	5.80	69.78	18.09	0.46	150.0	± 9.6 %
		Y	5.59	69.71	17.91		150.0	
		Z	5.56	69.82	18.07		150.0	
10567-AAA	IEEE 802.11g WiFi 2.4 GHz (DSSS-OFDM, 24 Mbps, 99pc duty cycle)	X	5.77	69.93	18.25	0.46	150.0	± 9.6 %
		Y	5.58	69.88	18.11		150.0	
		Z	5.55	70.03	18.30		150.0	
10568-AAA	IEEE 802.11g WiFi 2.4 GHz (DSSS-OFDM, 36 Mbps, 99pc duty cycle)	X	5.73	69.65	17.95	0.46	150.0	± 9.6 %
		Y	5.51	69.54	17.74		150.0	
		Z	5.49	69.66	17.89		150.0	
10569-AAA	IEEE 802.11g WiFi 2.4 GHz (DSSS-OFDM, 48 Mbps, 99pc duty cycle)	X	5.70	69.92	18.24	0.46	150.0	± 9.6 %
		Y	5.49	69.81	18.06		150.0	
		Z	5.48	69.99	18.28		150.0	
10570-AAA	IEEE 802.11g WiFi 2.4 GHz (DSSS-OFDM, 54 Mbps, 99pc duty cycle)	X	5.75	69.78	18.23	0.46	150.0	± 9.6 %
		Y	5.56	69.77	18.09		150.0	
		Z	5.53	69.94	18.28		150.0	
10571-AAA	IEEE 802.11b WiFi 2.4 GHz (DSSS, 1 Mbps, 90pc duty cycle)	X	1.62	69.54	17.88	0.46	130.0	± 9.6 %
		Y	1.50	68.69	17.24		130.0	
		Z	1.64	70.12	18.27		130.0	
10572-AAA	IEEE 802.11b WiFi 2.4 GHz (DSSS, 2 Mbps, 90pc duty cycle)	X	1.65	70.13	18.16	0.46	130.0	± 9.6 %
		Y	1.53	69.27	17.52		130.0	
		Z	1.68	70.82	18.62		130.0	
10573-AAA	IEEE 802.11b WiFi 2.4 GHz (DSSS, 5.5 Mbps, 90pc duty cycle)	X	4.16	90.92	23.41	0.46	130.0	± 9.6 %
		Y	3.34	87.84	21.93		130.0	
		Z	10.18	106.24	28.34		130.0	
10574-AAA	IEEE 802.11b WiFi 2.4 GHz (DSSS, 11 Mbps, 90pc duty cycle)	X	2.00	76.38	20.56	0.46	130.0	± 9.6 %
		Y	1.78	75.01	19.75		130.0	
		Z	2.16	78.69	21.81		130.0	

Certificate No: ER3-2480_Dec18

Page 32 of 38

Unless otherwise stated the results shown in this test report refer only to the sample(s) tested and such sample(s) are retained for 90 days only.

除非另有說明，此報告結果僅對測試之樣品負責，同時此樣品僅保留90天。本報告未經本公司書面許可，不可部份複製。

This document is issued by the Company subject to its General Conditions of Service printed overleaf, available on request or accessible at www.sgs.com/terms_and_conditions.htm and for electronic format documents, subject to Terms and Conditions for Electronic Documents at www.sgs.com/terms_e-document.htm. Attention is drawn to the limitation of liability, indemnification and jurisdiction issues defined therein. Any holder of this document is advised that information contained hereon reflects the Company's findings at the time of its intervention only and within the limits of Client's instructions, if any. The Company's sole responsibility is to its Client and this document does not exonerate parties to a transaction from exercising all their rights and obligations under the transaction documents. This document cannot be reproduced except in full, without prior written approval of the Company. Any unauthorized alteration, forgery or falsification of the content or appearance of this document is unlawful and offenders may be prosecuted to the fullest extent of the law.

ER3DV8 – SN-2480

December 10, 2018

10575-AAA	IEEE 802.11g WiFi 2.4 GHz (DSSS-OFDM, 6 Mbps, 90pc duty cycle)	X	5.47	69.34	18.10	0.46	130.0	± 9.6 %
		Y	5.27	69.21	17.87		130.0	
		Z	5.28	69.43	18.07		130.0	
10576-AAA	IEEE 802.11g WiFi 2.4 GHz (DSSS-OFDM, 9 Mbps, 90pc duty cycle)	X	5.50	69.49	18.14	0.46	130.0	± 9.6 %
		Y	5.29	69.32	17.89		130.0	
		Z	5.30	69.55	18.10		130.0	
10577-AAA	IEEE 802.11g WiFi 2.4 GHz (DSSS-OFDM, 12 Mbps, 90pc duty cycle)	X	5.81	69.93	18.38	0.46	130.0	± 9.6 %
		Y	5.56	69.76	18.14		130.0	
		Z	5.56	69.96	18.33		130.0	
10578-AAA	IEEE 802.11g WiFi 2.4 GHz (DSSS-OFDM, 18 Mbps, 90pc duty cycle)	X	5.67	69.97	18.36	0.46	130.0	± 9.6 %
		Y	5.43	69.81	18.14		130.0	
		Z	5.44	70.06	18.37		130.0	
10579-AAA	IEEE 802.11g WiFi 2.4 GHz (DSSS-OFDM, 24 Mbps, 90pc duty cycle)	X	5.50	69.69	17.98	0.46	130.0	± 9.6 %
		Y	5.26	69.47	17.70		130.0	
		Z	5.26	69.67	17.89		130.0	
10580-AAA	IEEE 802.11g WiFi 2.4 GHz (DSSS-OFDM, 36 Mbps, 90pc duty cycle)	X	5.60	69.85	18.09	0.46	130.0	± 9.6 %
		Y	5.32	69.54	17.76		130.0	
		Z	5.32	69.73	17.93		130.0	
10581-AAA	IEEE 802.11g WiFi 2.4 GHz (DSSS-OFDM, 48 Mbps, 90pc duty cycle)	X	5.63	70.25	18.40	0.46	130.0	± 9.6 %
		Y	5.35	69.95	18.12		130.0	
		Z	5.36	70.20	18.35		130.0	
10582-AAA	IEEE 802.11g WiFi 2.4 GHz (DSSS-OFDM, 54 Mbps, 90pc duty cycle)	X	5.51	69.68	17.93	0.46	130.0	± 9.6 %
		Y	5.24	69.42	17.63		130.0	
		Z	5.24	69.60	17.78		130.0	
10583-AAB	IEEE 802.11a/n WiFi 5 GHz (OFDM, 6 Mbps, 90pc duty cycle)	X	5.47	69.34	18.10	0.46	130.0	± 9.6 %
		Y	5.27	69.21	17.87		130.0	
		Z	5.28	69.43	18.07		130.0	
10584-AAB	IEEE 802.11a/n WiFi 5 GHz (OFDM, 9 Mbps, 90pc duty cycle)	X	5.50	69.49	18.14	0.46	130.0	± 9.6 %
		Y	5.29	69.32	17.89		130.0	
		Z	5.30	69.55	18.10		130.0	
10585-AAB	IEEE 802.11a/n WiFi 5 GHz (OFDM, 12 Mbps, 90pc duty cycle)	X	5.81	69.93	18.38	0.46	130.0	± 9.6 %
		Y	5.56	69.76	18.14		130.0	
		Z	5.56	69.96	18.33		130.0	
10586-AAB	IEEE 802.11a/n WiFi 5 GHz (OFDM, 18 Mbps, 90pc duty cycle)	X	5.67	69.97	18.36	0.46	130.0	± 9.6 %
		Y	5.43	69.81	18.14		130.0	
		Z	5.44	70.06	18.37		130.0	
10587-AAB	IEEE 802.11a/n WiFi 5 GHz (OFDM, 24 Mbps, 90pc duty cycle)	X	5.50	69.69	17.98	0.46	130.0	± 9.6 %
		Y	5.26	69.47	17.70		130.0	
		Z	5.26	69.67	17.89		130.0	
10588-AAB	IEEE 802.11a/n WiFi 5 GHz (OFDM, 36 Mbps, 90pc duty cycle)	X	5.60	69.85	18.09	0.46	130.0	± 9.6 %
		Y	5.32	69.54	17.76		130.0	
		Z	5.32	69.73	17.93		130.0	
10589-AAB	IEEE 802.11a/n WiFi 5 GHz (OFDM, 48 Mbps, 90pc duty cycle)	X	5.63	70.25	18.40	0.46	130.0	± 9.6 %
		Y	5.35	69.95	18.12		130.0	
		Z	5.36	70.20	18.35		130.0	
10590-AAB	IEEE 802.11a/n WiFi 5 GHz (OFDM, 54 Mbps, 90pc duty cycle)	X	5.51	69.68	17.93	0.46	130.0	± 9.6 %
		Y	5.24	69.42	17.63		130.0	
		Z	5.24	69.60	17.78		130.0	

Certificate No: ER3-2480_Dec18

Page 33 of 38

Unless otherwise stated the results shown in this test report refer only to the sample(s) tested and such sample(s) are retained for 90 days only.

除非另有說明，此報告結果僅對測試之樣品負責，同時此樣品僅保留90天。本報告未經本公司書面許可，不可部份複製。

This document is issued by the Company subject to its General Conditions of Service printed overleaf, available on request or accessible at www.sgs.com/terms_and_conditions.htm and for electronic format documents, subject to Terms and Conditions for Electronic Documents at www.sgs.com/terms_e-document.htm. Attention is drawn to the limitation of liability, indemnification and jurisdiction issues defined therein. Any holder of this document is advised that information contained hereon reflects the Company's findings at the time of its intervention only and within the limits of Client's instructions, if any. The Company's sole responsibility is to its Client and this document does not exonerate parties to a transaction from exercising all their rights and obligations under the transaction documents. This document cannot be reproduced except in full, without prior written approval of the Company. Any unauthorized alteration, forgery or falsification of the content or appearance of this document is unlawful and offenders may be prosecuted to the fullest extent of the law.

ER3DV6 - SN:2480

December 10, 2018

10591-AAB	IEEE 802.11n (HT Mixed, 20MHz, MCS0, 90pc duty cycle)	X	5.63	69.39	18.20	0.46	130.0	± 9.6 %
		Y	5.42	69.24	17.96		130.0	
		Z	5.43	69.44	18.15		130.0	
10592-AAB	IEEE 802.11n (HT Mixed, 20MHz, MCS1, 90pc duty cycle)	X	5.84	69.74	18.30	0.46	130.0	± 9.6 %
		Y	5.62	69.62	18.10		130.0	
		Z	5.62	69.82	18.29		130.0	
10593-AAB	IEEE 802.11n (HT Mixed, 20MHz, MCS2, 90pc duty cycle)	X	5.80	69.80	18.26	0.46	130.0	± 9.6 %
		Y	5.56	69.63	18.04		130.0	
		Z	5.56	69.83	18.22		130.0	
10594-AAB	IEEE 802.11n (HT Mixed, 20MHz, MCS3, 90pc duty cycle)	X	5.82	69.83	18.33	0.46	130.0	± 9.6 %
		Y	5.59	69.69	18.12		130.0	
		Z	5.60	69.90	18.32		130.0	
10595-AAB	IEEE 802.11n (HT Mixed, 20MHz, MCS4, 90pc duty cycle)	X	5.85	69.97	18.33	0.46	130.0	± 9.6 %
		Y	5.60	69.77	18.09		130.0	
		Z	5.59	69.96	18.27		130.0	
10596-AAB	IEEE 802.11n (HT Mixed, 20MHz, MCS5, 90pc duty cycle)	X	5.78	69.95	18.32	0.46	130.0	± 9.6 %
		Y	5.52	69.74	18.07		130.0	
		Z	5.53	69.96	18.27		130.0	
10597-AAB	IEEE 802.11n (HT Mixed, 20MHz, MCS6, 90pc duty cycle)	X	5.74	69.95	18.26	0.46	130.0	± 9.6 %
		Y	5.48	69.72	18.00		130.0	
		Z	5.49	69.92	18.19		130.0	
10598-AAB	IEEE 802.11n (HT Mixed, 20MHz, MCS7, 90pc duty cycle)	X	5.70	70.14	18.46	0.46	130.0	± 9.6 %
		Y	5.44	69.86	18.18		130.0	
		Z	5.45	70.08	18.39		130.0	
10599-AAB	IEEE 802.11n (HT Mixed, 40MHz, MCS0, 90pc duty cycle)	X	8.49	77.10	22.23	0.46	130.0	± 9.6 %
		Y	7.68	75.15	21.10		130.0	
		Z	8.05	76.29	21.69		130.0	
10600-AAB	IEEE 802.11n (HT Mixed, 40MHz, MCS1, 90pc duty cycle)	X	81.62	128.75	40.59	0.46	130.0	± 9.6 %
		Y	38.25	110.83	34.83		130.0	
		Z	37.25	109.76	34.31		130.0	
10601-AAB	IEEE 802.11n (HT Mixed, 40MHz, MCS2, 90pc duty cycle)	X	8.79	77.75	22.46	0.46	130.0	± 9.6 %
		Y	9.61	80.24	23.48		130.0	
		Z	9.75	80.59	23.63		130.0	
10602-AAB	IEEE 802.11n (HT Mixed, 40MHz, MCS3, 90pc duty cycle)	X	9.66	79.56	23.26	0.46	130.0	± 9.6 %
		Y	9.86	80.52	23.57		130.0	
		Z	10.26	81.41	23.94		130.0	
10603-AAB	IEEE 802.11n (HT Mixed, 40MHz, MCS4, 90pc duty cycle)	X	7.91	74.84	21.02	0.46	130.0	± 9.6 %
		Y	9.40	79.48	23.19		130.0	
		Z	11.06	83.18	24.84		130.0	
10604-AAB	IEEE 802.11n (HT Mixed, 40MHz, MCS5, 90pc duty cycle)	X	7.34	73.48	20.36	0.46	130.0	± 9.6 %
		Y	7.32	73.96	20.51		130.0	
		Z	7.65	75.08	21.13		130.0	
10605-AAB	IEEE 802.11n (HT Mixed, 40MHz, MCS6, 90pc duty cycle)	X	10.81	82.61	24.84	0.46	130.0	± 9.6 %
		Y	9.69	80.31	23.58		130.0	
		Z	9.72	80.36	23.58		130.0	
10606-AAB	IEEE 802.11n (HT Mixed, 40MHz, MCS7, 90pc duty cycle)	X	6.81	71.93	19.41	0.46	130.0	± 9.6 %
		Y	6.97	73.08	19.94		130.0	
		Z	7.66	75.33	21.12		130.0	

Certificate No: ER3-2480_Dec18

Page 34 of 38

Unless otherwise stated the results shown in this test report refer only to the sample(s) tested and such sample(s) are retained for 90 days only.

除非另有說明，此報告結果僅對測試之樣品負責，同時此樣品僅保留90天。本報告未經本公司書面許可，不可部份複製。

This document is issued by the Company subject to its General Conditions of Service printed overleaf, available on request or accessible at www.sgs.com/terms_and_conditions.htm and for electronic format documents, subject to Terms and Conditions for Electronic Documents at www.sgs.com/terms_e-document.htm. Attention is drawn to the limitation of liability, indemnification and jurisdiction issues defined therein. Any holder of this document is advised that information contained hereon reflects the Company's findings at the time of its intervention only and within the limits of Client's instructions, if any. The Company's sole responsibility is to its Client and this document does not exonerate parties to a transaction from exercising all their rights and obligations under the transaction documents. This document cannot be reproduced except in full, without prior written approval of the Company. Any unauthorized alteration, forgery or falsification of the content or appearance of this document is unlawful and offenders may be prosecuted to the fullest extent of the law.

ER3DV6 – SN:2480

December 10, 2018

10607-AAB	IEEE 802.11ac WiFi (20MHz, MCS0, 90pc duty cycle)	X	5.44	68.53	17.87	0.46	130.0	± 9.6 %
		Y	5.24	68.40	17.45		130.0	
		Z	5.25	68.61	17.66		130.0	
10608-AAB	IEEE 802.11ac WiFi (20MHz, MCS1, 90pc duty cycle)	X	5.71	68.99	17.83	0.46	130.0	± 9.6 %
		Y	5.48	68.87	17.63		130.0	
		Z	5.48	69.06	17.84		130.0	
10609-AAB	IEEE 802.11ac WiFi (20MHz, MCS2, 90pc duty cycle)	X	5.60	68.94	17.73	0.46	130.0	± 9.6 %
		Y	5.37	68.78	17.50		130.0	
		Z	5.38	68.96	17.70		130.0	
10610-AAB	IEEE 802.11ac WiFi (20MHz, MCS3, 90pc duty cycle)	X	5.65	69.03	17.84	0.46	130.0	± 9.6 %
		Y	5.42	68.90	17.64		130.0	
		Z	5.42	69.11	17.84		130.0	
10611-AAB	IEEE 802.11ac WiFi (20MHz, MCS4, 90pc duty cycle)	X	5.63	69.11	17.84	0.46	130.0	± 9.6 %
		Y	5.37	68.88	17.58		130.0	
		Z	5.37	69.07	17.78		130.0	
10612-AAB	IEEE 802.11ac WiFi (20MHz, MCS5, 90pc duty cycle)	X	5.63	69.17	17.82	0.46	130.0	± 9.6 %
		Y	5.39	69.01	17.60		130.0	
		Z	5.39	69.23	17.81		130.0	
10613-AAB	IEEE 802.11ac WiFi (20MHz, MCS6, 90pc duty cycle)	X	5.66	69.15	17.76	0.46	130.0	± 9.6 %
		Y	5.41	68.98	17.55		130.0	
		Z	5.41	69.18	17.74		130.0	
10614-AAB	IEEE 802.11ac WiFi (20MHz, MCS7, 90pc duty cycle)	X	5.58	69.35	17.97	0.46	130.0	± 9.6 %
		Y	5.31	69.02	17.67		130.0	
		Z	5.31	69.22	17.88		130.0	
10615-AAB	IEEE 802.11ac WiFi (20MHz, MCS8, 90pc duty cycle)	X	5.63	69.92	17.65	0.46	130.0	± 9.6 %
		Y	5.38	68.74	17.40		130.0	
		Z	5.38	68.93	17.59		130.0	
10616-AAB	IEEE 802.11ac WiFi (40MHz, MCS0, 90pc duty cycle)	X	7.03	72.28	19.63	0.46	130.0	± 9.6 %
		Y	6.99	72.63	19.70		130.0	
		Z	6.97	72.64	19.76		130.0	
10617-AAB	IEEE 802.11ac WiFi (40MHz, MCS1, 90pc duty cycle)	X	7.14	72.41	19.63	0.46	130.0	± 9.6 %
		Y	7.13	72.92	19.81		130.0	
		Z	7.33	73.61	20.21		130.0	
10618-AAB	IEEE 802.11ac WiFi (40MHz, MCS2, 90pc duty cycle)	X	6.99	72.41	19.63	0.46	130.0	± 9.6 %
		Y	6.83	72.41	19.53		130.0	
		Z	6.83	72.52	19.64		130.0	
10619-AAB	IEEE 802.11ac WiFi (40MHz, MCS3, 90pc duty cycle)	X	7.24	72.96	19.91	0.46	130.0	± 9.6 %
		Y	7.10	73.01	19.81		130.0	
		Z	7.19	73.39	20.05		130.0	
10620-AAB	IEEE 802.11ac WiFi (40MHz, MCS4, 90pc duty cycle)	X	6.93	71.53	19.17	0.46	130.0	± 9.6 %
		Y	6.67	71.31	18.97		130.0	
		Z	6.67	71.42	19.10		130.0	
10621-AAB	IEEE 802.11ac WiFi (40MHz, MCS5, 90pc duty cycle)	X	6.66	70.87	18.91	0.46	130.0	± 9.6 %
		Y	6.49	70.84	18.81		130.0	
		Z	6.53	71.11	19.04		130.0	
10622-AAB	IEEE 802.11ac WiFi (40MHz, MCS6, 90pc duty cycle)	X	7.70	74.37	20.76	0.46	130.0	± 9.6 %
		Y	6.82	72.06	19.44		130.0	
		Z	6.80	72.10	19.53		130.0	

Certificate No: ER3-2480_Dec18

Page 35 of 38

Unless otherwise stated the results shown in this test report refer only to the sample(s) tested and such sample(s) are retained for 90 days only.

除非另有說明，此報告結果僅對測試之樣品負責，同時此樣品僅保留90天。本報告未經本公司書面許可，不可部份複製。

This document is issued by the Company subject to its General Conditions of Service printed overleaf, available on request or accessible at www.sgs.com/terms_and_conditions.htm and for electronic format documents, subject to Terms and Conditions for Electronic Documents at www.sgs.com/terms_e-document.htm. Attention is drawn to the limitation of liability, indemnification and jurisdiction issues defined therein. Any holder of this document is advised that information contained hereon reflects the Company's findings at the time of its intervention only and within the limits of Client's instructions, if any. The Company's sole responsibility is to its Client and this document does not exonerate parties to a transaction from exercising all their rights and obligations under the transaction documents. This document cannot be reproduced except in full, without prior written approval of the Company. Any unauthorized alteration, forgery or falsification of the content or appearance of this document is unlawful and offenders may be prosecuted to the fullest extent of the law.

ER3DV6 – SN:2480

December 10, 2018

10623-AAB	IEEE 802.11ac WiFi (40MHz, MCS7, 90pc duty cycle)	X	7.11	72.51	19.72	0.46	130.0	± 9.6 %
		Y	6.54	71.18	18.91		130.0	
		Z	6.62	71.57	19.18		130.0	
10624-AAB	IEEE 802.11ac WiFi (40MHz, MCS8, 90pc duty cycle)	X	7.26	72.52	19.81	0.46	130.0	± 9.6 %
		Y	7.34	73.25	20.06		130.0	
		Z	7.52	73.88	20.43		130.0	
10625-AAB	IEEE 802.11ac WiFi (40MHz, MCS9, 90pc duty cycle)	X	12.41	84.31	25.41	0.46	130.0	± 9.6 %
		Y	11.20	81.94	24.07		130.0	
		Z	13.65	86.24	25.84		130.0	
10626-AAB	IEEE 802.11ac WiFi (80MHz, MCS0, 90pc duty cycle)	X	6.63	70.02	18.31	0.46	130.0	± 9.6 %
		Y	6.58	70.22	18.35		130.0	
		Z	6.71	70.73	18.71		130.0	
10627-AAB	IEEE 802.11ac WiFi (80MHz, MCS1, 90pc duty cycle)	X	8.08	74.01	20.37	0.46	130.0	± 9.6 %
		Y	8.94	76.67	21.57		130.0	
		Z	9.98	79.11	22.73		130.0	
10628-AAB	IEEE 802.11ac WiFi (80MHz, MCS2, 90pc duty cycle)	X	6.98	71.03	18.74	0.46	130.0	± 9.6 %
		Y	6.82	70.91	18.60		130.0	
		Z	6.89	71.22	18.85		130.0	
10629-AAB	IEEE 802.11ac WiFi (80MHz, MCS3, 90pc duty cycle)	X	8.27	74.68	20.68	0.46	130.0	± 9.6 %
		Y	7.30	72.23	19.31		130.0	
		Z	7.42	72.65	19.59		130.0	
10630-AAB	IEEE 802.11ac WiFi (80MHz, MCS4, 90pc duty cycle)	X	62.71	118.49	36.75	0.46	130.0	± 9.6 %
		Y	64.87	118.70	36.49		130.0	
		Z	57.07	115.53	35.42		130.0	
10631-AAB	IEEE 802.11ac WiFi (80MHz, MCS5, 90pc duty cycle)	X	23.88	98.00	30.40	0.46	130.0	± 9.6 %
		Y	10.02	79.12	22.70		130.0	
		Z	8.36	75.22	20.92		130.0	
10632-AAB	IEEE 802.11ac WiFi (80MHz, MCS6, 90pc duty cycle)	X	8.19	74.54	20.75	0.46	130.0	± 9.6 %
		Y	8.77	76.48	21.62		130.0	
		Z	9.81	78.98	22.81		130.0	
10633-AAB	IEEE 802.11ac WiFi (80MHz, MCS7, 90pc duty cycle)	X	8.83	76.22	21.43	0.46	130.0	± 9.6 %
		Y	7.54	73.09	19.77		130.0	
		Z	7.54	73.19	19.89		130.0	
10634-AAB	IEEE 802.11ac WiFi (80MHz, MCS8, 90pc duty cycle)	X	7.05	71.12	18.82	0.46	130.0	± 9.6 %
		Y	7.75	73.87	20.25		130.0	
		Z	7.33	72.67	19.69		130.0	
10635-AAB	IEEE 802.11ac WiFi (80MHz, MCS9, 90pc duty cycle)	X	6.73	69.90	18.00	0.46	130.0	± 9.6 %
		Y	6.65	70.14	18.07		130.0	
		Z	6.70	70.40	18.30		130.0	
10636-AAC	IEEE 802.11ac WiFi (160MHz, MCS0, 90pc duty cycle)	X	8.01	73.33	20.03	0.46	130.0	± 9.6 %
		Y	7.87	73.14	19.83		130.0	
		Z	8.37	74.57	20.61		130.0	
10637-AAC	IEEE 802.11ac WiFi (160MHz, MCS1, 90pc duty cycle)	X	10.08	78.28	22.43	0.46	130.0	± 9.6 %
		Y	9.31	76.70	21.56		130.0	
		Z	9.33	76.72	21.59		130.0	
10638-AAC	IEEE 802.11ac WiFi (160MHz, MCS2, 90pc duty cycle)	X	9.02	75.76	21.19	0.46	130.0	± 9.6 %
		Y	9.34	76.73	21.55		130.0	
		Z	10.03	78.29	22.31		130.0	

Certificate No: ER3-2480_Dec18

Page 36 of 38

Unless otherwise stated the results shown in this test report refer only to the sample(s) tested and such sample(s) are retained for 90 days only.

除非另有說明，此報告結果僅對測試之樣品負責，同時此樣品僅保留90天。本報告未經本公司書面許可，不可部份複製。

This document is issued by the Company subject to its General Conditions of Service printed overleaf, available on request or accessible at www.sgs.com/terms_and_conditions.htm and for electronic format documents, subject to Terms and Conditions for Electronic Documents at www.sgs.com/terms_e-document.htm. Attention is drawn to the limitation of liability, indemnification and jurisdiction issues defined therein. Any holder of this document is advised that information contained hereon reflects the Company's findings at the time of its intervention only and within the limits of Client's instructions, if any. The Company's sole responsibility is to its Client and this document does not exonerate parties to a transaction from exercising all their rights and obligations under the transaction documents. This document cannot be reproduced except in full, without prior written approval of the Company. Any unauthorized alteration, forgery or falsification of the content or appearance of this document is unlawful and offenders may be prosecuted to the fullest extent of the law.

ER3DV6 – SN.2480

December 10, 2018

10639-AAC	IEEE 802.11ac WiFi (160MHz, MCS3, 90pc duty cycle)	X	8.43	74.18	20.42	0.46	130.0	± 9.6 %
		Y	8.01	73.32	19.89		130.0	
		Z	7.76	72.63	19.59		130.0	
10640-AAC	IEEE 802.11ac WiFi (160MHz, MCS4, 90pc duty cycle)	X	7.58	71.51	18.87	0.46	130.0	± 9.6 %
		Y	9.66	77.49	21.91		130.0	
		Z	9.39	76.86	21.63		130.0	
10641-AAC	IEEE 802.11ac WiFi (160MHz, MCS5, 90pc duty cycle)	X	8.23	73.42	20.02	0.46	130.0	± 9.6 %
		Y	8.26	73.79	20.13		130.0	
		Z	8.47	74.38	20.48		130.0	
10642-AAC	IEEE 802.11ac WiFi (160MHz, MCS6, 90pc duty cycle)	X	8.01	72.86	19.84	0.46	130.0	± 9.6 %
		Y	8.28	73.98	20.36		130.0	
		Z	8.84	75.51	21.18		130.0	
10643-AAC	IEEE 802.11ac WiFi (160MHz, MCS7, 90pc duty cycle)	X	8.08	73.34	20.04	0.46	130.0	± 9.6 %
		Y	7.73	72.64	19.57		130.0	
		Z	7.81	72.32	19.46		130.0	
10644-AAC	IEEE 802.11ac WiFi (160MHz, MCS8, 90pc duty cycle)	X	17.33	90.48	27.71	0.46	130.0	± 9.6 %
		Y	10.40	79.16	22.75		130.0	
		Z	9.29	76.66	21.60		130.0	
10645-AAC	IEEE 802.11ac WiFi (160MHz, MCS9, 90pc duty cycle)	X	12.67	82.92	24.55	0.46	130.0	± 9.6 %
		Y	9.33	76.00	21.13		130.0	
		Z	9.04	75.13	20.67		130.0	
10646-AAF	LTE-TDD (SC-FDMA, 1 RB, 5 MHz, QPSK, UL Subframe=2,7)	X	33.91	115.70	38.89	9.30	60.0	± 9.6 %
		Y	100.00	145.90	47.24		60.0	
		Z	39.18	119.15	39.53		60.0	
10647-AAF	LTE-TDD (SC-FDMA, 1 RB, 20 MHz, QPSK, UL Subframe=2,7)	X	37.47	118.97	40.03	9.30	60.0	± 9.6 %
		Y	100.00	146.83	47.63		60.0	
		Z	45.23	123.46	40.93		60.0	
10648-AAA	CDMA2000 (1x Advanced)	X	1.11	67.81	13.44	0.00	150.0	± 9.6 %
		Y	0.93	66.20	11.61		150.0	
		Z	0.97	67.57	12.43		150.0	
10652-AAD	LTE-TDD (OFDMA, 5 MHz, E-TM 3.1, Clipping 44%)	X	5.45	72.12	19.22	2.23	80.0	± 9.6 %
		Y	5.00	71.89	18.74		80.0	
		Z	5.39	72.40	19.03		80.0	
10653-AAD	LTE-TDD (OFDMA, 10 MHz, E-TM 3.1, Clipping 44%)	X	6.01	71.76	19.51	2.23	80.0	± 9.6 %
		Y	5.59	71.30	19.13		80.0	
		Z	5.91	71.76	19.31		80.0	
10654-AAD	LTE-TDD (OFDMA, 15 MHz, E-TM 3.1, Clipping 44%)	X	5.87	71.40	19.50	2.23	80.0	± 9.6 %
		Y	5.49	70.92	19.14		80.0	
		Z	5.81	71.37	19.33		80.0	
10655-AAE	LTE-TDD (OFDMA, 20 MHz, E-TM 3.1, Clipping 44%)	X	5.97	71.62	19.62	2.23	80.0	± 9.6 %
		Y	5.58	71.06	19.25		80.0	
		Z	5.90	71.45	19.42		80.0	
10658-AAA	Pulse Waveform (200Hz, 10%)	X	10.71	83.30	21.82	10.00	50.0	± 9.6 %
		Y	10.92	84.33	20.32		50.0	
		Z	10.85	83.39	22.27		50.0	
10659-AAA	Pulse Waveform (200Hz, 20%)	X	9.89	83.31	20.36	6.99	60.0	± 9.6 %
		Y	10.71	84.40	19.06		60.0	
		Z	10.35	84.14	21.07		60.0	

Certificate No: ER3-2480_Dec18

Page 37 of 38

Unless otherwise stated the results shown in this test report refer only to the sample(s) tested and such sample(s) are retained for 90 days only.

除非另有說明，此報告結果僅對測試之樣品負責，同時此樣品僅保留90天。本報告未經本公司書面許可，不可部份複製。

This document is issued by the Company subject to its General Conditions of Service printed overleaf, available on request or accessible at www.sgs.com/terms_and_conditions.htm and for electronic format documents, subject to Terms and Conditions for Electronic Documents at www.sgs.com/terms_e-document.htm. Attention is drawn to the limitation of liability, indemnification and jurisdiction issues defined therein. Any holder of this document is advised that information contained hereon reflects the Company's findings at the time of its intervention only and within the limits of Client's instructions, if any. The Company's sole responsibility is to its Client and this document does not exonerate parties to a transaction from exercising all their rights and obligations under the transaction documents. This document cannot be reproduced except in full, without prior written approval of the Company. Any unauthorized alteration, forgery or falsification of the content or appearance of this document is unlawful and offenders may be prosecuted to the fullest extent of the law.

ER3DV6 – SN:2480

December 10, 2018

10660-AAA	Pulse Waveform (200Hz, 40%)	X	10.29	86.12	19.74	3.98	80.0	± 9.6 %
		Y	11.52	86.36	18.25		80.0	
		Z	12.89	89.51	21.25		80.0	
10661-AAA	Pulse Waveform (200Hz, 60%)	X	100.00	86.91	12.34	2.22	100.0	± 9.6 %
		Y	100.00	83.70	10.45		100.0	
		Z	100.00	85.81	11.37		100.0	
10662-AAA	Pulse Waveform (200Hz, 80%)	X	100.00	108.21	21.35	0.97	120.0	± 9.6 %
		Y	100.00	99.15	17.04		120.0	
		Z	100.00	105.70	20.36		120.0	
10670-AAA	Bluetooth Low Energy	X	9.38	87.55	19.37	2.19	100.0	± 9.6 %
		Y	9.35	86.05	17.53		100.0	
		Z	18.29	96.85	22.51		100.0	

* Uncertainty is determined using the max. deviation from linear response applying rectangular distribution and is expressed for the square of the field value.

Unless otherwise stated the results shown in this test report refer only to the sample(s) tested and such sample(s) are retained for 90 days only.

除非另有說明，此報告結果僅對測試之樣品負責，同時此樣品僅保留90天。本報告未經本公司書面許可，不可部份複製。

This document is issued by the Company subject to its General Conditions of Service printed overleaf, available on request or accessible at www.sgs.com/terms_and_conditions.htm and for electronic format documents, subject to Terms and Conditions for Electronic Documents at www.sgs.com/terms_e-document.htm. Attention is drawn to the limitation of liability, indemnification and jurisdiction issues defined therein. Any holder of this document is advised that information contained hereon reflects the Company's findings at the time of its intervention only and within the limits of Client's instructions, if any. The Company's sole responsibility is to its Client and this document does not exonerate parties to a transaction from exercising all their rights and obligations under the transaction documents. This document cannot be reproduced except in full, without prior written approval of the Company. Any unauthorized alteration, forgery or falsification of the content or appearance of this document is unlawful and offenders may be prosecuted to the fullest extent of the law.

19. Uncertainty Budget

HAC Uncertainty Budget According to ANSI C63.19 [1], [2]							
Error Description	Uncert. value	Prob. Dist.	Div.	(c _i) E	(c _i) H	Std. Unc. E	Std. Unc. H
Measurement System							
Probe Calibration	±5.1 %	N	1	1	1	±5.1 %	±5.1 %
Axial Isotropy	±4.7 %	R	$\sqrt{3}$	1	1	±2.7 %	±2.7 %
Sensor Displacement	±16.5 %	R	$\sqrt{3}$	1	0.145	±9.5 %	±1.4 %
Boundary Effects	±2.4 %	R	$\sqrt{3}$	1	1	±1.4 %	±1.4 %
Phantom Boundary Effect	±7.2 %	R	$\sqrt{3}$	1	0	±4.1 %	±0.0 %
Linearity	±4.7 %	R	$\sqrt{3}$	1	1	±2.7 %	±2.7 %
Scaling with PMR calibration	±10.0 %	R	$\sqrt{3}$	1	1	±5.8 %	±5.8 %
System Detection Limit	±1.0 %	R	$\sqrt{3}$	1	1	±0.6 %	±0.6 %
Readout Electronics	±0.3 %	N	1	1	1	±0.3 %	±0.3 %
Response Time	±0.8 %	R	$\sqrt{3}$	1	1	±0.5 %	±0.5 %
Integration Time	±2.6 %	R	$\sqrt{3}$	1	1	±1.5 %	±1.5 %
RF Ambient Conditions	±3.0 %	R	$\sqrt{3}$	1	1	±1.7 %	±1.7 %
RF Reflections	±12.0 %	R	$\sqrt{3}$	1	1	±6.9 %	±6.9 %
Probe Positioner	±1.2 %	R	$\sqrt{3}$	1	0.67	±0.7 %	±0.5 %
Probe Positioning	±4.7 %	R	$\sqrt{3}$	1	0.67	±2.7 %	±1.8 %
Extrap. and Interpolation	±1.0 %	R	$\sqrt{3}$	1	1	±0.6 %	±0.6 %
Test Sample Related							
Device Positioning Vertical	±4.7 %	R	$\sqrt{3}$	1	0.67	±2.7 %	±1.8 %
Device Positioning Lateral	±1.0 %	R	$\sqrt{3}$	1	1	±0.6 %	±0.6 %
Device Holder and Phantom	±2.4 %	R	$\sqrt{3}$	1	1	±1.4 %	±1.4 %
Power Drift	±5.0 %	R	$\sqrt{3}$	1	1	±2.9 %	±2.9 %
Phantom and Setup Related							
Phantom Thickness	±2.4 %	R	$\sqrt{3}$	1	0.67	±1.4 %	±0.9 %
Combined Std. Uncertainty						±16.3 %	±12.3 %
Expanded Std. Uncertainty on Power						±32.6 %	±24.6 %
Expanded Std. Uncertainty on Field						±16.3 %	±12.3 %

Unless otherwise stated the results shown in this test report refer only to the sample(s) tested and such sample(s) are retained for 90 days only.

除非另有說明，此報告結果僅對測試之樣品負責，同時此樣品僅保留90天。本報告未經本公司書面許可，不可部份複製。

This document is issued by the Company subject to its General Conditions of Service printed overleaf, available on request or accessible at www.sgs.com/terms_and_conditions.htm and for electronic format documents, subject to Terms and Conditions for Electronic Documents at www.sgs.com/terms_e-document.htm. Attention is drawn to the limitation of liability, indemnification and jurisdiction issues defined therein. Any holder of this document is advised that information contained hereon reflects the Company's findings at the time of its intervention only and within the limits of Client's instructions, if any. The Company's sole responsibility is to its Client and this document does not exonerate parties to a transaction from exercising all their rights and obligations under the transaction documents. This document cannot be reproduced except in full, without prior written approval of the Company. Any unauthorized alteration, forgery or falsification of the content or appearance of this document is unlawful and offenders may be prosecuted to the fullest extent of the law.

20. System Validation from Original Equipment Supplier

Calibration Laboratory of Schmid & Partner Engineering AG
Zeughausstrasse 43, 8004 Zurich, Switzerland

S Schweizerischer Kalibrierdienst
S Service suisse d'étalonnage
S Servizio svizzero di taratura
S Swiss Calibration Service

Accredited by the Swiss Accreditation Service (SAS)
The Swiss Accreditation Service is one of the signatories to the EA Multilateral Agreement for the recognition of calibration certificates

Accreditation No.: SCS 0108

Client: **Auden** Certificate No: **CD835V3-1149_Dec18**

CALIBRATION CERTIFICATE

Object: **CD835V3 - SN: 1149**

Calibration procedure(s): **QA CAL-20.v6**
Calibration procedure for dipoles in air

Calibration date: **December 10, 2018**

The calibration certificate documents the traceability to national standards, which realize the physical units of measurements (SI). The measurements and the uncertainties with confidence probability are given on the following pages and are part of the certificate.

All calibrations have been conducted in the metrology laboratory facility; environment temperature ($22 \pm 3^\circ\text{C}$) and humidity ($< 70\%$).

Calibration Equipment used (M&E critical for calibration)

Primary Standards	ID #	Cal Date (Certificate No.)	Scheduled Calibration
Power meter NRP	SN: 104778	04-Apr-18 (No. 217-02672/02673)	Apr-19
Power sensor NRP-Z91	SN: 103244	04-Apr-18 (No. 217-02672)	Apr-19
Power sensor NRP-Z91	SN: 103245	04-Apr-18 (No. 217-02673)	Apr-19
Reference 20 dB Attenuator	SN: 3068 (20k)	04-Apr-18 (No. 217-02662)	Apr-19
Type-N mismatch combination	SN: 5047.2 / 06327	04-Apr-18 (No. 217-02683)	Apr-19
Probe EF3DV3	SN: 4013	05-Mar-18 (No. EF3-4013_Mar18)	Mar-19
DAE4	SN: 781	17-Jan-18 (No. DAE4-781_Jan18)	Jan-19

Secondary Standards	ID #	Check Date (in house)	Scheduled Check
Power meter Agilent 4419B	SN: G842420131	09-Oct-09 (in house check Oct-17)	In house check: Oct-20
Power sensor HP E4412A	SN: US38488102	05-Jan-10 (in house check Oct-17)	In house check: Oct-20
Power sensor HP 8482A	SN: US37296597	09-Oct-09 (in house check Oct-17)	In house check: Oct-20
RF generator B&E EMT 06	SN: 832283/011	27-Aug-13 (in house check Oct-17)	In house check: Oct-20
Network Analyzer HP 8753E	SN: US37390585	18-Oct-01 (in house check Oct-17)	In house check: Oct-18

Calibrated by: **Leif Klyshner** Function: **Laboratory Technician** Signature: 

Approved by: **Kajsa Pokovic** Function: **Technical Manager** Signature: 

Issued: December 11, 2018

This calibration certificate shall not be reproduced except in full without written approval of the laboratory.

Certificate No: CD835V3-1149_Dec18

Page 1 of 5

Unless otherwise stated the results shown in this test report refer only to the sample(s) tested and such sample(s) are retained for 90 days only.

除非另有說明，此報告結果僅對測試之樣品負責，同時此樣品僅保留90天。本報告未經本公司書面許可，不可部份複製。

This document is issued by the Company subject to its General Conditions of Service printed overleaf, available on request or accessible at www.sgs.com/terms_and_conditions.htm and for electronic format documents, subject to Terms and Conditions for Electronic Documents at www.sgs.com/terms_e-document.htm. Attention is drawn to the limitation of liability, indemnification and jurisdiction issues defined therein. Any holder of this document is advised that information contained hereon reflects the Company's findings at the time of its intervention only and within the limits of Client's instructions, if any. The Company's sole responsibility is to its Client and this document does not exonerate parties to a transaction from exercising all their rights and obligations under the transaction documents. This document cannot be reproduced except in full, without prior written approval of the Company. Any unauthorized alteration, forgery or falsification of the content or appearance of this document is unlawful and offenders may be prosecuted to the fullest extent of the law.

Calibration Laboratory of Schmid & Partner Engineering AG

Zeughausstrasse 43, 8094 Zurich, Switzerland



Schweizerischer Kalibrierdienst
Service suisse d'étalonnage
Servizio svizzero di taratura
Swiss Calibration Service

Accredited by the Swiss Accreditation Service (SAS)

The Swiss Accreditation Service is one of the signatories to the EA
Multilateral Agreement for the recognition of calibration certificates

Accreditation No.: SCS 0108

References

- [1] ANSI C63.19-2011
American National Standard. Methods of Measurement of Compatibility between Wireless Communications
Devices and Hearing Aids.

Methods Applied and Interpretation of Parameters:

- **Coordinate System:** y-axis is in the direction of the dipole arms. z-axis is from the basis of the antenna (mounted on the table) towards its feed point between the two dipole arms. x-axis is normal to the other axes. In coincidence with the standards [1], the measurement plane (probe sensor center) are selected to be at a distance of 15 mm above the top metal edge of the dipole arms.
- **Measurement Conditions:** Further details are available from the hardcopies at the end of the certificate. All figures stated in the certificate are valid at the frequency indicated. The forward power to the dipole connector is set with a calibrated power meter connected and monitored with an auxiliary power meter connected to a directional coupler. While the dipole under test is connected, the forward power is adjusted to the same level.
- **Antenna Positioning:** The dipole is mounted on a HAC Test Arch phantom using the matching dipole positioner with the arms horizontal and the feeding cable coming from the floor. The measurements are performed in a shielded room with absorbers around the setup to reduce the reflections. It is verified before the mounting of the dipole under the Test Arch phantom, that its arms are perfectly in a line. It is installed on the HAC dipole positioner with its arms parallel below the dielectric reference wire and able to move elastically in vertical direction without changing its relative position to the top center of the Test Arch phantom. The vertical distance to the probe is adjusted after dipole mounting with a DASY5 Surface Check job. Before the measurement, the distance between phantom surface and probe tip is verified. The proper measurement distance is selected by choosing the matching section of the HAC Test Arch phantom with the proper device reference point (upper surface of the dipole) and the matching grid reference point (tip of the probe) considering the probe sensor offset. The vertical distance to the probe is essential for the accuracy.
- **Feed Point Impedance and Return Loss:** These parameters are measured using a HP 8753E Vector Network Analyzer. The impedance is specified at the SMA connector of the dipole. The influence of reflections was eliminating by applying the averaging function while moving the dipole in the air, at least 70cm away from any obstacles.
- **E-field distribution:** E field is measured in the x-y-plane with an isotropic ER3D-field probe with 100 mW forward power to the antenna feed point. In accordance with [1], the scan area is 20mm wide, its length exceeds the dipole arm length (180 or 90mm). The sensor center is 15 mm (in z) above the metal top of the dipole arms. Two 3D maxima are available near the end of the dipole arms. Assuming the dipole arms are perfectly in one line, the average of these two maxima (in subgrid 2 and subgrid 8) is determined to compensate for any non-parallelity to the measurement plane as well as the sensor displacement. The E-field value stated as calibration value represents the maximum of the interpolated 3D-E-field, in the plane above the dipole surface.

The reported uncertainty of measurement is stated as the standard uncertainty of measurement multiplied by the coverage factor $k=2$, which for a normal distribution corresponds to a coverage probability of approximately 95%.

Unless otherwise stated the results shown in this test report refer only to the sample(s) tested and such sample(s) are retained for 90 days only.

除非另有說明，此報告結果僅對測試之樣品負責，同時此樣品僅保留90天。本報告未經本公司書面許可，不可部份複製。

This document is issued by the Company subject to its General Conditions of Service printed overleaf, available on request or accessible at www.sgs.com/terms_and_conditions.htm and for electronic format documents, subject to Terms and Conditions for Electronic Documents at www.sgs.com/terms_e-document.htm. Attention is drawn to the limitation of liability, indemnification and jurisdiction issues defined therein. Any holder of this document is advised that information contained hereon reflects the Company's findings at the time of its intervention only and within the limits of Client's instructions, if any. The Company's sole responsibility is to its Client and this document does not exonerate parties to a transaction from exercising all their rights and obligations under the transaction documents. This document cannot be reproduced except in full, without prior written approval of the Company. Any unauthorized alteration, forgery or falsification of the content or appearance of this document is unlawful and offenders may be prosecuted to the fullest extent of the law.

Measurement Conditions

DASY system configuration, as far as not given on page 1.

DASY Version	DASY5	V52.10.2
Phantom	HAC Test Arch	
Distance Dipole Top - Probe Center	15 mm	
Scan resolution	dx, dy = 5 mm	
Frequency	835 MHz \pm 1 MHz	
Input power drift	\leq 0.05 dB	

Maximum Field values at 835 MHz

E-field 15 mm above dipole surface	condition	Interpolated maximum
Maximum measured above high end	100 mW input power	110.4 V/m = 40.86 dBV/m
Maximum measured above low end	100 mW input power	110.2 V/m = 40.85 dBV/m
Averaged maximum above arm	100 mW input power	110.3 V/m \pm 12.8 % (k=2)

Appendix (Additional assessments outside the scope of SCS 0108)**Antenna Parameters**

Frequency	Return Loss	Impedance
800 MHz	17.9 dB	42.5 Ω - 9.2 j Ω
835 MHz	25.1 dB	53.6 Ω + 4.4 j Ω
880 MHz	16.5 dB	61.5 Ω - 12.3 j Ω
900 MHz	15.9 dB	51.8 Ω - 16.3 j Ω
945 MHz	22.4 dB	43.5 Ω + 2.8 j Ω

3.2 Antenna Design and Handling

The calibration dipole has a symmetric geometry with a built-in two stub matching network, which leads to the enhanced bandwidth.

The dipole is built of standard semirigid coaxial cable. The internal matching line is open ended. The antenna is therefore open for DC signals.

Do not apply force to dipole arms, as they are liable to bend. The soldered connections near the feedpoint may be damaged. After excessive mechanical stress or overheating, check the impedance characteristics to ensure that the internal matching network is not affected.

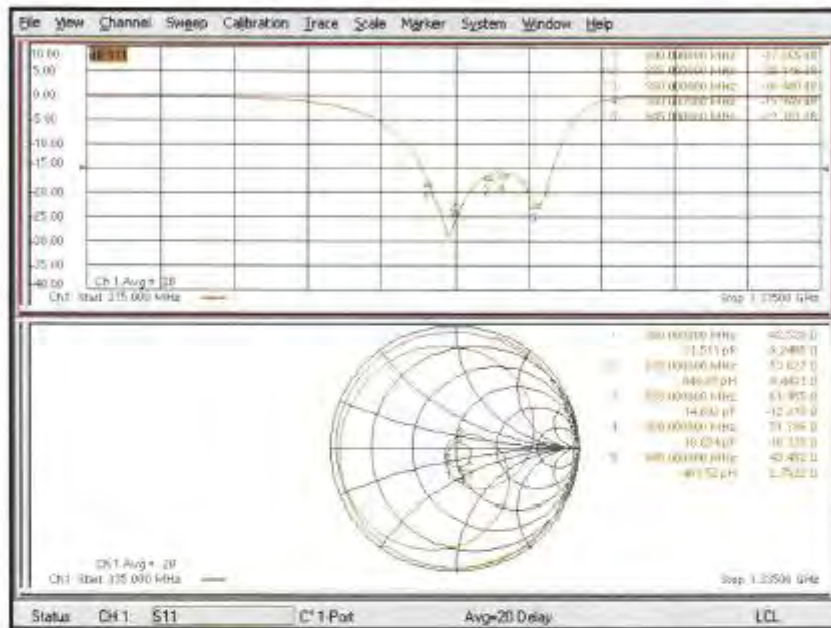
After long term use with 40W radiated power, only a slight warming of the dipole near the feedpoint can be measured.

Unless otherwise stated the results shown in this test report refer only to the sample(s) tested and such sample(s) are retained for 90 days only.

除非另有說明，此報告結果僅對測試之樣品負責，同時此樣品僅保留90天。本報告未經本公司書面許可，不可部份複製。

This document is issued by the Company subject to its General Conditions of Service printed overleaf, available on request or accessible at www.sgs.com/terms_and_conditions.htm and for electronic format documents, subject to Terms and Conditions for Electronic Documents at www.sgs.com/terms_e-document.htm. Attention is drawn to the limitation of liability, indemnification and jurisdiction issues defined therein. Any holder of this document is advised that information contained hereon reflects the Company's findings at the time of its intervention only and within the limits of Client's instructions, if any. The Company's sole responsibility is to its Client and this document does not exonerate parties to a transaction from exercising all their rights and obligations under the transaction documents. This document cannot be reproduced except in full, without prior written approval of the Company. Any unauthorized alteration, forgery or falsification of the content or appearance of this document is unlawful and offenders may be prosecuted to the fullest extent of the law.

Impedance Measurement Plot



Unless otherwise stated the results shown in this test report refer only to the sample(s) tested and such sample(s) are retained for 90 days only.

除非另有說明，此報告結果僅對測試之樣品負責，同時此樣品僅保留90天。本報告未經本公司書面許可，不可部份複製。

This document is issued by the Company subject to its General Conditions of Service printed overleaf, available on request or accessible at www.sgs.com/terms_and_conditions.htm and for electronic format documents, subject to Terms and Conditions for Electronic Documents at www.sgs.com/terms_e-document.htm. Attention is drawn to the limitation of liability, indemnification and jurisdiction issues defined therein. Any holder of this document is advised that information contained hereon reflects the Company's findings at the time of its intervention only and within the limits of Client's instructions, if any. The Company's sole responsibility is to its Client and this document does not exonerate parties to a transaction from exercising all their rights and obligations under the transaction documents. This document cannot be reproduced except in full, without prior written approval of the Company. Any unauthorized alteration, forgery or falsification of the content or appearance of this document is unlawful and offenders may be prosecuted to the fullest extent of the law.

DASY5 E-field Result

Date: 10/12/2018

Test Laboratory: SPEAG Lab2

DUT: HAC-Dipole 835 MHz; Type: CD835V3; Serial: CD835V3 - SN: 1149

Communication System: UFD 0 - CW - Frequency: 835 MHz
Medium parameters used: $\sigma = 0 \text{ S/m}$, $\epsilon_r = 1$; $\rho = 0 \text{ kg/m}^3$
Phantom section: RF Section
Measurement Standard: DASY5 (IEE/IEC/ANSI C63.19-2011)

DASY52 Configuration:


- Probe: EF3DV3 - SN4013; ConvF(1, 1, 1) @ 835 MHz; Calibrated: 05.03.2018
- Sensor Surface: (Fix Surface)
- Electronics: DAE4 Sn781; Calibrated: 17.01.2018
- Phantom: HAC Test Arch with AMCC; Type: SD HAC P01 BA; Serial: 1070
- DASY52 52.10.2(1495); SEMCAD X 14.6.12(7450)

Dipole E-Field measurement @ 835MHz/E-Scan - 835MHz d=15mm/Hearing Aid Compatibility Test (41x361x1):

Interpolated grid: dx=0.5000 mm, dy=0.5000 mm
Device Reference Point: (0, 0, -6.3 mm)
Reference Value = 132.1 V/m; Power Drift = 0.01 dB
Applied MIF = 0.00 dB
RF audio interference level = 40.86 dBV/m
Emission category: M3

MIF scaled E-field

Grid 1 M3	Grid 2 M3	Grid 3 M3
40.25 dBV/m	40.85 dBV/m	40.84 dBV/m
Grid 4 M4	Grid 5 M4	Grid 6 M4
35.6 dBV/m	36.03 dBV/m	36.01 dBV/m
Grid 7 M3	Grid 8 M3	Grid 9 M3
40.45 dBV/m	40.86 dBV/m	40.83 dBV/m



Certificate No. CD835V3-1149_Dec18

Page 5 of 5

Unless otherwise stated the results shown in this test report refer only to the sample(s) tested and such sample(s) are retained for 90 days only.

除非另有說明，此報告結果僅對測試之樣品負責，同時此樣品僅保留90天。本報告未經本公司書面許可，不可部份複製。

This document is issued by the Company subject to its General Conditions of Service printed overleaf, available on request or accessible at www.sgs.com/terms_and_conditions.htm and for electronic format documents, subject to Terms and Conditions for Electronic Documents at www.sgs.com/terms_e-document.htm. Attention is drawn to the limitation of liability, indemnification and jurisdiction issues defined therein. Any holder of this document is advised that information contained hereon reflects the Company's findings at the time of its intervention only and within the limits of Client's instructions, if any. The Company's sole responsibility is to its Client and this document does not exonerate parties to a transaction from exercising all their rights and obligations under the transaction documents. This document cannot be reproduced except in full, without prior written approval of the Company. Any unauthorized alteration, forgery or falsification of the content or appearance of this document is unlawful and offenders may be prosecuted to the fullest extent of the law.

**Calibration Laboratory of
Schmid & Partner
Engineering AG**
Zeughausstrasse 43, 8004 Zurich, Switzerland



S Schweizerischer Kalibrierdienst
C Service suisse d'étalonnage
S Servizio svizzero di taratura
Swiss Calibration Service

Accredited by the Swiss Accreditation Service (SAS)
The Swiss Accreditation Service is one of the signatories to the EA
Multilateral Agreement for the recognition of calibration certificates

Accreditation No.: **SCS 0108**

Client **Auden**

Certificate No: **CD1880V3-1023_Jun18**

CALIBRATION CERTIFICATE

Object **CD1880V3 - SN: 1023**

Calibration procedure(s) **QA CAL-20.v6
Calibration procedure for dipoles in air**

Calibration date **June 21, 2018**



This calibration certificate documents the traceability to national standards, which realize the physical units of measurements (SI).
The measurements and the uncertainties with confidence probability are given on the following pages and are part of the certificate.

All calibrations have been conducted in the closed laboratory facility, environment temperature (22 ± 3) °C and humidity < 70%.

Calibration Equipment used (M&E critical for calibration)

Primary Standards	ID #	Cal. Date (Certificate No.)	Scheduled Calibration
Power meter NRP	SN: 104778	04-Apr-18 (No. 217-026720/2673)	Apr-19
Power sensor NRP-Z91	SN: 103244	04-Apr-18 (No. 217-02672)	Apr-19
Power sensor NRP-Z91	SN: 103245	04-Apr-18 (No. 217-02673)	Apr-19
Reference 20 dB Attenuator	SN: 5058 (20K)	04-Apr-18 (No. 217-02682)	Apr-19
Type-N coaxial connection	SN: 5047.2 / 06327	04-Apr-18 (No. 217-02683)	Apr-19
Probe EF30V3	SN: 4013	05-Mar-18 (No. EF3-4013_Mar18)	Mar-19
QAE4	SN: 781	17-Jan-18 (No. QAE4-781_Jan18)	Jan-19

Secondary Standards	ID #	Check Date (in house)	Scheduled Check
Power meter Agilent 44198	SN: GB42420191	09-Oct-09 (in house check Oct-17)	In house check: Oct-20
Power sensor HP E4412A	SN: US38495109	05-Jan-10 (in house check Oct-17)	In house check: Oct-20
Power sensor HP 8482A	SN: US3729597	09-Oct-09 (in house check Oct-17)	In house check: Oct-20
RF generator R&S SMT-00	SN: 832283/011	27-Aug-12 (in house check Oct-17)	In house check: Oct-20
Network Analyzer HP 8753E	SN: US3739085	18-Oct-01 (in house check Oct-17)	In house check: Oct-18

	Name	Function	Signature
Calibrated by:	Leif Klymer	Laboratory Technician	
Approved by:	Kelja Pastovic	Technical Manager	
			Issued: June 22, 2018

This calibration certificate shall not be reproduced except in full without written approval of the laboratory.

Certificate No: **CD1880V3-1023_Jun18**

Page 1 of 5

Unless otherwise stated the results shown in this test report refer only to the sample(s) tested and such sample(s) are retained for 90 days only.

除非另有說明，此報告結果僅對測試之樣品負責，同時此樣品僅保留90天。本報告未經本公司書面許可，不可部份複製。

This document is issued by the Company subject to its General Conditions of Service printed overleaf, available on request or accessible at www.sgs.com/terms_and_conditions.htm and for electronic format documents, subject to Terms and Conditions for Electronic Documents at www.sgs.com/terms_e-document.htm. Attention is drawn to the limitation of liability, indemnification and jurisdiction issues defined therein. Any holder of this document is advised that information contained hereon reflects the Company's findings at the time of its intervention only and within the limits of Client's instructions, if any. The Company's sole responsibility is to its Client and this document does not exonerate parties to a transaction from exercising all their rights and obligations under the transaction documents. This document cannot be reproduced except in full, without prior written approval of the Company. Any unauthorized alteration, forgery or falsification of the content or appearance of this document is unlawful and offenders may be prosecuted to the fullest extent of the law.

Calibration Laboratory of**Schmid & Partner****Engineering AG**

Zeughausstrasse 43, 8004 Zurich, Switzerland



S Schweizerischer Kalibrierdienst
S Service suisse d'étalonnage
S Servizio svizzero di taratura
S Swiss Calibration Service

Accredited by the Swiss Accreditation Service (SAS)

The Swiss Accreditation Service is one of the signatories to the EA Multilateral Agreement for the recognition of calibration certificates

Accreditation No.: SCS 0108

References

- [1] ANSI-C63.19-2011
American National Standard, Methods of Measurement of Compatibility between Wireless Communications Devices and Hearing Aids.

Methods Applied and Interpretation of Parameters:

- **Coordinate System:** y-axis is in the direction of the dipole arms. z-axis is from the basis of the antenna (mounted on the table) towards its feed point between the two dipole arms. x-axis is normal to the other axes. In accordance with the standards [1], the measurement planes (probe sensor center) are selected to be at a distance of 15 mm above the top metal edge of the dipole arms.
- **Measurement Conditions:** Further details are available from the hardcopies at the end of the certificate. All figures stated in the certificate are valid at the frequency indicated. The forward power to the dipole connector is set with a calibrated power meter connected and monitored with an auxiliary power meter connected to a directional coupler. While the dipole under test is connected, the forward power is adjusted to the same level.
- **Antenna Positioning:** The dipole is mounted on a HAC Test Arch phantom using the matching dipole positioner with the arms horizontal and the feeding cable coming from the floor. The measurements are performed in a shielded room with absorbers around the setup to reduce the reflections. It is verified before the mounting of the dipole under the Test Arch phantom, that its arms are perfectly in a line. It is installed on the HAC dipole positioner with its arms parallel below the dielectric reference wire and able to move elastically in vertical direction without changing its relative position to the top center of the Test Arch phantom. The vertical distance to the probe is adjusted after dipole mounting with a DASY5 Surface Check job. Before the measurement, the distance between phantom surface and probe tip is verified. The proper measurement distance is selected by choosing the matching section of the HAC Test Arch phantom with the proper device reference point (upper surface of the dipole) and the matching grid reference point (tip of the probe) considering the probe sensor offset. The vertical distance to the probe is essential for the accuracy.
- **Feed Point Impedance and Return Loss:** These parameters are measured using a HP 8753E Vector Network Analyzer. The impedance is specified at the SMA connector of the dipole. The influence of reflections was eliminated by applying the averaging function while moving the dipole in the air, at least 70cm away from any obstacles.
- **E-field distribution:** E field is measured in the x-y plane with an isotropic ER3D-field probe with 100 mW forward power to the antenna feed point. In accordance with [1], the scan area is 20mm wide, its length exceeds the dipole arm length (180 or 30mm). The sensor center is 15 mm (in z) above the metal top of the dipole arms. Two 3D maxima are available near the end of the dipole arms. Assuming the dipole arms are perfectly in one line, the average of these two maxima (in subgrid 2 and subgrid 8) is determined to compensate for any non-parallelity to the measurement plane as well as the sensor displacement. The E field value stated as calibration value represents the maximum of the interpolated 3D-E-field, in the plane above the dipole surface.

The reported uncertainty of measurement is stated as the standard uncertainty of measurement multiplied by the coverage factor $k=2$, which for a normal distribution corresponds to a coverage probability of approximately 95%.

Unless otherwise stated the results shown in this test report refer only to the sample(s) tested and such sample(s) are retained for 90 days only.

除非另有說明，此報告結果僅對測試之樣品負責，同時此樣品僅保留90天。本報告未經本公司書面許可，不可部份複製。

This document is issued by the Company subject to its General Conditions of Service printed overleaf, available on request or accessible at www.sgs.com/terms_and_conditions.htm and for electronic format documents, subject to Terms and Conditions for Electronic Documents at www.sgs.com/terms_e-document.htm. Attention is drawn to the limitation of liability, indemnification and jurisdiction issues defined therein. Any holder of this document is advised that information contained hereon reflects the Company's findings at the time of its intervention only and within the limits of Client's instructions, if any. The Company's sole responsibility is to its Client and this document does not exonerate parties to a transaction from exercising all their rights and obligations under the transaction documents. This document cannot be reproduced except in full, without prior written approval of the Company. Any unauthorized alteration, forgery or falsification of the content or appearance of this document is unlawful and offenders may be prosecuted to the fullest extent of the law.

Measurement Conditions

DASY system configuration, as far as not given on page 1.

DASY Version	DASY5	V52.10.1
Phantom	HAC Test Arch	
Distance Dipole Top - Probe Center	15 mm	
Scan resolution	dx, dy = 5 mm	
Frequency	1880 MHz \pm 1 MHz	
Input power drift	< 0.05 dB	

Maximum Field values at 1880 MHz

E-field 15 mm above dipole surface	condition	Interpolated maximum
Maximum measured above high end	100 mW input power	89.9 V/m = 39.08 dBV/m
Maximum measured above low end	100 mW input power	87.2 V/m = 38.81 dBV/m
Averaged maximum above arm	100 mW input power	88.6 V/m \pm 12.8 % (k=2)

Appendix (Additional assessments outside the scope of SCS 0108)**Antenna Parameters**

Frequency	Return Loss	Impedance
1730 MHz	22.4 dB	55.8 Ω + 5.6 j Ω
1880 MHz	21.3 dB	58.9 Ω + 3.2 j Ω
1900 MHz	21.7 dB	58.9 Ω + 0.5 j Ω
1950 MHz	28.8 dB	51.5 Ω - 3.4 j Ω
2000 MHz	19.8 dB	44.0 Ω + 7.5 j Ω

3.2 Antenna Design and Handling

The calibration dipole has a symmetric geometry with a built-in two stub matching network, which leads to the enhanced bandwidth.

The dipole is built of standard semirigid coaxial cable. The internal matching line is open ended. The antenna is therefore open for DC signals.

Do not apply force to dipole arms, as they are liable to bend. The soldered connections near the feedpoint may be damaged. After excessive mechanical stress or overheating, check the impedance characteristics to ensure that the internal matching network is not affected.

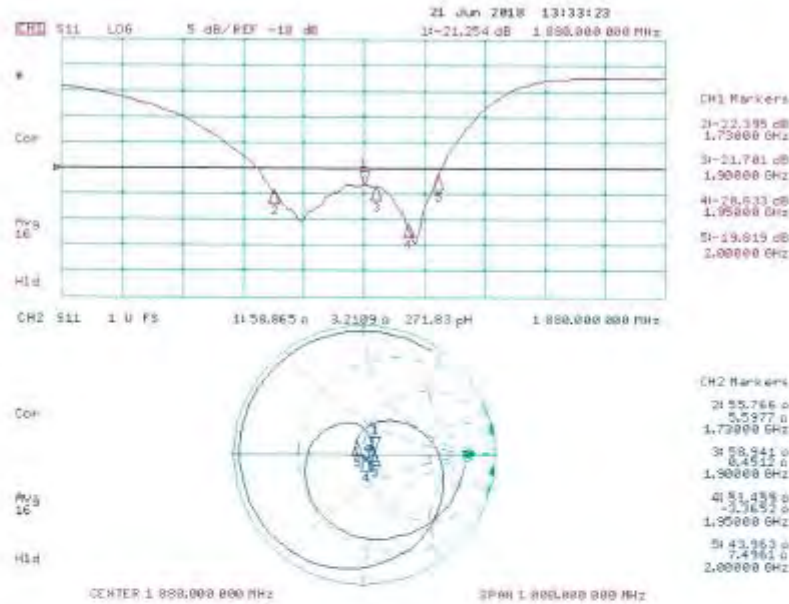
After long term use with 40W radiated power, only a slight warming of the dipole near the feedpoint can be measured.

Unless otherwise stated the results shown in this test report refer only to the sample(s) tested and such sample(s) are retained for 90 days only.

除非另有說明，此報告結果僅對測試之樣品負責，同時此樣品僅保留90天。本報告未經本公司書面許可，不可部份複製。

This document is issued by the Company subject to its General Conditions of Service printed overleaf, available on request or accessible at www.sgs.com/terms_and_conditions.htm and for electronic format documents, subject to Terms and Conditions for Electronic Documents at www.sgs.com/terms_e-document.htm. Attention is drawn to the limitation of liability, indemnification and jurisdiction issues defined therein. Any holder of this document is advised that information contained hereon reflects the Company's findings at the time of its intervention only and within the limits of Client's instructions, if any. The Company's sole responsibility is to its Client and this document does not exonerate parties to a transaction from exercising all their rights and obligations under the transaction documents. This document cannot be reproduced except in full, without prior written approval of the Company. Any unauthorized alteration, forgery or falsification of the content or appearance of this document is unlawful and offenders may be prosecuted to the fullest extent of the law.

Impedance Measurement Plot



Unless otherwise stated the results shown in this test report refer only to the sample(s) tested and such sample(s) are retained for 90 days only.

除非另有說明，此報告結果僅對測試之樣品負責，同時此樣品僅保留90天。本報告未經本公司書面許可，不可部份複製。

This document is issued by the Company subject to its General Conditions of Service printed overleaf, available on request or accessible at www.sgs.com/terms_and_conditions.htm and for electronic format documents, subject to Terms and Conditions for Electronic Documents at www.sgs.com/terms_e-document.htm. Attention is drawn to the limitation of liability, indemnification and jurisdiction issues defined therein. Any holder of this document is advised that information contained hereon reflects the Company's findings at the time of its intervention only and within the limits of Client's instructions, if any. The Company's sole responsibility is to its Client and this document does not exonerate parties to a transaction from exercising all their rights and obligations under the transaction documents. This document cannot be reproduced except in full, without prior written approval of the Company. Any unauthorized alteration, forgery or falsification of the content or appearance of this document is unlawful and offenders may be prosecuted to the fullest extent of the law.

DASY5 E-field Result

Date: 21.06.2018

DUT: HAC Dipole 1880 MHz; Type: CD1880V3; Serial: CD1880V3 - SN: 1023

Communication System: UHF (F, CW); Frequency: 1880 MHz;
Medium parameters used: $\sigma = 0 \text{ S/m}$, $\epsilon_r = 1$; $\rho = 0 \text{ kg/m}^3$
Phantom section: RF Section
Measurement Standard: DASY5 (IEEE/IEC/ANSI C63.19-2011)


DASY Configuration:

- Probe: EF3DV3 - SN4013; ConvF(1, 1, 1) @ 1880 MHz;
- Sensor Surface: (Fix Surface)
- Electronics: DAE4 5n781; Calibrated: 17.01.2018
- Phantom: HAC Test Arch with AMCC; Type: SD HAC P03 BA; Serial: 1070
- DASY52 52.10.1(1476); SEMCAD X 14.6.11(7439)

Dipole E-Field measurement @ 1880MHz/E-Scan - 1880MHz d=15mm/Hearing Aid Compatibility Test (41x181x11)
Interpolated grid: dx=0.5000 mm; dy=0.5000 mm
Device Reference Point: (0,0), +6.3 mm
Reference Value = 153.7 V/m; Power Drift = -0.01 dB
Applied MUF = 0.00 dB
RF audio (interference level) = 39.08 dBV/m
Emission category: M2

MUF scaled E-field

Grid 1 M2	Grid 2 M2	Grid 3 M2
38.64 dBV/m	39.08 dBV/m	39.03 dBV/m
Grid 4 M2	Grid 5 M2	Grid 6 M2
35.93 dBV/m	36.07 dBV/m	36.02 dBV/m
Grid 7 M2	Grid 8 M2	Grid 9 M2
38.57 dBV/m	38.81 dBV/m	38.7 dBV/m



Certificate No: CD1880V3-1023_Jun18

Page 5 of 5

End of report

Unless otherwise stated the results shown in this test report refer only to the sample(s) tested and such sample(s) are retained for 90 days only.

除非另有說明，此報告結果僅對測試之樣品負責，同時此樣品僅保留90天。本報告未經本公司書面許可，不可部份複製。

This document is issued by the Company subject to its General Conditions of Service printed overleaf, available on request or accessible at www.sgs.com/terms_and_conditions.htm and for electronic format documents, subject to Terms and Conditions for Electronic Documents at www.sgs.com/terms_e-document.htm. Attention is drawn to the limitation of liability, indemnification and jurisdiction issues defined therein. Any holder of this document is advised that information contained hereon reflects the Company's findings at the time of its intervention only and within the limits of Client's instructions, if any. The Company's sole responsibility is to its Client and this document does not exonerate parties to a transaction from exercising all their rights and obligations under the transaction documents. This document cannot be reproduced except in full, without prior written approval of the Company. Any unauthorized alteration, forgery or falsification of the content or appearance of this document is unlawful and offenders may be prosecuted to the fullest extent of the law.

SGS Compliance Certification Services Inc. No.11, Wugong 6th Rd., Wugu Dist., New Taipei City 24891, Taiwan / 新北市五股區五工六路11號
程智科技股份有限公司 t: (886-2) 2299-9720 f: (886-2) 2298-1882 www.sgs.tw www.ccsrf.com