



Appendix B

**CDMA BC0/BC1/BC10
EVDO BC0/BC1/BC10**



CONTENT

	Page
1 EFFECTIVE (ISOTROPIC) RADIATED POWER OUTPUT DATA.....	4
2 PEAK-TO-AVERAGE RATIO	5
2.1 FOR CDMA.....	6
2.1.1 Test Band = CDMA BC0.....	6
2.1.2 Test Band = CDMA BC1.....	9
2.1.3 Test Band = CDMA BC10.....	12
2.1 FOR EVDO	15
2.1.1 Test Band = EVDO BC0.....	15
2.1.2 Test Band = EVDO BC1.....	18
2.1.3 Test Band = EVDO BC10.....	21
3 MODULATION CHARACTERISTICS	24
3.1 FOR CDMA.....	24
3.1.1 Test Band = CDMA BC0.....	24
3.1.2 Test Band = CDMA BC1.....	25
3.1.3 Test Band = CDMA BC10.....	26
3.2 FOR EVDO	27
3.2.1 Test Band = EVDO BC0.....	27
3.2.2 Test Band = EVDO BC1.....	28
3.2.3 Test Band = EVDO BC10.....	29
4 BANDWIDTH	30
4.1 FOR CDMA.....	31
4.1.1 Test Band = CDMA BC0.....	31
4.1.2 Test Band = CDMA BC1.....	34
4.1.3 Test Band = CDMA BC10.....	37
4.2 FOR EVDO	40
4.2.1 Test Band = EVDO BC0.....	40
4.2.2 Test Band = EVDO BC1.....	43
4.2.3 Test Band = EVDO BC10.....	46
5 BAND EDGES COMPLIANCE	49
5.1 FOR CDMA.....	49
5.1.1 Test Band = CDMA BC0.....	49
5.1.2 Test Band = CDMA BC1.....	51



5.1.3	Test Band = CDMA BC10.....	53
5.2	FOR EVDO	55
5.2.1	Test Band = EVDO BC0.....	55
5.2.2	Test Band = EVDO BC1.....	57
5.2.3	Test Band = EVDO BC10.....	59
6	SPURIOUS EMISSION AT ANTENNA TERMINAL.....	61
6.1	FOR CDMA.....	61
6.1.1	Test Band = CDMA BC0.....	61
6.1.2	Test Band = CDMA BC1.....	67
6.1.3	Test Band = CDMA BC10.....	76
6.2	FOR EVDO	82
6.2.1	Test Band = EVDO BC0.....	82
6.2.2	Test Band = EVDO BC1.....	88
6.2.3	Test Band = EVDO BC10.....	97
7	FIELD STRENGTH OF SPURIOUS RADIATION	103
7.1	FOR CDMA.....	103
7.1.1	Test Band = CDMA band BC0.....	103
7.1.2	Test Band = CDMA BC1.....	104
7.1.3	Test Band = CDMA band BC10.....	106
7.2	FOR EVDO	108
7.2.1	Test Band = EVDO band BC0.....	108
7.2.2	Test Band = EVDO BC1.....	109
7.2.3	Test Band = EVDO band BC10.....	111
8	FREQUENCY STABILITY	113
8.1	FREQUENCY ERROR VS. VOLTAGE	113
8.2	FREQUENCY ERROR VS. TEMPERATURE	115



1 Effective (Isotropic) Radiated Power Output Data

Part I - Test Results of CDMA

Test Band	Test Mode	Test Channel	Measured [dBm]	EIRP[dBm]	Limit[dBm]	Verdict
CDMA BC1	CDMA /TM1	LCH	21.28	22.48	33	PASS
		MCH	21.15	22.35	33	PASS
		HCH	21.33	22.53	33	PASS

Test Band	Test Mode	Test Channel	Measured [dBm]	ERP[dBm]	Limit[dBm]	Verdict
CDMA BC0	CDMA /TM1	LCH	24.29	22.94	38.45	PASS
		MCH	24.12	22.77	38.45	PASS
		HCH	24.09	22.74	38.45	PASS
CDMA BC10	CDMA /TM1	LCH	24.26	22.91	50.00	PASS
		MCH	24.26	22.91	50.00	PASS
		HCH	24.04	22.69	50.00	PASS

Part II - Test Results of EVDO

Test Band	Test Mode	Test Channel	Measured [dBm]	EIRP[dBm]	Limit[dBm]	Verdict
CDMA BC1	CDMA /TM1	LCH	21.26	22.46	33	PASS
		MCH	21.15	22.35	33	PASS
		HCH	21.21	22.41	33	PASS

Test Band	Test Mode	Test Channel	Measured [dBm]	ERP[dBm]	Limit[dBm]	Verdict
EVDO BC0	CDMA /TM1	LCH	24.14	22.79	38.45	PASS
		MCH	23.98	22.63	38.45	PASS
		HCH	24.02	22.67	38.45	PASS
EVDO BC10	CDMA /TM1	LCH	24.14	22.79	50.00	PASS
		MCH	24.06	22.71	50.00	PASS
		HCH	24.10	22.75	50.00	PASS

Note:

a: For getting the ERP (Efficient Radiated Power) in substitution method, the following formula should be taken to calculate it,

$$ERP [dBm] = SGP [dBm] - Cable Loss [dB] + Gain [dBd]$$

$$EIRP [dBm] = SGP [dBm] - Cable Loss [dB] + Gain [dBi]$$

b: SGP=Signal Generator Level



2 Peak-to-Average Ratio

Part I - Test Results of CDMA

Test Band	Test Mode	Test Channel	Measured[dB]	Limit [dB]	Verdict
BC0	CDMA /TM1	LCH	4.35	13	PASS
		MCH	4.03	13	PASS
		HCH	4.14	13	PASS
BC1	CDMA /TM1	LCH	3.45	13	PASS
		MCH	3.86	13	PASS
		HCH	3.16	13	PASS
BC10	CDMA/TM1	LCH	5.10	13	PASS
		MCH	4.99	13	PASS
		HCH	4.43	13	PASS

Part II - Test Results of EVDO

Test Band	Test Mode	Test Channel	Measured[dB]	Limit [dB]	Verdict
BC0	EVDO /TM1	LCH	4.14	13	PASS
		MCH	3.77	13	PASS
		HCH	4.00	13	PASS
BC1	EVDO /TM1	LCH	4.20	13	PASS
		MCH	4.12	13	PASS
		HCH	3.59	13	PASS
BC10	EVDO /TM1	LCH	3.54	13	PASS
		MCH	3.42	13	PASS
		HCH	4.17	13	PASS



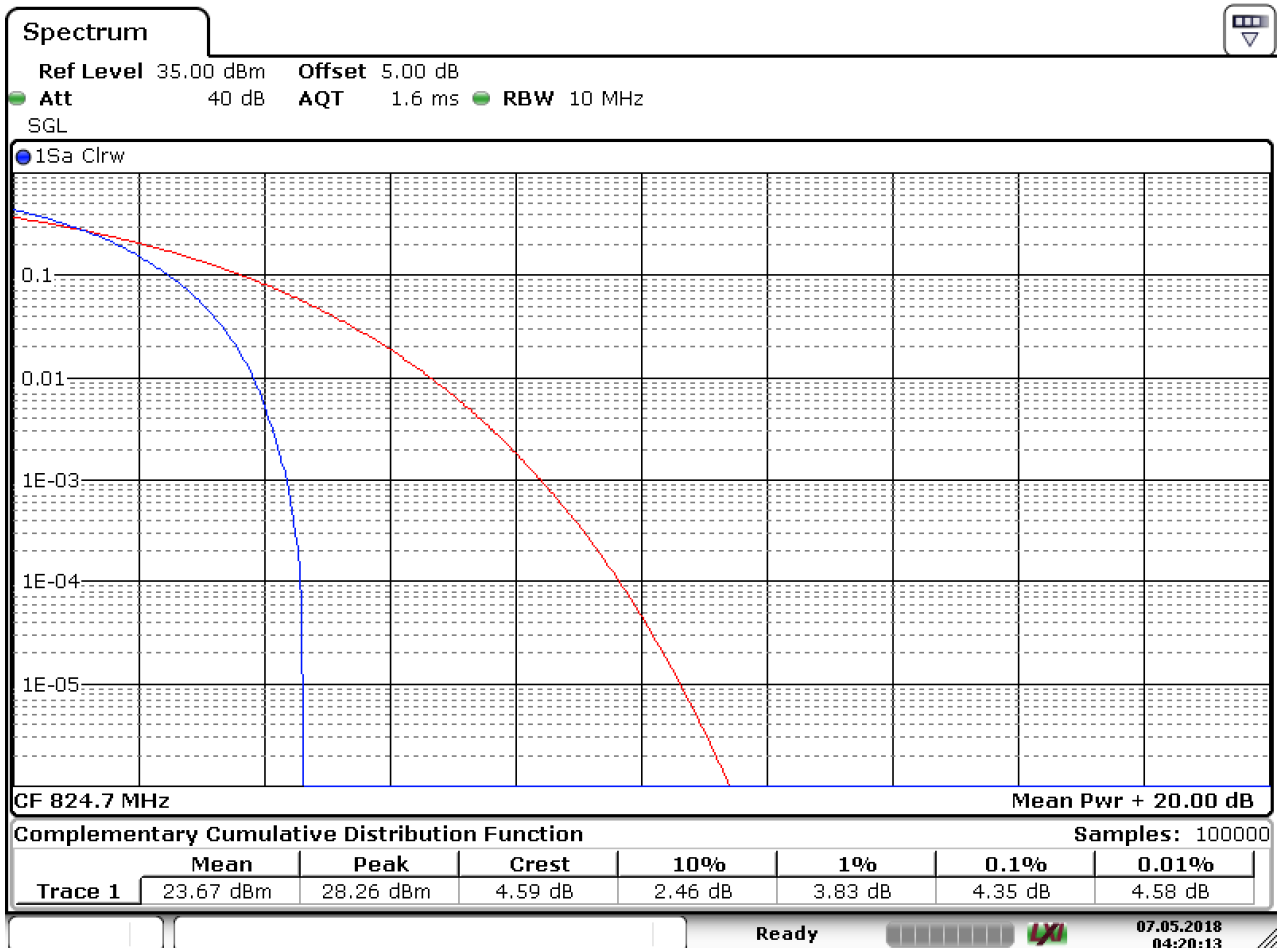
Part II - Test Plots

2.1 For CDMA

2.1.1 Test Band = CDMA BC0

2.1.1.1 Test Mode = CDMA /TM1

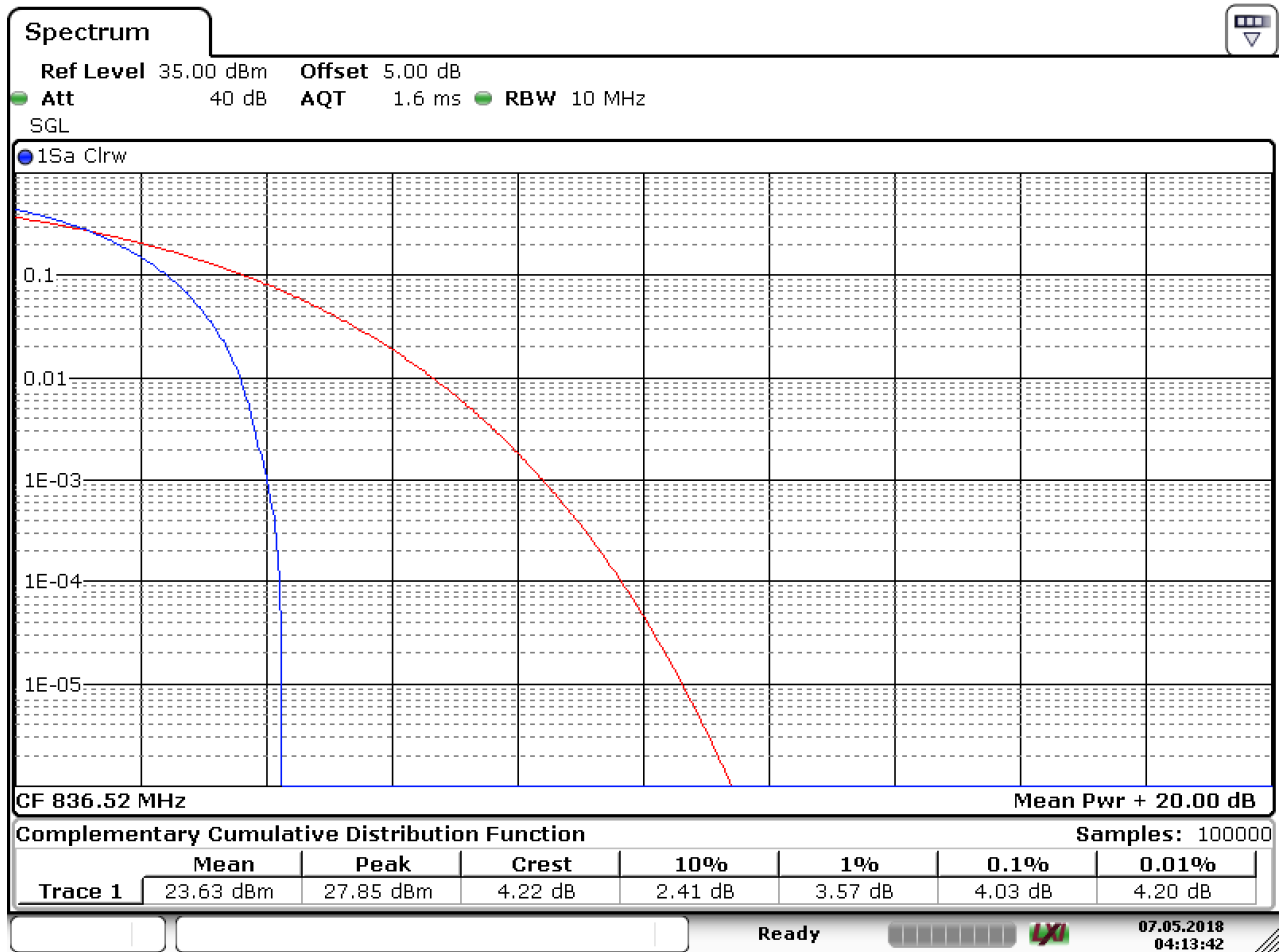
2.1.1.1.1 Test Channel = LCH



Date: 7.MAY.2018 04:20:13



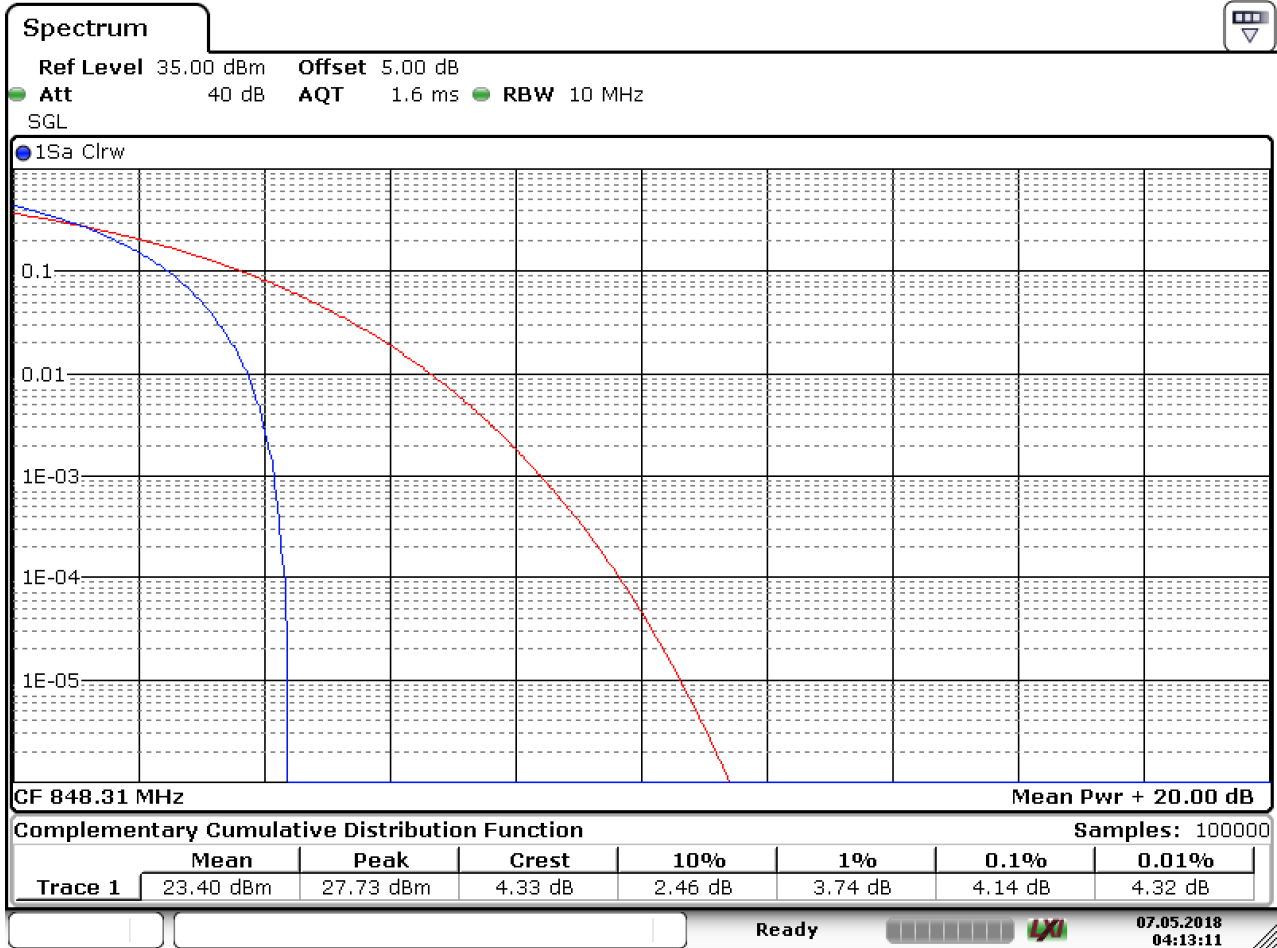
2.1.1.1.2 Test Channel = MCH



Date: 7.MAY.2018 04:13:42



2.1.1.1.3 Test Channel = HCH



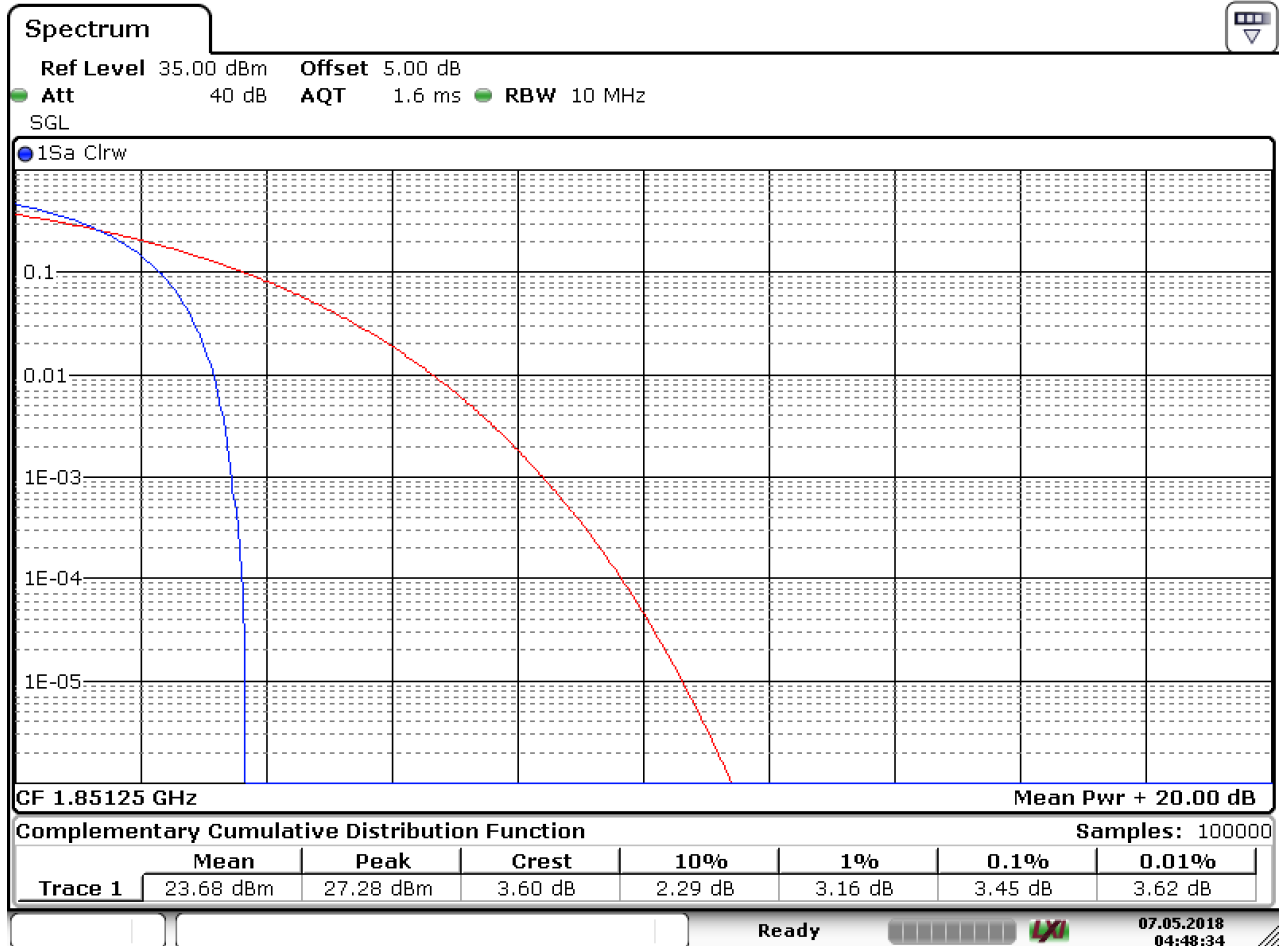
Date: 7.MAY.2018 04:13:11



2.1.2 Test Band = CDMA BC1

2.1.2.1 Test Mode = CDMA /TM1

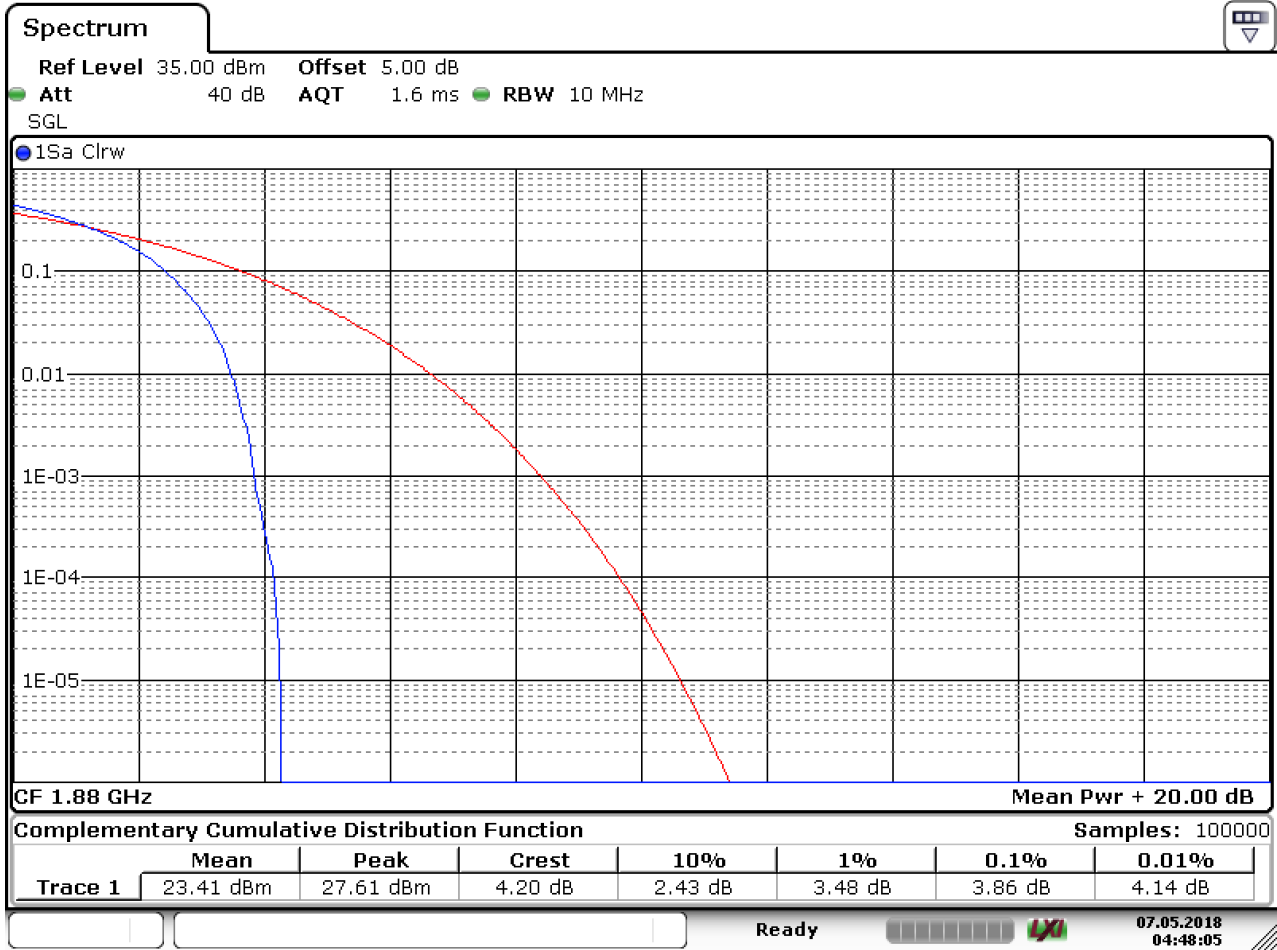
2.1.2.1.1 Test Channel = LCH



Date: 7.MAY.2018 04:48:34



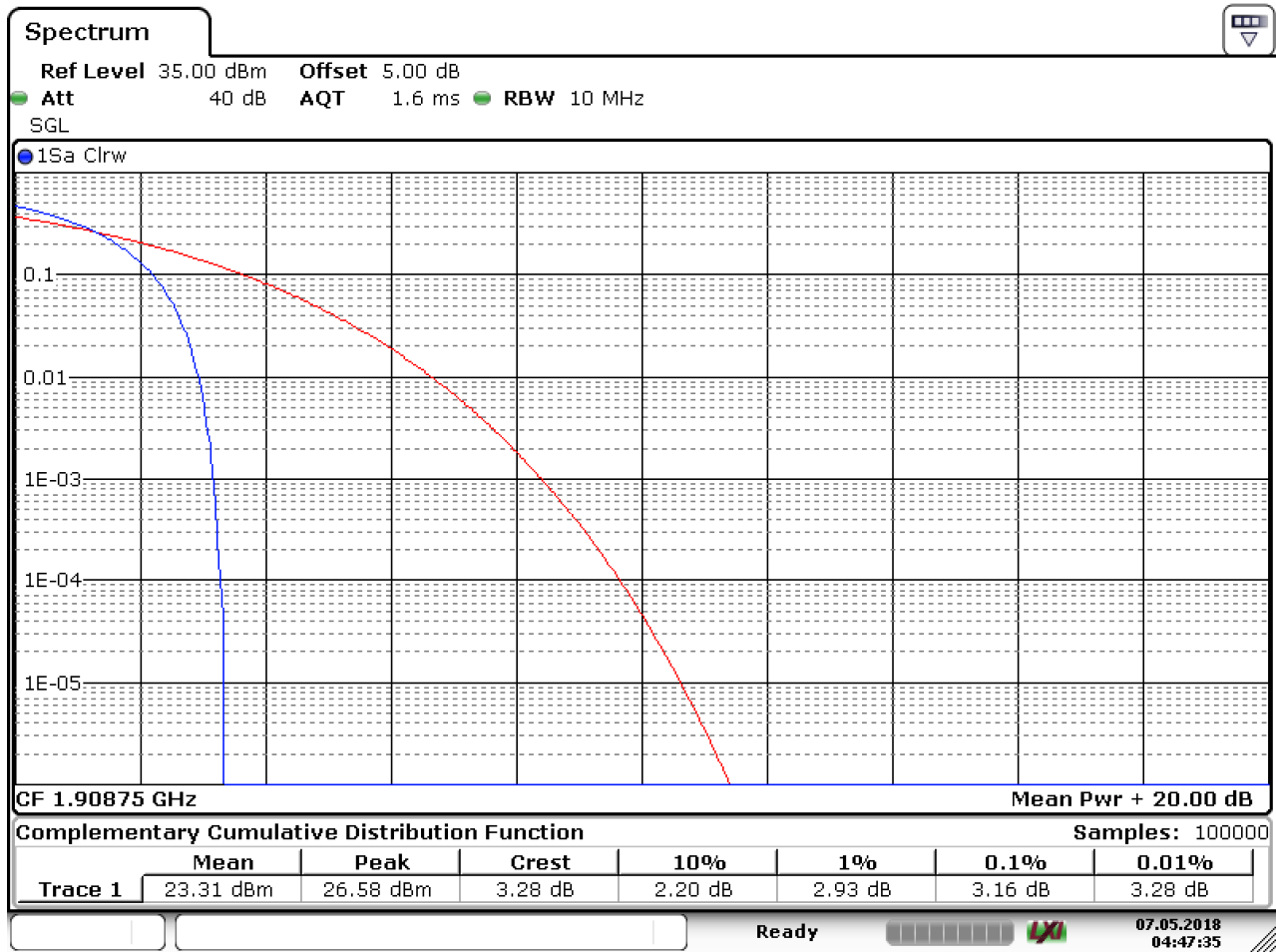
2.1.2.1.2 Test Channel = MCH



Date: 7.MAY.2018 04:48:05



2.1.2.1.3 Test Channel = HCH



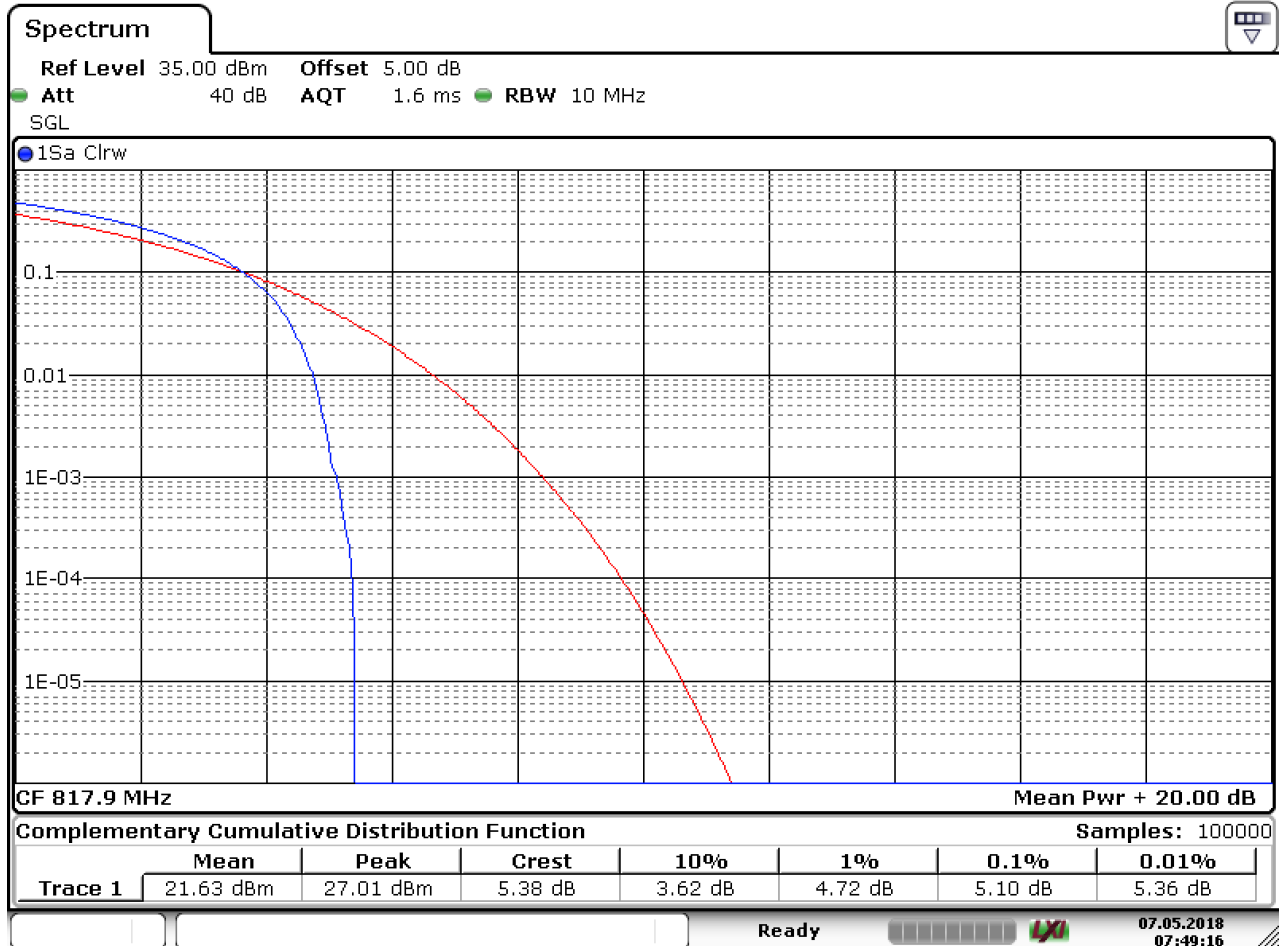
Date: 7.MAY.2018 04:47:35



2.1.3 Test Band = CDMA BC10

2.1.3.1 Test Mode = CDMA /TM1

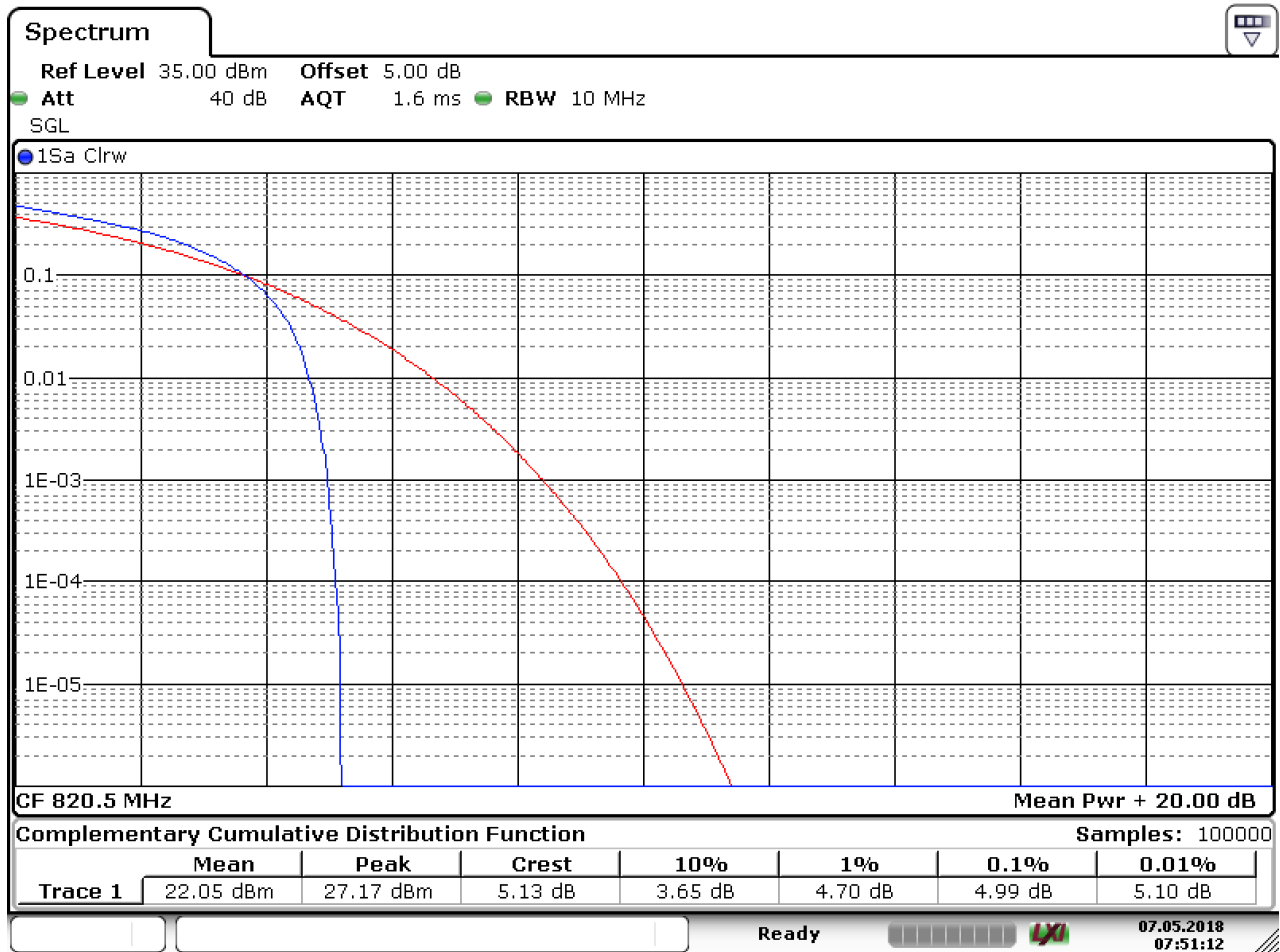
2.1.3.1.1 Test Channel = LCH



Date: 7.MAY.2018 07:49:16



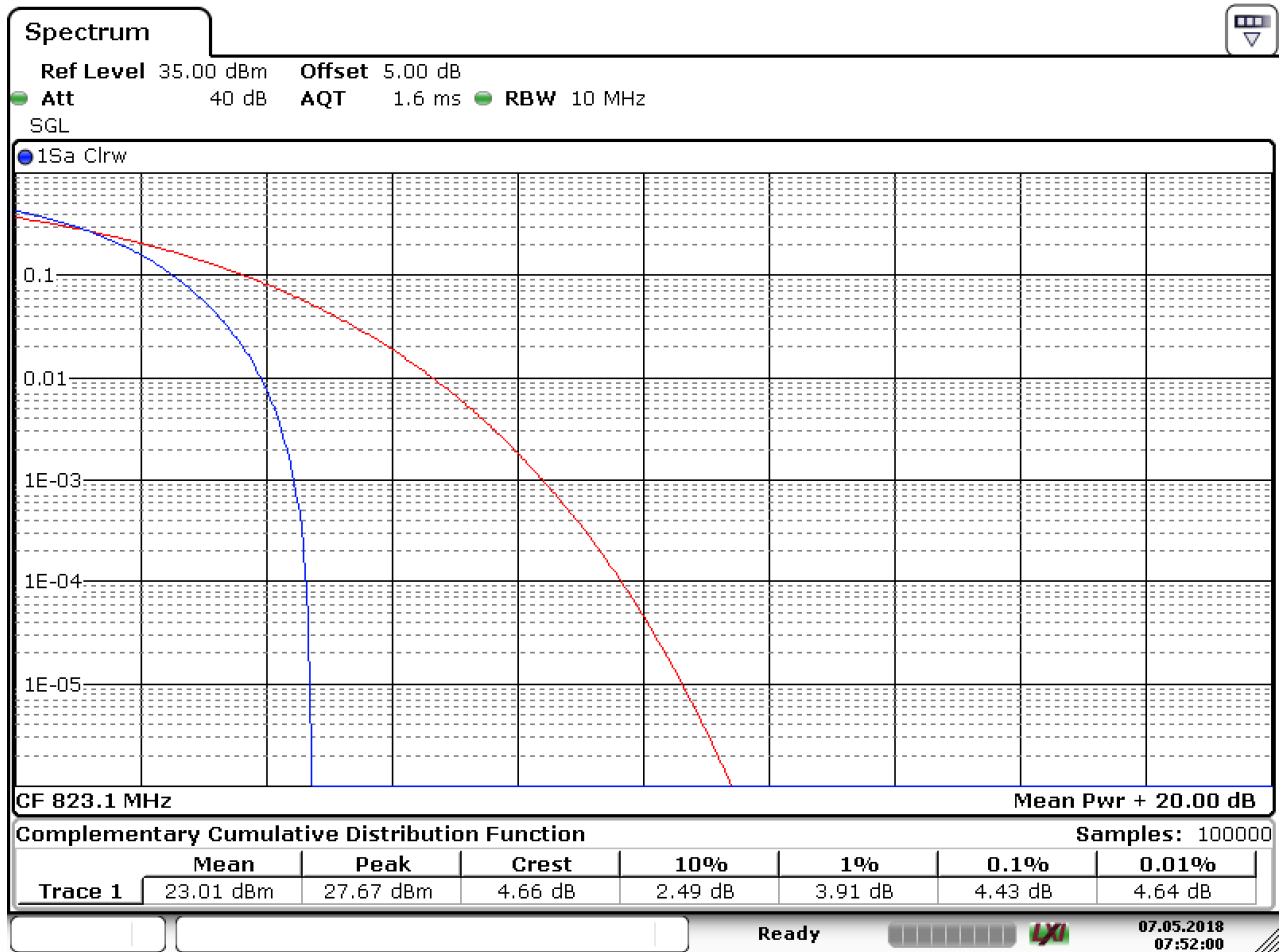
2.1.3.1.2 Test Channel = MCH



Date: 7.MAY.2018 07:51:12



2.1.3.1.3 Test Channel = HCH



Date: 7.MAY.2018 07:52:00

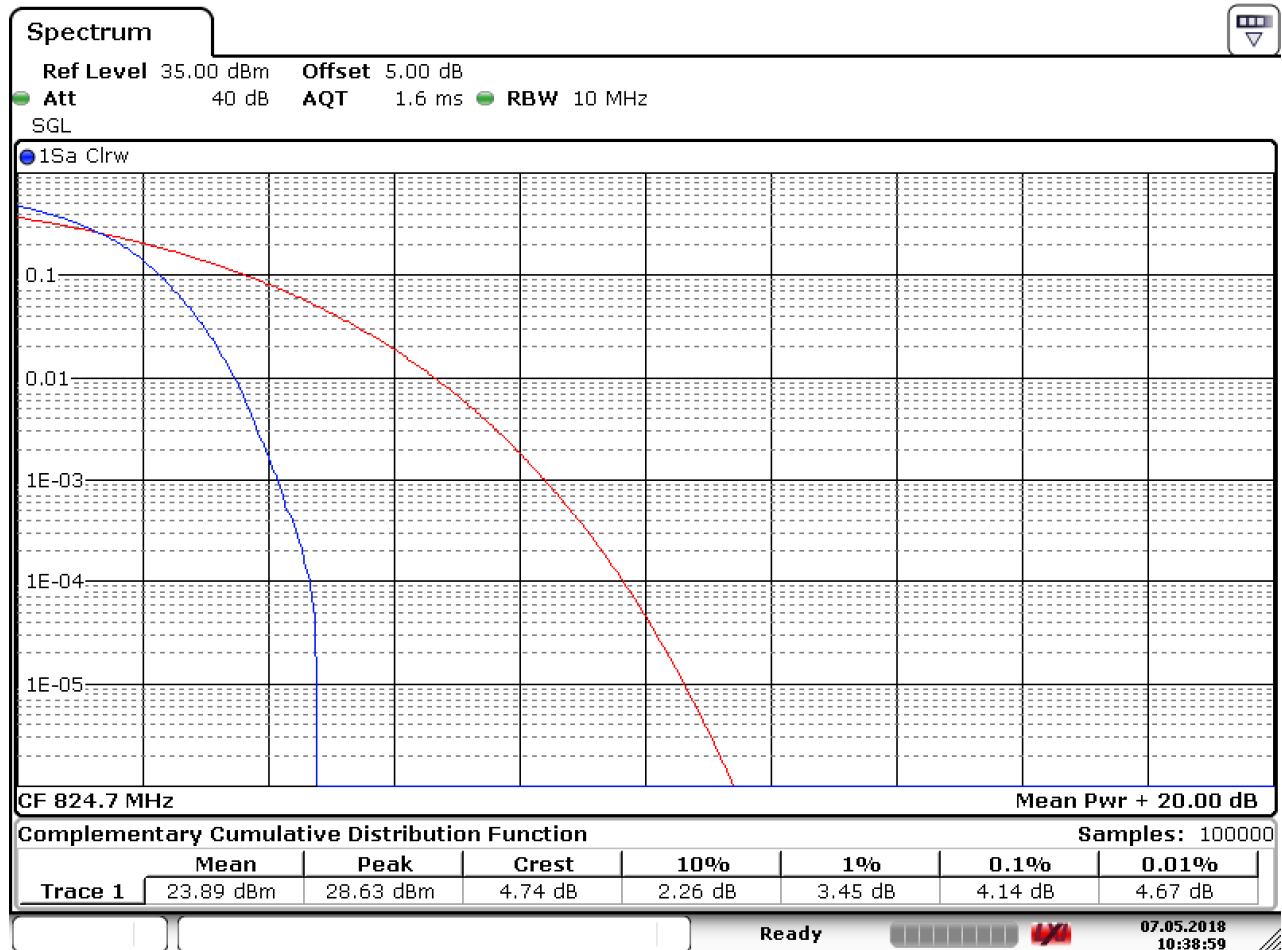


2.1 For EVDO

2.1.1 Test Band = EVDO BC0

2.1.1.1 Test Mode = EVDO /TM1

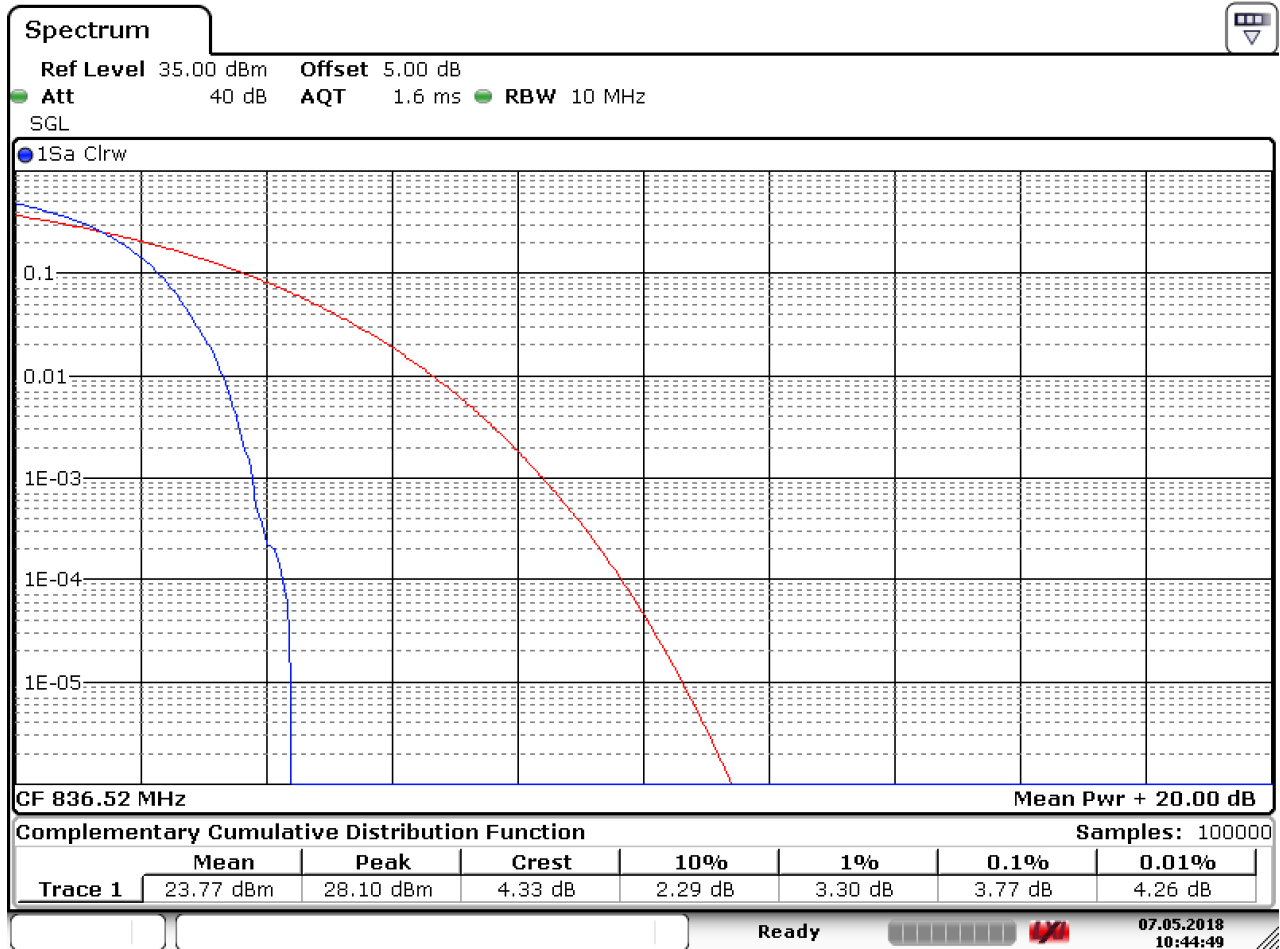
2.1.1.1.1 Test Channel = LCH



Date: 7.MAY.2018 10:39:00



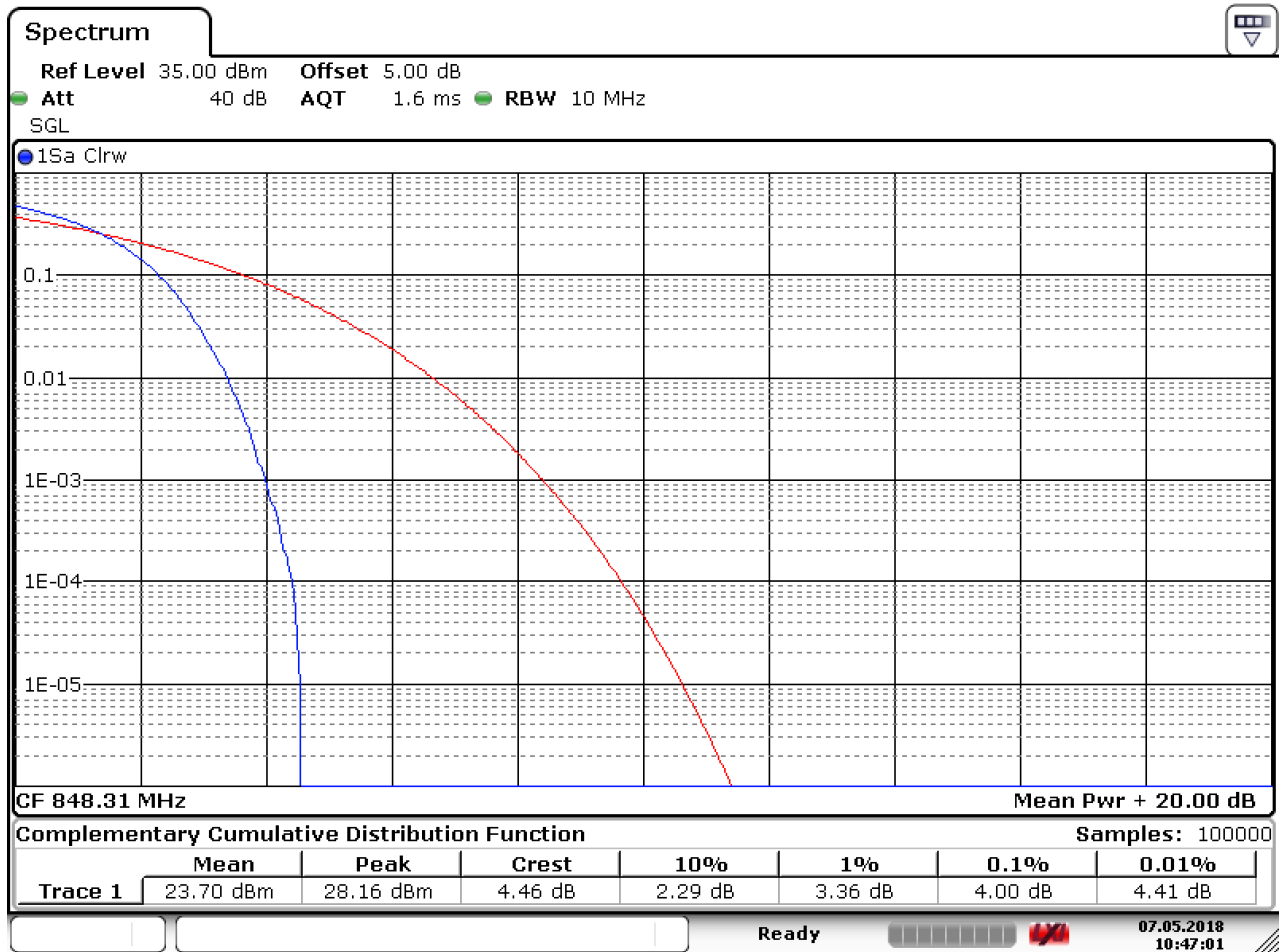
2.1.1.1.2 Test Channel = MCH



Date: 7.MAY.2018 10:44:49



2.1.1.1.3 Test Channel = HCH



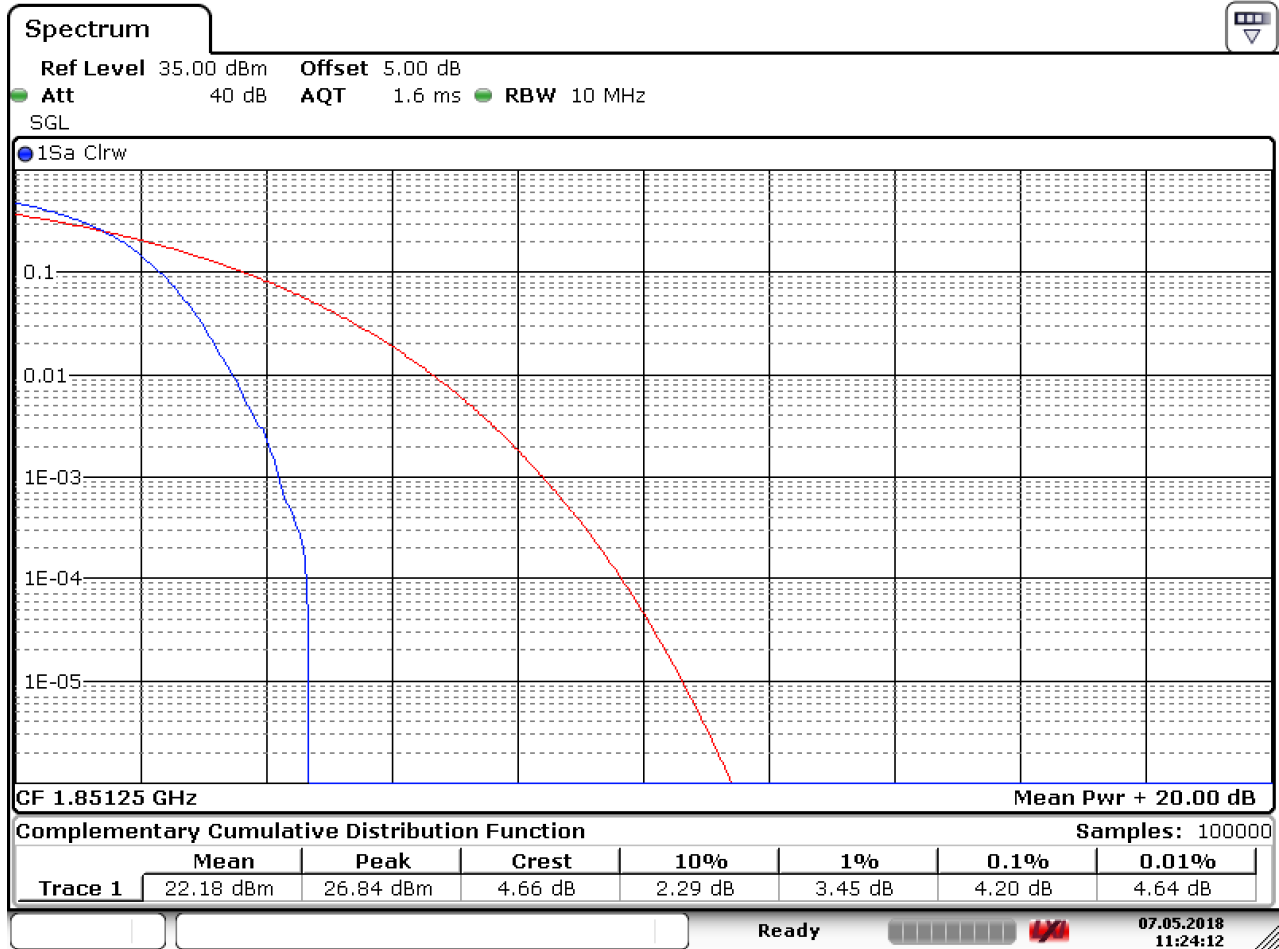
Date: 7.MAY.2018 10:47:01



2.1.2 Test Band = EVDO BC1

2.1.2.1 Test Mode = EVDO /TM1

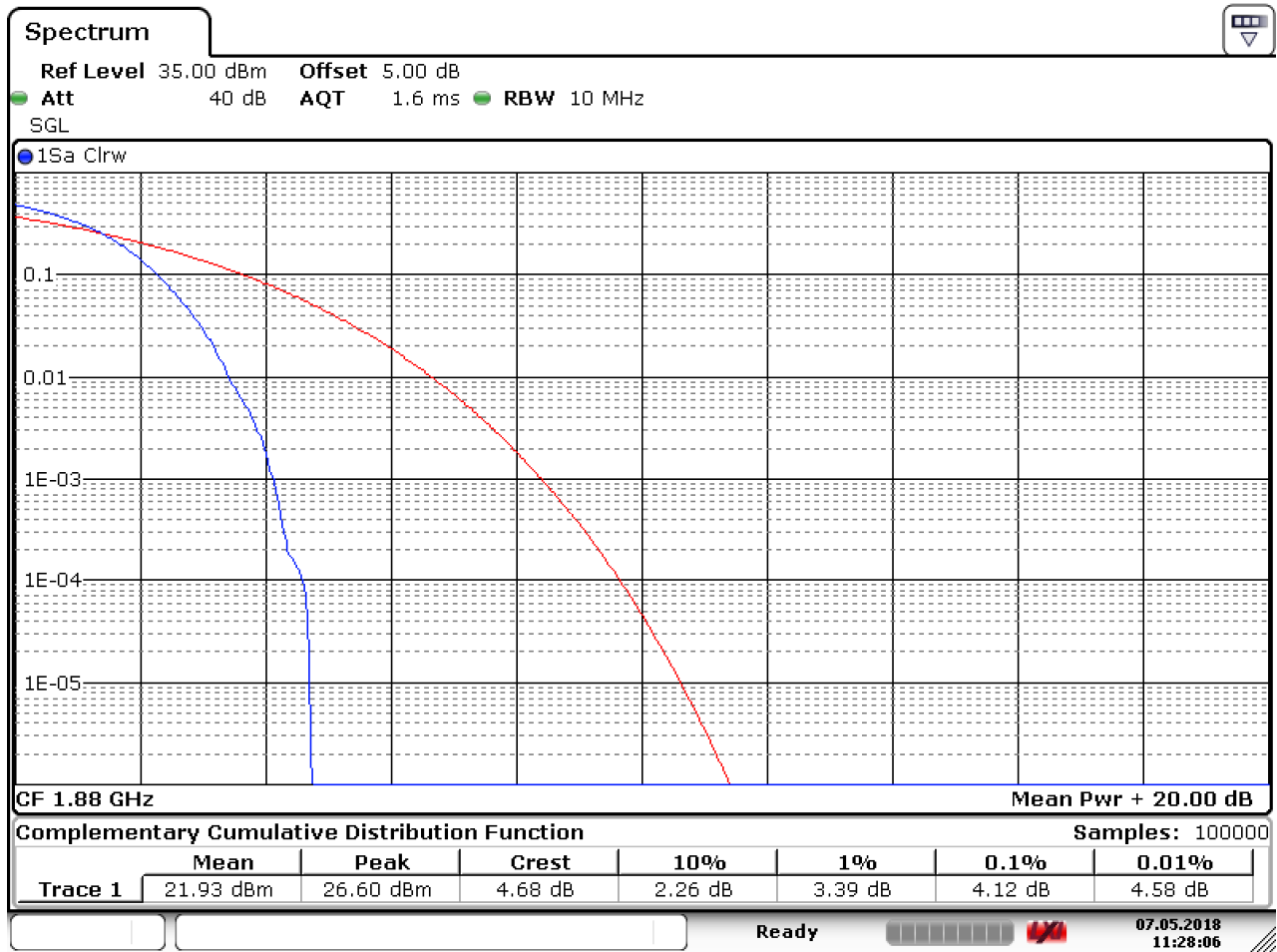
2.1.2.1.1 Test Channel = LCH



Date: 7.MAY.2018 11:24:12



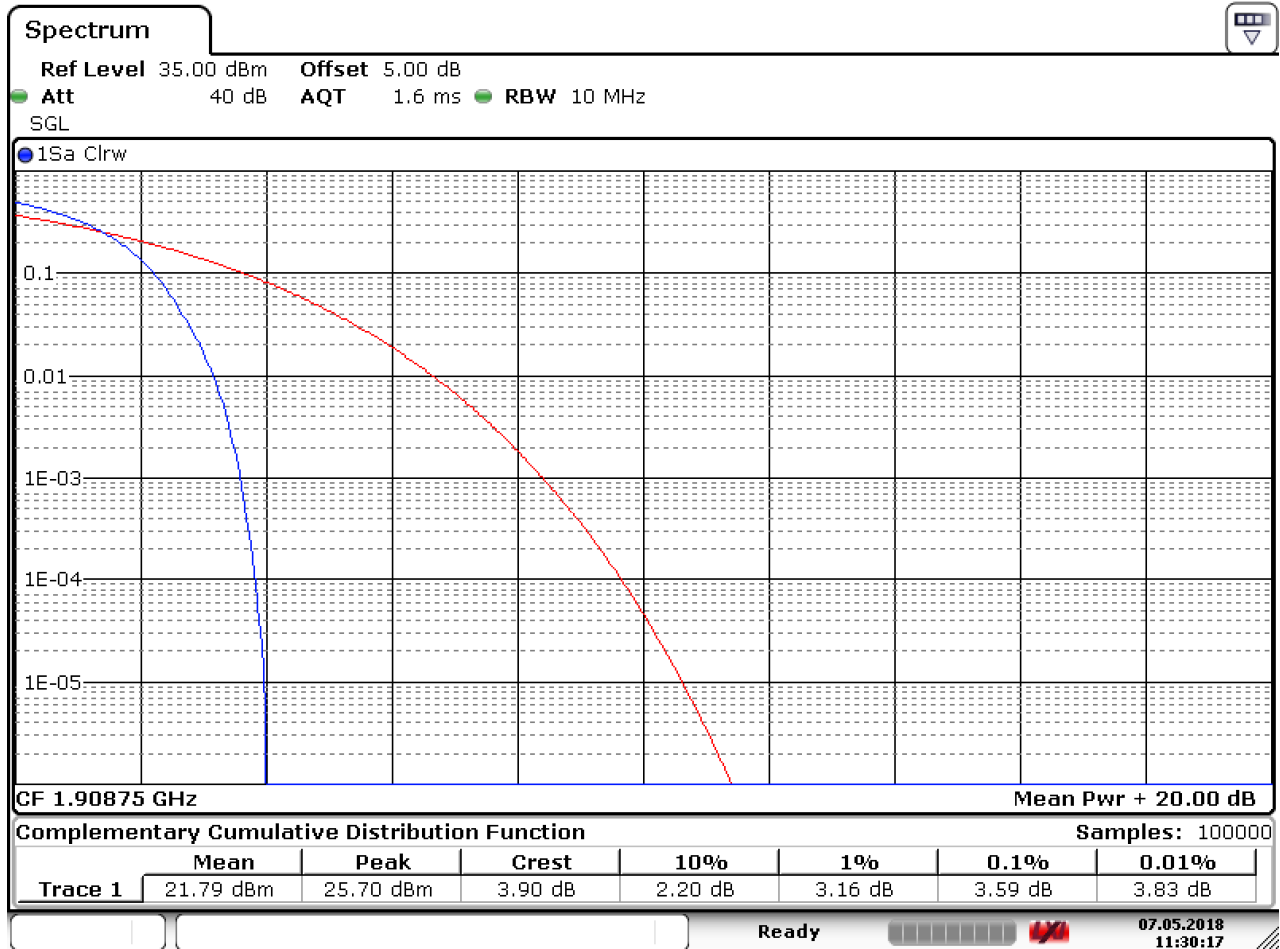
2.1.2.1.2 Test Channel = MCH



Date: 7.MAY.2018 11:28:07



2.1.2.1.3 Test Channel = HCH



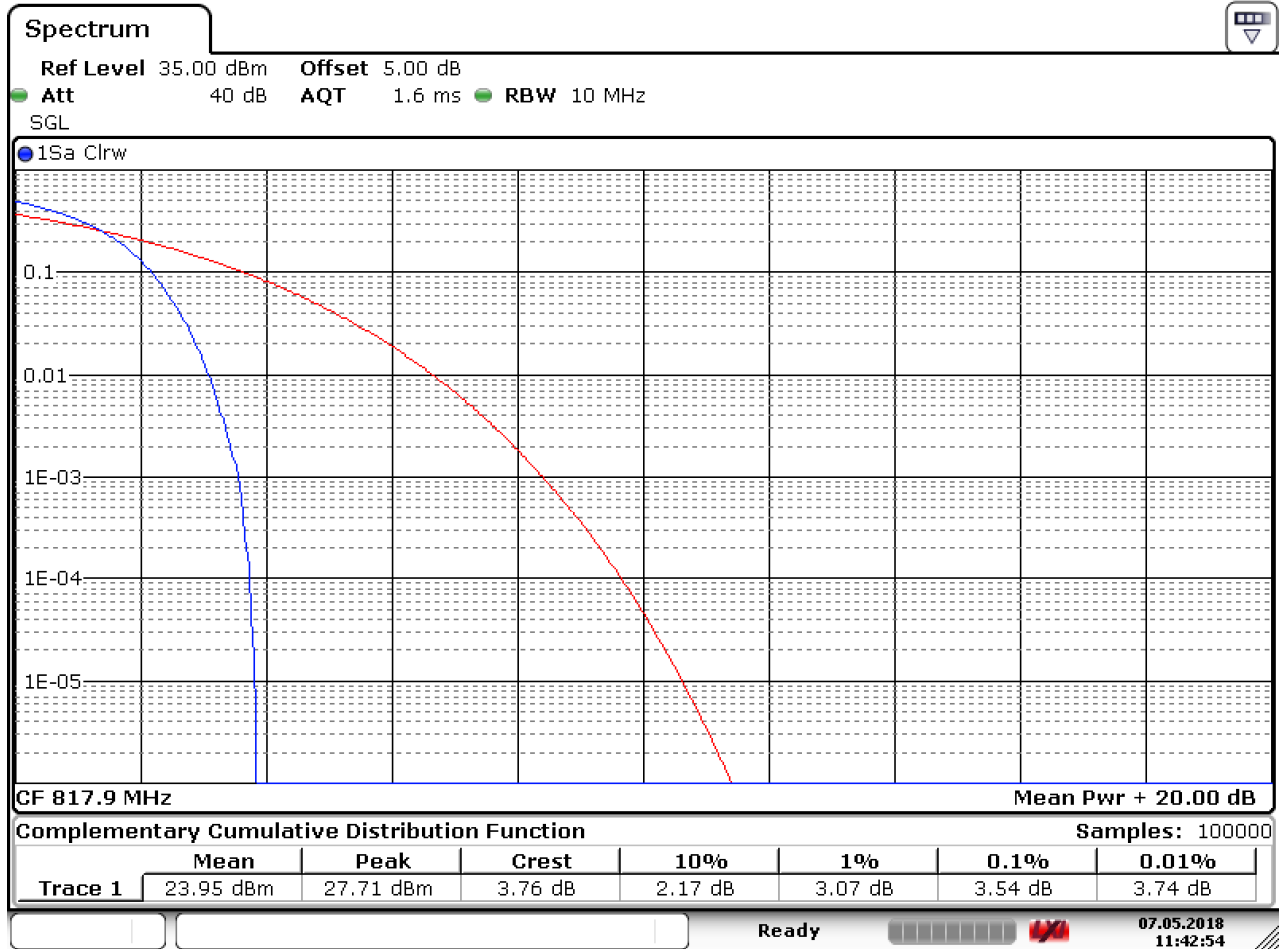
Date: 7.MAY.2018 11:30:17



2.1.3 Test Band = EVDO BC10

2.1.3.1 Test Mode = EVDO /TM1

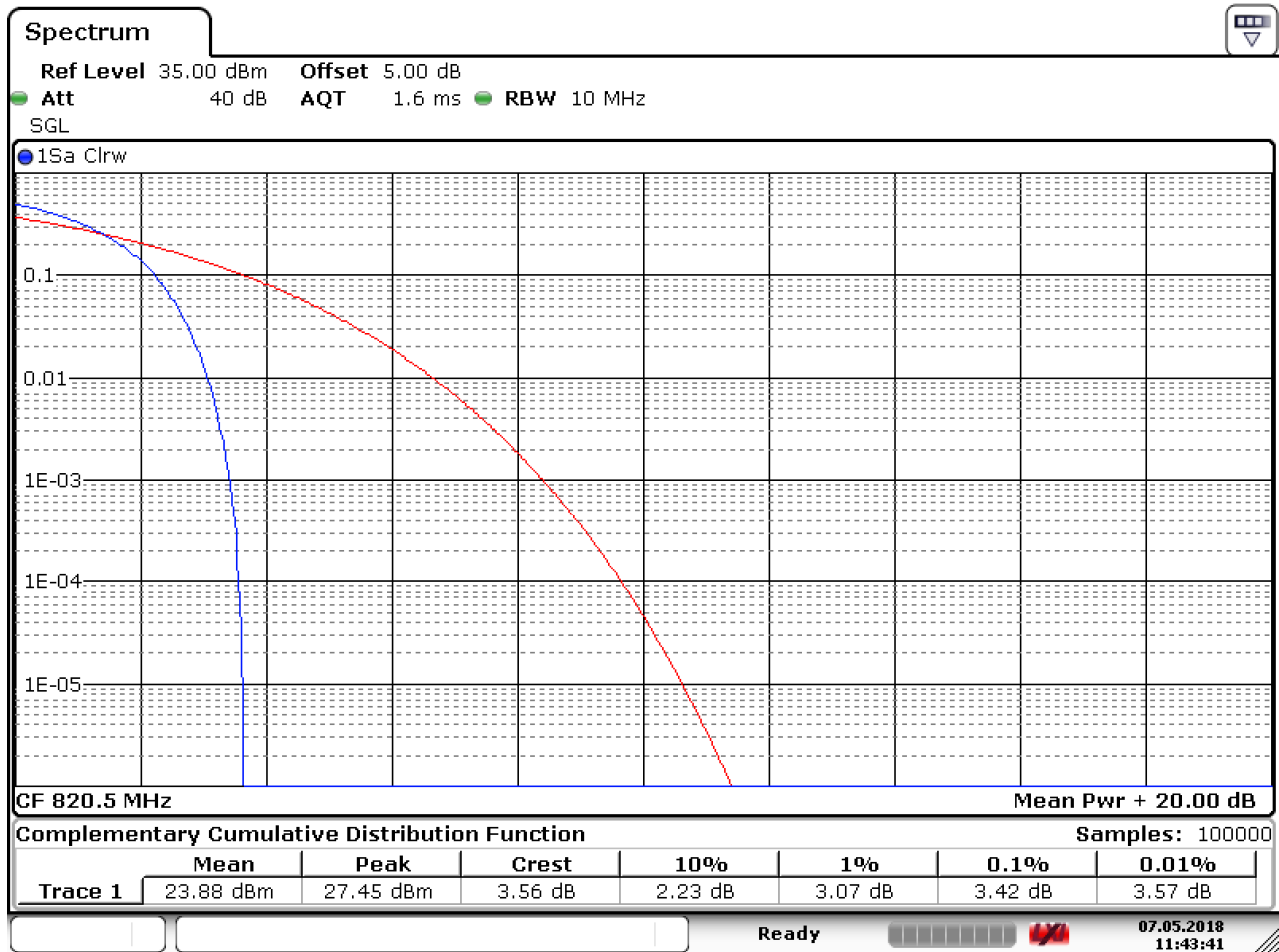
2.1.3.1.1 Test Channel = LCH



Date: 7.MAY.2018 11:42:55



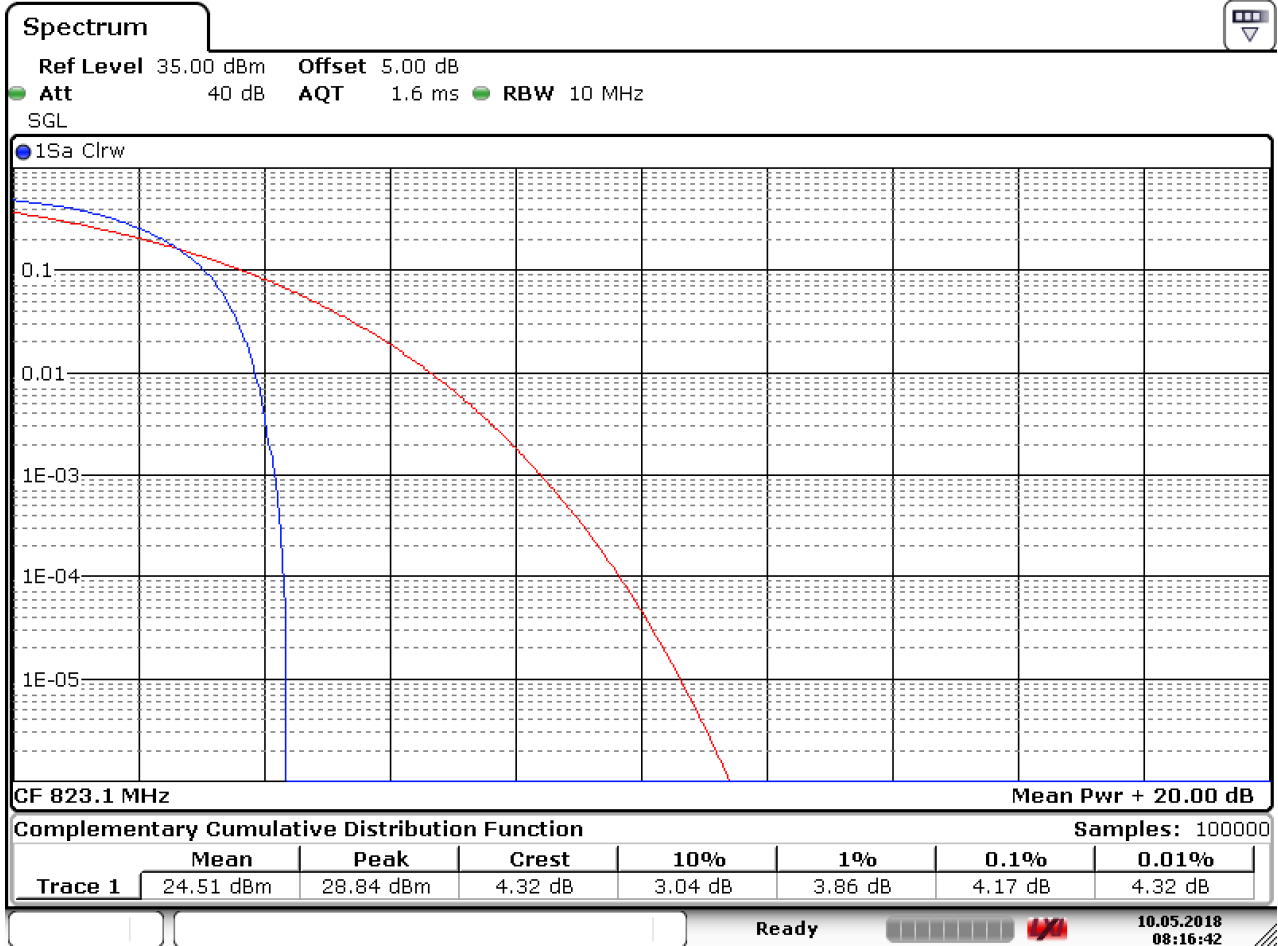
2.1.3.1.2 Test Channel = MCH



Date: 7.MAY.2018 11:43:41



2.1.3.1.3 Test Channel = HCH



Date: 10.MAY.2018 08:16:42

3 Modulation Characteristics

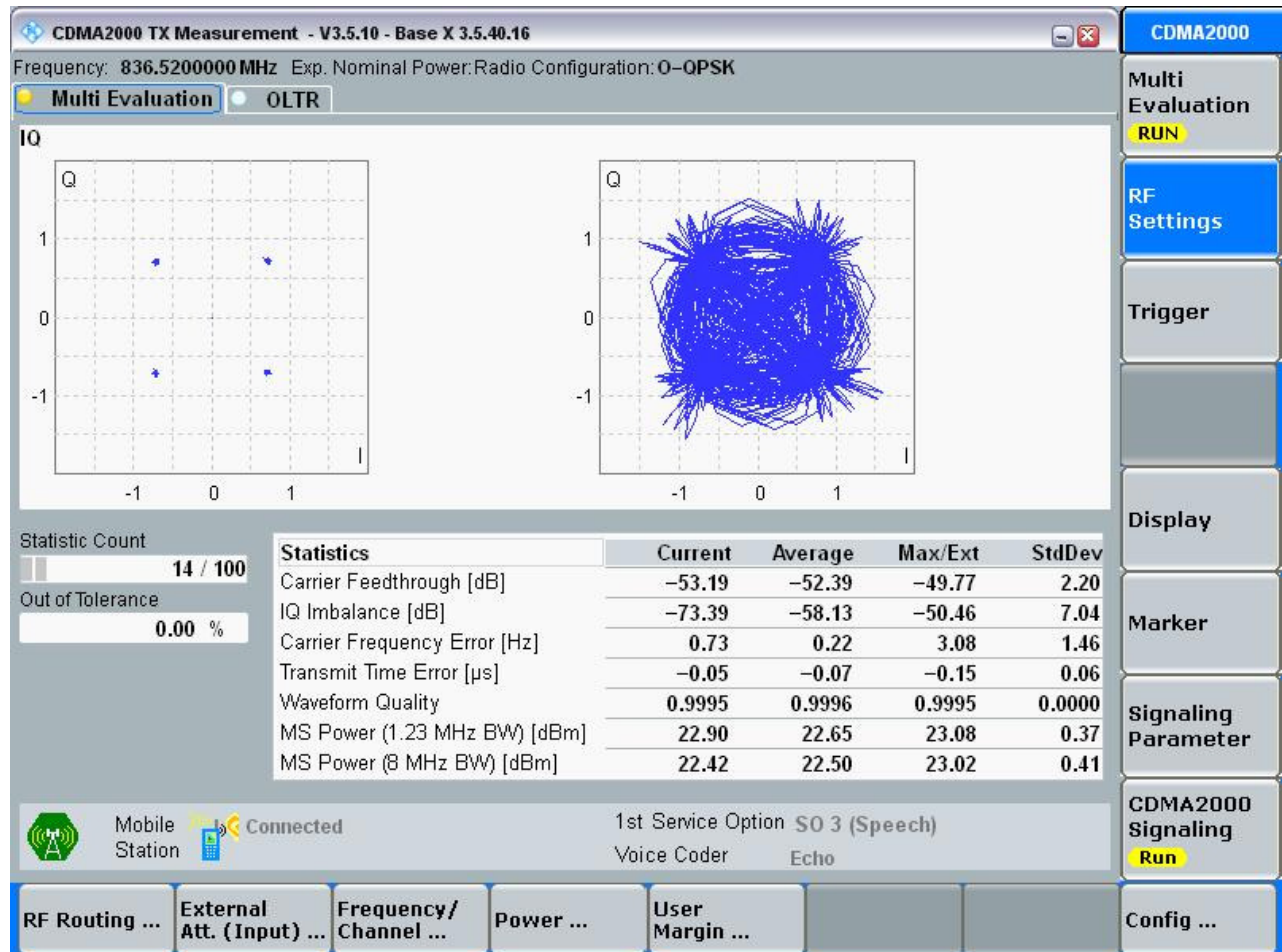
Part I - Test Plots

3.1 For CDMA

3.1.1 Test Band = CDMA BC0

3.1.1.1 Test Mode = CDMA /TM1

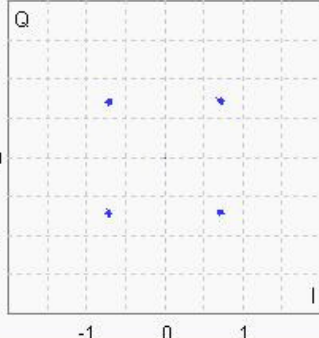
3.1.1.1.1 Test Channel = MCH



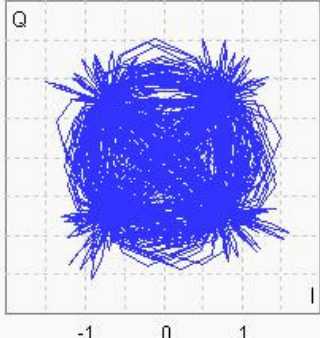
CDMA2000 TX Measurement - V3.5.10 - Base X 3.5.40.16
 Frequency: 836.5200000 MHz Exp. Nominal Power: Radio Configuration: 0-QPSK

Multi Evaluation **OLTR**

IQ



IQ



Statistic Count	Current	Average	Max/Ext	StdDev
14 / 100	-53.19	-52.39	-49.77	2.20
Out of Tolerance	-73.39	-58.13	-50.46	7.04
0.00 %	0.73	0.22	3.08	1.46
	-0.05	-0.07	-0.15	0.06
	0.9995	0.9996	0.9995	0.0000
	22.90	22.65	23.08	0.37
	22.42	22.50	23.02	0.41

Mobile Station **Connected** 1st Service Option **SO 3 (Speech)**
 Voice Coder **Echo**

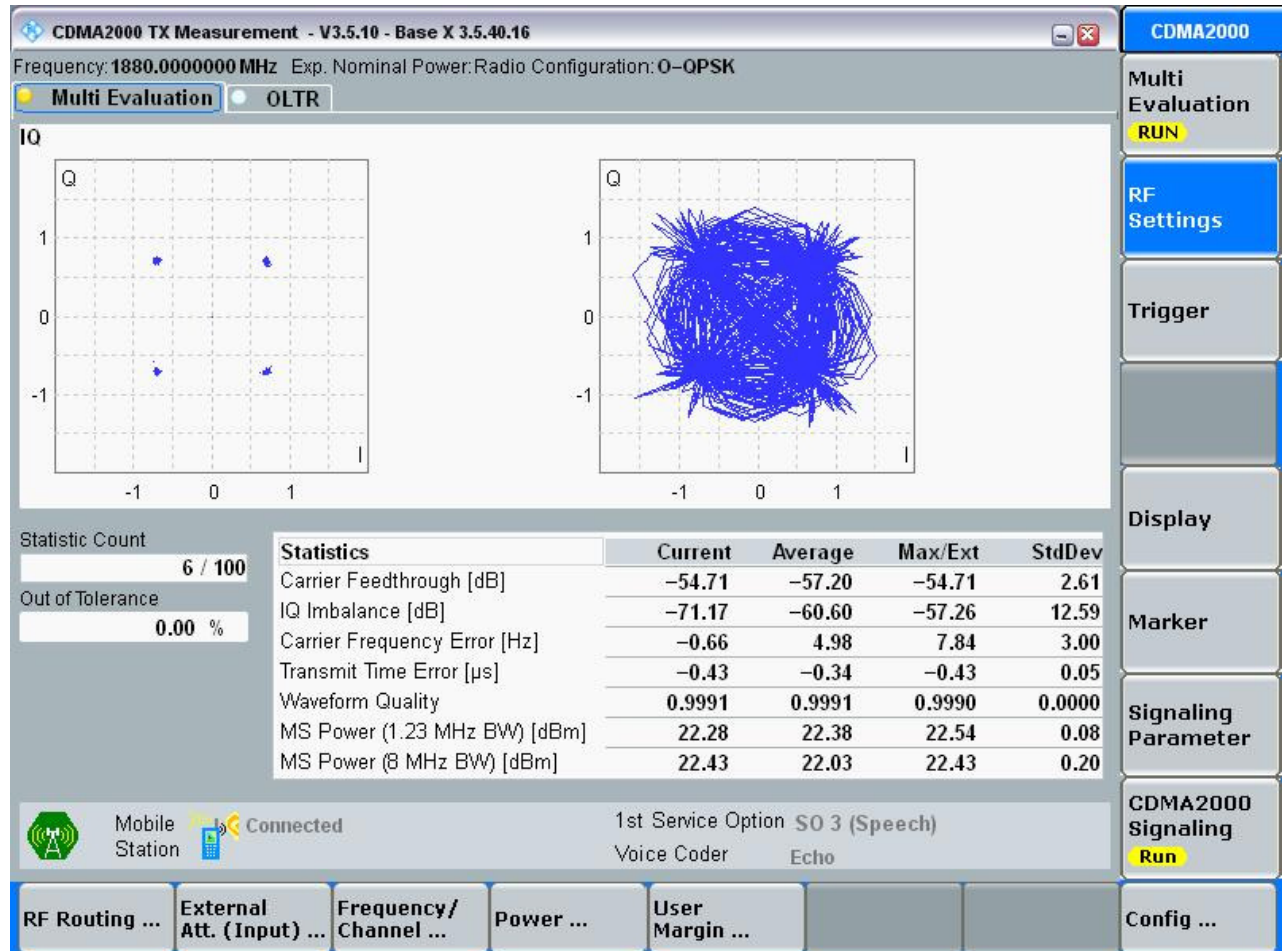
Buttons: RF Routing ... External Att. (Input) ... Frequency/Channel ... Power ... User Margin ... Config ...

Right Panel: CDMA2000, Multi Evaluation **RUN**, RF Settings, Trigger, Display, Marker, Signaling Parameter, CDMA2000 Signaling **Run**

3.1.2 Test Band = CDMA BC1

3.1.2.1 Test Mode = CDMA /TM1

3.1.2.1.1 Test Channel = MCH

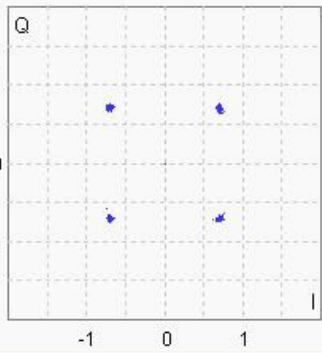


CDMA2000 TX Measurement - V3.5.10 - Base X 3.5.40.16

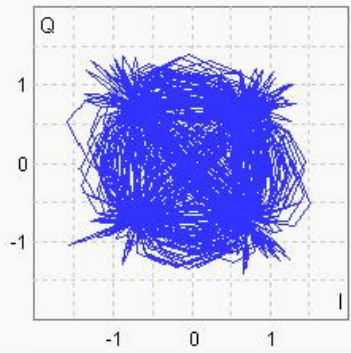
Frequency: 1880.000000 MHz Exp. Nominal Power: Radio Configuration: O-QPSK

Multi Evaluation OLTR


IQ



IQ



Statistic Count	Statistics	Current	Average	Max/Ext	StdDev
6 / 100	Carrier Feedthrough [dB]	-54.71	-57.20	-54.71	2.61
Out of Tolerance	IQ Imbalance [dB]	-71.17	-60.60	-57.26	12.59
0.00 %	Carrier Frequency Error [Hz]	-0.66	4.98	7.84	3.00
	Transmit Time Error [µs]	-0.43	-0.34	-0.43	0.05
	Waveform Quality	0.9991	0.9991	0.9990	0.0000
	MS Power (1.23 MHz BW) [dBm]	22.28	22.38	22.54	0.08
	MS Power (8 MHz BW) [dBm]	22.43	22.03	22.43	0.20

Mobile Station  Connected

1st Service Option SO 3 (Speech)
 Voice Coder Echo

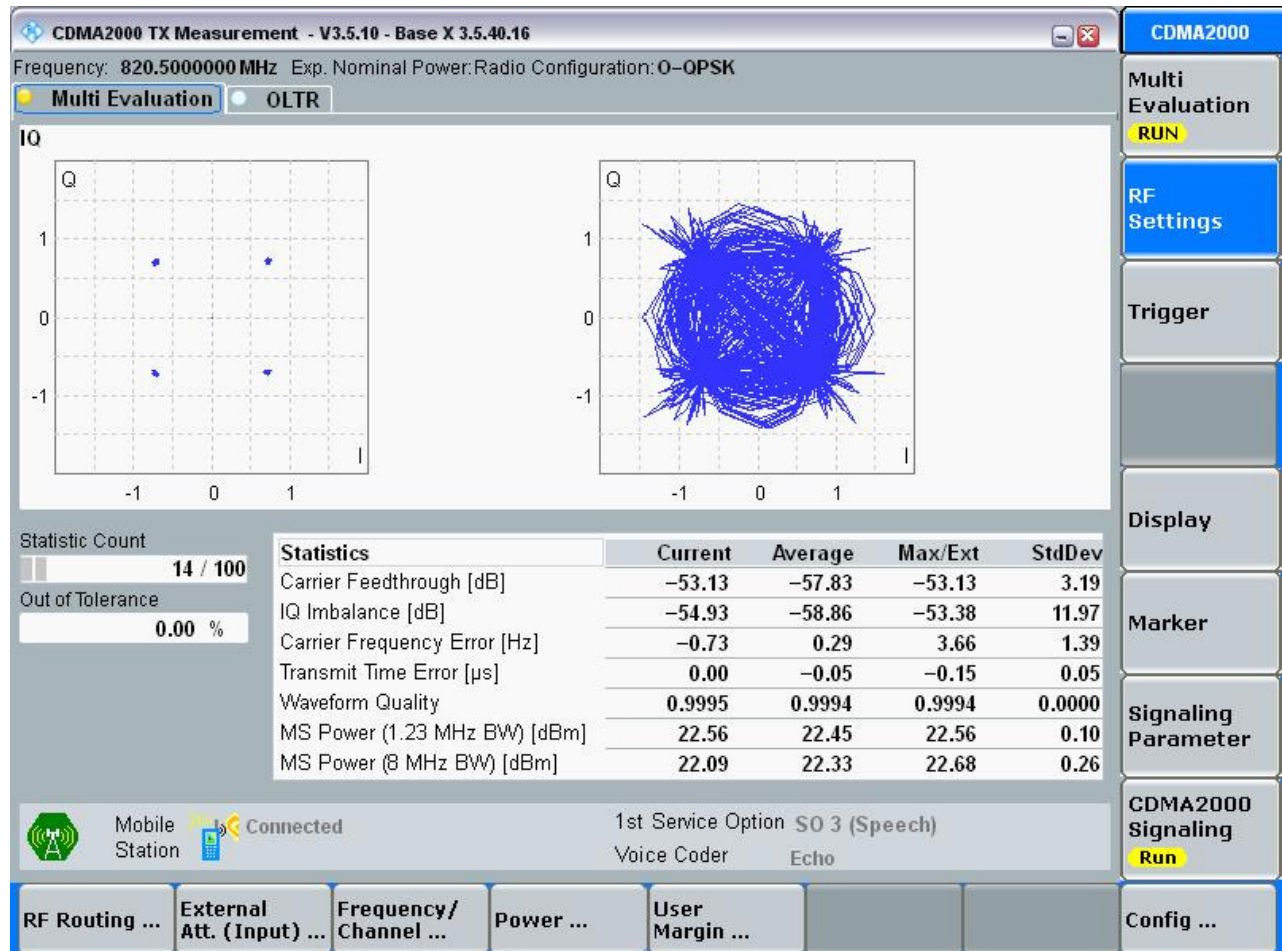
Buttons: RF Routing ... External Att. (Input) ... Frequency/Channel ... Power ... User Margin ... Config ...

Right Panel Buttons: CDMA2000, Multi Evaluation RUN, RF Settings, Trigger, Display, Marker, Signaling Parameter, CDMA2000 Signaling Run

3.1.3 Test Band = CDMA BC10

3.1.3.1 Test Mode = CDMA /TM1

3.1.3.1.1 Test Channel = MCH

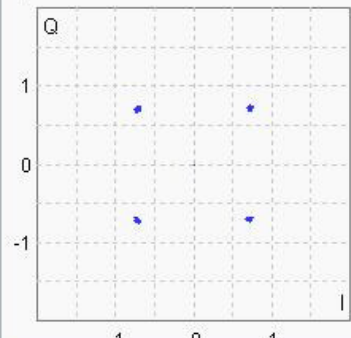


CDMA2000 TX Measurement - V3.5.10 - Base X 3.5.40.16

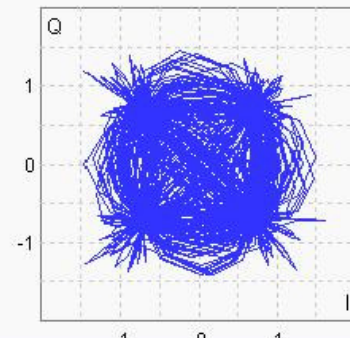
Frequency: 820.5000000 MHz Exp. Nominal Power: Radio Configuration: 0-QPSK

Multi Evaluation OLTR

IQ



IQ



Statistic Count	Statistics	Current	Average	Max/Ext	StdDev
14 / 100	Carrier Feedthrough [dB]	-53.13	-57.83	-53.13	3.19
Out of Tolerance	IQ Imbalance [dB]	-54.93	-58.86	-53.38	11.97
0.00 %	Carrier Frequency Error [Hz]	-0.73	0.29	3.66	1.39
	Transmit Time Error [µs]	0.00	-0.05	-0.15	0.05
	Waveform Quality	0.9995	0.9994	0.9994	0.0000
	MS Power (1.23 MHz BW) [dBm]	22.56	22.45	22.56	0.10
	MS Power (8 MHz BW) [dBm]	22.09	22.33	22.68	0.26

Mobile Station Connected 1st Service Option SO 3 (Speech) Voice Coder Echo

Buttons: RF Routing ... External Att. (Input) ... Frequency/Channel ... Power ... User Margin ... Config ...

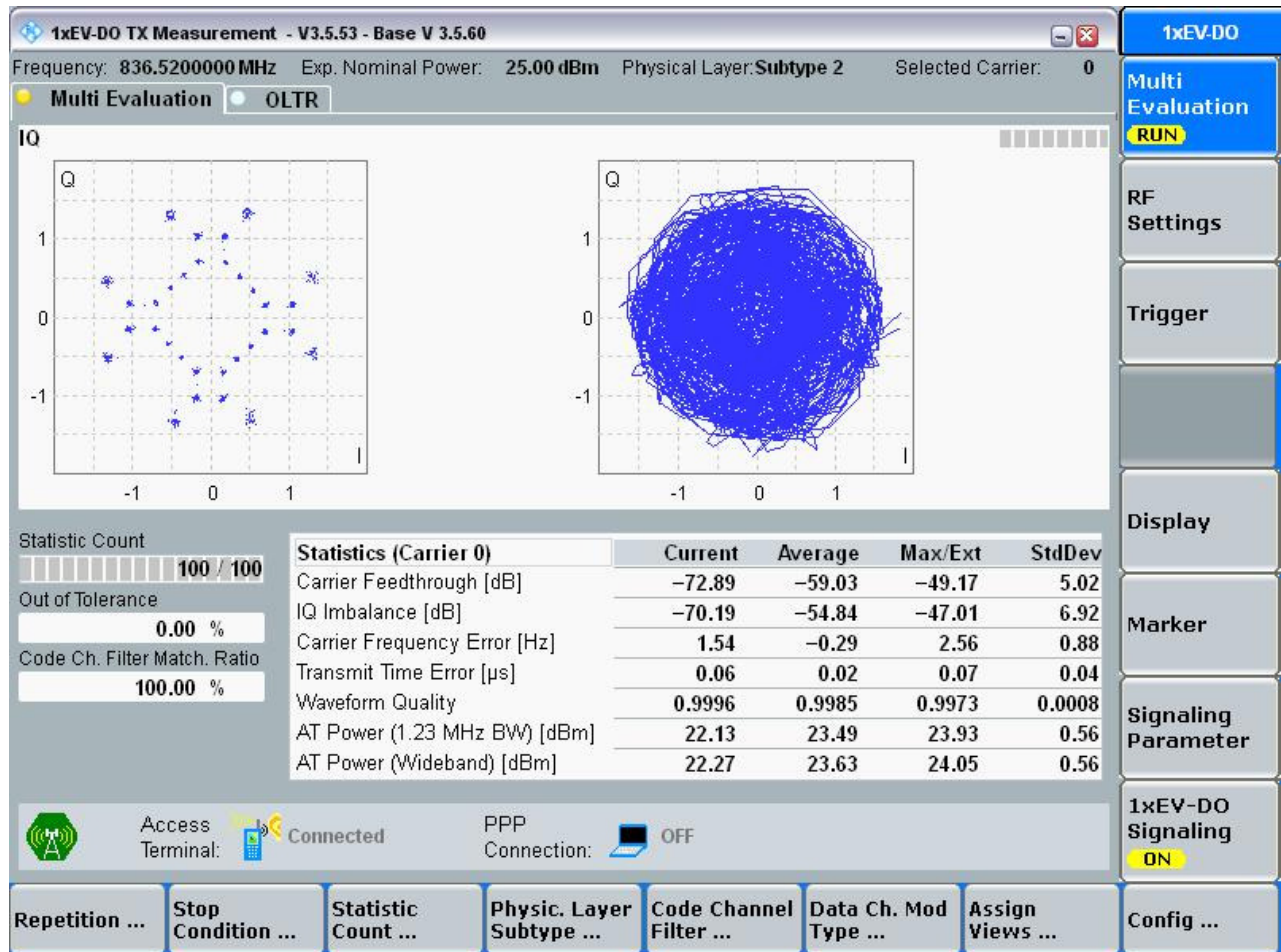
Right Panel: CDMA2000, Multi Evaluation RUN, RF Settings, Trigger, Display, Marker, Signaling Parameter, CDMA2000 Signaling Run

3.2 For EVDO

3.2.1 Test Band = EVDO BC0

3.2.1.1 Test Mode = EVDO /TM1

3.2.1.1.1 Test Channel = MCH



1xEV-DO TX Measurement - V3.5.53 - Base V 3.5.60

Frequency: 836.520000 MHz Exp. Nominal Power: 25.00 dBm Physical Layer: Subtype 2 Selected Carrier: 0

Multi Evaluation OLTR

IQ

Q

I

Statistic Count: 100 / 100

Out of Tolerance: 0.00 %

Code Ch. Filter Match. Ratio: 100.00 %

Statistics (Carrier 0)		Current	Average	Max/Ext	StdDev
Carrier Feedthrough [dB]		-72.89	-59.03	-49.17	5.02
IQ Imbalance [dB]		-70.19	-54.84	-47.01	6.92
Carrier Frequency Error [Hz]		1.54	-0.29	2.56	0.88
Transmit Time Error [μs]		0.06	0.02	0.07	0.04
Waveform Quality		0.9996	0.9985	0.9973	0.0008
AT Power (1.23 MHz BW) [dBm]		22.13	23.49	23.93	0.56
AT Power (Wideband) [dBm]		22.27	23.63	24.05	0.56

Access Terminal: Connected PPP Connection: OFF

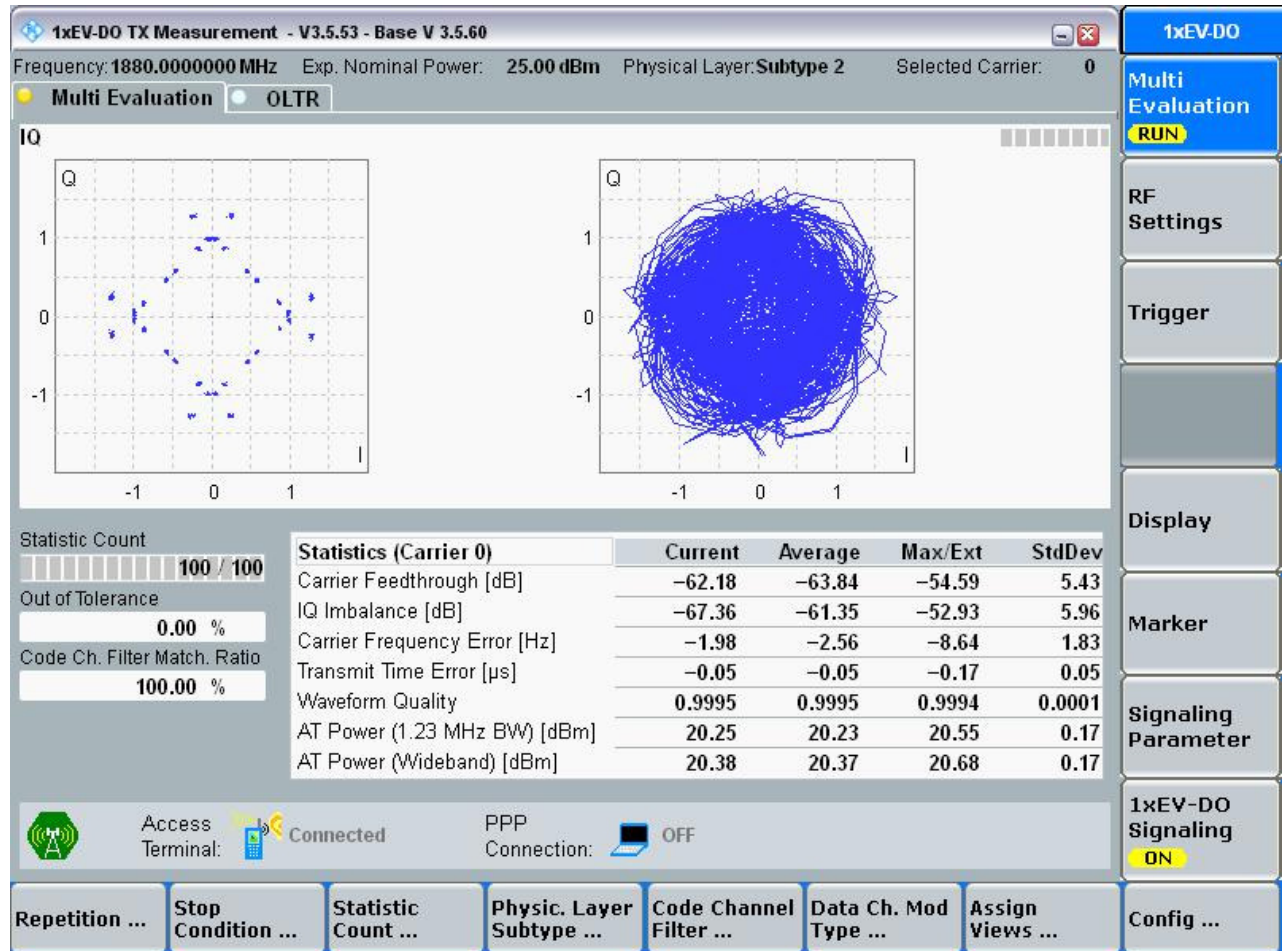
Buttons: Repetition ... Stop Condition ... Statistic Count ... Physic. Layer Subtype ... Code Channel Filter ... Data Ch. Mod Type ... Assign Views ... Config ...

Right Panel: 1xEV-DO, Multi Evaluation (RUN), RF Settings, Trigger, Display, Marker, Signaling Parameter, 1xEV-DO Signaling (ON), Config ...

3.2.2 Test Band = EVDO BC1

3.2.2.1 Test Mode = EVDO /TM1

3.2.2.1.1 Test Channel = MCH

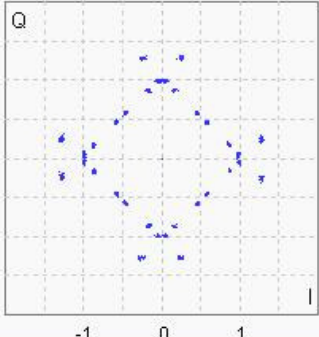


1xEV-DO TX Measurement - V3.5.53 - Base V 3.5.60

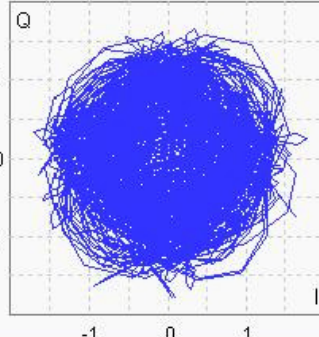
Frequency: 1880.000000 MHz Exp. Nominal Power: 25.00 dBm Physical Layer: Subtype 2 Selected Carrier: 0

Multi Evaluation OLTR

IQ



IQ



Statistic Count	Statistics (Carrier 0)	Current	Average	Max/Ext	StdDev
100 / 100	Carrier Feedthrough [dB]	-62.18	-63.84	-54.59	5.43
Out of Tolerance	IQ Imbalance [dB]	-67.36	-61.35	-52.93	5.96
0.00 %	Carrier Frequency Error [Hz]	-1.98	-2.56	-8.64	1.83
Code Ch. Filter Match. Ratio	Transmit Time Error [µs]	-0.05	-0.05	-0.17	0.05
100.00 %	Waveform Quality	0.9995	0.9995	0.9994	0.0001
	AT Power (1.23 MHz BW) [dBm]	20.25	20.23	20.55	0.17
	AT Power (Wideband) [dBm]	20.38	20.37	20.68	0.17

Access Terminal: Connected PPP Connection: OFF

Buttons: Repetition ... Stop Condition ... Statistic Count ... Physic. Layer Subtype ... Code Channel Filter ... Data Ch. Mod Type ... Assign Views ... Config ...

Right Panel: 1xEV-DO Multi Evaluation **RUN** RF Settings Trigger Display Marker Signaling Parameter 1xEV-DO Signaling **ON**



3.2.3 Test Band = EVDO BC10

3.2.3.1 Test Mode = EVDO /TM1

3.2.3.1.1 Test Channel = MCH

1xEV-DO TX Measurement - V3.5.53 - Base V 3.5.60

Frequency: 820.5000000 MHz Exp. Nominal Power: 25.00 dBm Physical Layer: Subtype 2 Selected Carrier: 0

Multi Evaluation OLTR

IQ

Q

Statistic Count		Statistics (Carrier 0)				
100 / 100			Current	Average	Max/Ext	StdDev
Out of Tolerance	0.00 %	Carrier Feedthrough [dB]	-52.87	-57.55	-49.92	6.79
Code Ch. Filter Match. Ratio	100.00 %	IQ Imbalance [dB]	-58.01	-57.12	-50.57	4.74
		Carrier Frequency Error [Hz]	-0.95	0.22	-2.86	0.88
		Transmit Time Error [µs]	0.05	-0.02	-0.06	0.02
		Waveform Quality	0.9948	0.9967	0.9944	0.0016
		AT Power (1.23 MHz BW) [dBm]	23.72	23.72	24.06	0.20
		AT Power (Wideband) [dBm]	23.88	23.86	24.18	0.20

Access Terminal: Connected PPP Connection: OFF

Repetition ...
Stop Condition ...
Statistic Count ...
Physic. Layer Subtype ...
Code Channel Filter ...
Data Ch. Mod Type ...
Assign Views ...
Config ...

1xEV-DO

Multi Evaluation

RUN

RF Settings

Trigger

Display

Marker

Signaling Parameter

1xEV-DO Signaling

ON



4 Bandwidth

Part I - Test Results of CDMA

Test Band	Test Mode	Test Channel	Occupied Bandwidth [MHz]	Emission Bandwidth [MHz]	Verdict
CDMA BC0	CDMA/TM1	LCH	1.268	1.421	PASS
		MCH	1.268	1.433	PASS
		HCH	1.274	1.430	PASS
CDMA BC1	CDMA/TM1	LCH	1.280	1.439	PASS
		MCH	1.280	1.436	PASS
		HCH	1.286	1.447	PASS
CDMA BC10	CDMA/TM1	LCH	1.277	1.442	PASS
		MCH	1.277	1.439	PASS
		HCH	1.274	1.430	PASS

Part II - Test Results of EVDO

Test Band	Test Mode	Test Channel	Occupied Bandwidth [MHz]	Emission Bandwidth [MHz]	Verdict
EVDO BC0	EVDO /TM1	LCH	1.271	1.430	PASS
		MCH	1.271	1.433	PASS
		HCH	1.268	1.430	PASS
EVDO BC1	EVDO /TM1	LCH	1.274	1.424	PASS
		MCH	1.271	1.427	PASS
		HCH	1.273	1.433	PASS
EVDO BC10	EVDO /TM1	LCH	1.271	1.433	PASS
		MCH	1.274	1.436	PASS
		HCH	1.277	1.429	PASS

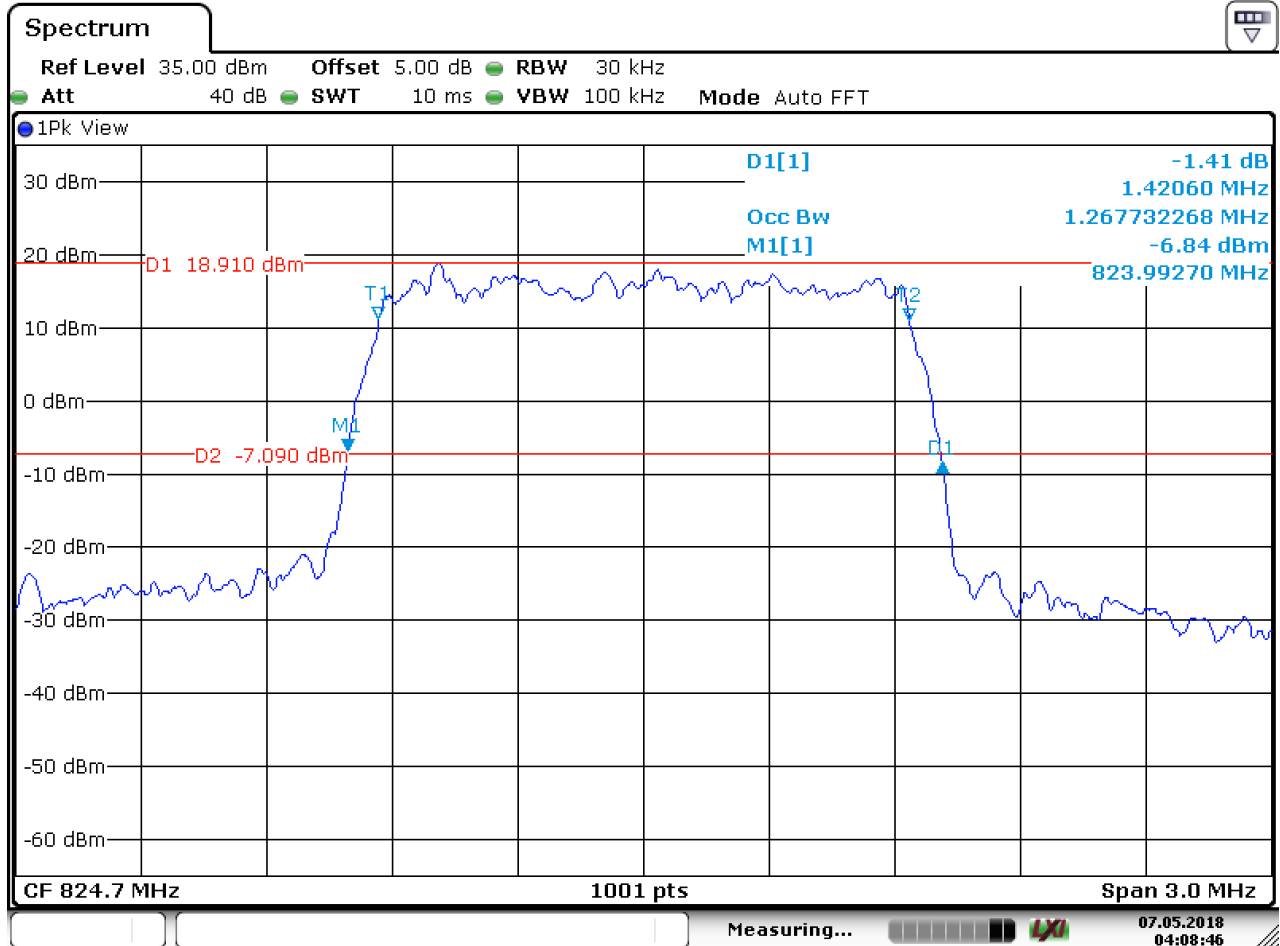


4.1 For CDMA

4.1.1 Test Band = CDMA BC0

4.1.1.1 Test Mode = CDMA /TM1

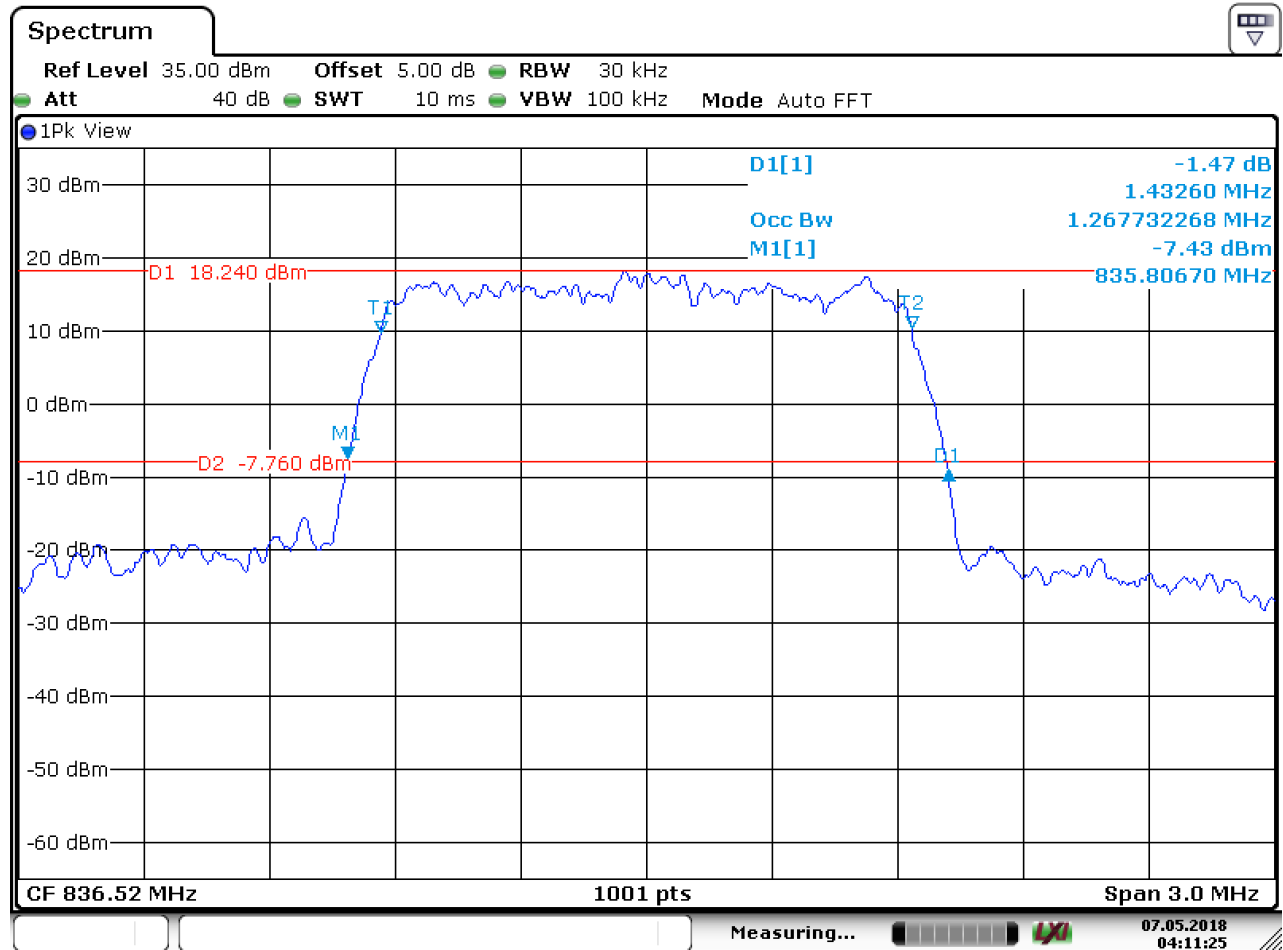
4.1.1.1.1 Test Channel = LCH



Date: 7.MAY.2018 04:08:46



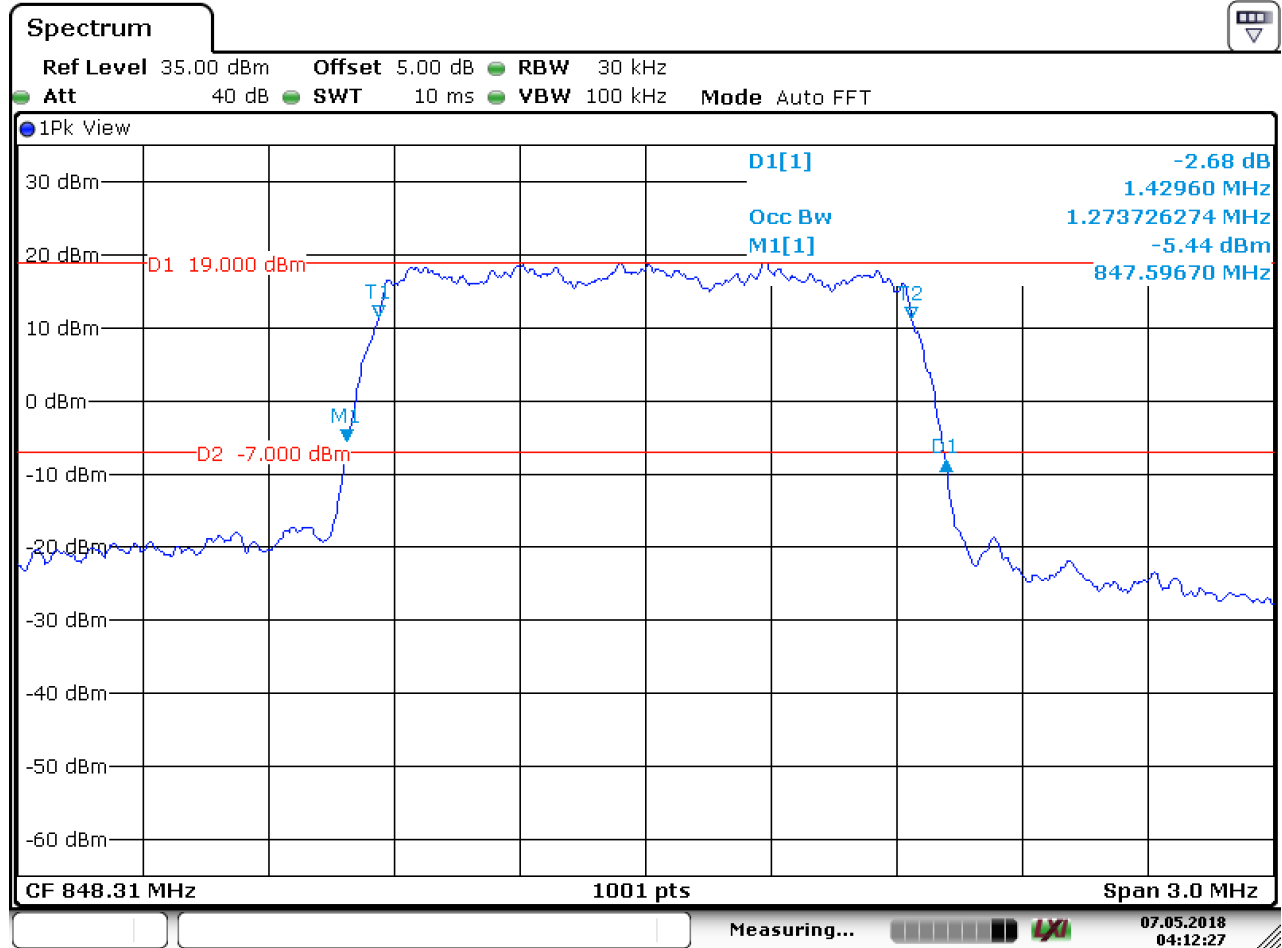
4.1.1.1.2 Test Channel = MCH



Date: 7.MAY.2018 04:11:25



4.1.1.1.3 Test Channel = HCH



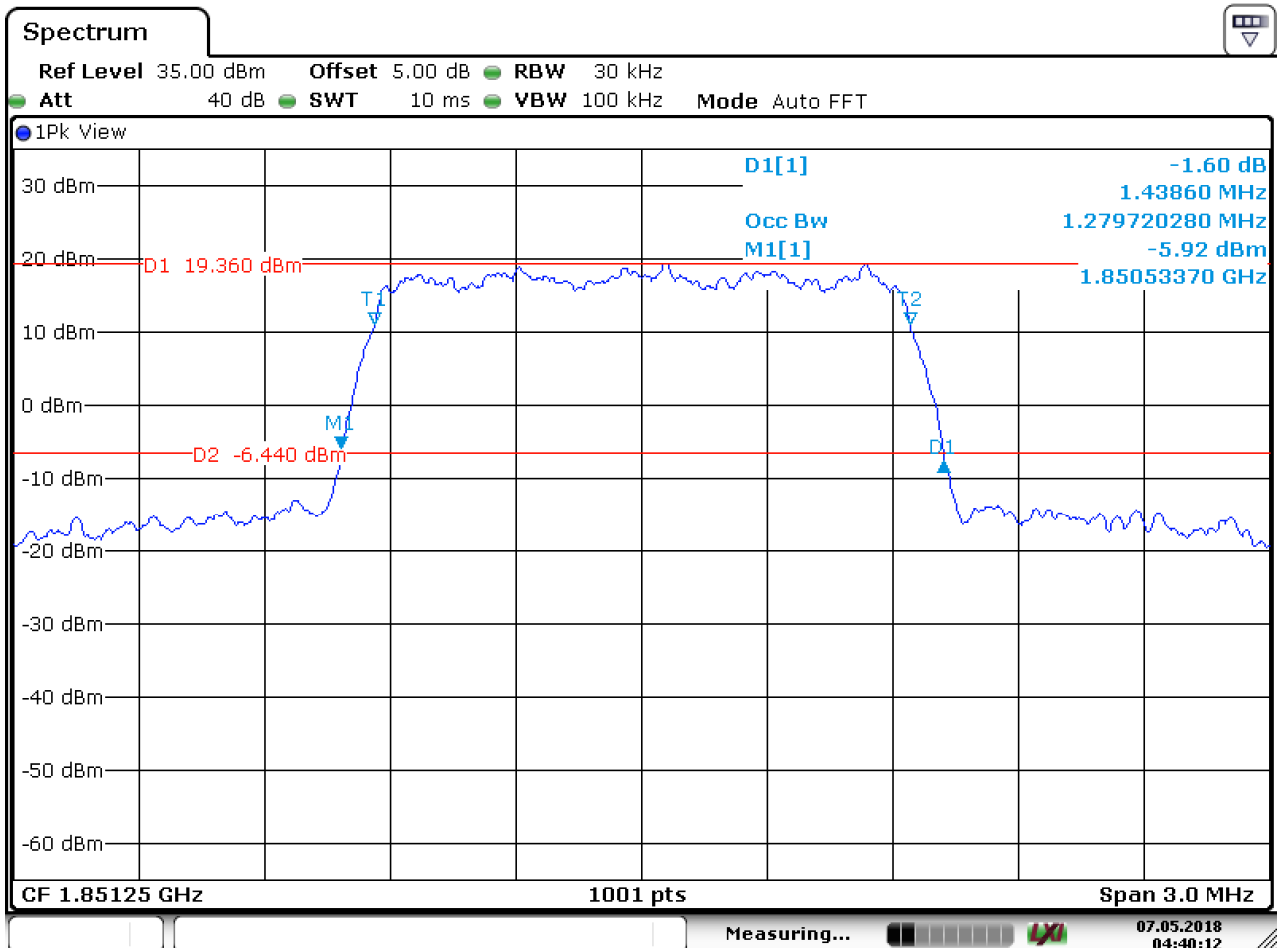
Date: 7.MAY.2018 04:12:27



4.1.2 Test Band = CDMA BC1

4.1.2.1 Test Mode = CDMA /TM1

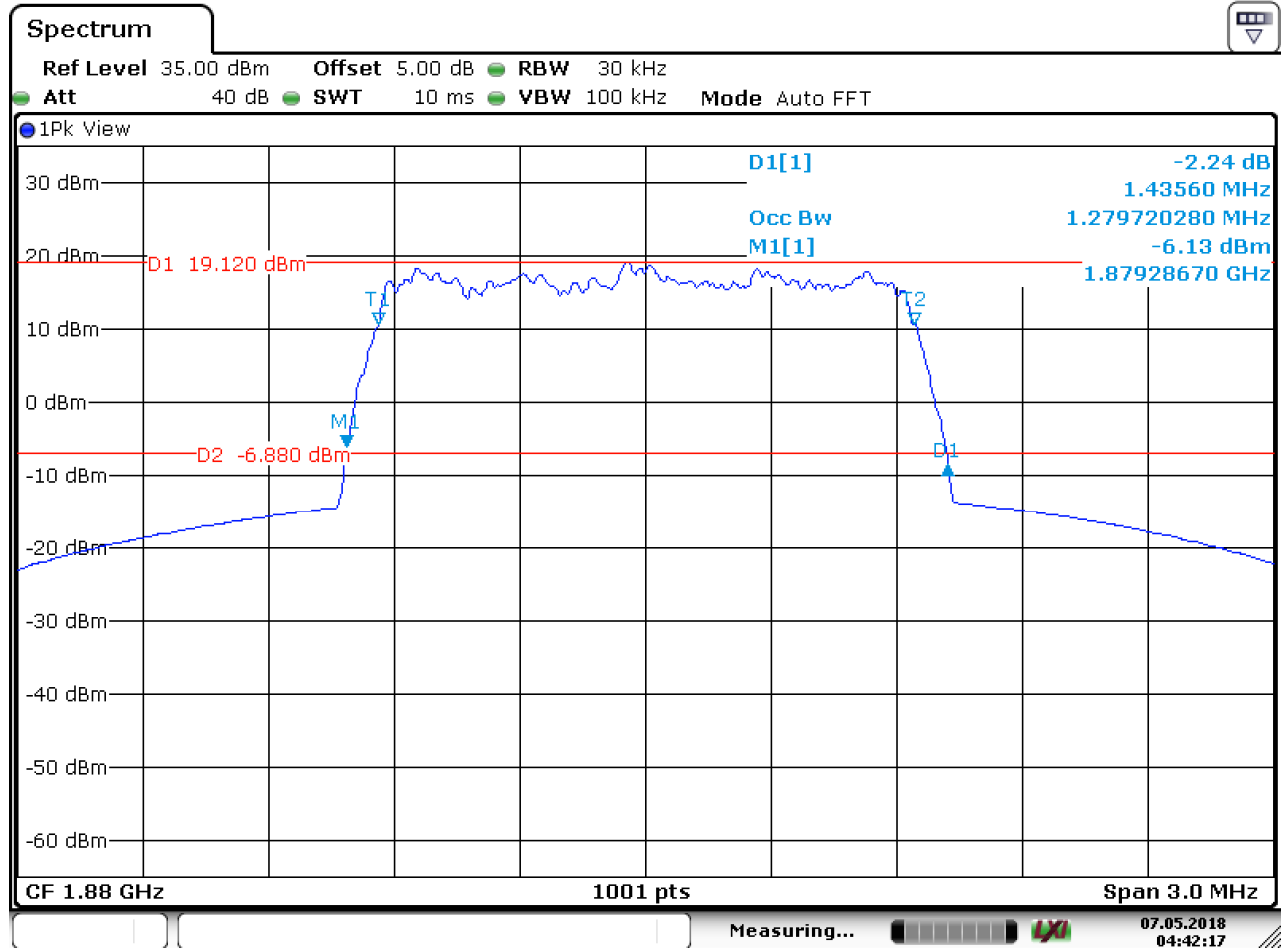
4.1.2.1.1 Test Channel = LCH



Date: 7.MAY.2018 04:40:13



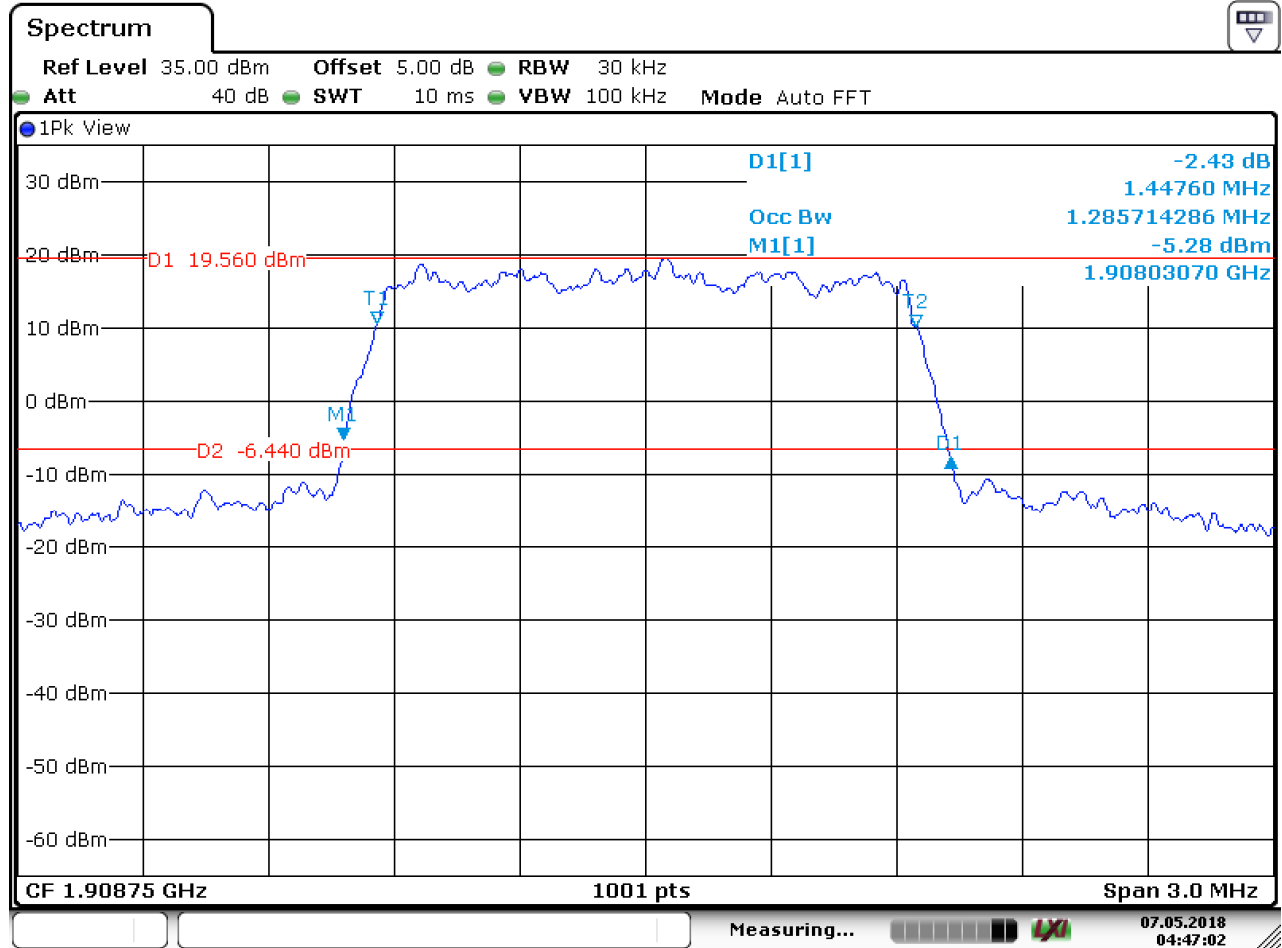
4.1.2.1.2 Test Channel = MCH



Date: 7.MAY.2018 04:42:17



4.1.2.1.3 Test Channel = HCH



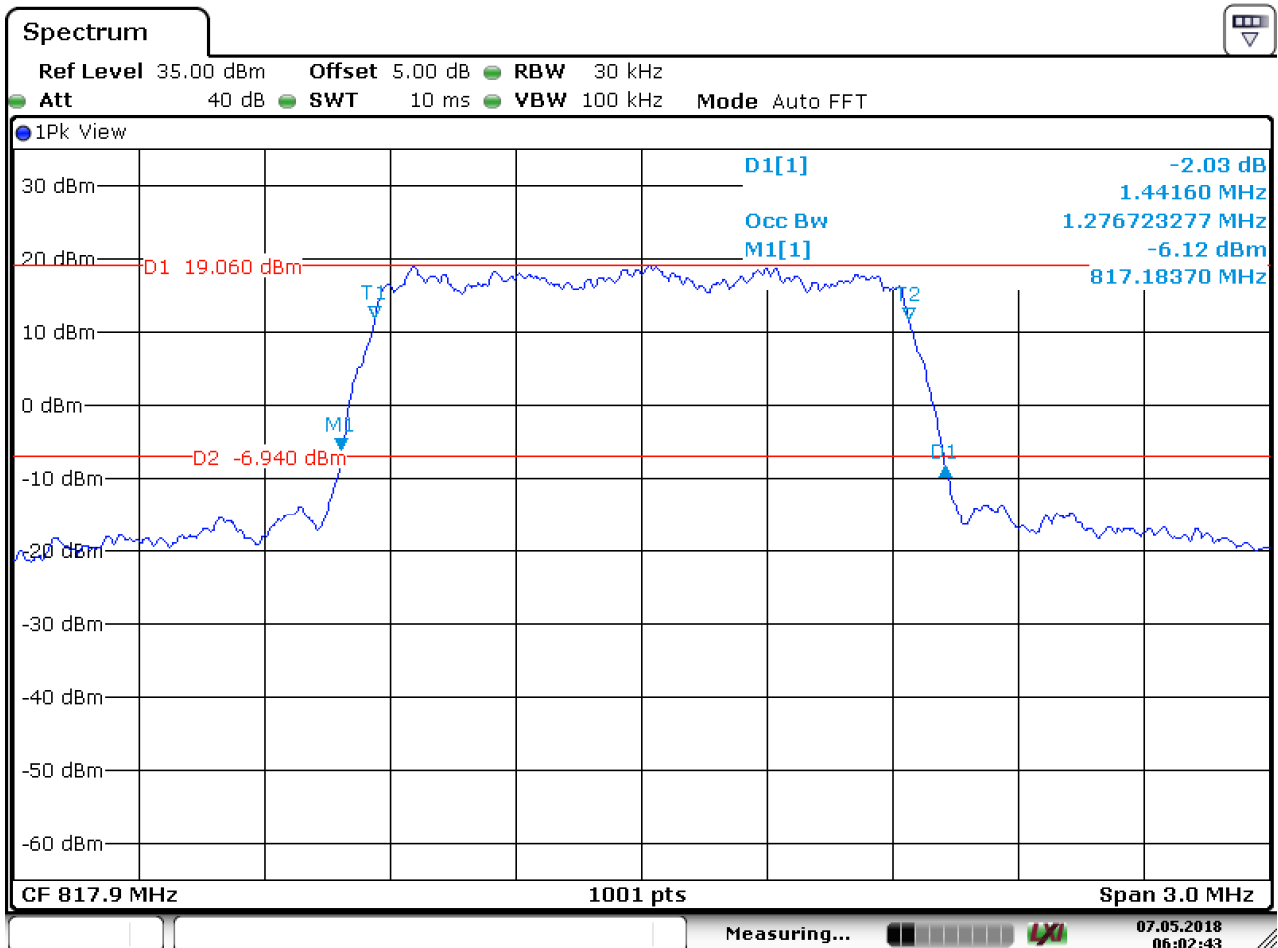
Date: 7.MAY.2018 04:47:02



4.1.3 Test Band = CDMA BC10

4.1.3.1 Test Mode = CDMA /TM1

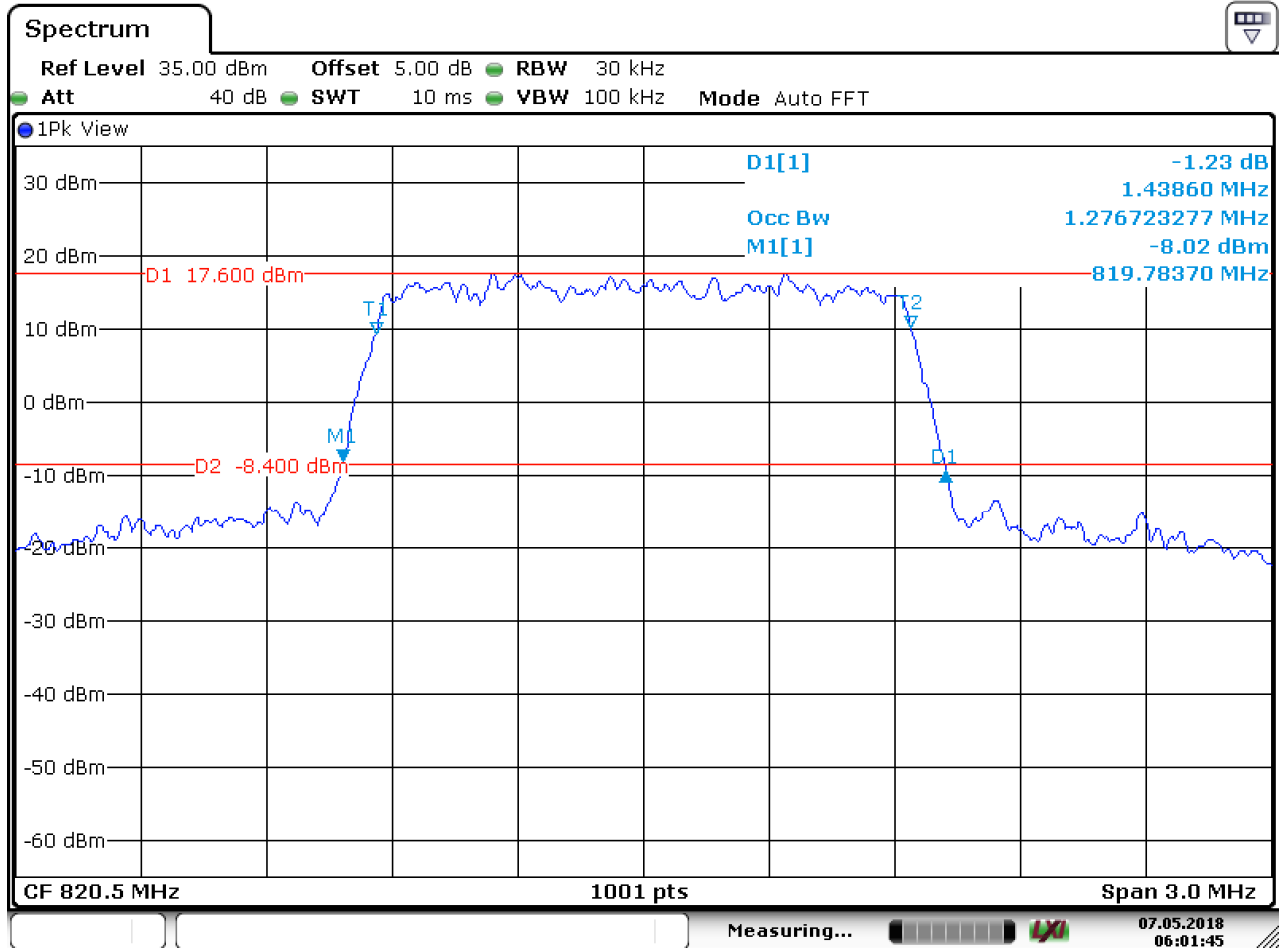
4.1.3.1.1 Test Channel = LCH



Date: 7.MAY.2018 06:02:44

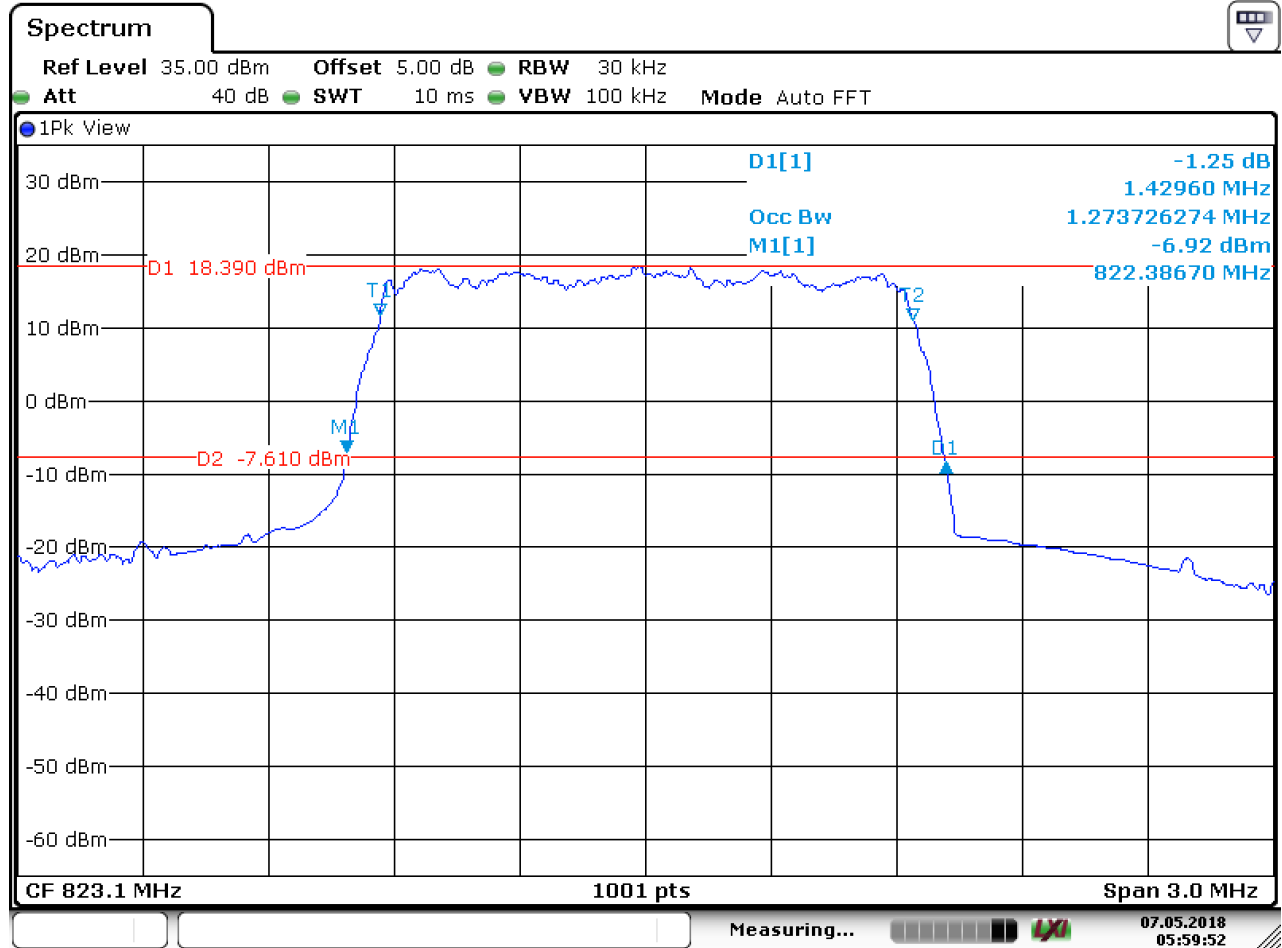


4.1.3.1.2 Test Channel = MCH



Date: 7.MAY.2018 06:01:45

4.1.3.1.3 Test Channel = HCH



Date: 7.MAY.2018 05:59:52

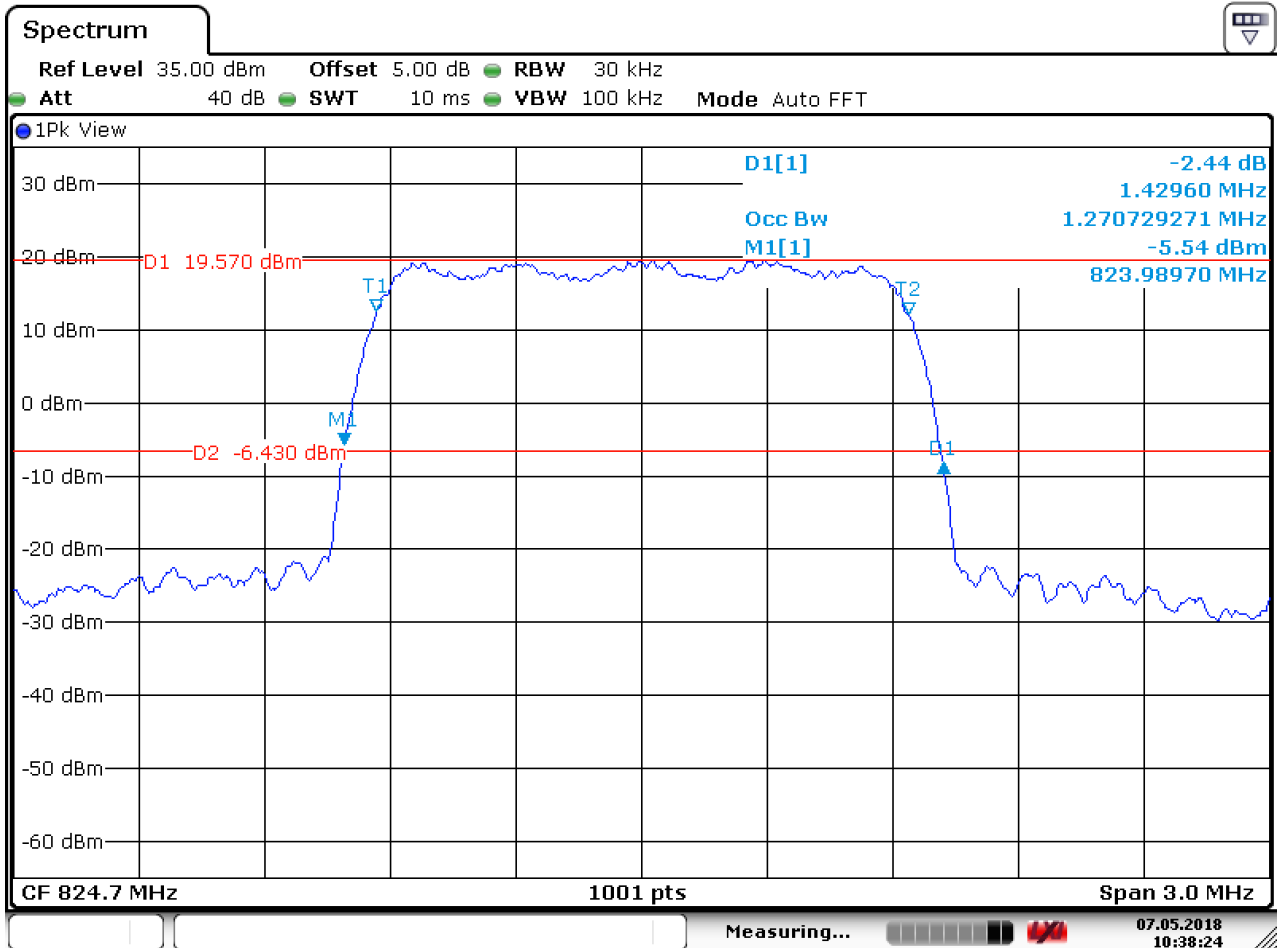


4.2 For EVDO

4.2.1 Test Band = EVDO BC0

4.2.1.1 Test Mode = EVDO /TM1

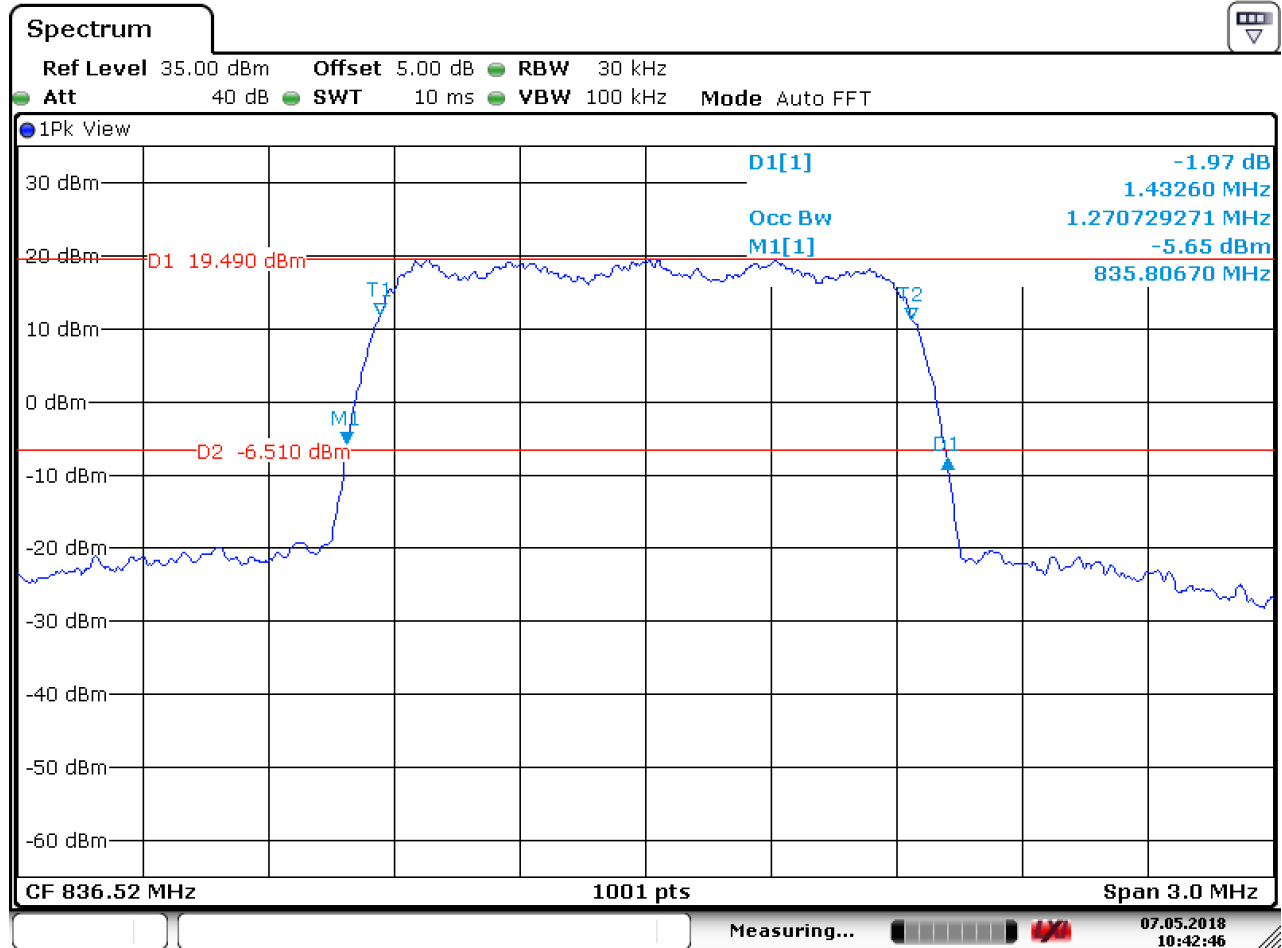
4.2.1.1.1 Test Channel = LCH



Date: 7.MAY.2018 10:38:24

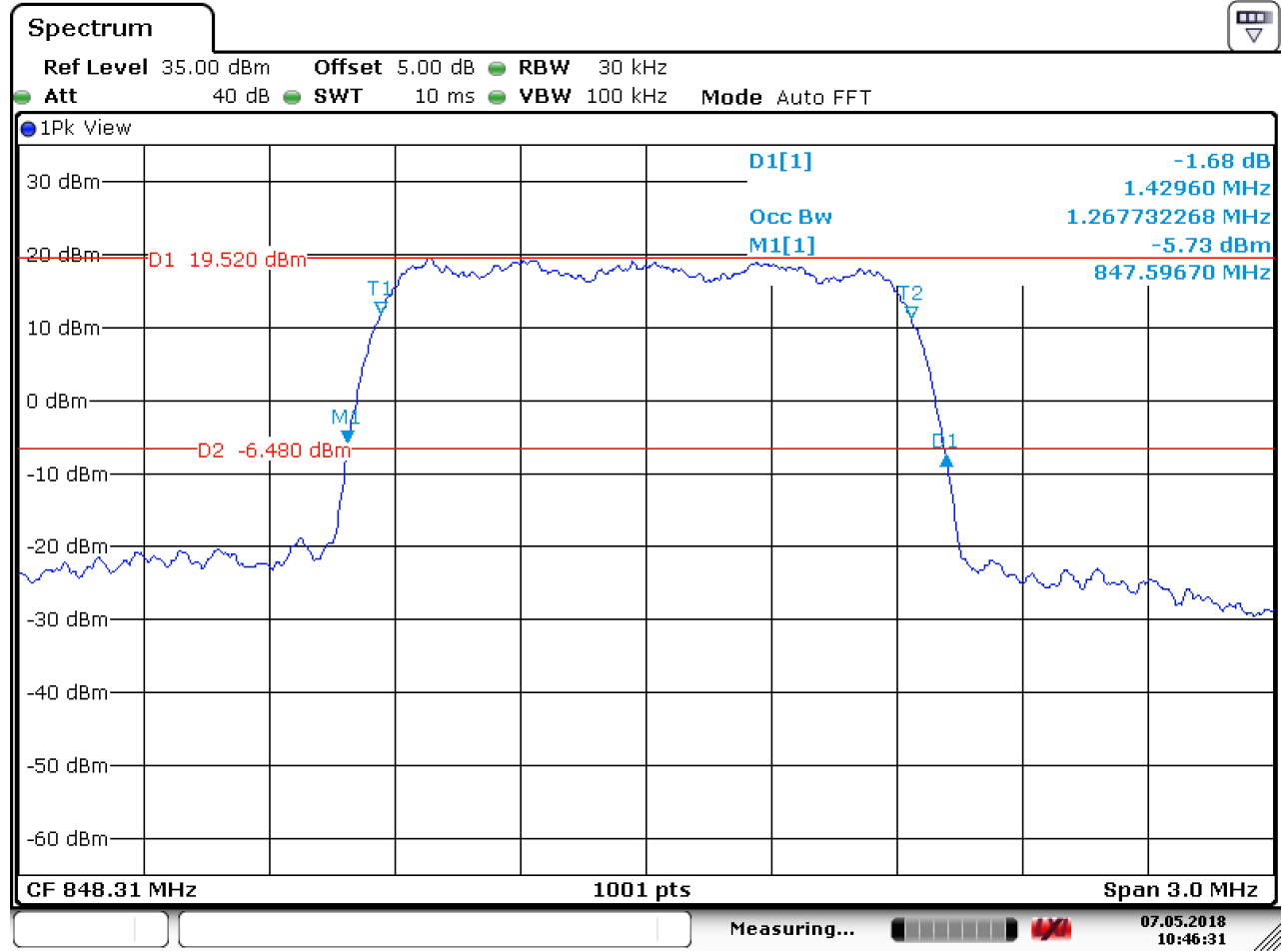


4.2.1.1.2 Test Channel = MCH



Date: 7.MAY.2018 10:42:47

4.2.1.1.3 Test Channel = HCH

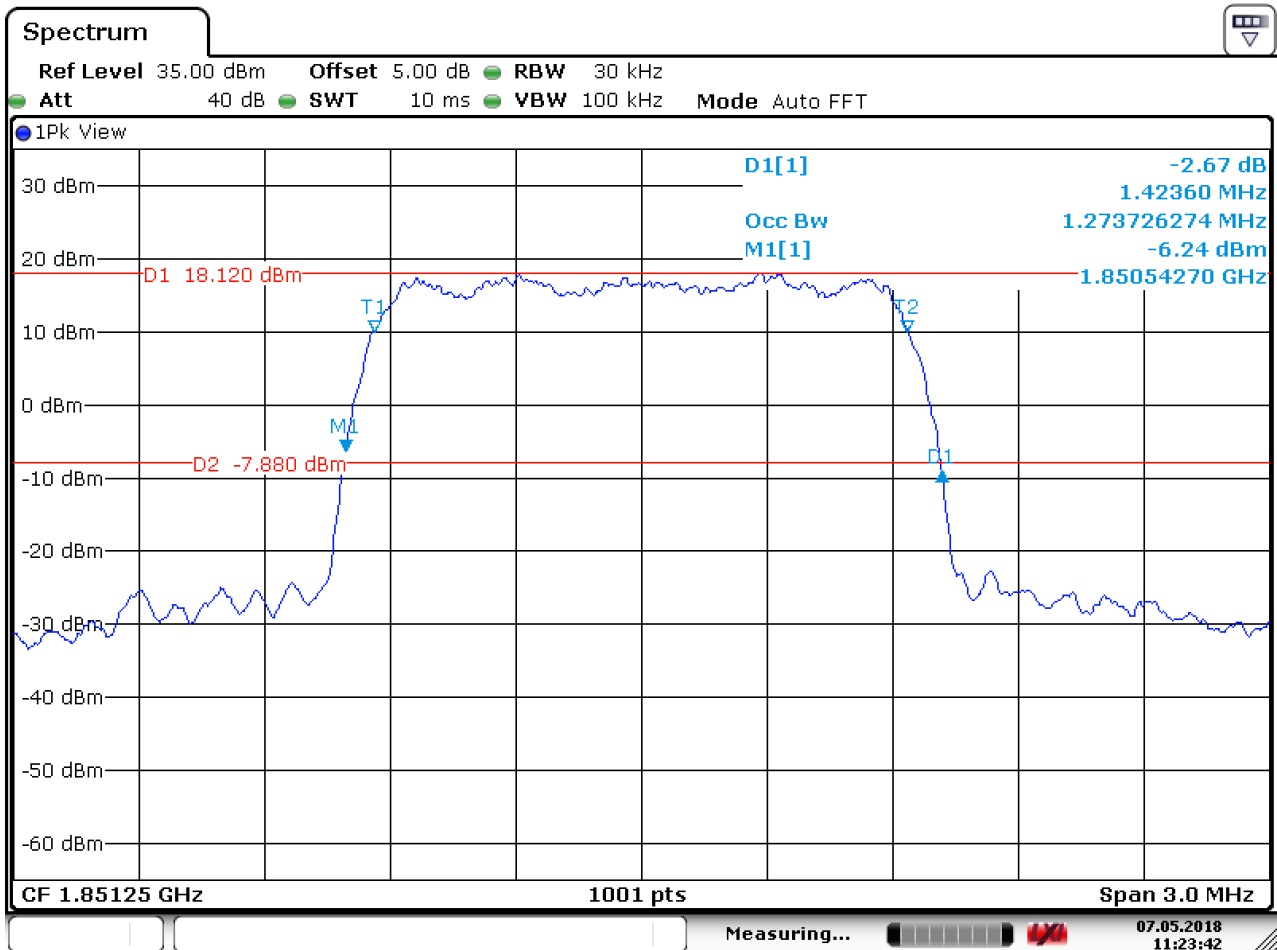


Date: 7.MAY.2018 10:46:32

4.2.2 Test Band = EVDO BC1

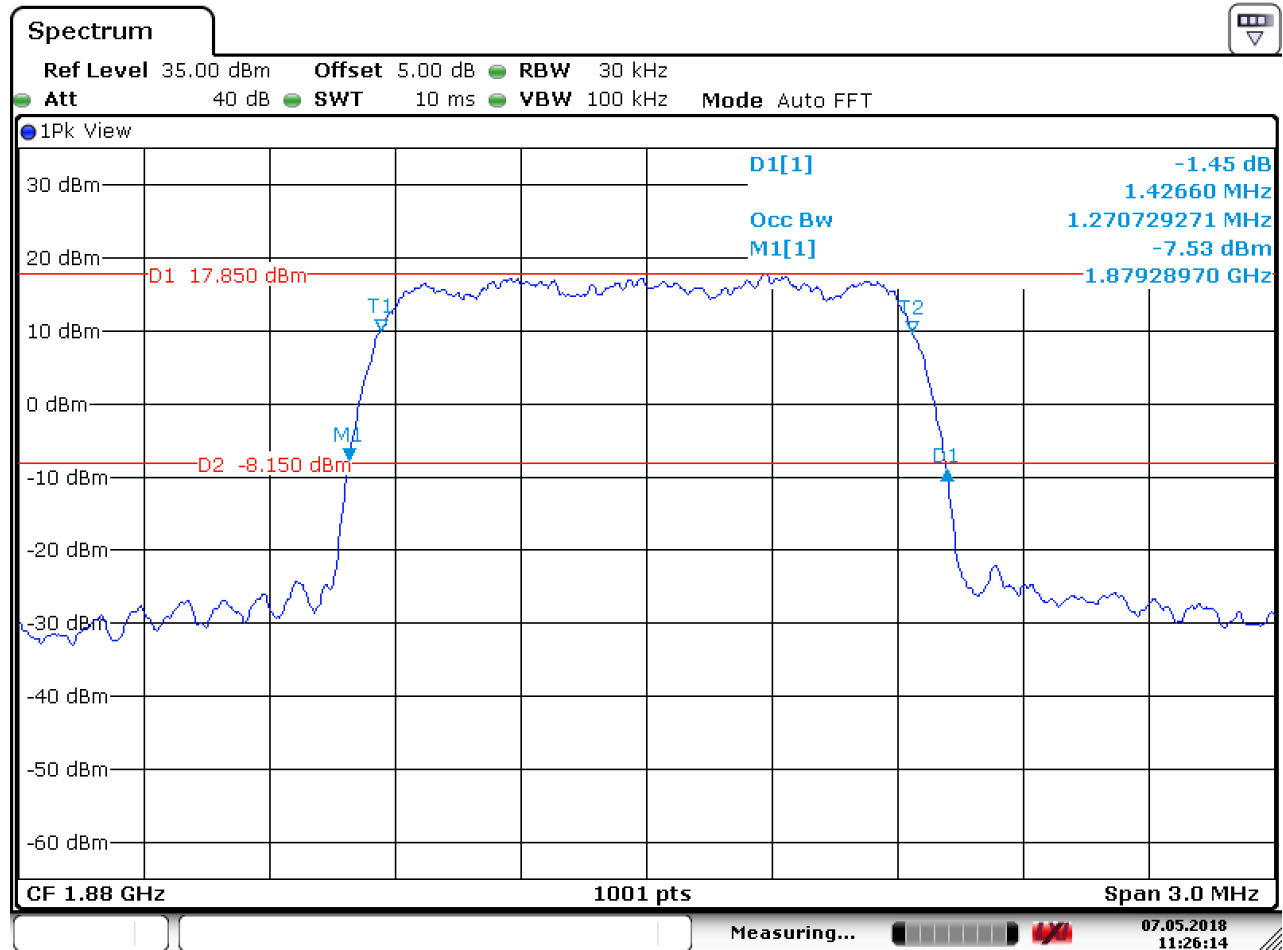
4.2.2.1 Test Mode = EVDO /TM1

4.2.2.1.1 Test Channel = LCH



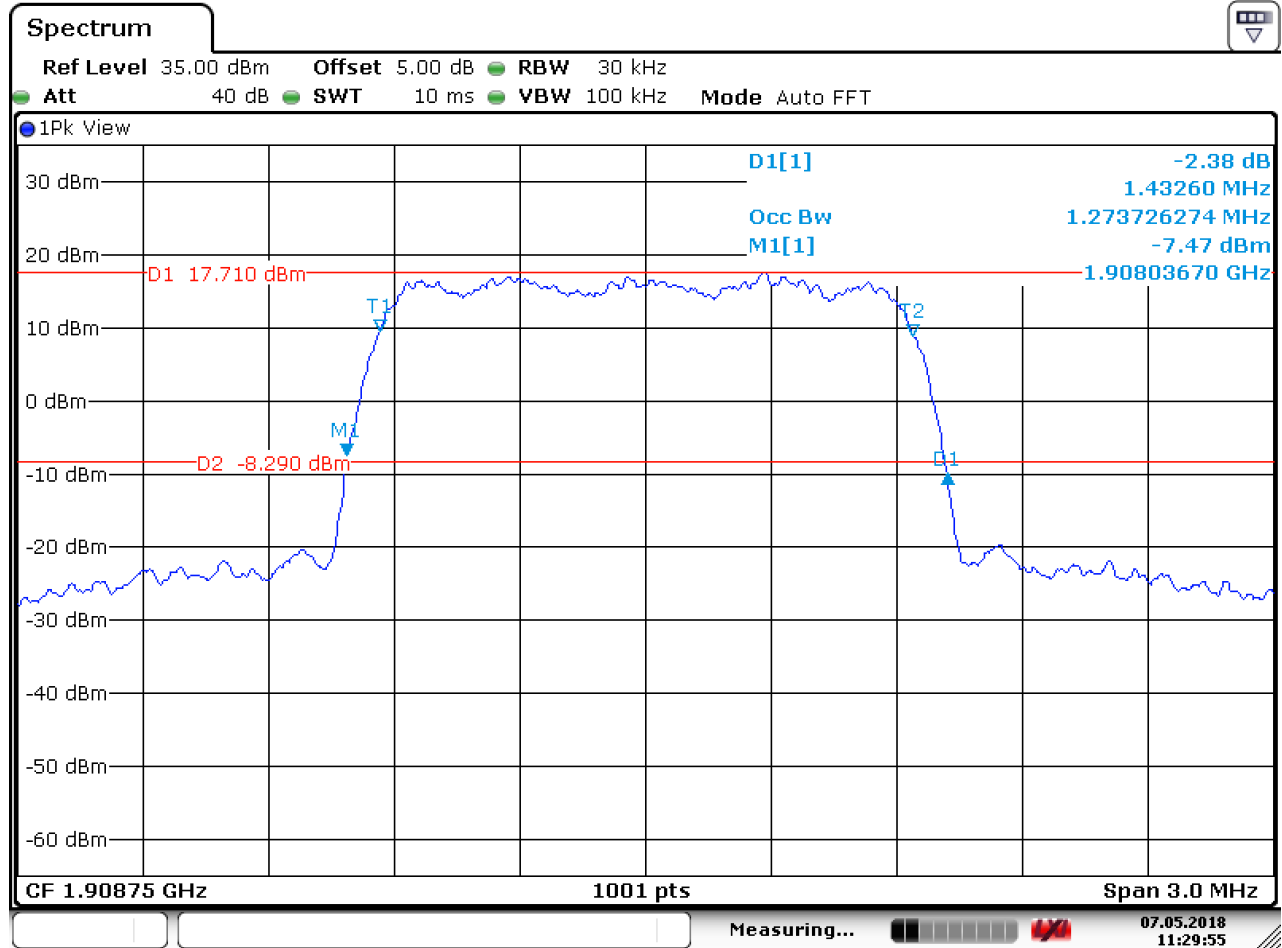
Date: 7.MAY.2018 11:23:43

4.2.2.1.2 Test Channel = MCH



Date: 7.MAY.2018 11:26:15

4.2.2.1.3 Test Channel = HCH



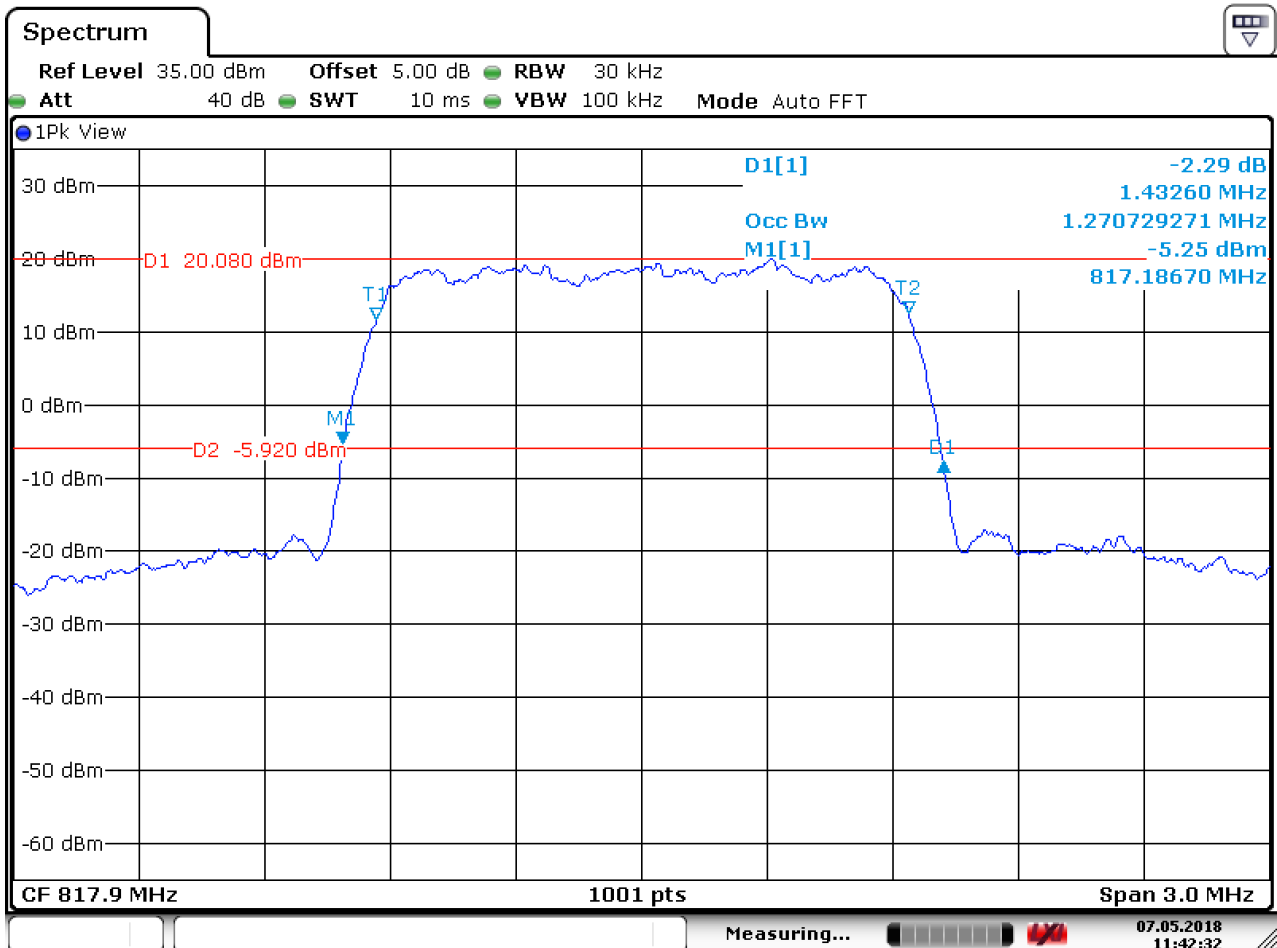
Date: 7.MAY.2018 11:29:56



4.2.3 Test Band = EVDO BC10

4.2.3.1 Test Mode = EVDO /TM1

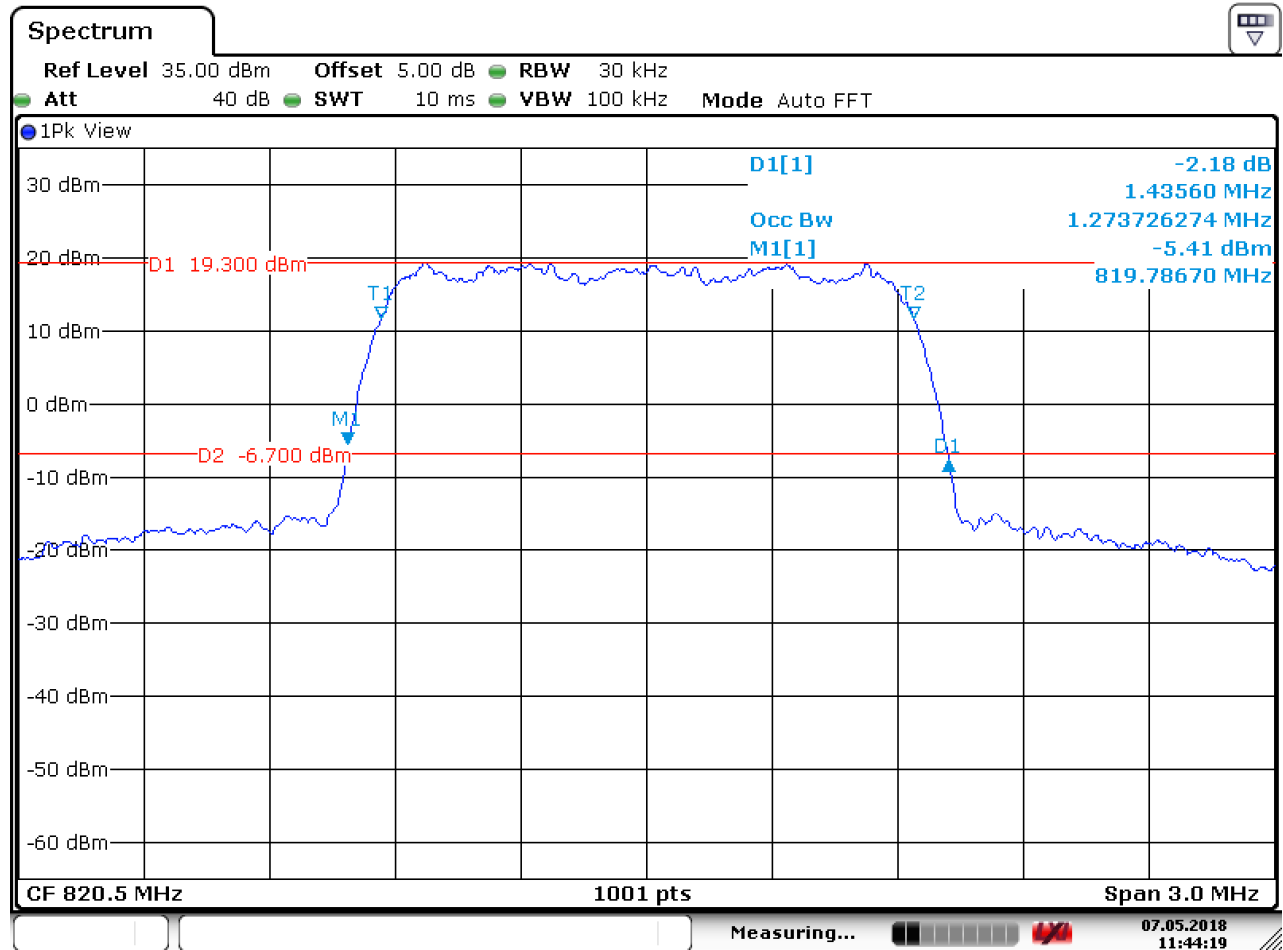
4.2.3.1.1 Test Channel = LCH



Date: 7.MAY.2018 11:42:33



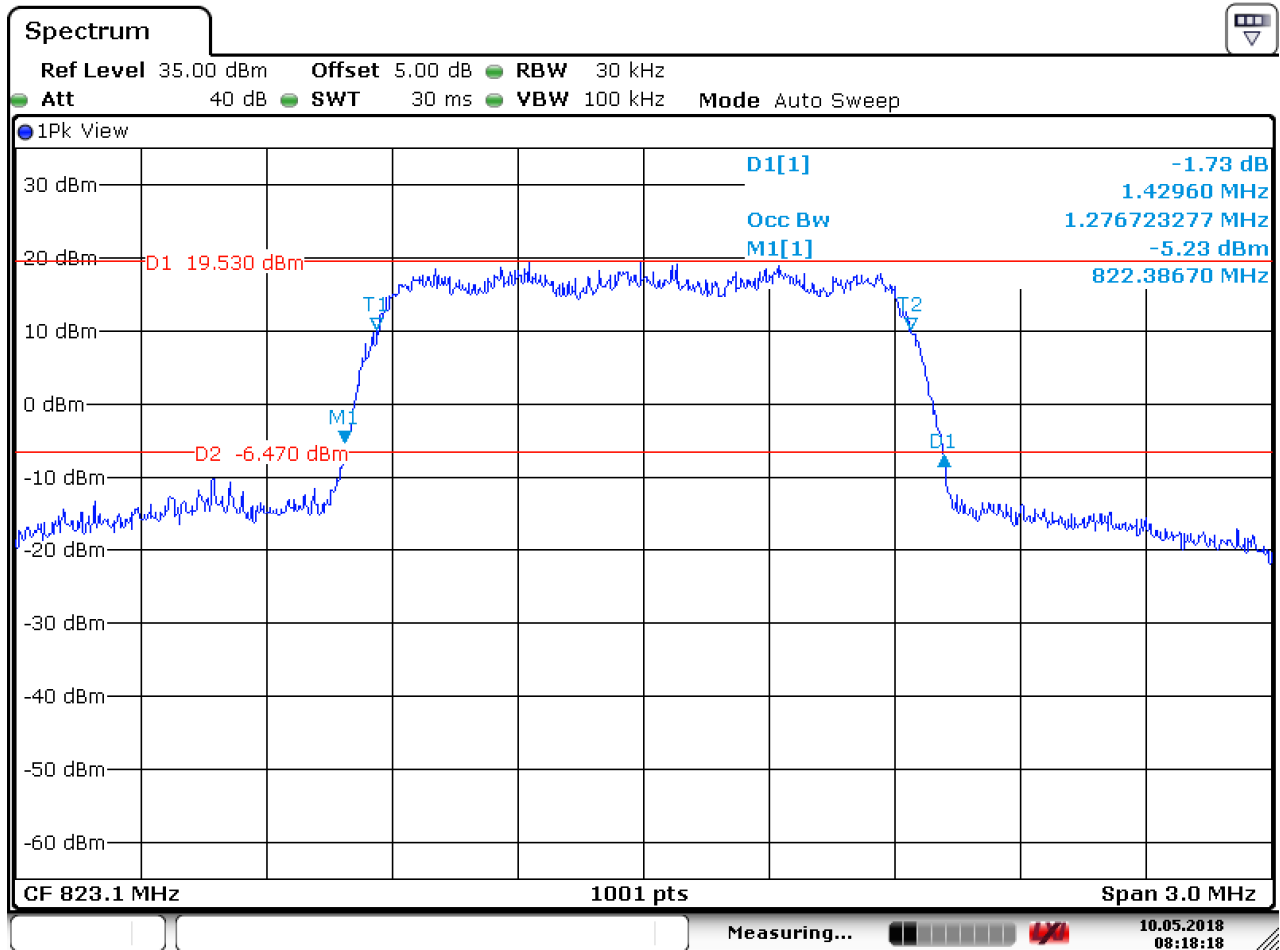
4.2.3.1.2 Test Channel = MCH



Date: 7.MAY.2018 11:44:19



4.2.3.1.3 Test Channel = HCH



Date: 10.MAY.2018 08:18:18

5 Band Edges Compliance

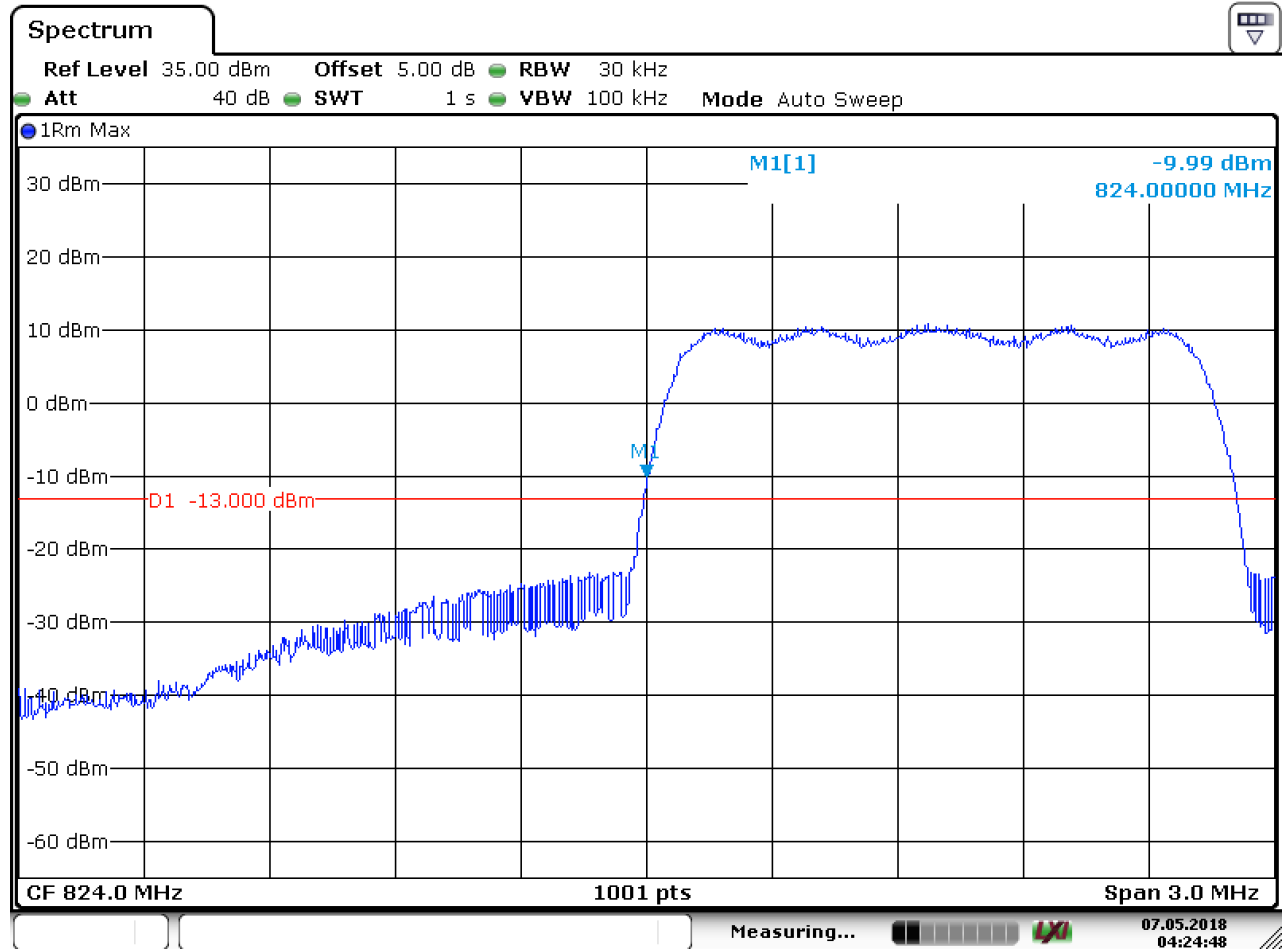
Part I - Test Plots

5.1 For CDMA

5.1.1 Test Band = CDMA BC0

5.1.1.1 Test Mode = CDMA /TM1

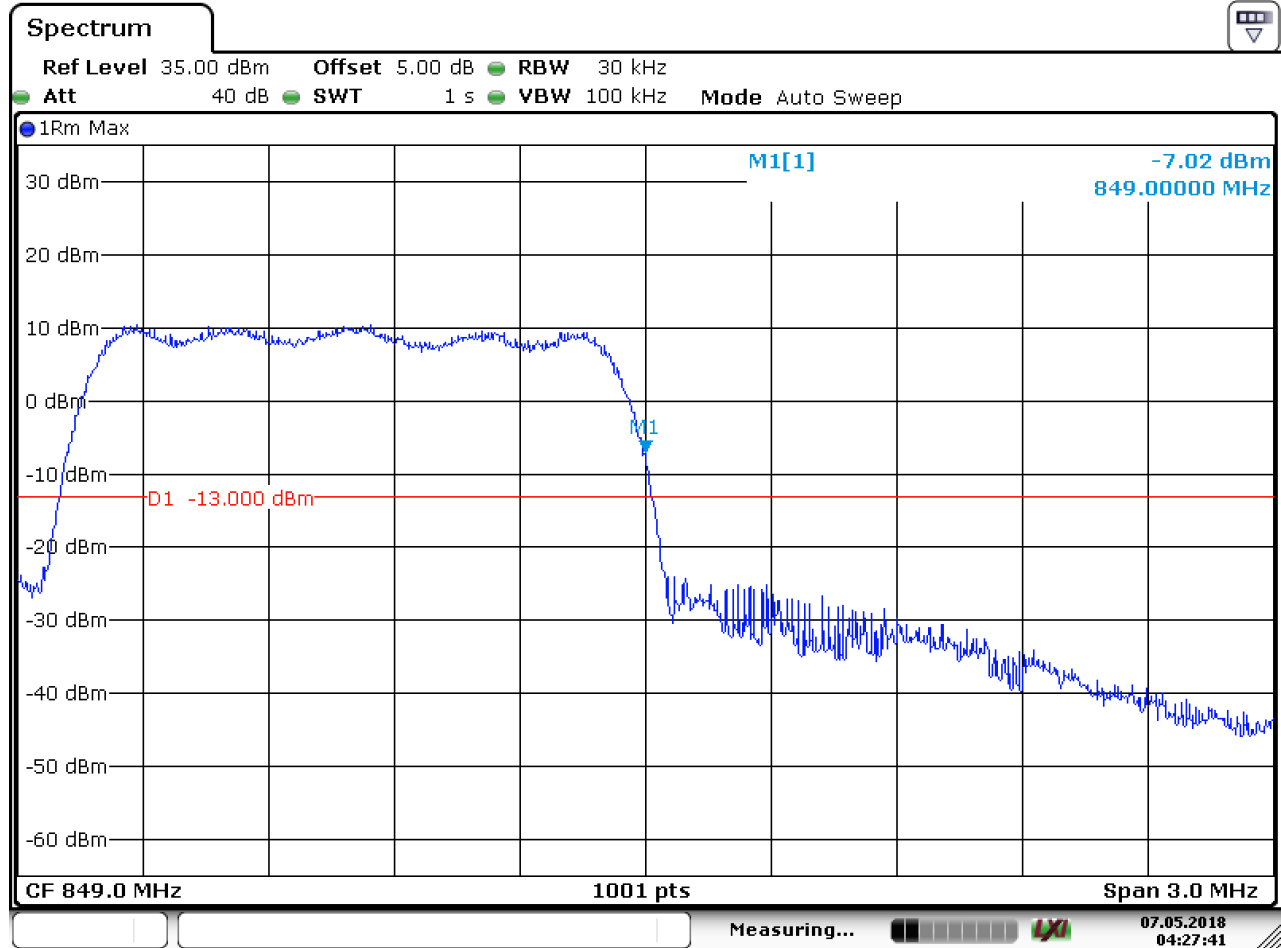
5.1.1.1.1 Test Channel = LCH



Date: 7.MAY.2018 04:24:48



5.1.1.1.2 Test Channel = HCH



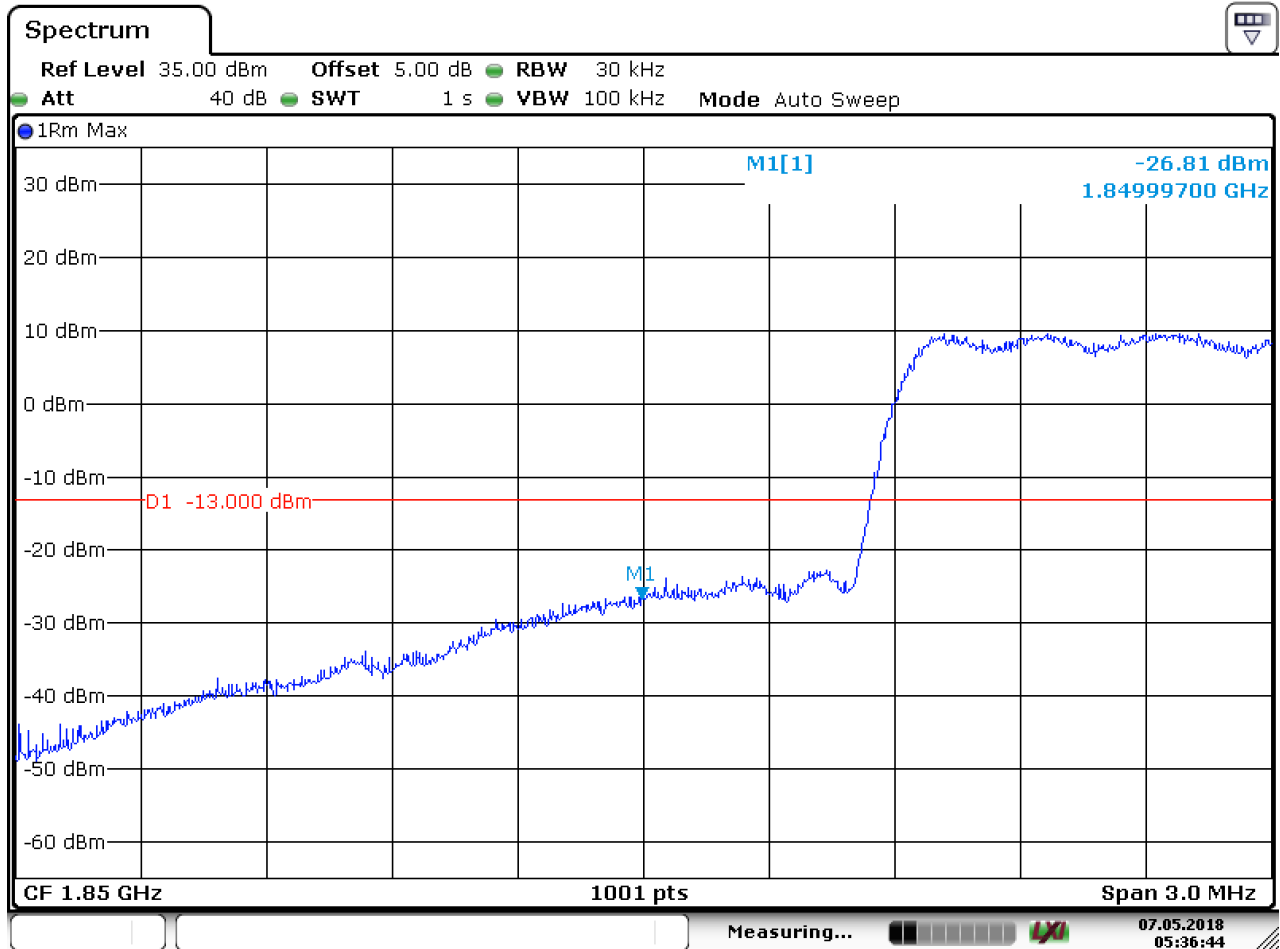
Date: 7.MAY.2018 04:27:41



5.1.2 Test Band = CDMA BC1

5.1.2.1 Test Mode = CDMA /TM1

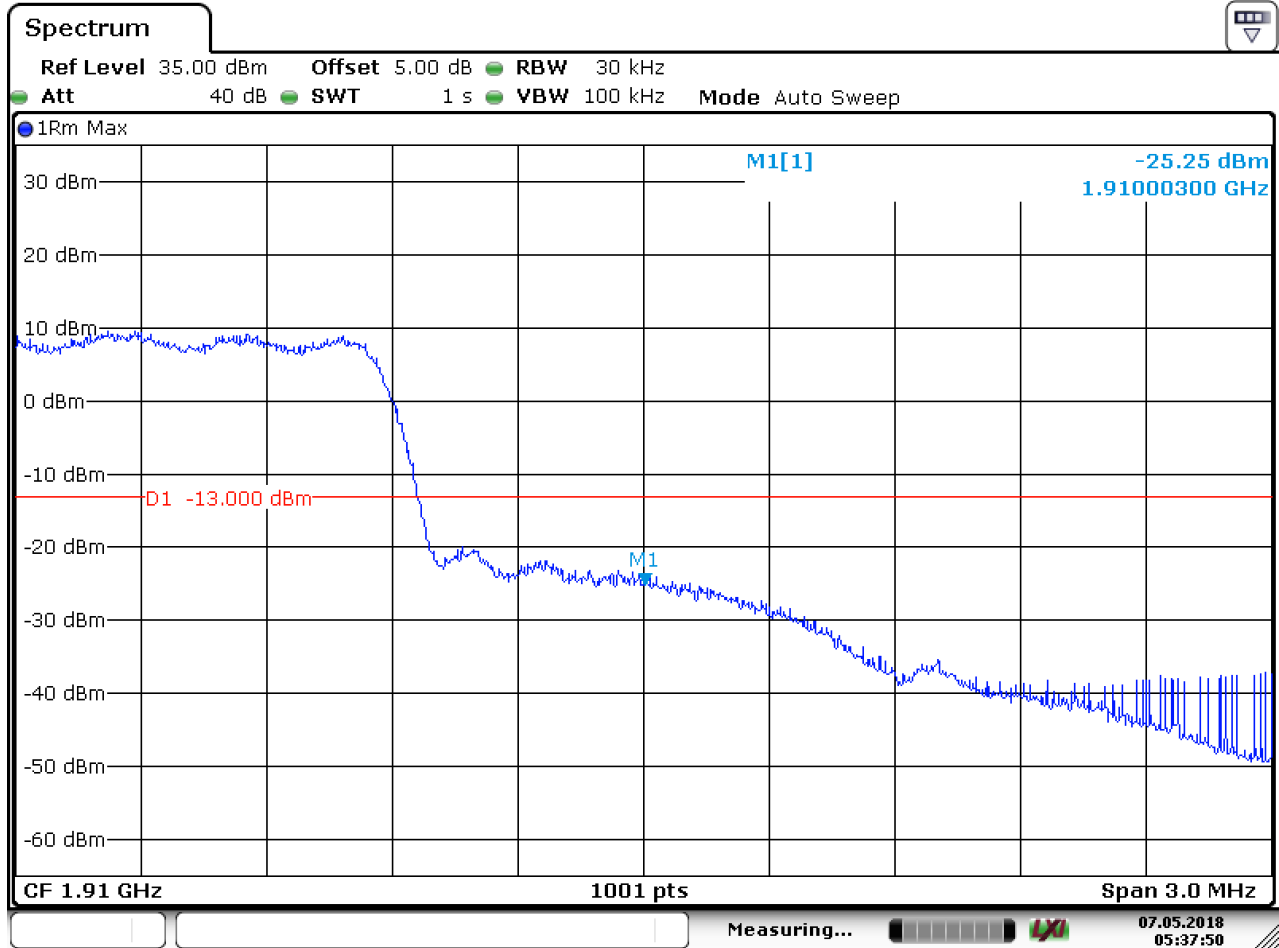
5.1.2.1.1 Test Channel = LCH



Date: 7.MAY.2018 05:36:44



5.1.2.1.2 Test Channel = HCH



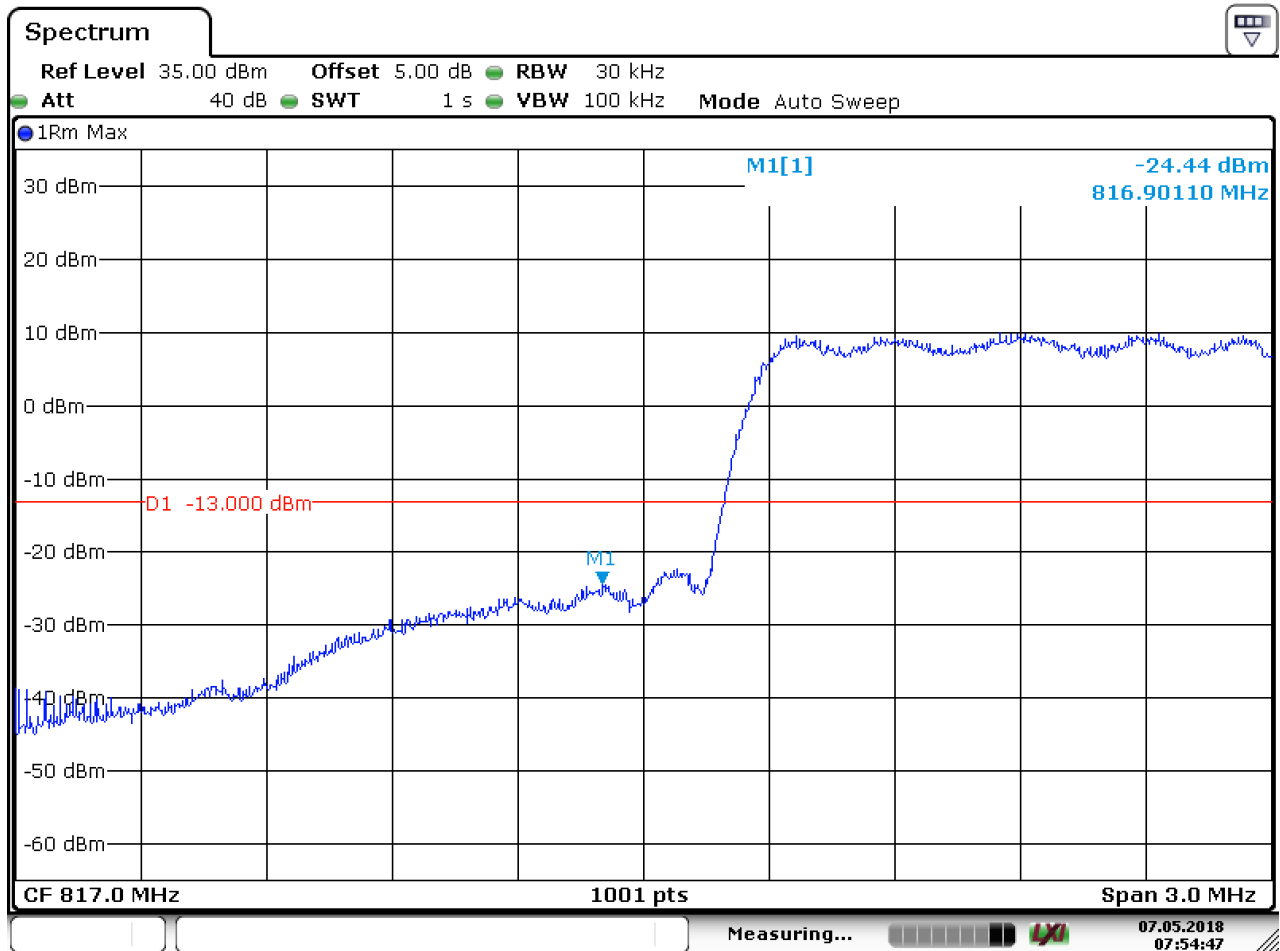
Date: 7.MAY.2018 05:37:51



5.1.3 Test Band = CDMA BC10

5.1.3.1 Test Mode = CDMA /TM1

5.1.3.1.1 Test Channel = LCH



Date: 7.MAY.2018 07:54:48



5.1.3.1.2 Test Channel = HCH



Date: 7.MAY.2018 07:54:25

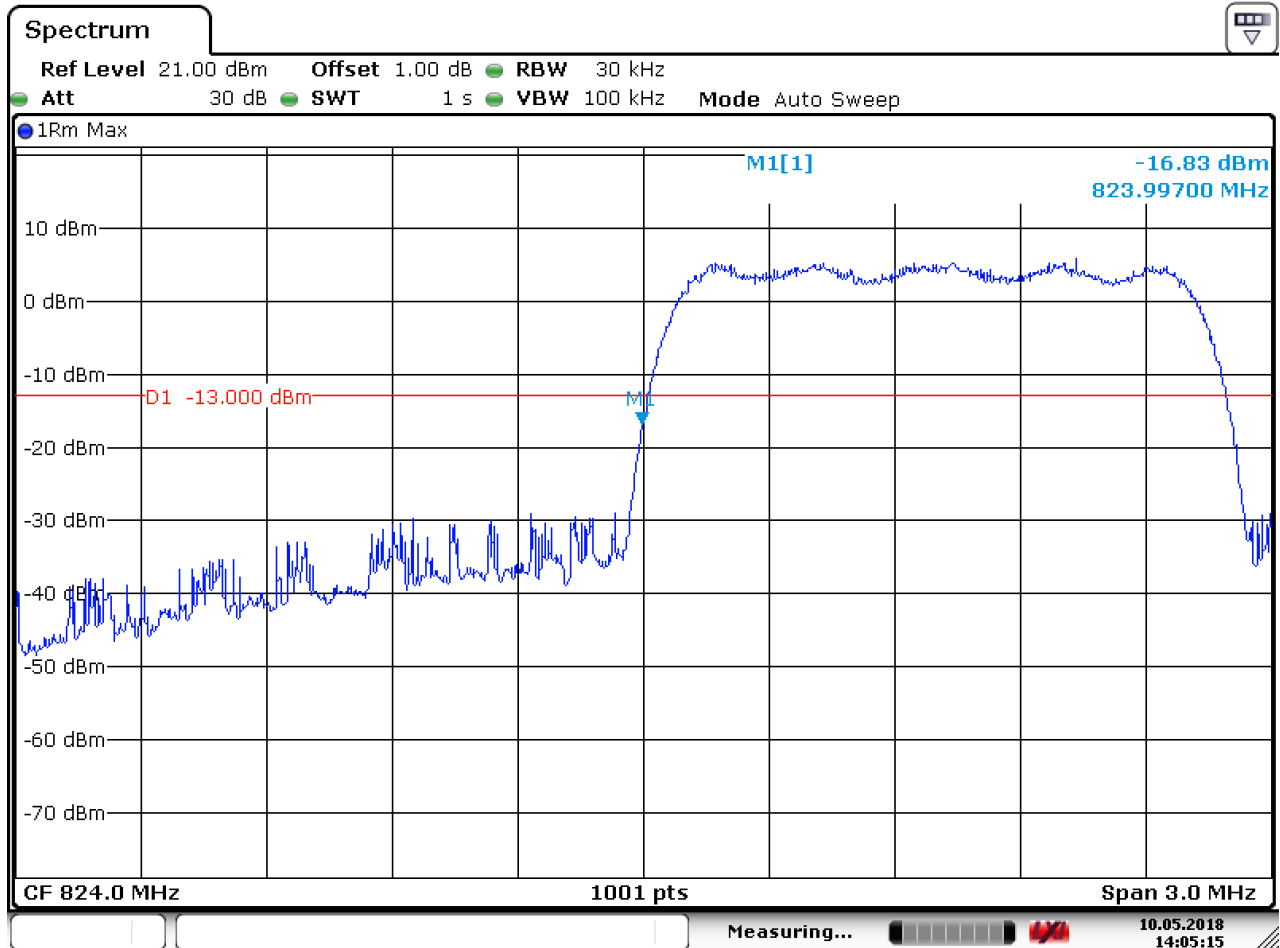


5.2 For EVDO

5.2.1 Test Band = EVDO BC0

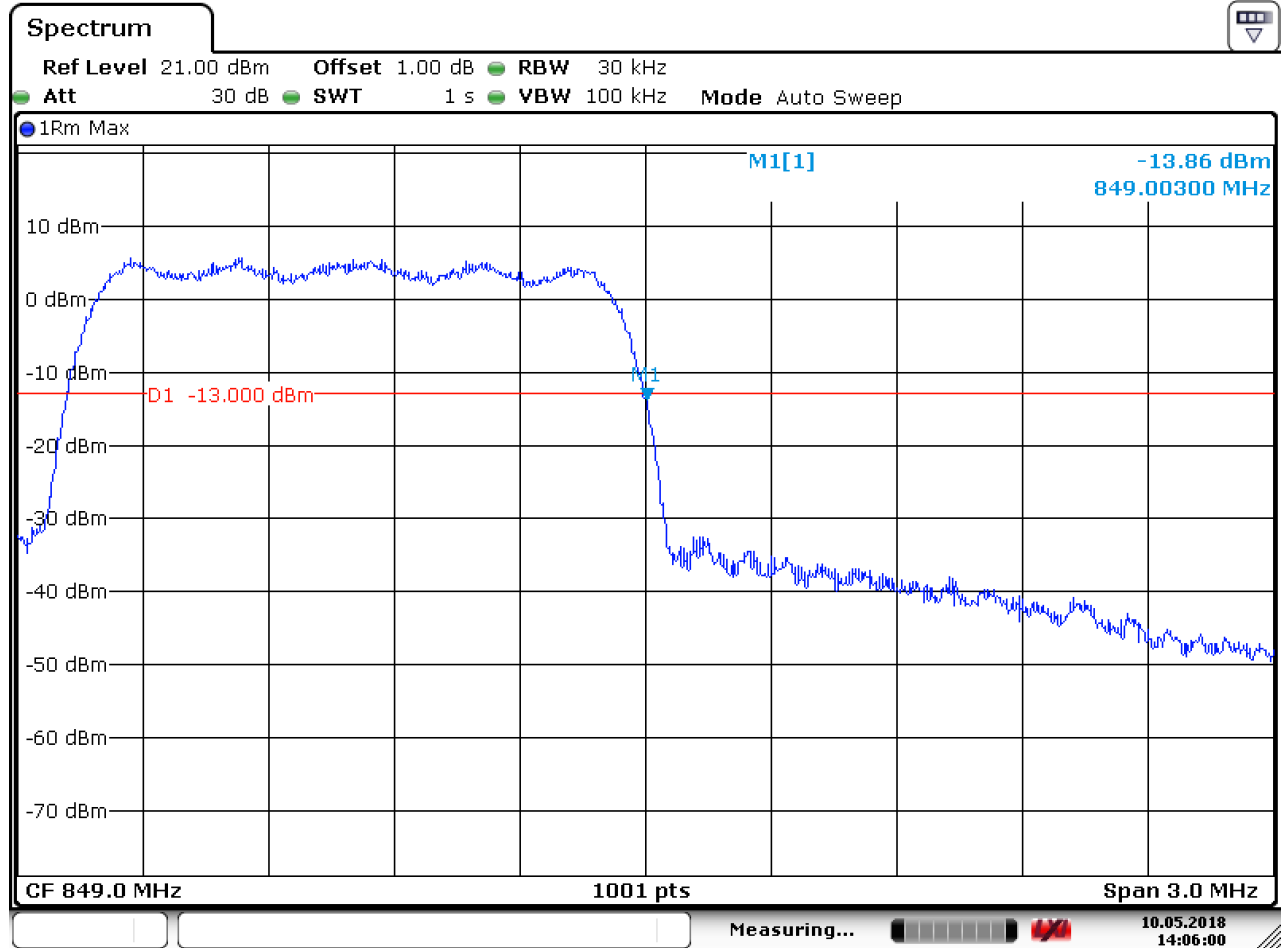
5.2.1.1 Test Mode = EVDO /TM1

5.2.1.1.1 Test Channel = LCH



Date: 10.MAY.2018 14:05:15

5.2.1.1.2 Test Channel = HCH



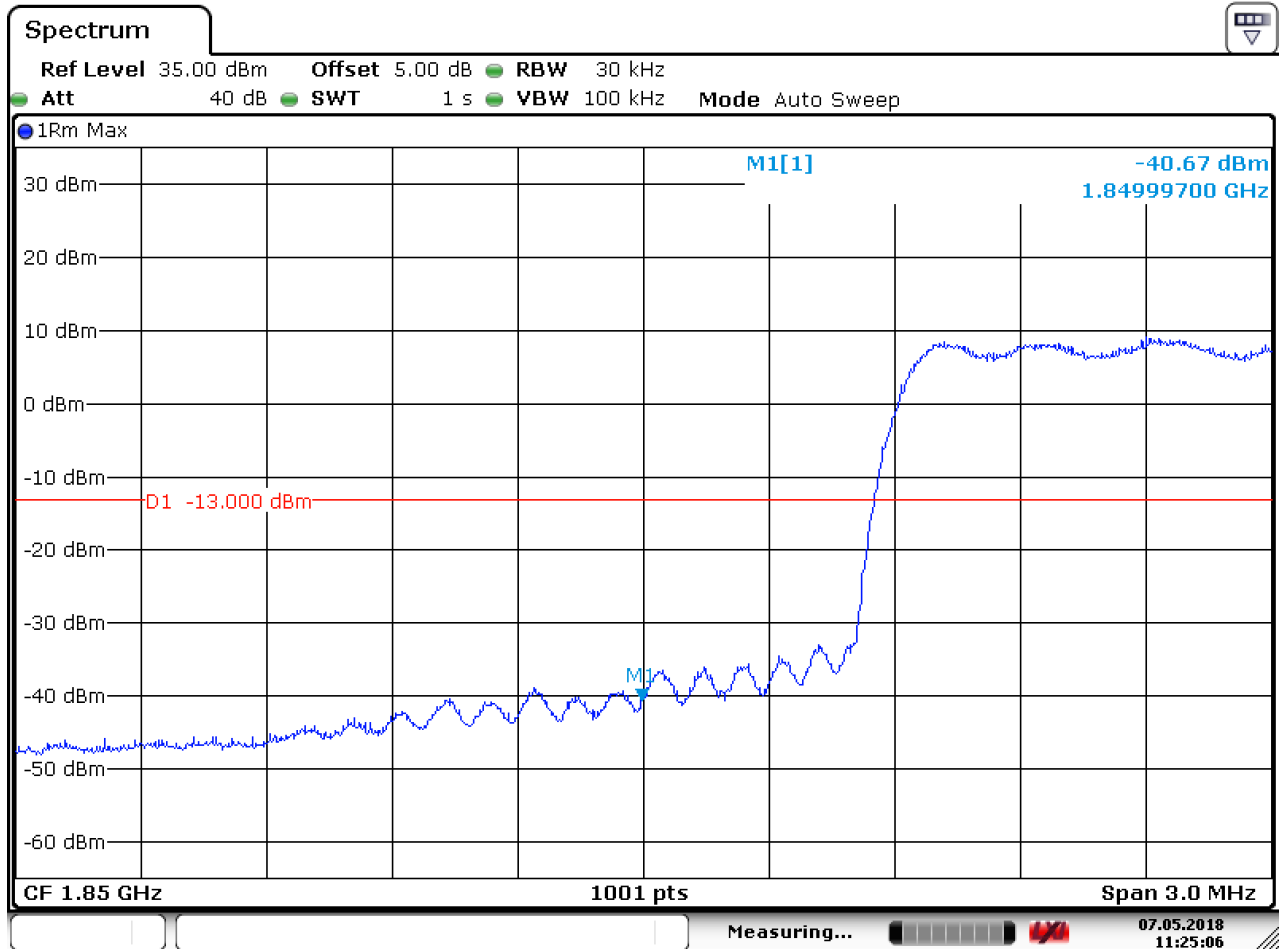
Date: 10.MAY.2018 14:06:00



5.2.2 Test Band = EVDO BC1

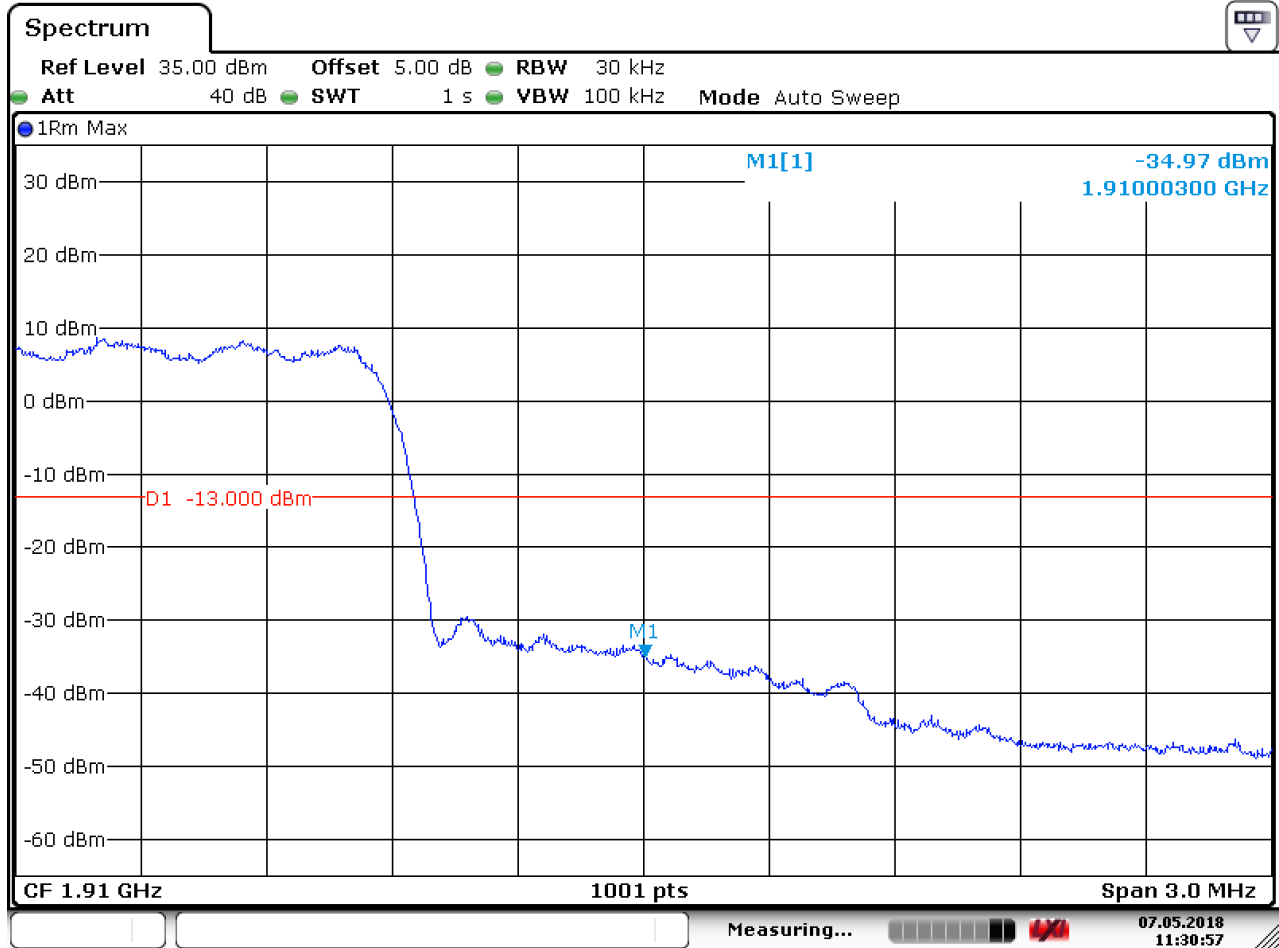
5.2.2.1 Test Mode = EVDO /TM1

5.2.2.1.1 Test Channel = LCH



Date: 7.MAY.2018 11:25:07

5.2.2.1.2 Test Channel = HCH



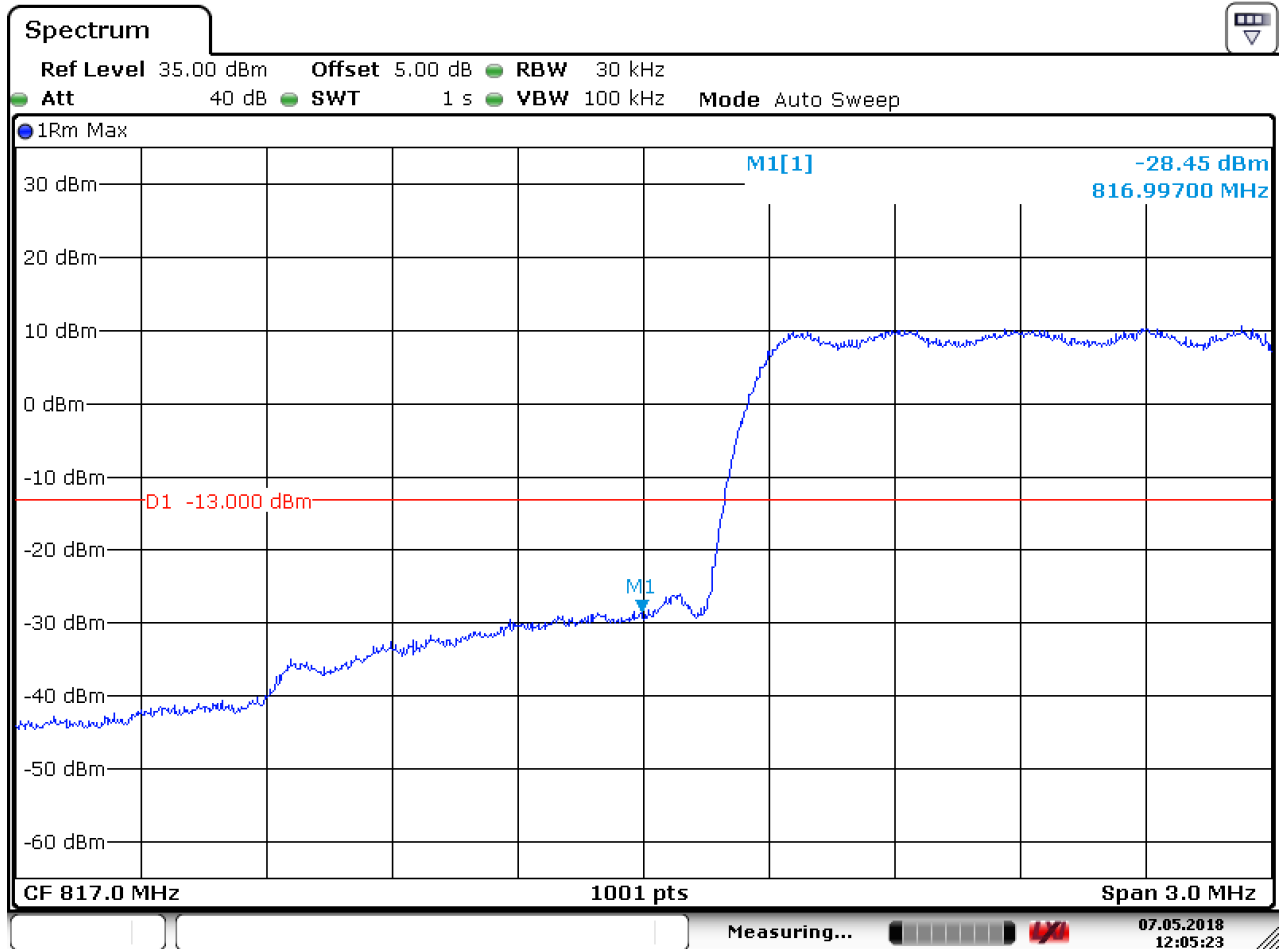
Date: 7.MAY.2018 11:30:57



5.2.3 Test Band = EVDO BC10

5.2.3.1 Test Mode = EVDO /TM1

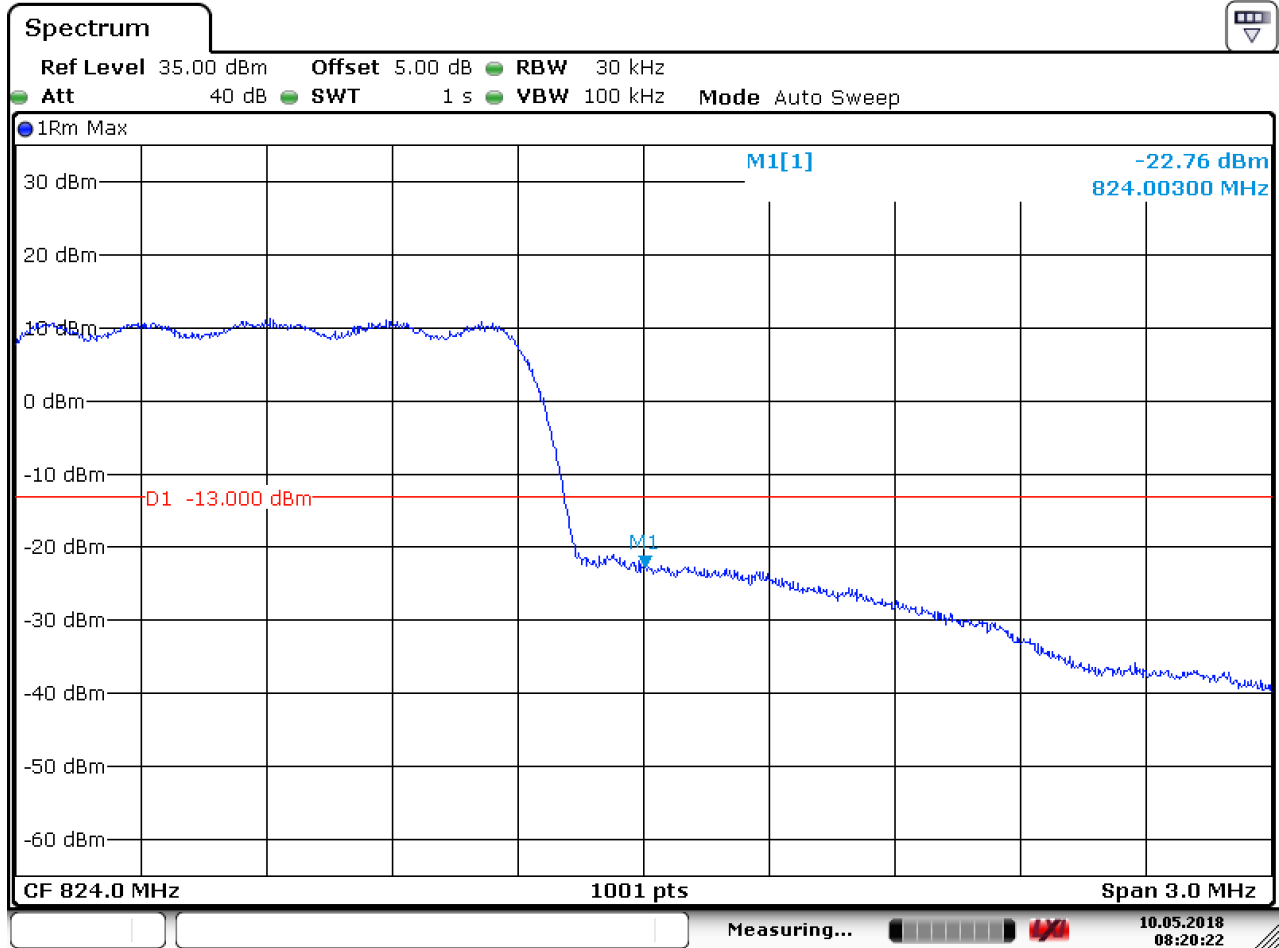
5.2.3.1.1 Test Channel = LCH



Date: 7.MAY.2018 12:05:23



5.2.3.1.2 Test Channel = HCH



Date: 10.MAY.2018 08:20:22

6 Spurious Emission at Antenna Terminal

NOTE: For the averaged unwanted emissions measurements, the measurement points in each sweep is greater than twice the Span/RBW in order to ensure bin-to-bin spacing of $< RBW/2$ so that narrowband signals are not lost between frequency bins. As to the present test item, the "Measurement Points = $k * (Span / RBW)$ " with k between 4 and 5, which results in an acceptable level error of less than 0.5 dB.

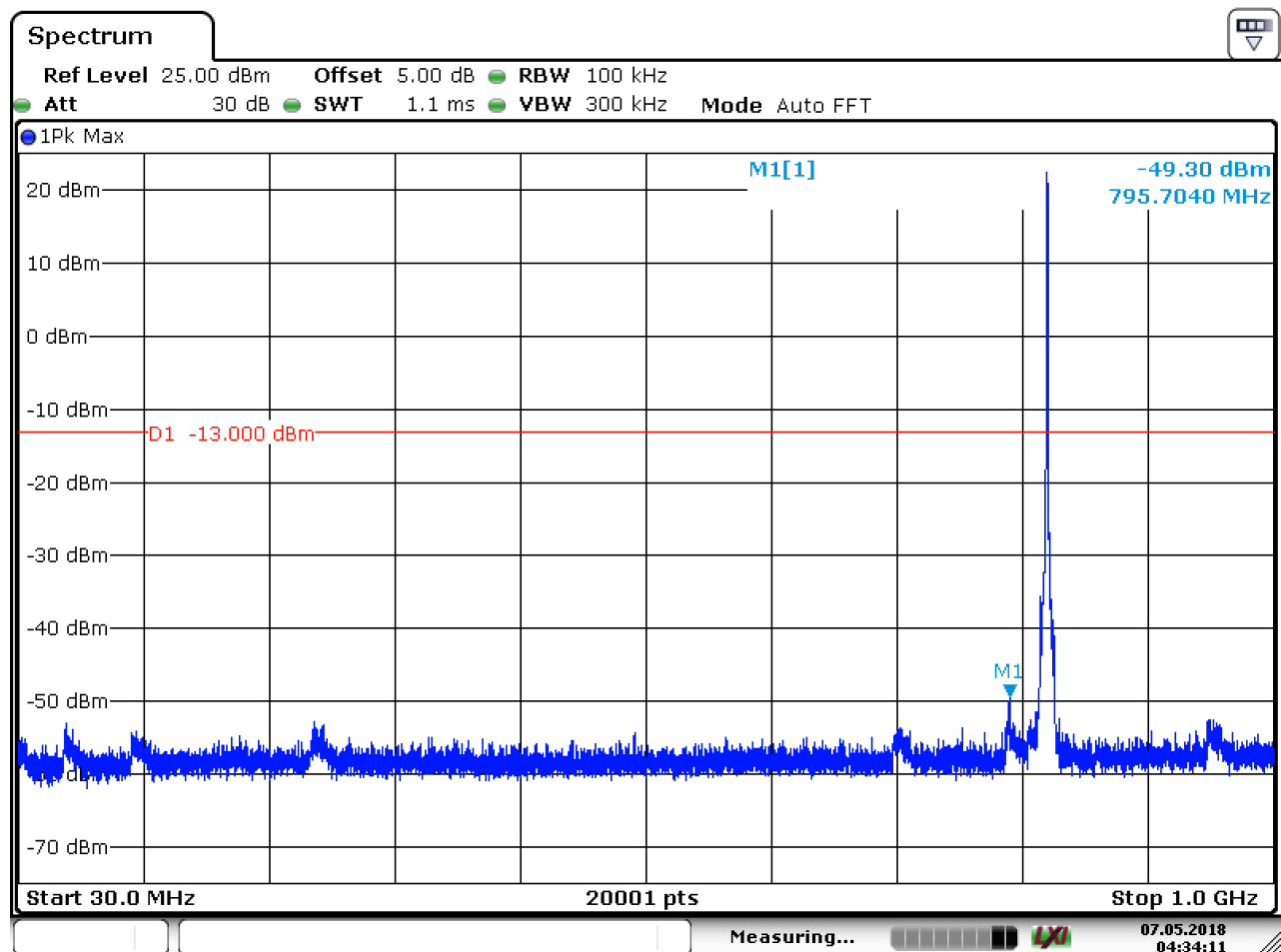
Part I - Test Plots

6.1 For CDMA

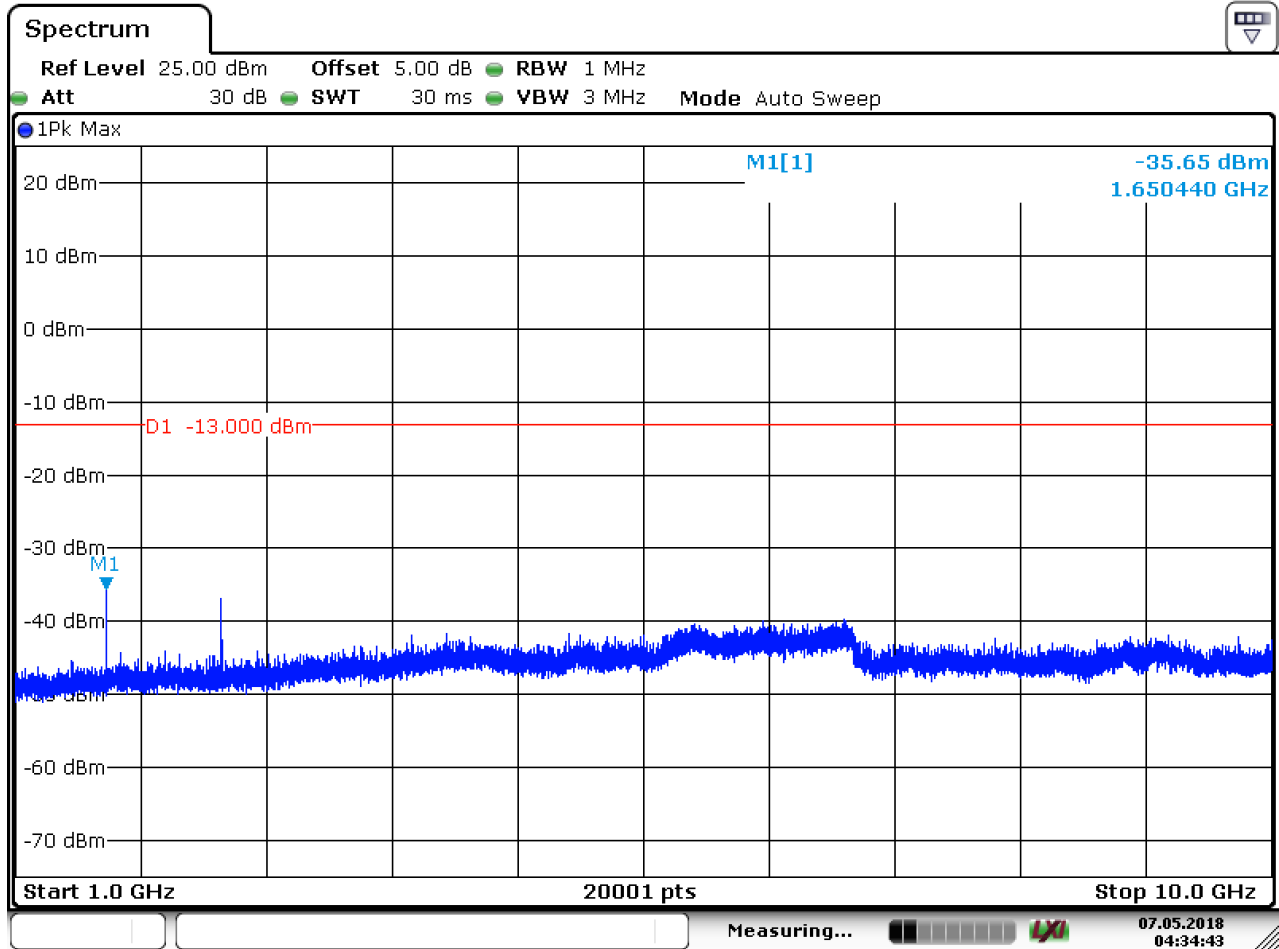
6.1.1 Test Band = CDMA BC0

6.1.1.1 Test Mode = CDMA /TM1

6.1.1.1.1 Test Channel = LCH



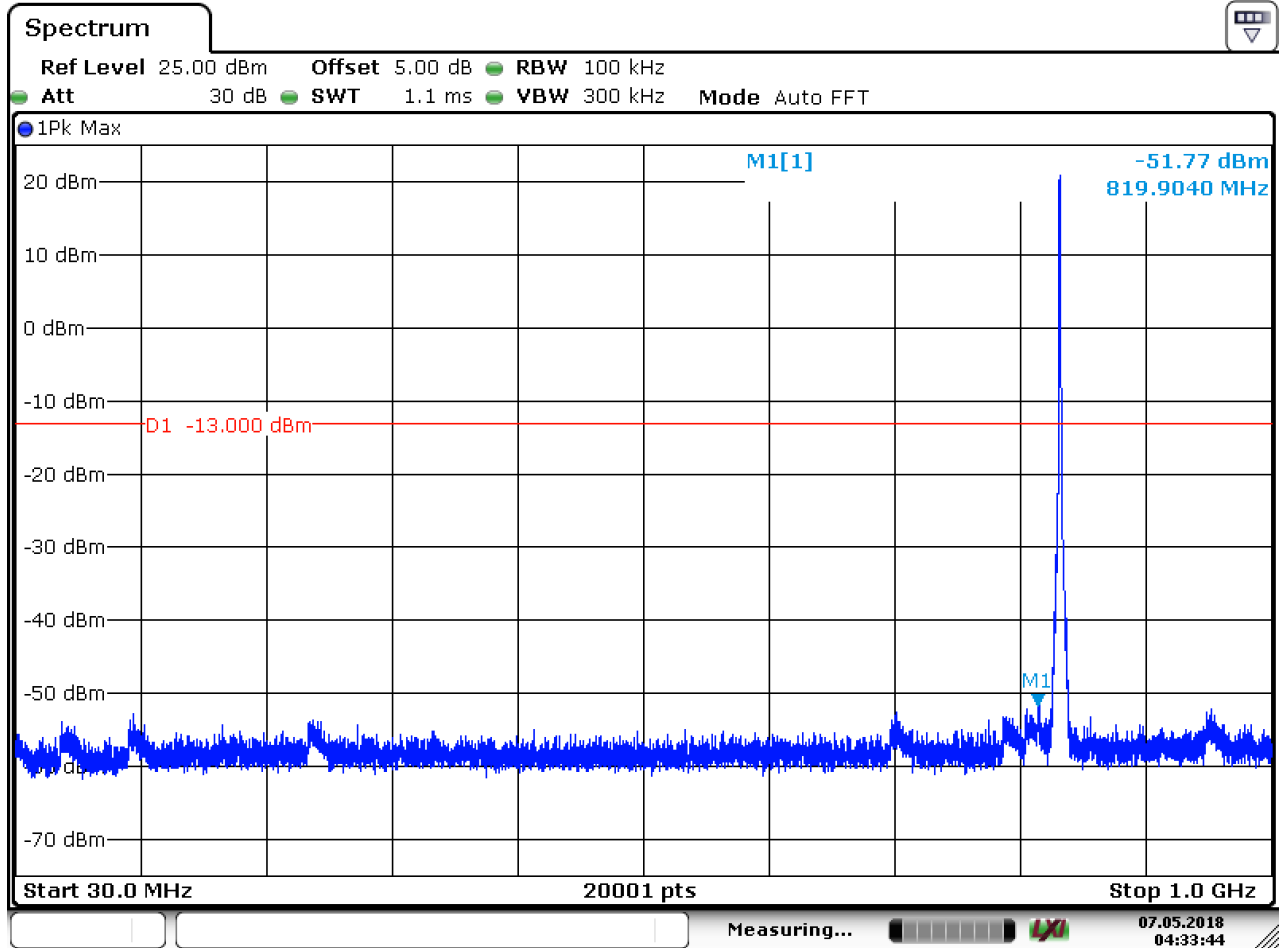
Date: 7.MAY.2018 04:34:11



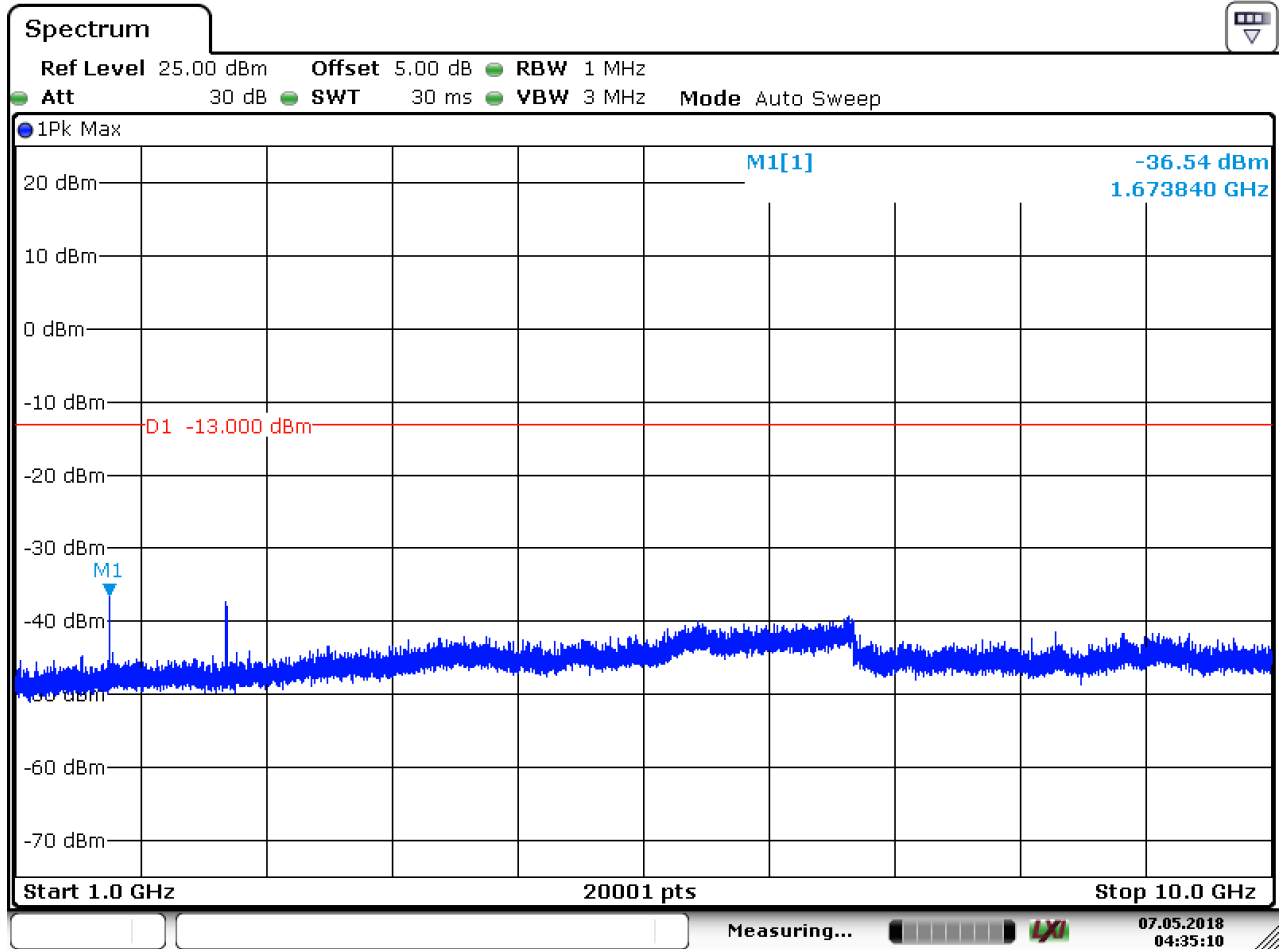
Date: 7.MAY.2018 04:34:43



6.1.1.1.2 Test Channel = MCH



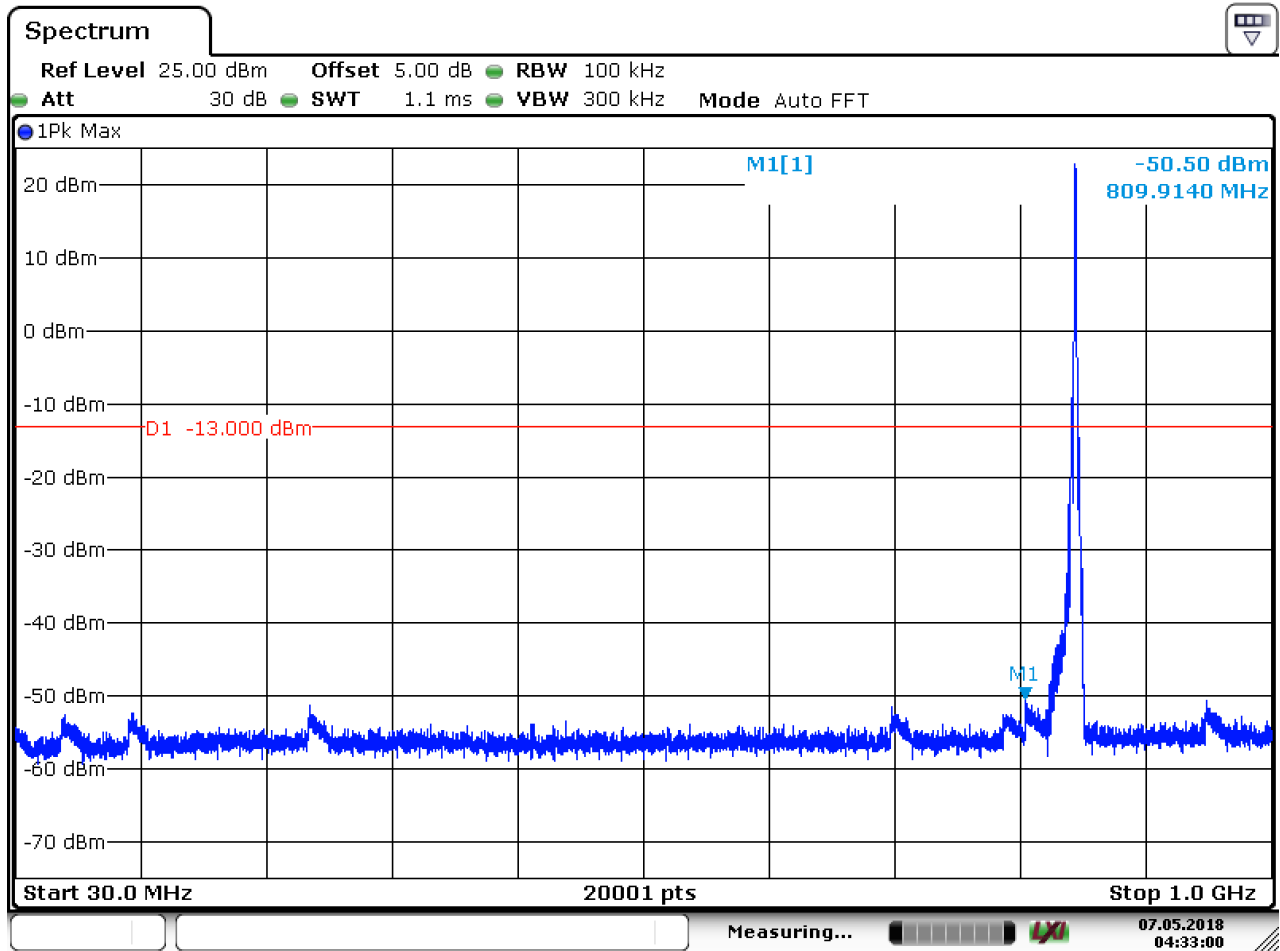
Date: 7.MAY.2018 04:33:44



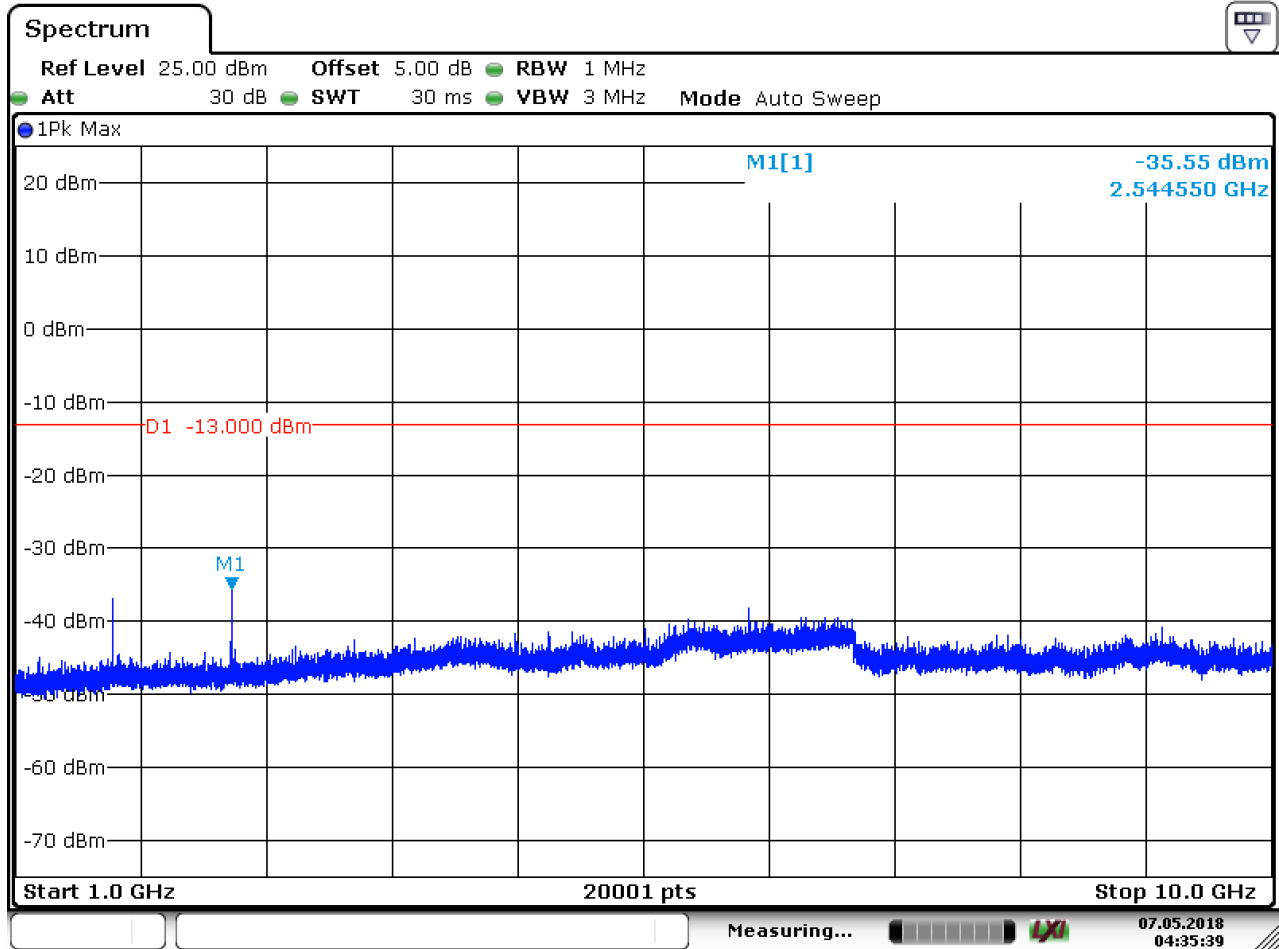
Date: 7.MAY.2018 04:35:10



6.1.1.1.3 Test Channel = HCH



Date: 7.MAY.2018 04:33:01



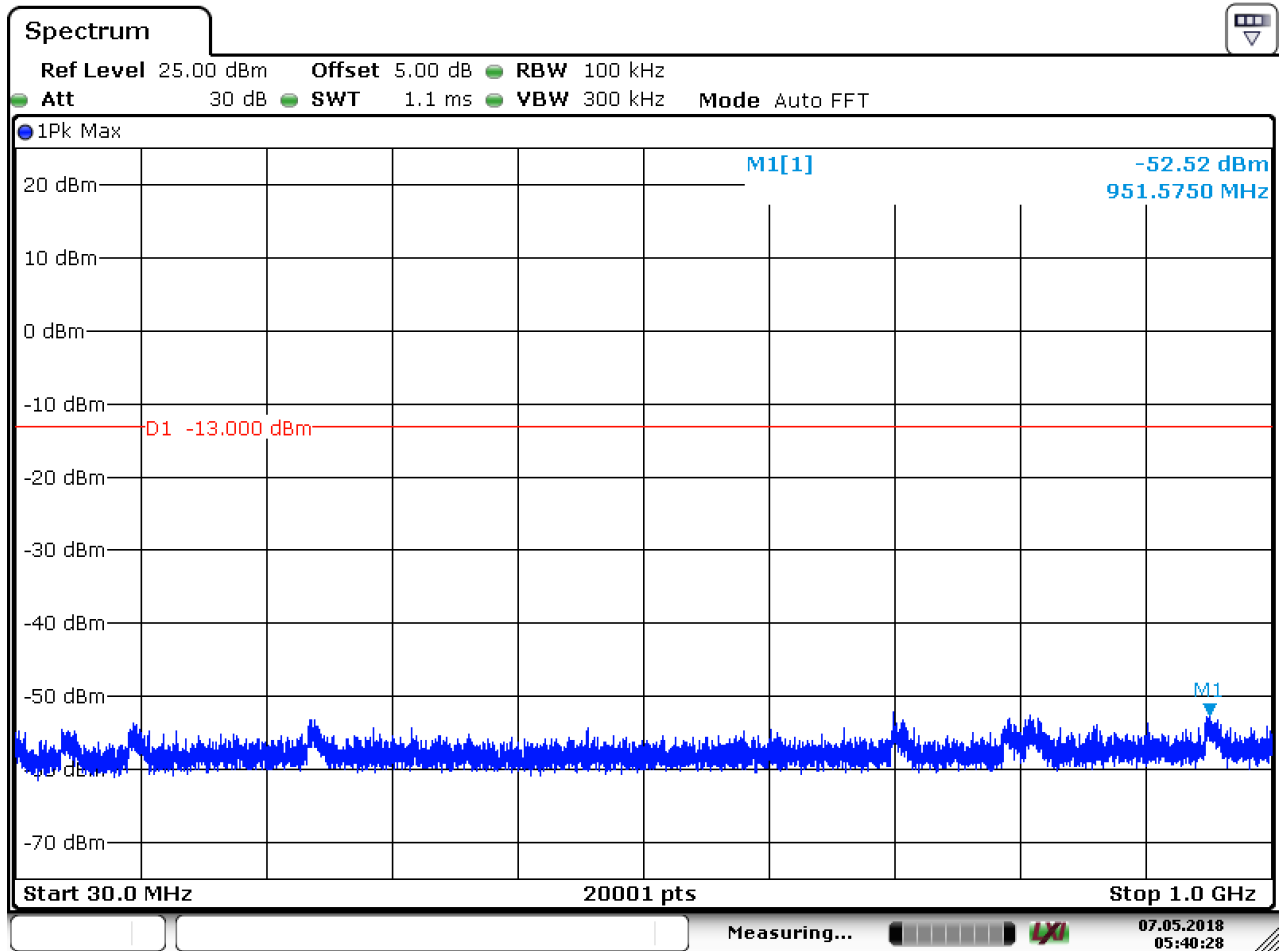
Date: 7.MAY.2018 04:35:40



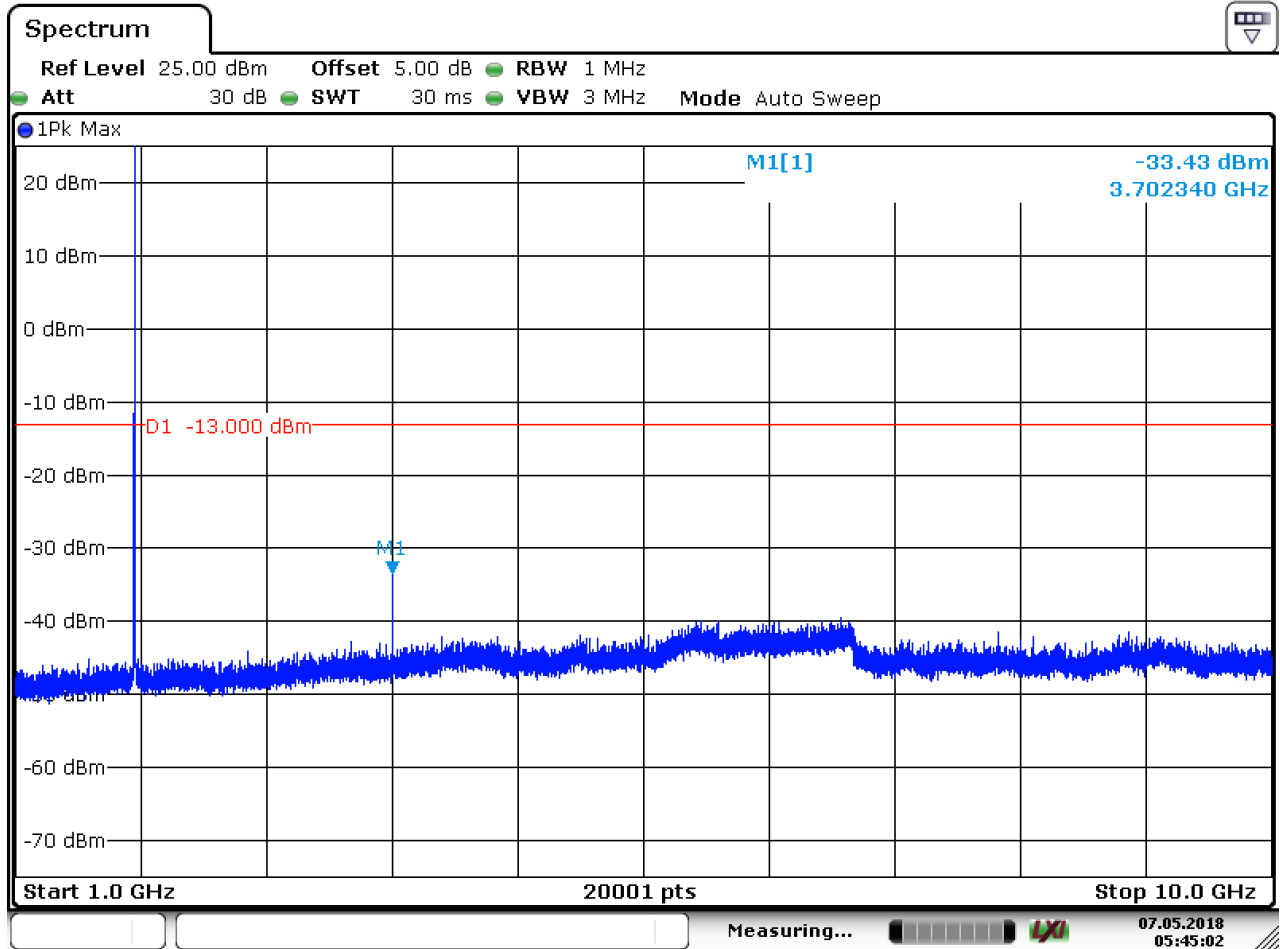
6.1.2 Test Band = CDMA BC1

6.1.2.1 Test Mode = CDMA /TM1

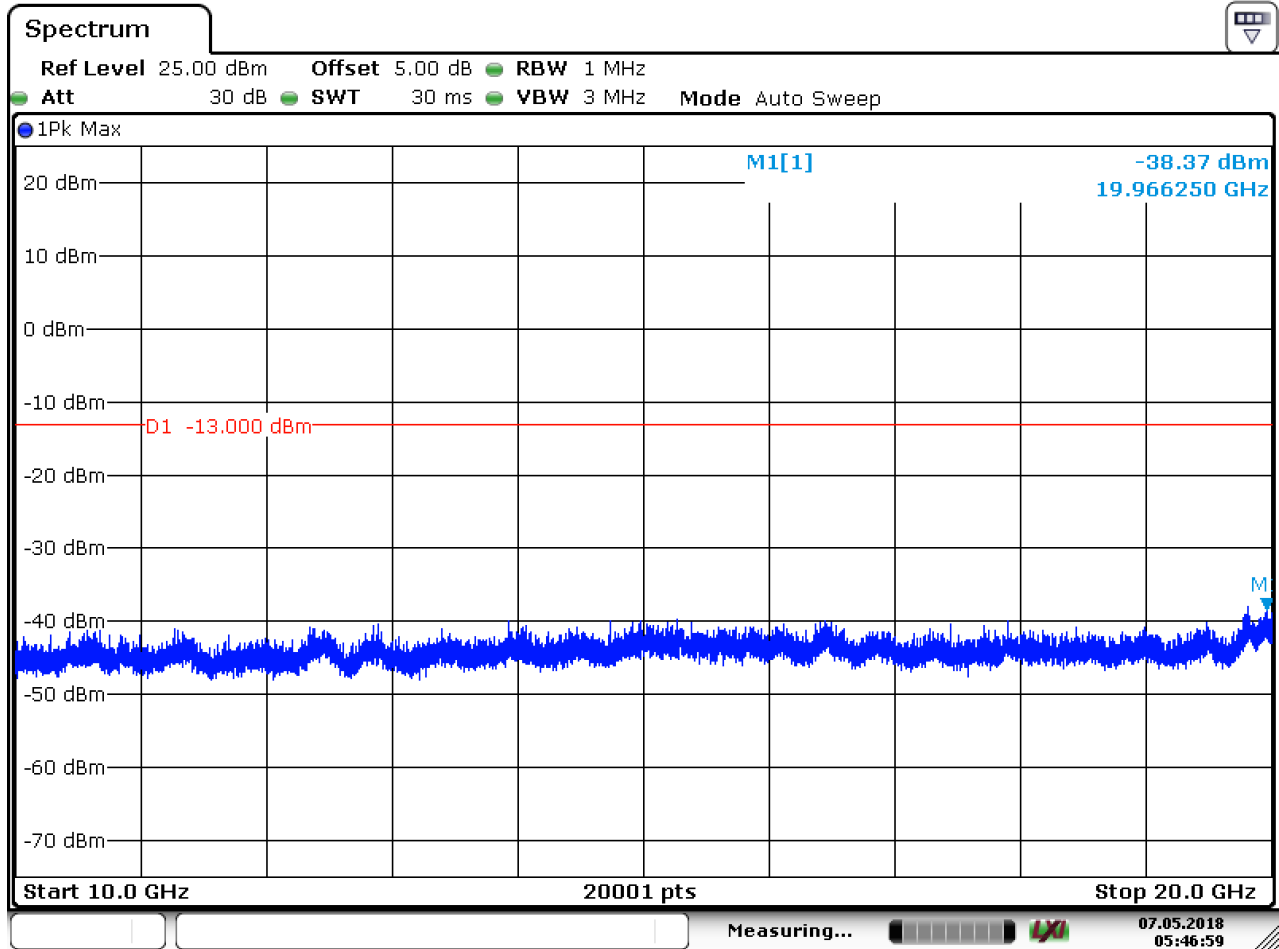
6.1.2.1.1 Test Channel = LCH



Date: 7.MAY.2018 05:40:28



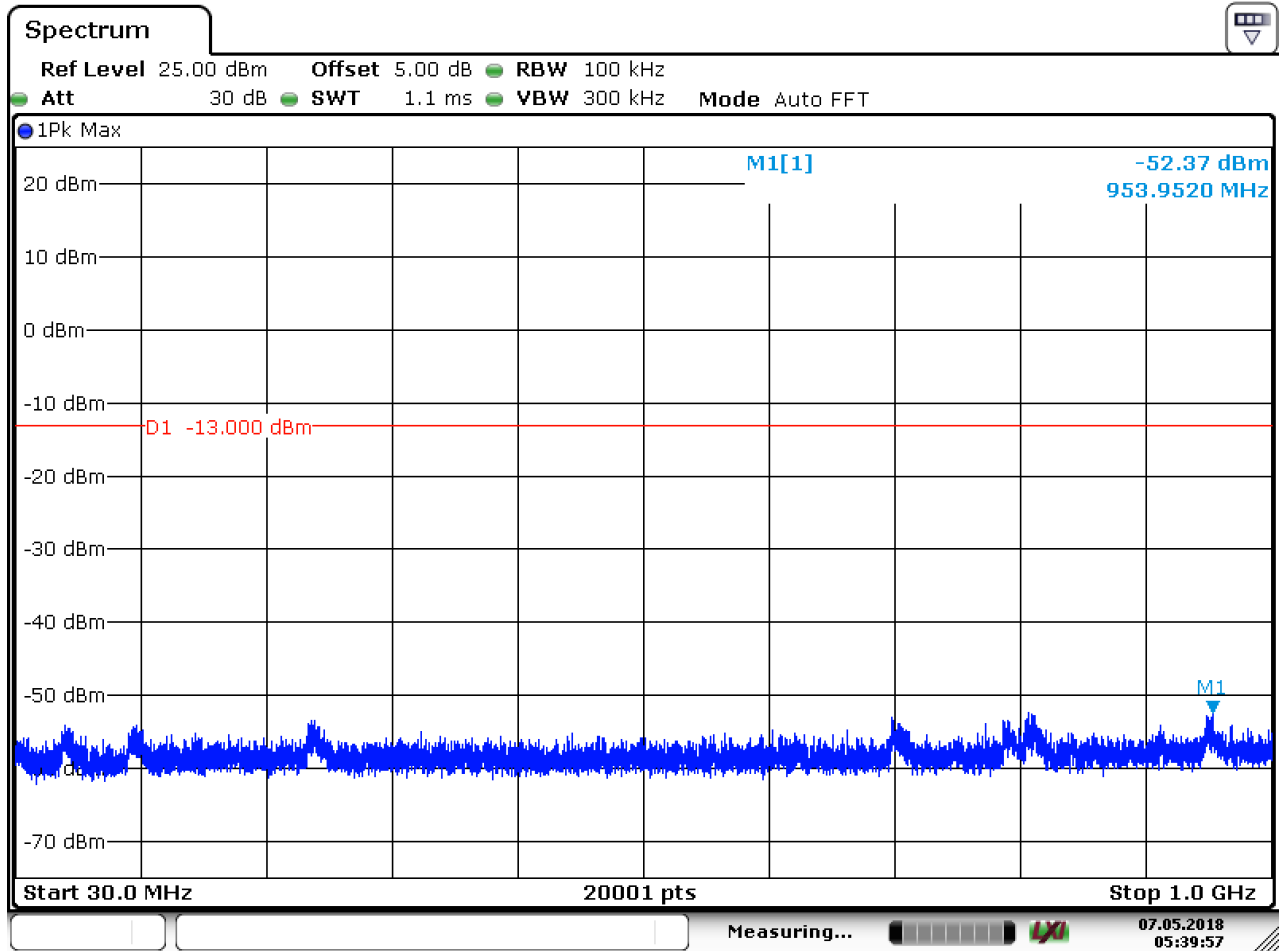
Date: 7.MAY.2018 05:45:02



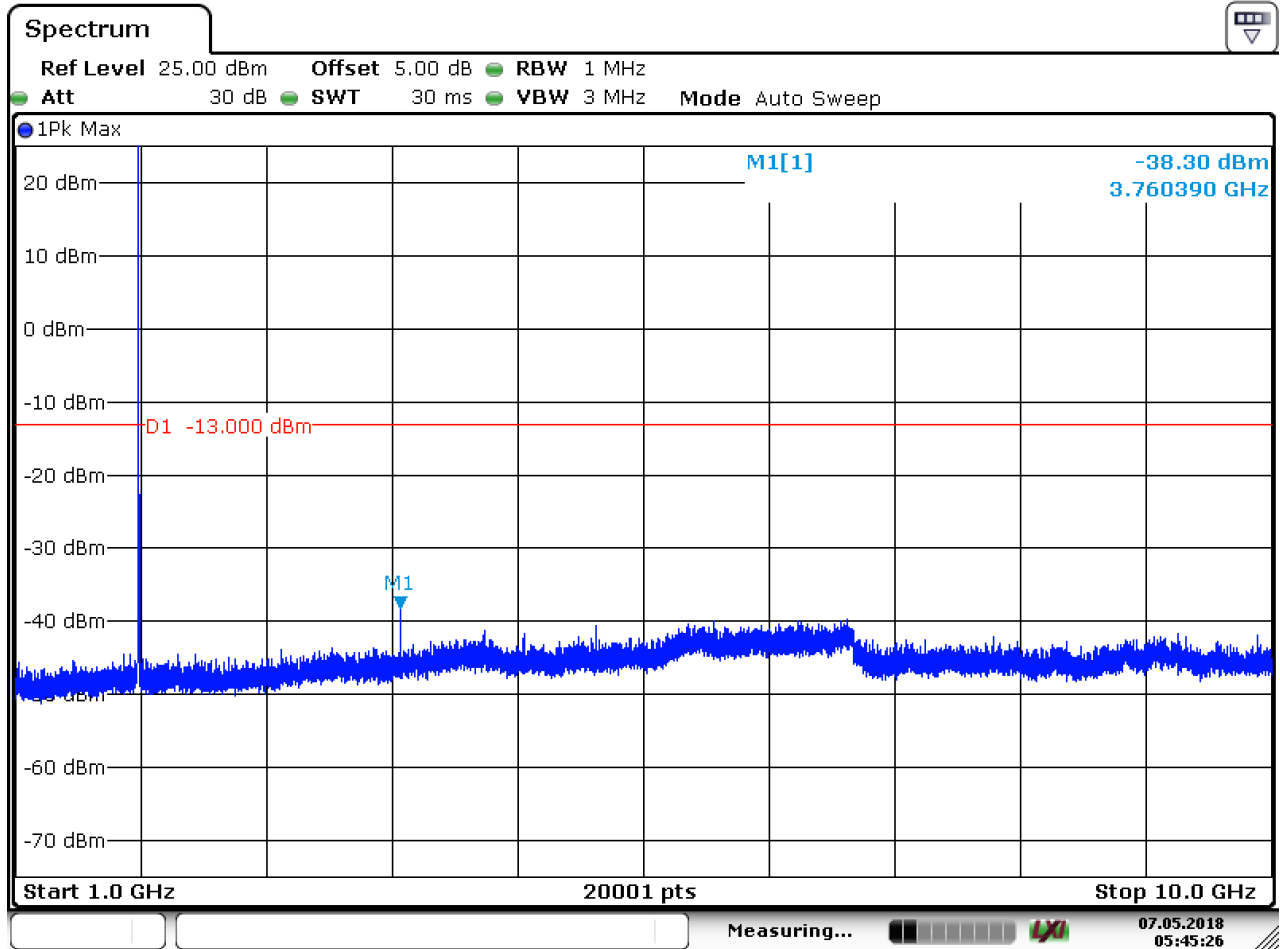
Date: 7.MAY.2018 05:47:00



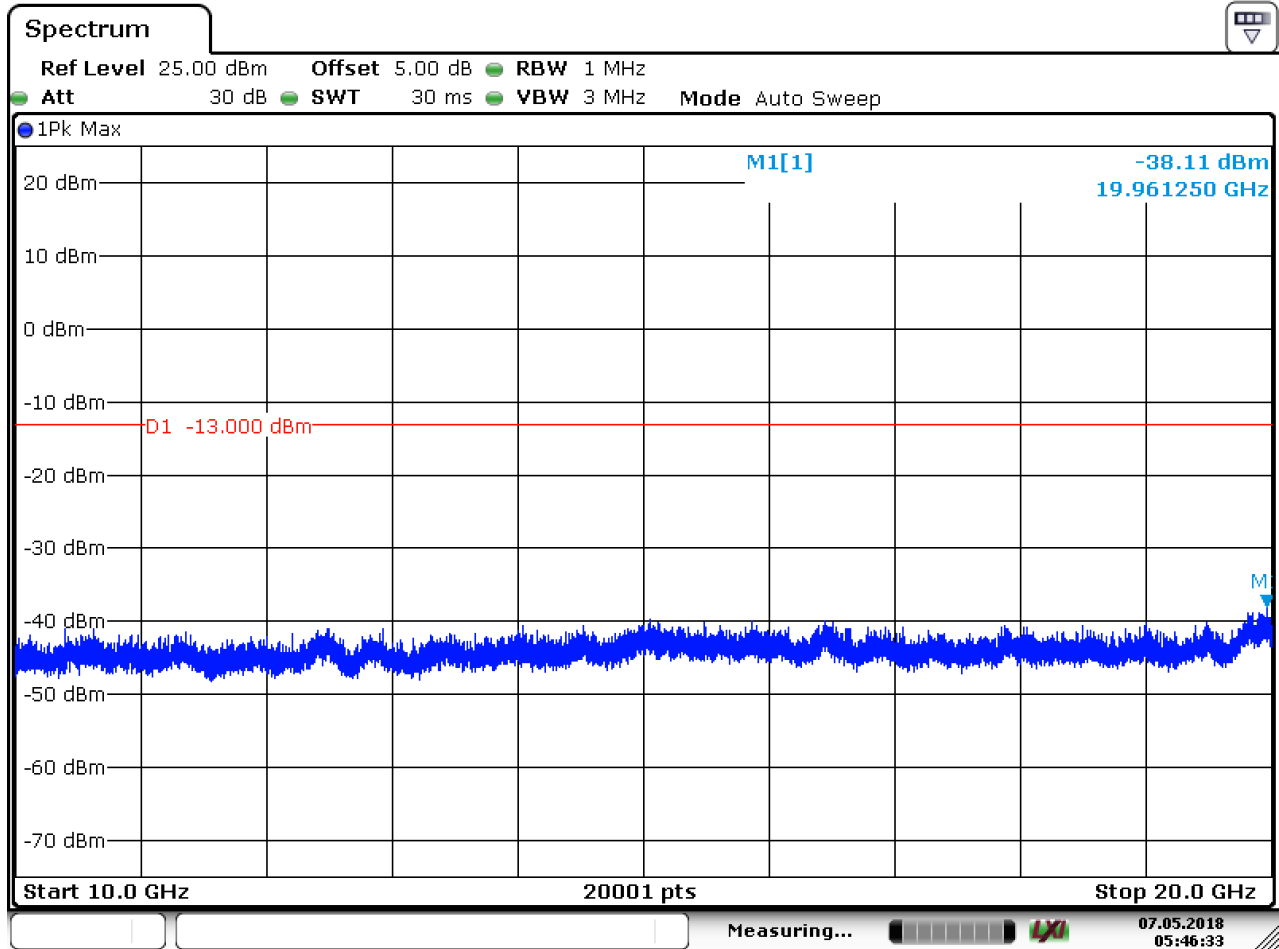
6.1.2.1.2 Test Channel = MCH



Date: 7.MAY.2018 05:39:57



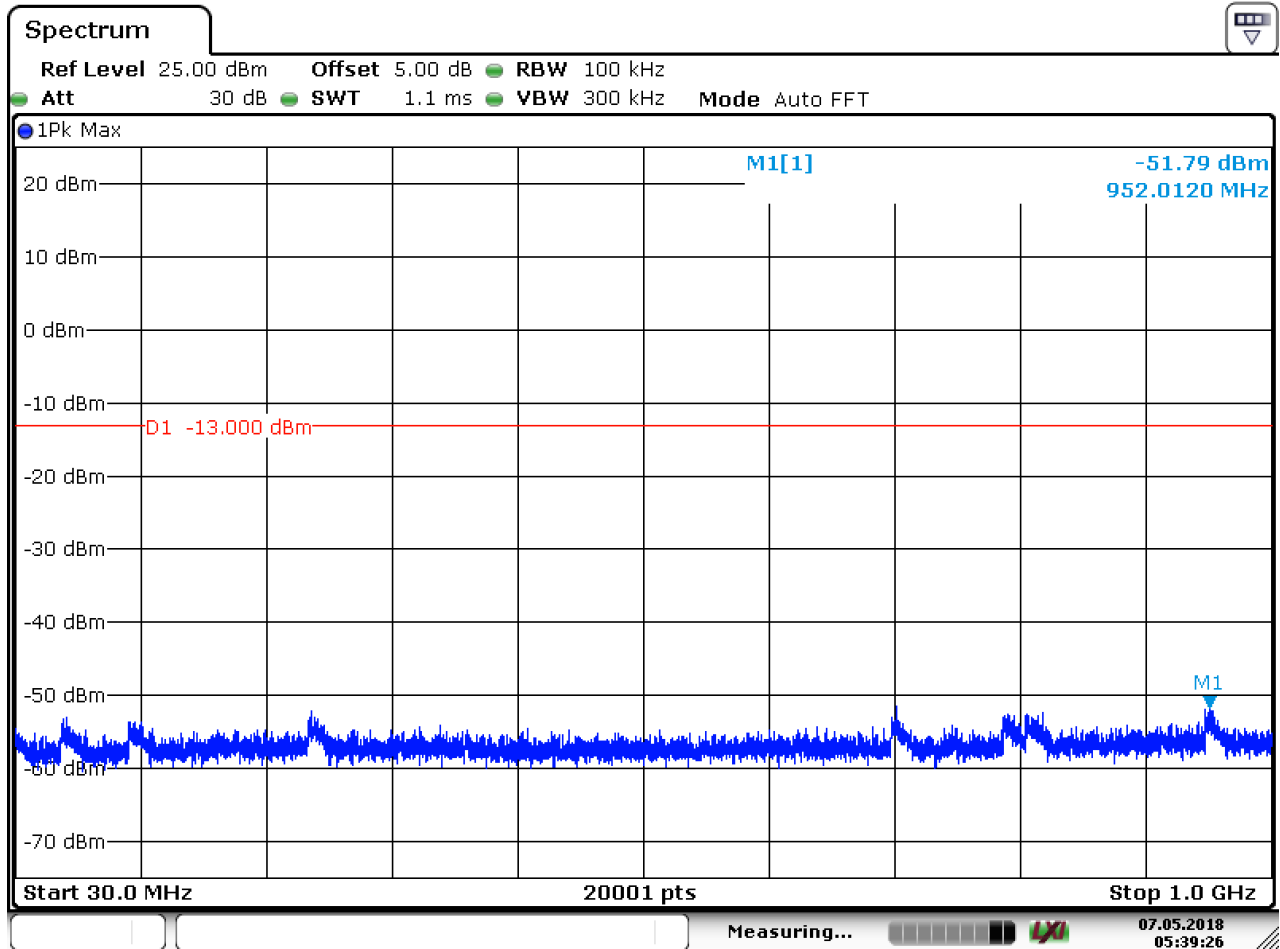
Date: 7.MAY.2018 05:45:27



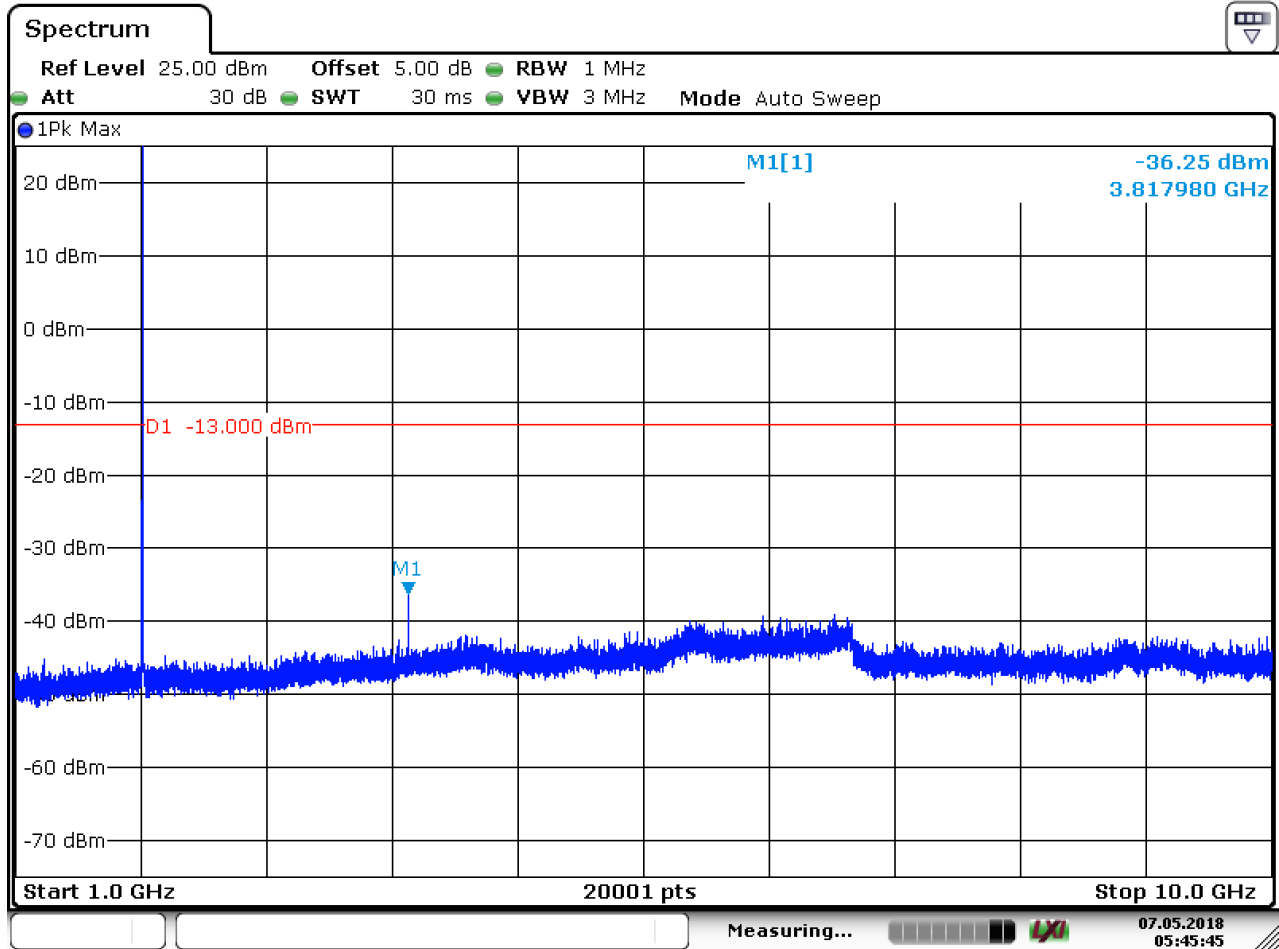
Date: 7.MAY.2018 05:46:34



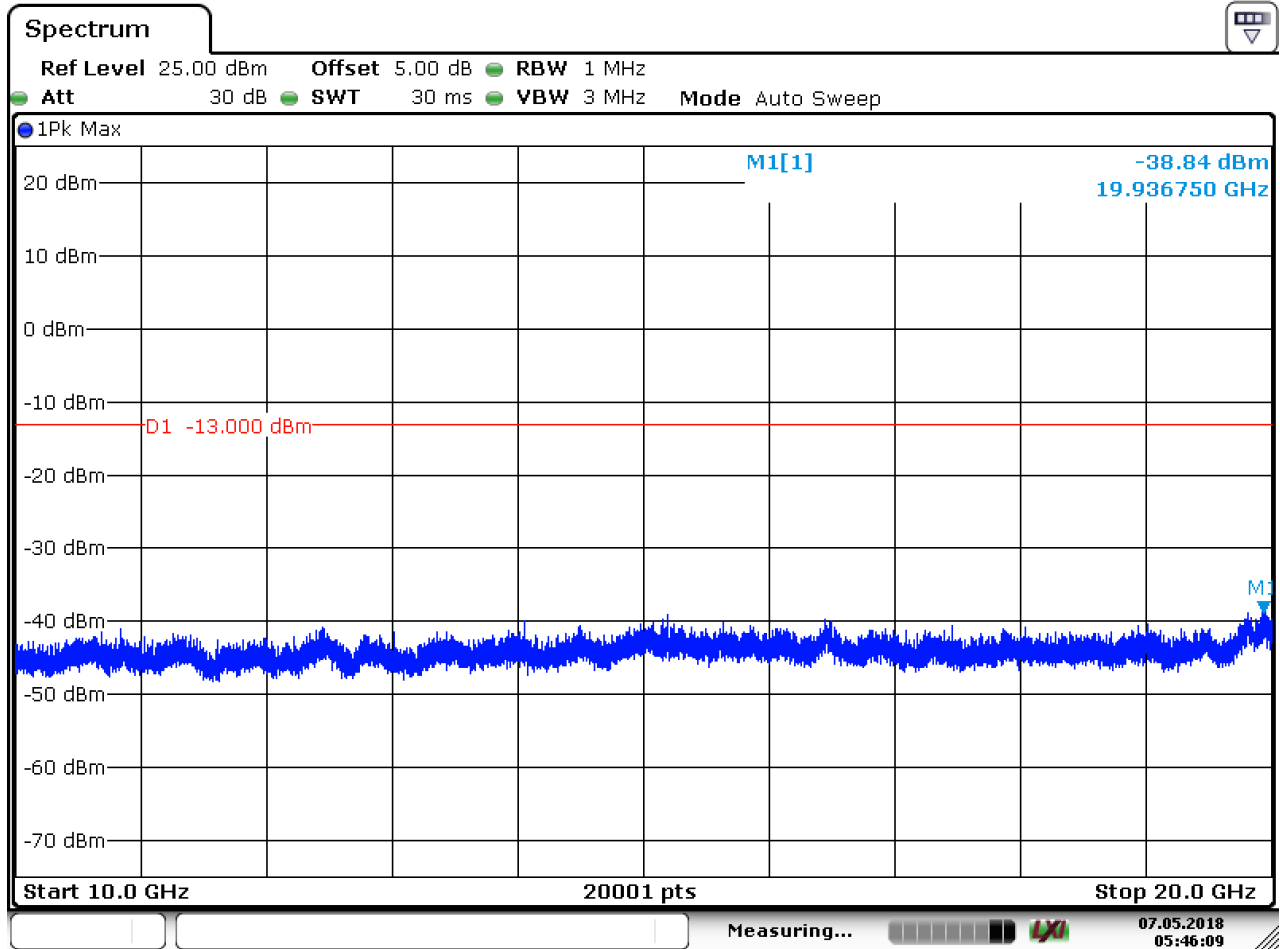
6.1.2.1.3 Test Channel = HCH



Date: 7.MAY.2018 05:39:27



Date: 7.MAY.2018 05:45:45



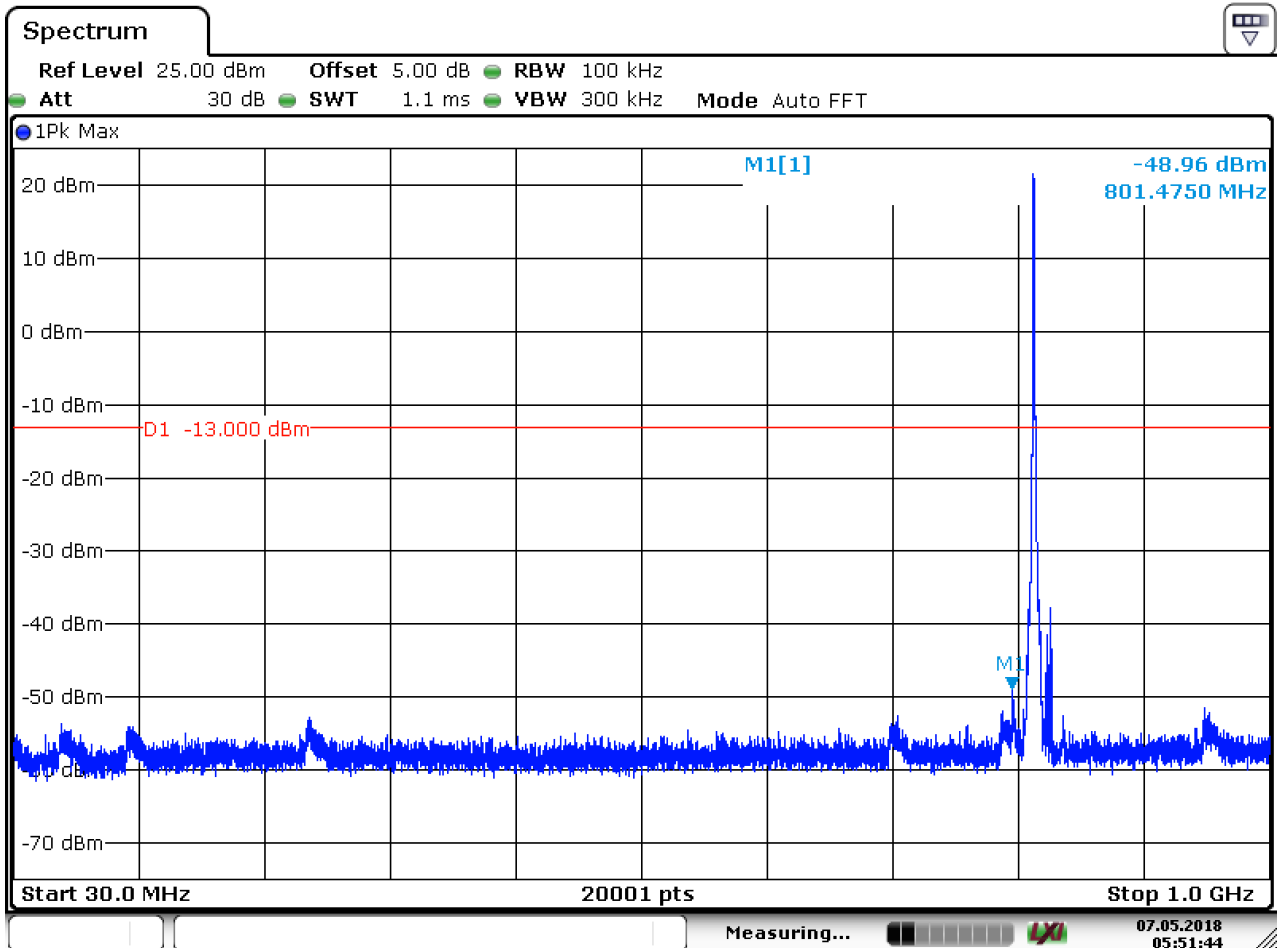
Date: 7.MAY.2018 05:46:09



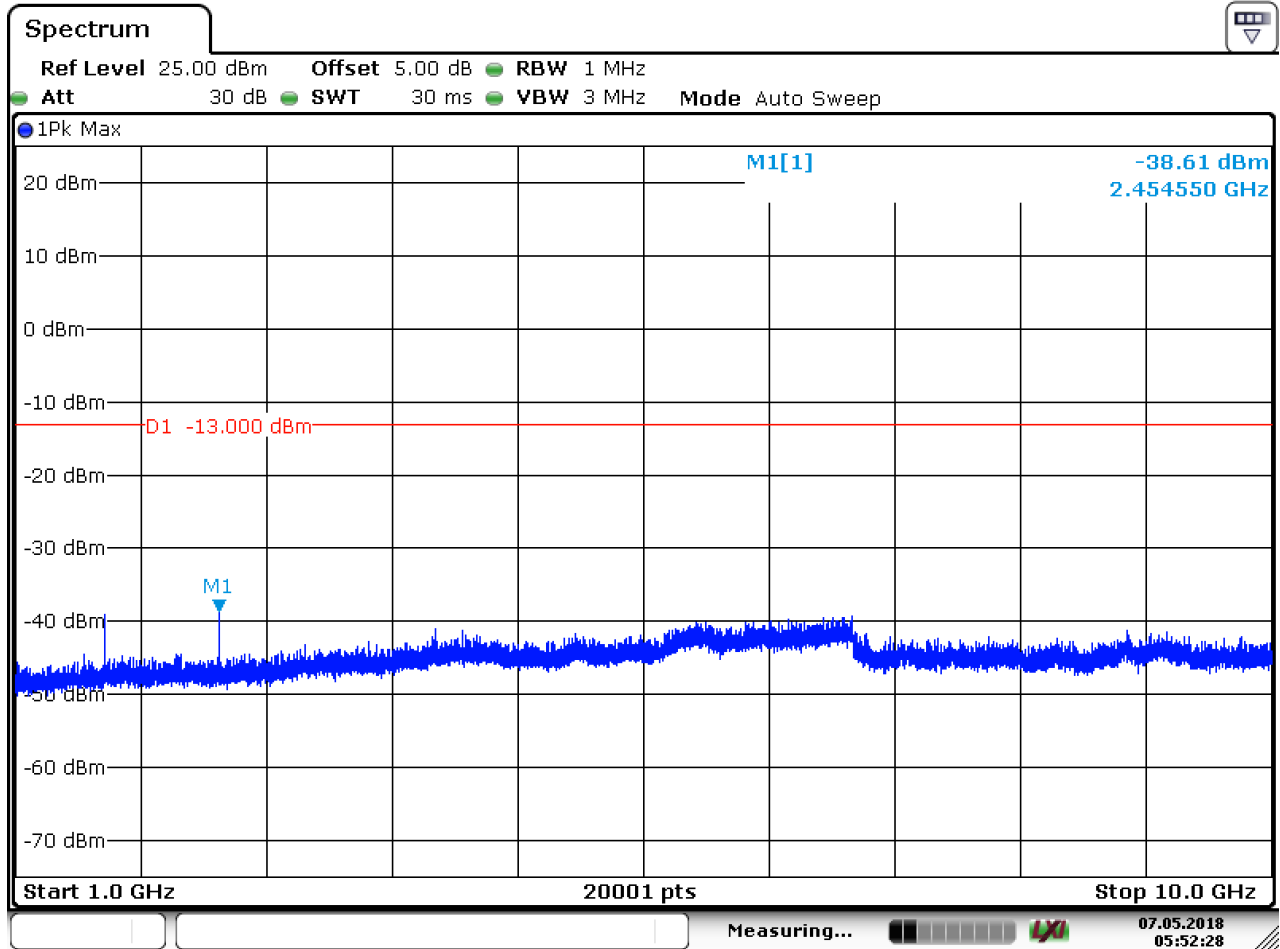
6.1.3 Test Band = CDMA BC10

6.1.3.1 Test Mode = CDMA /TM1

6.1.3.1.1 Test Channel = LCH

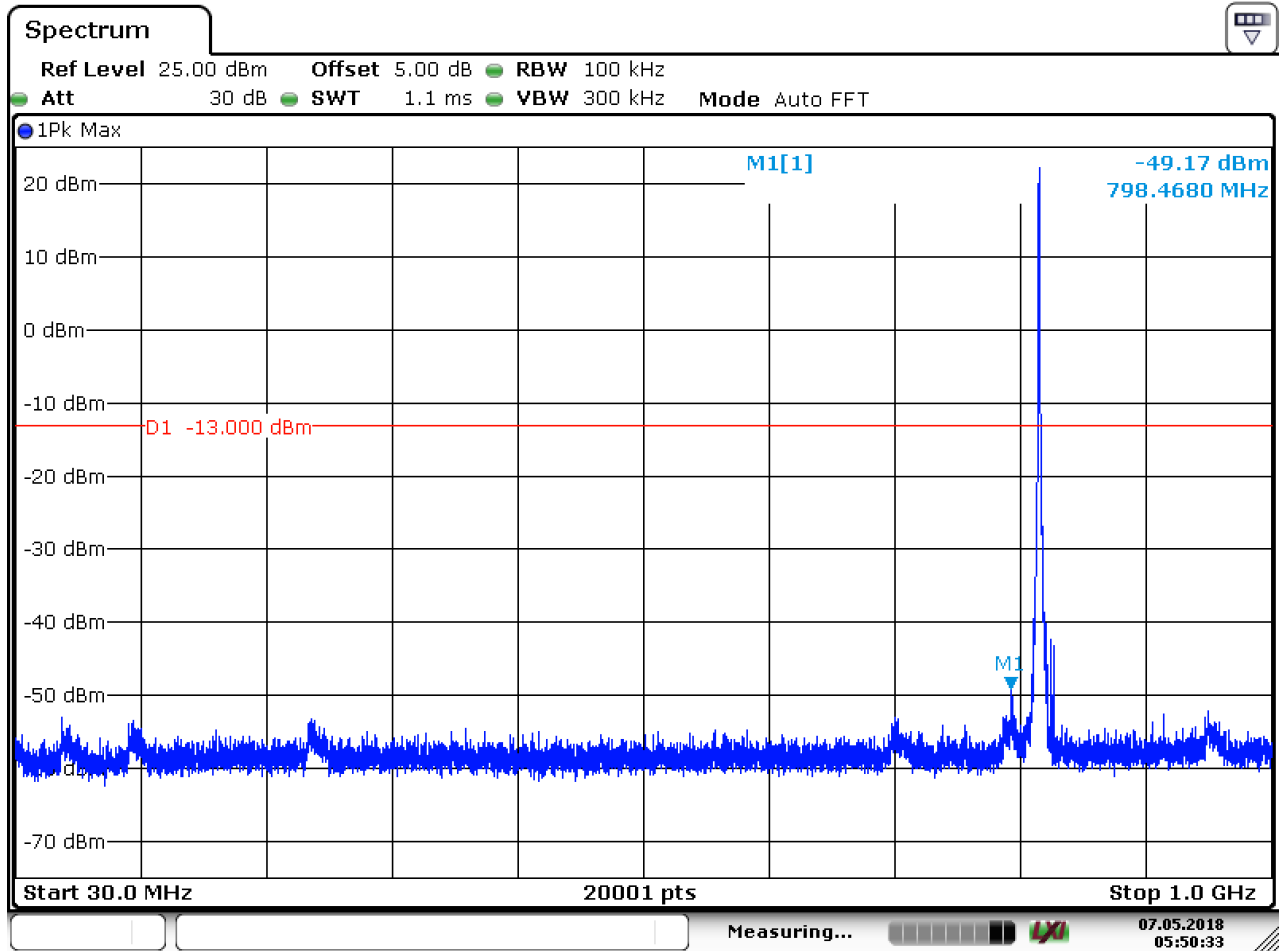


Date: 7.MAY.2018 05:51:45

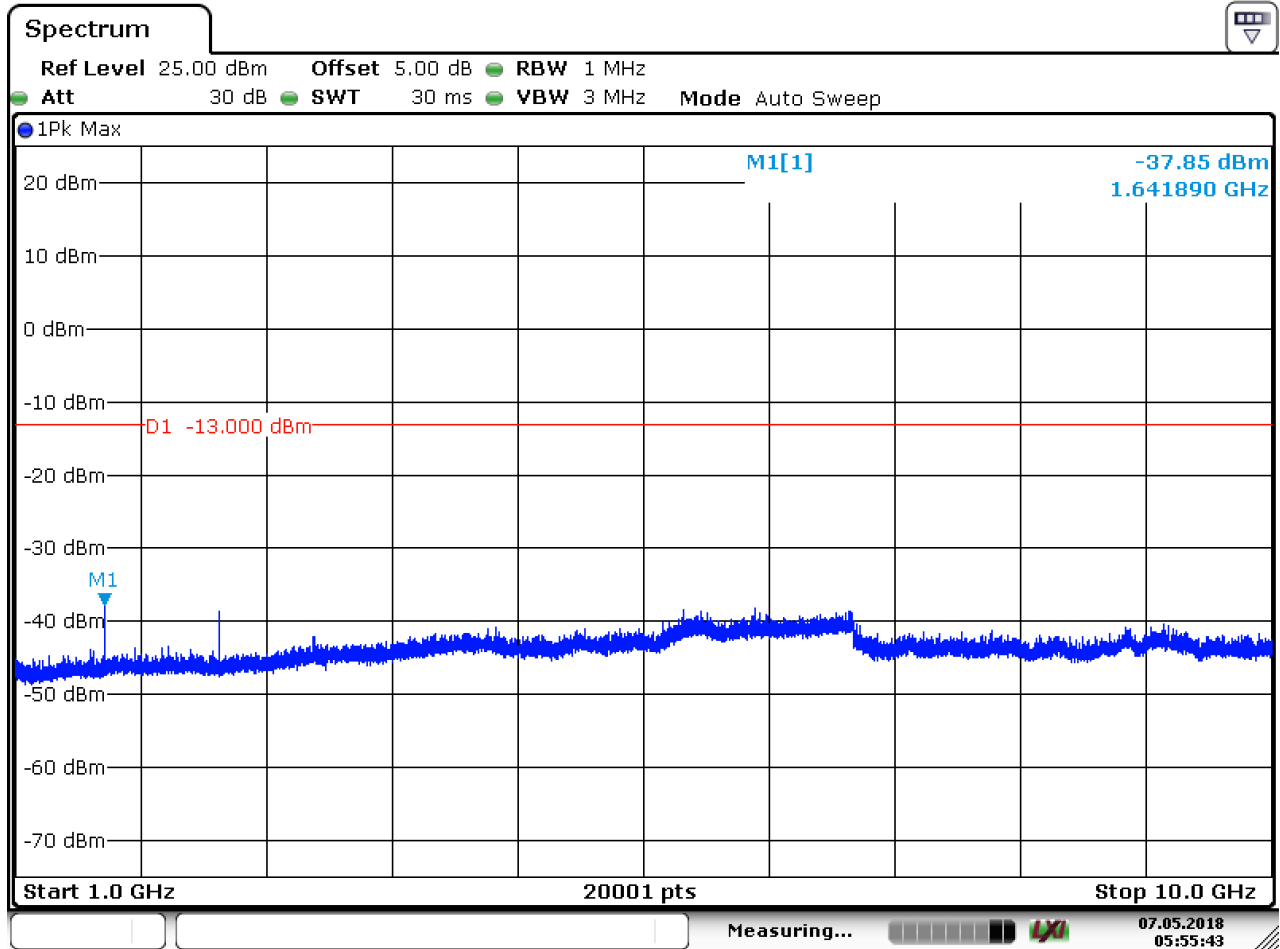


Date: 7.MAY.2018 05:52:28

6.1.3.1.2 Test Channel = MCH



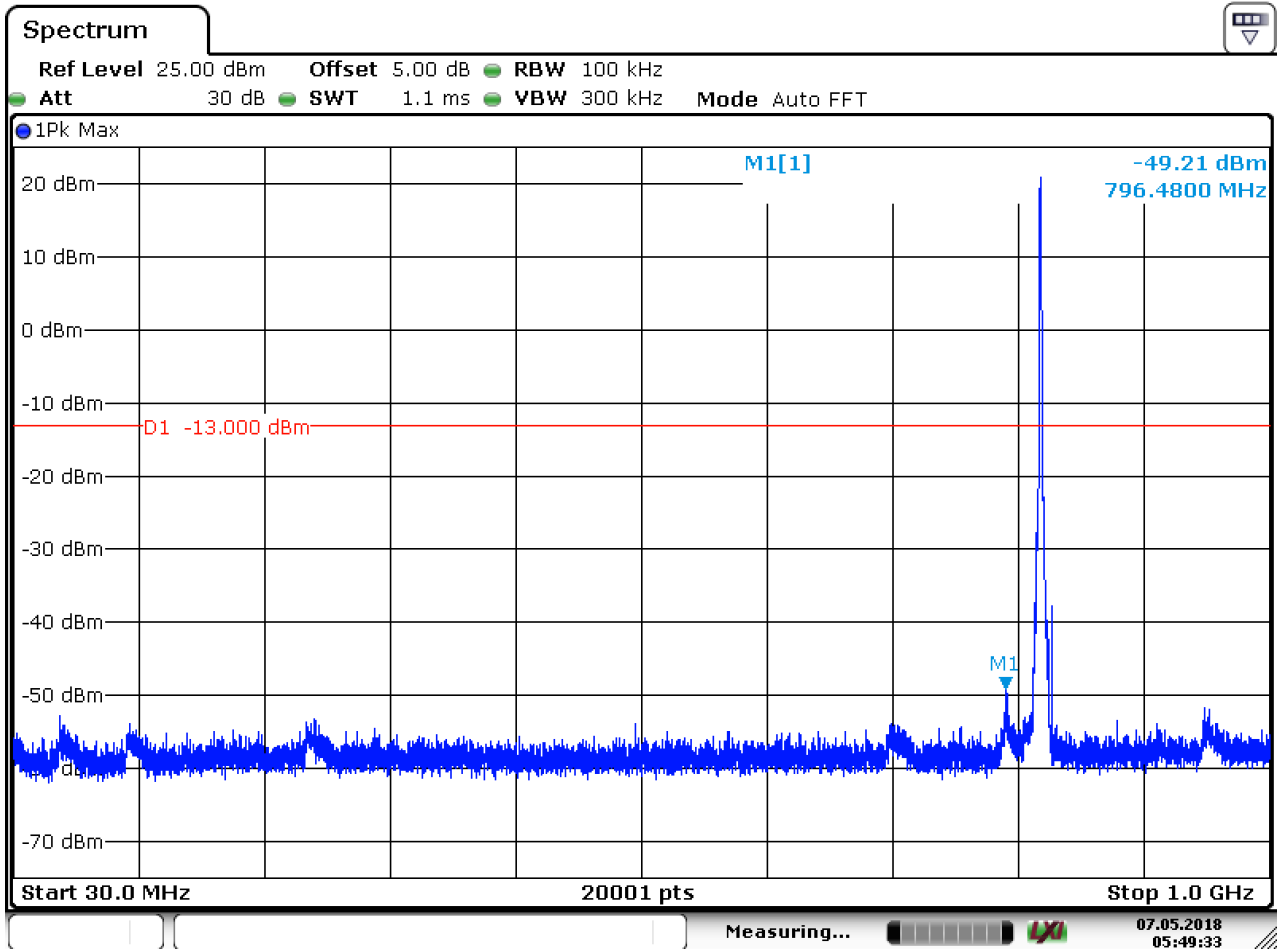
Date: 7.MAY.2018 05:50:33



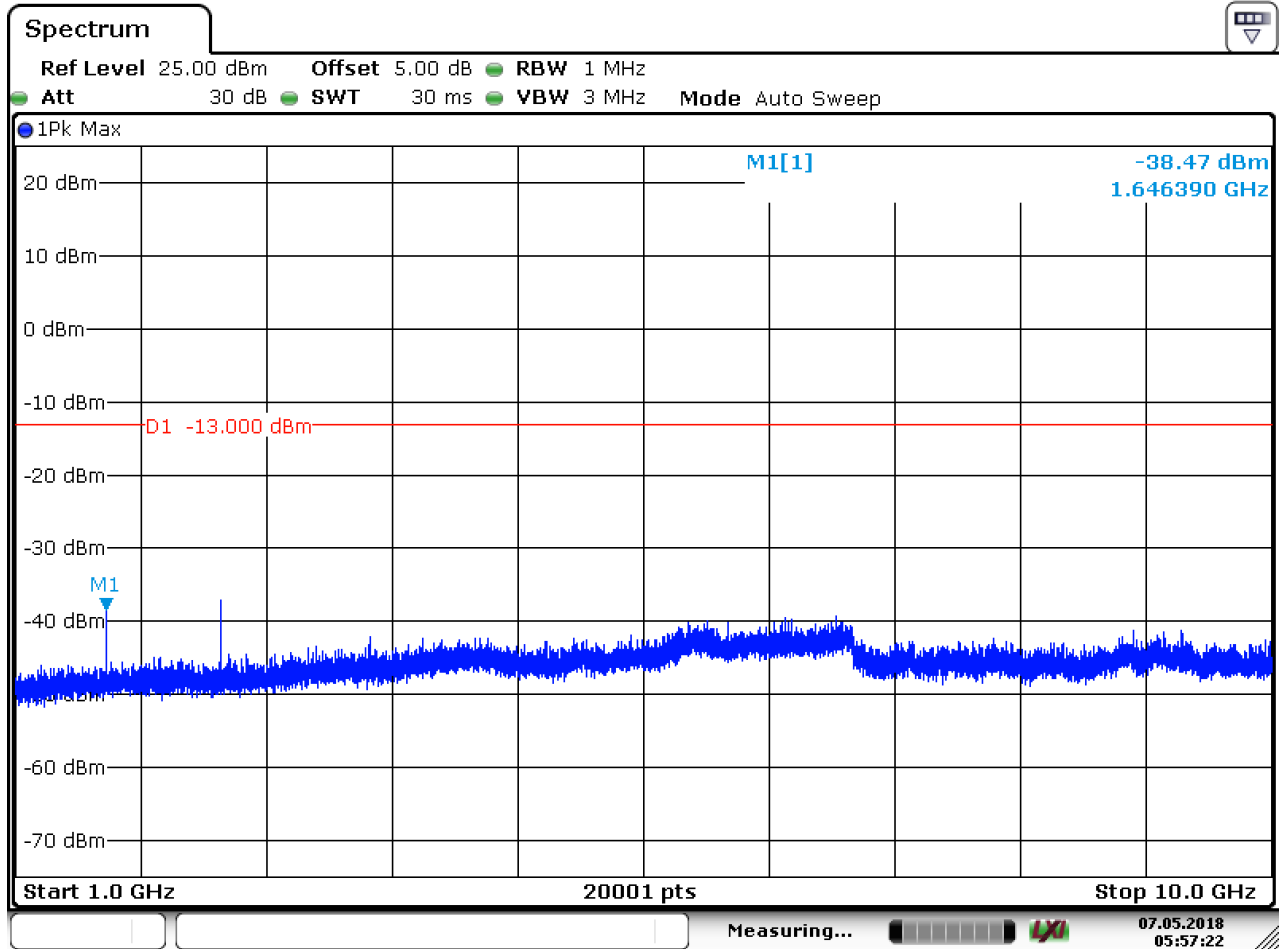
Date: 7.MAY.2018 05:55:43



6.1.3.1.3 Test Channel = HCH



Date: 7.MAY.2018 05:49:33



Date: 7.MAY.2018 05:57:22

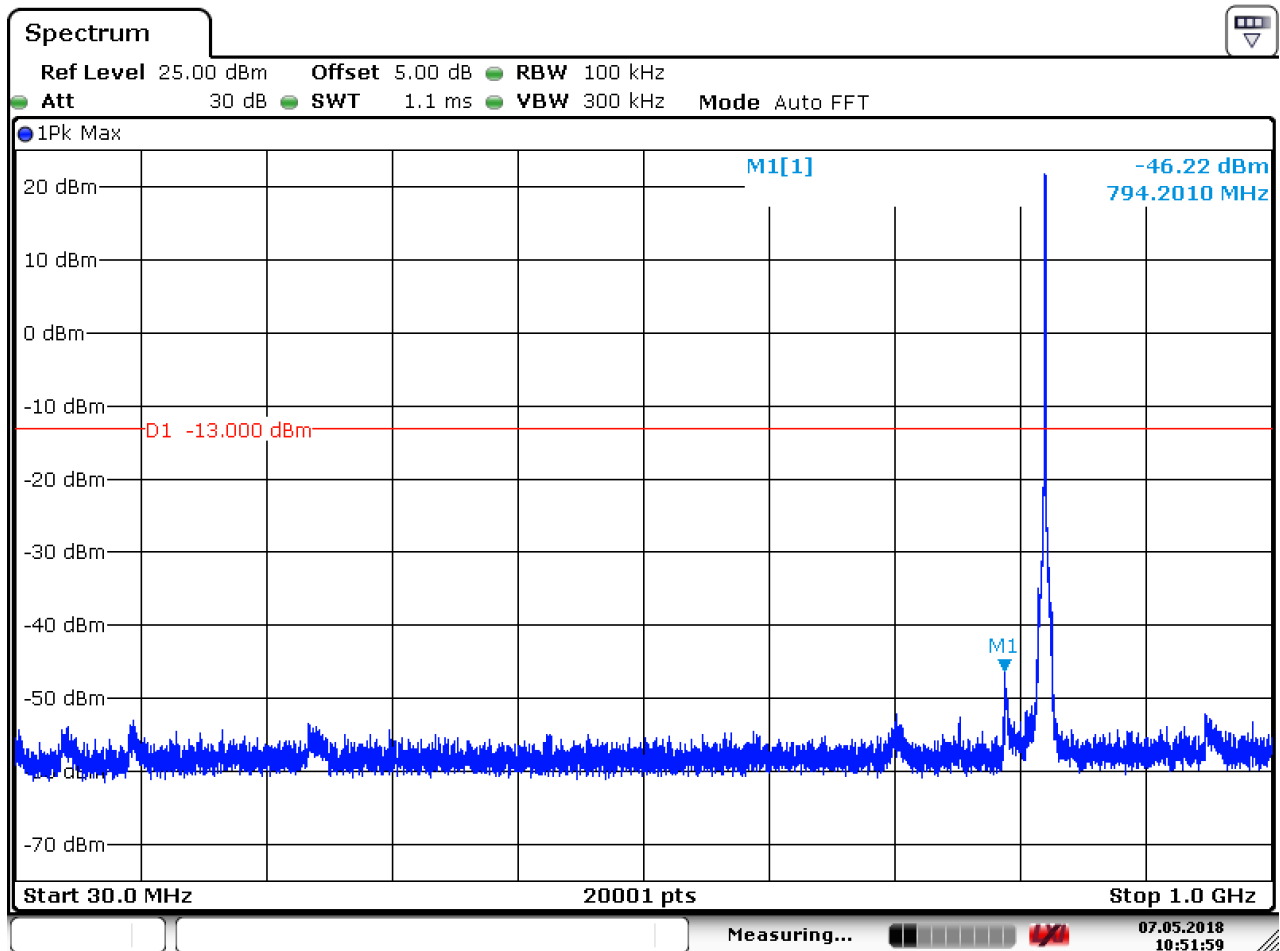


6.2 For EVDO

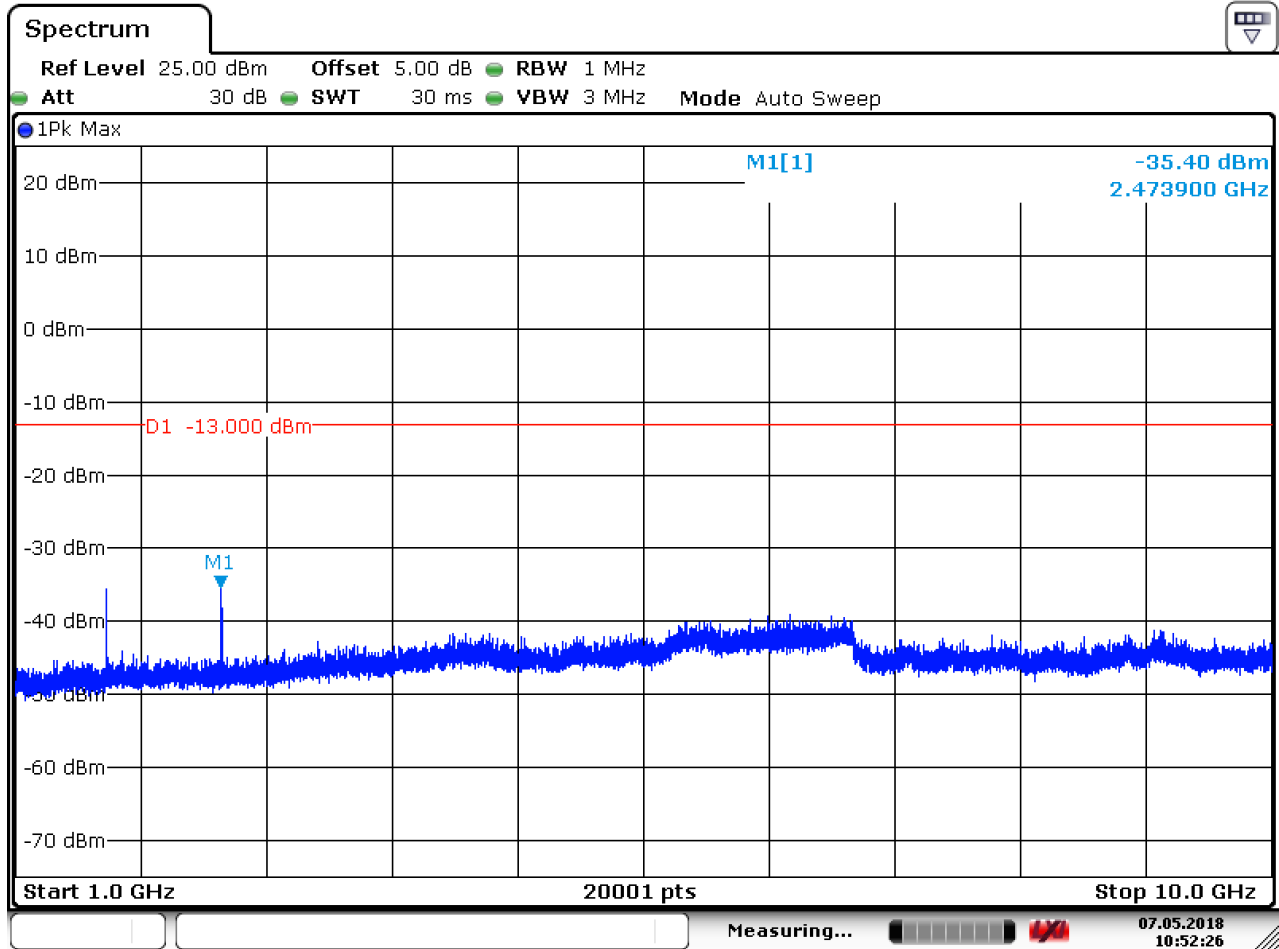
6.2.1 Test Band = EVDO BC0

6.2.1.1 Test Mode = EVDO /TM1

6.2.1.1.1 Test Channel = LCH

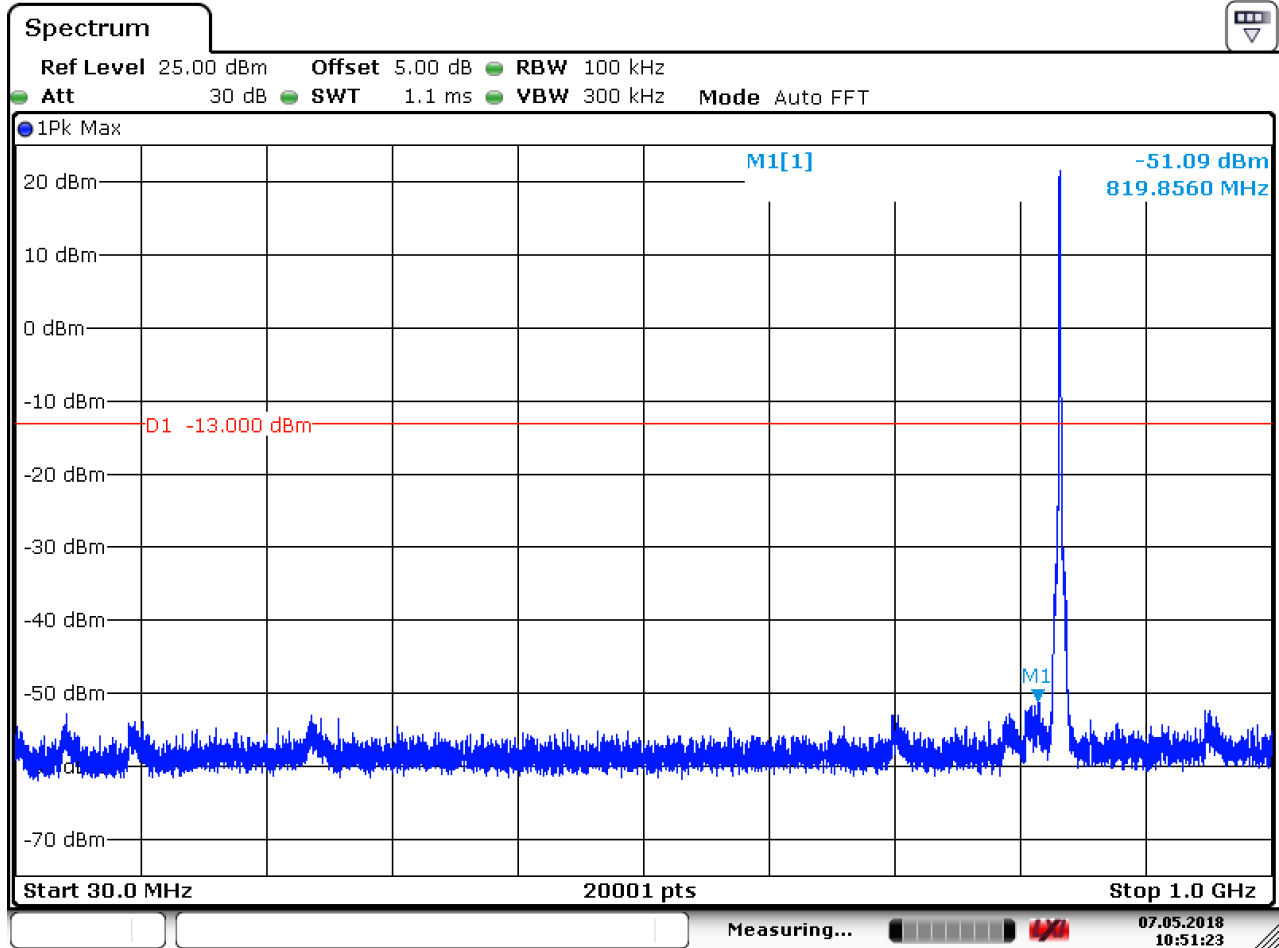


Date: 7.MAY.2018 10:52:00

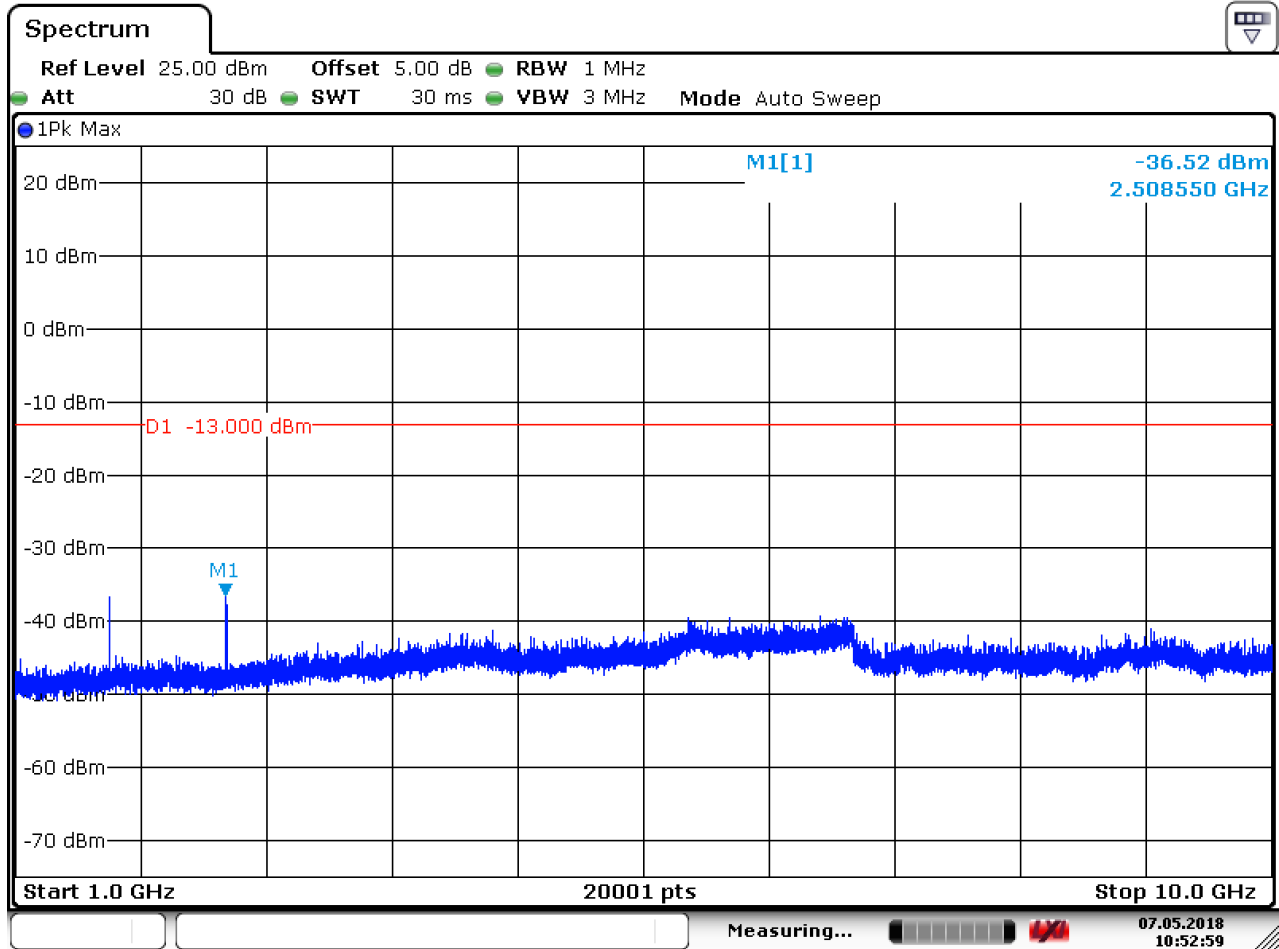


Date: 7.MAY.2018 10:52:26

6.2.1.1.2 Test Channel = MCH



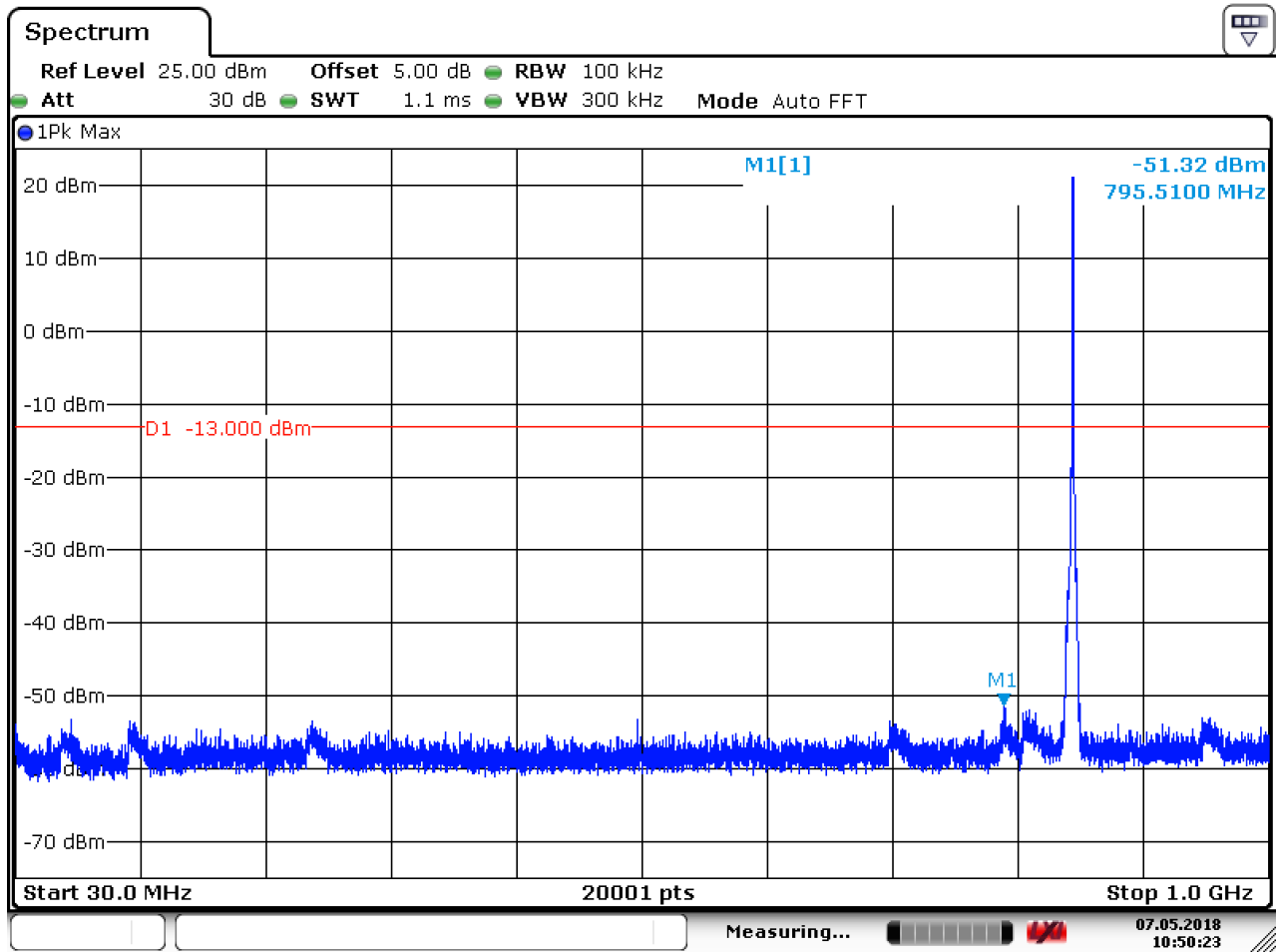
Date: 7.MAY.2018 10:51:24



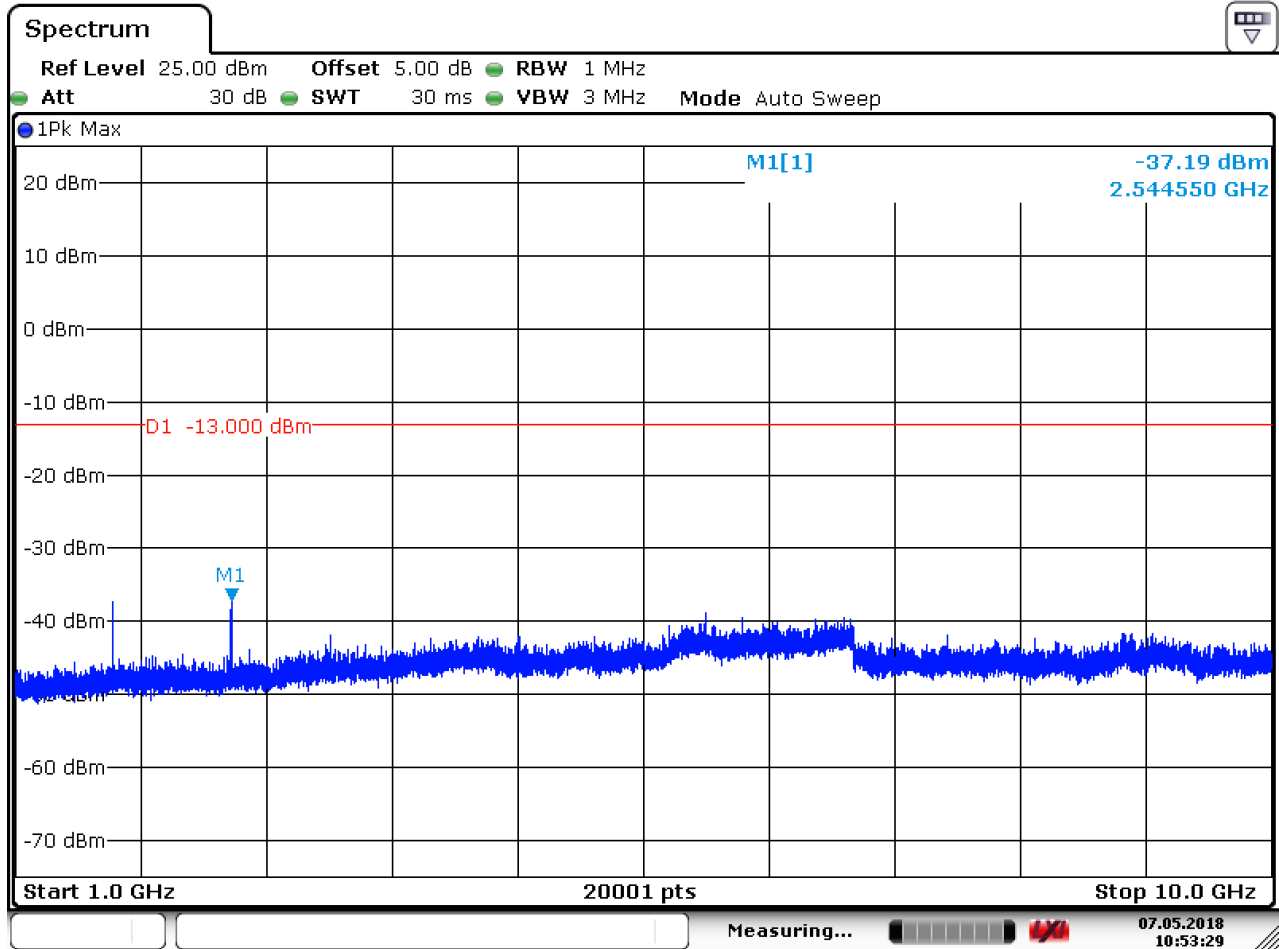
Date: 7.MAY.2018 10:53:00



6.2.1.1.3 Test Channel = HCH



Date: 7.MAY.2018 10:50:23



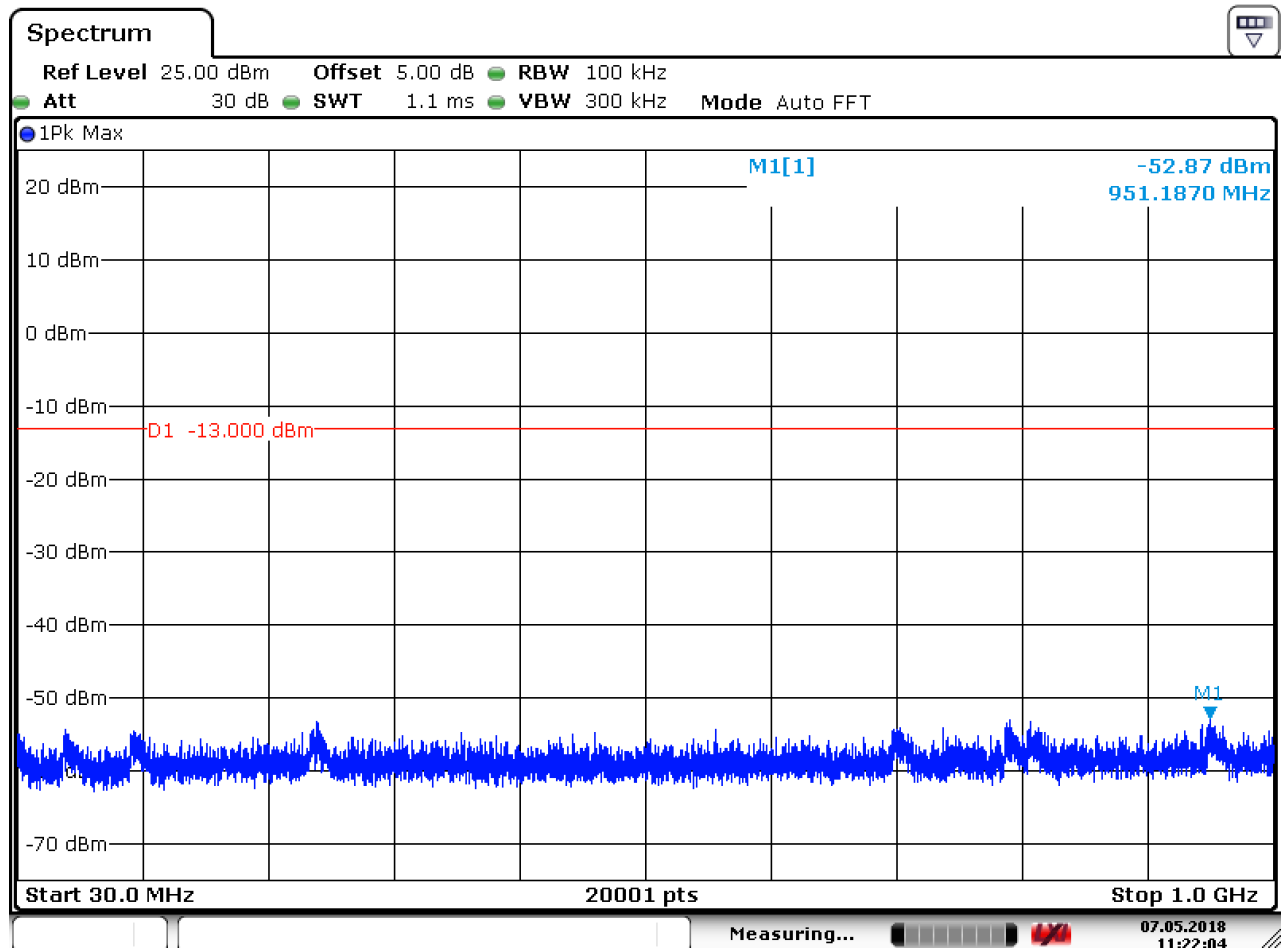
Date: 7.MAY.2018 10:53:29



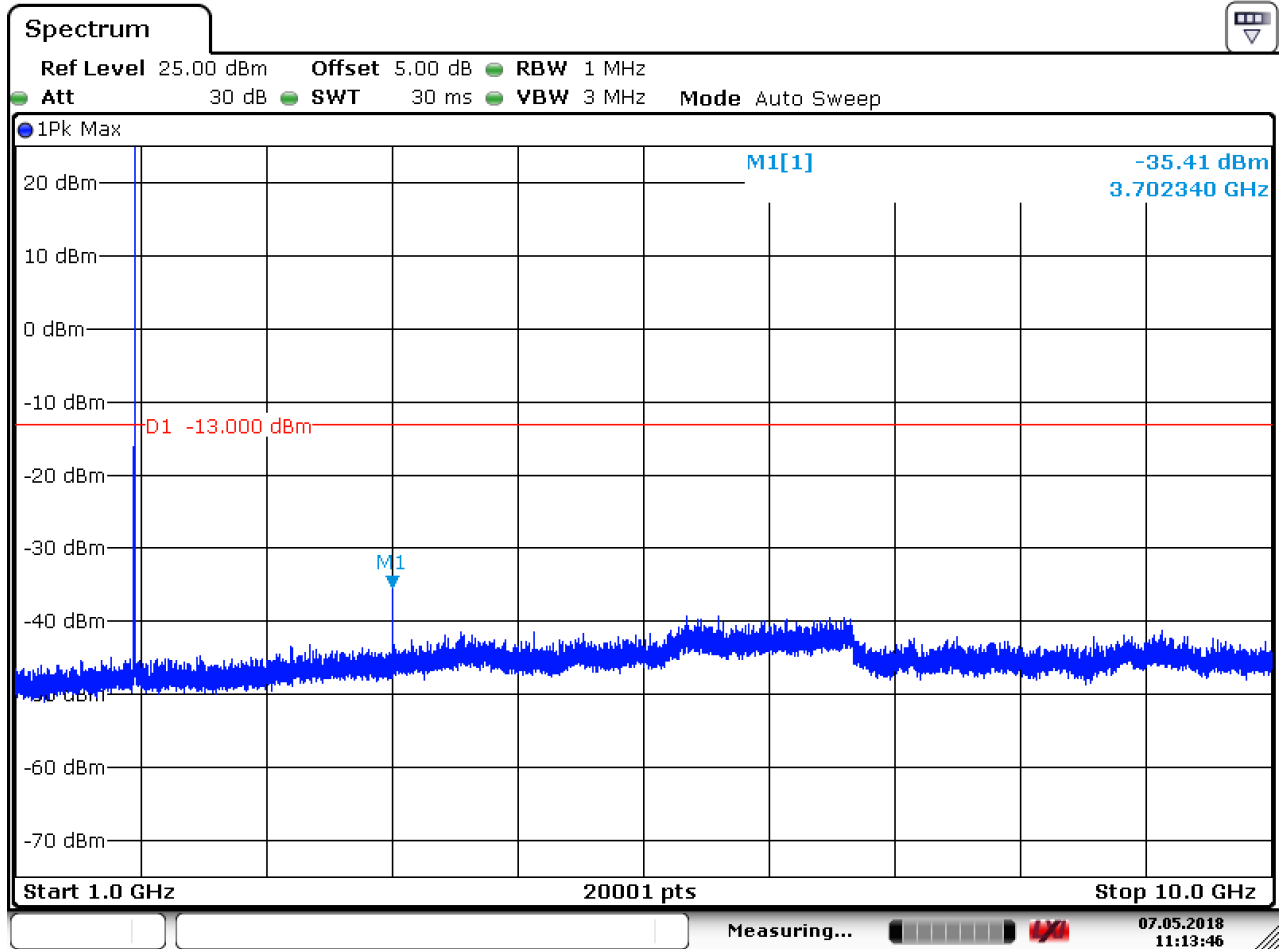
6.2.2 Test Band = EVDO BC1

6.2.2.1 Test Mode = EVDO /TM1

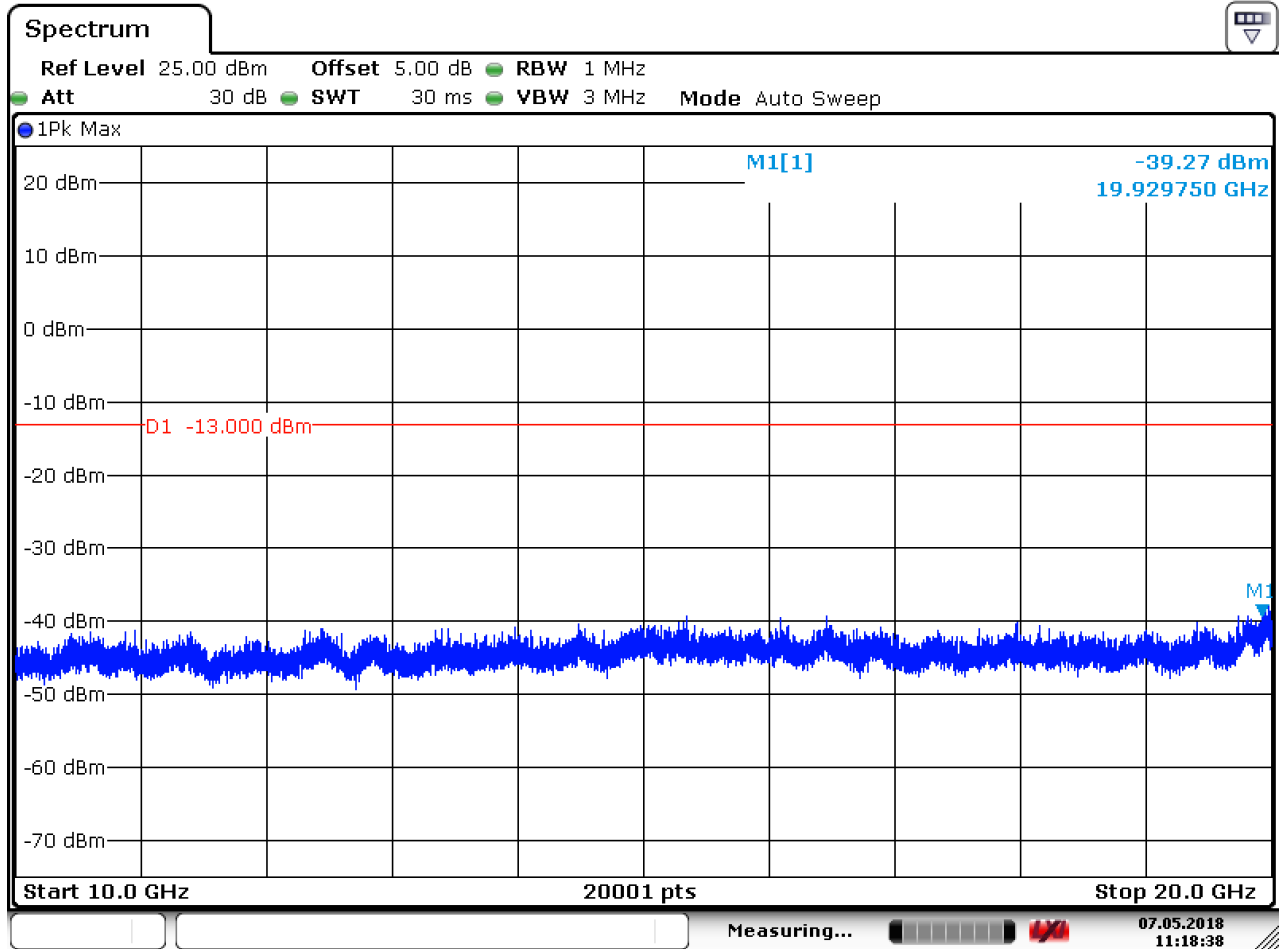
6.2.2.1.1 Test Channel = LCH



Date: 7.MAY.2018 11:22:04



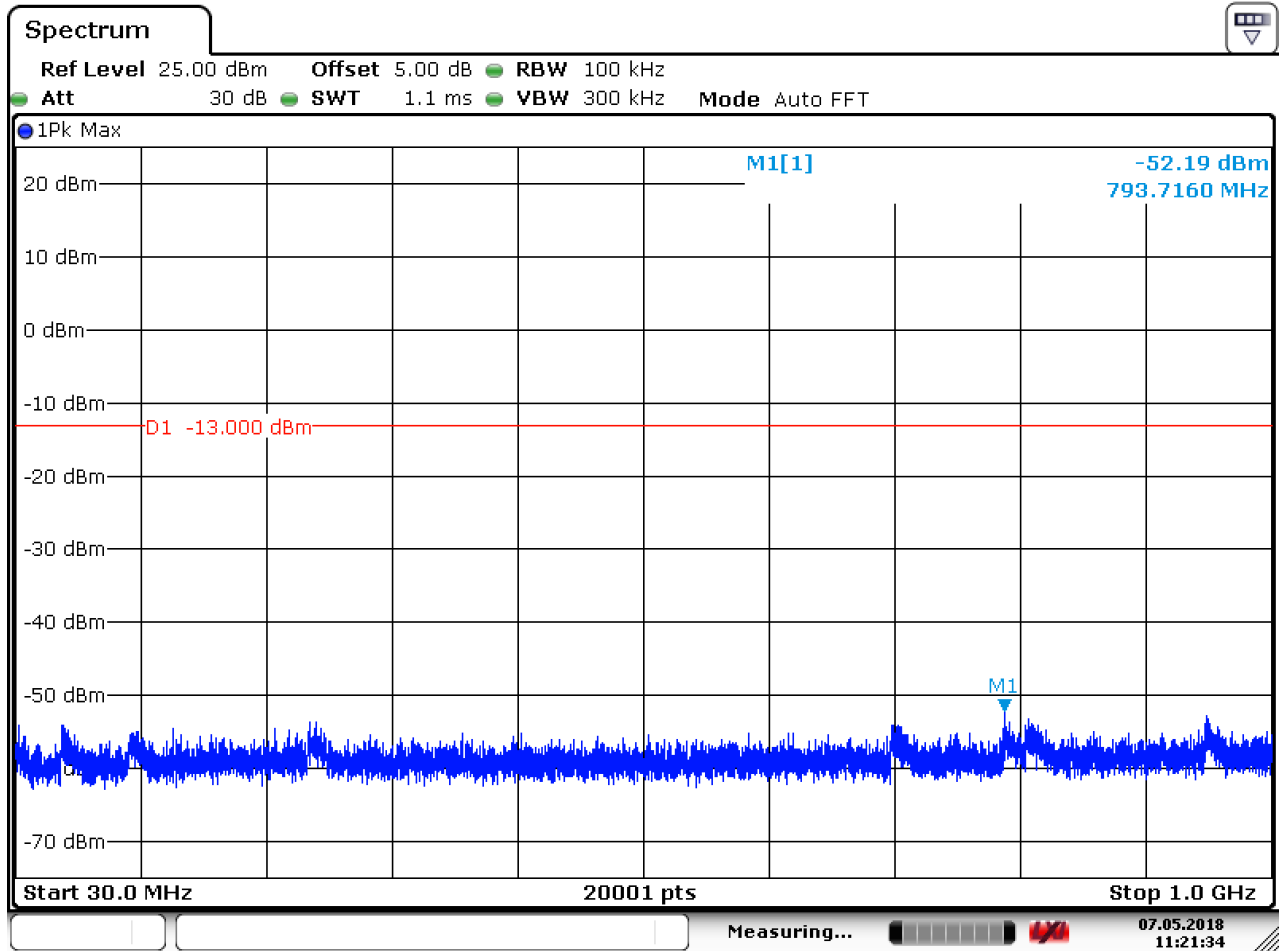
Date: 7.MAY.2018 11:13:47



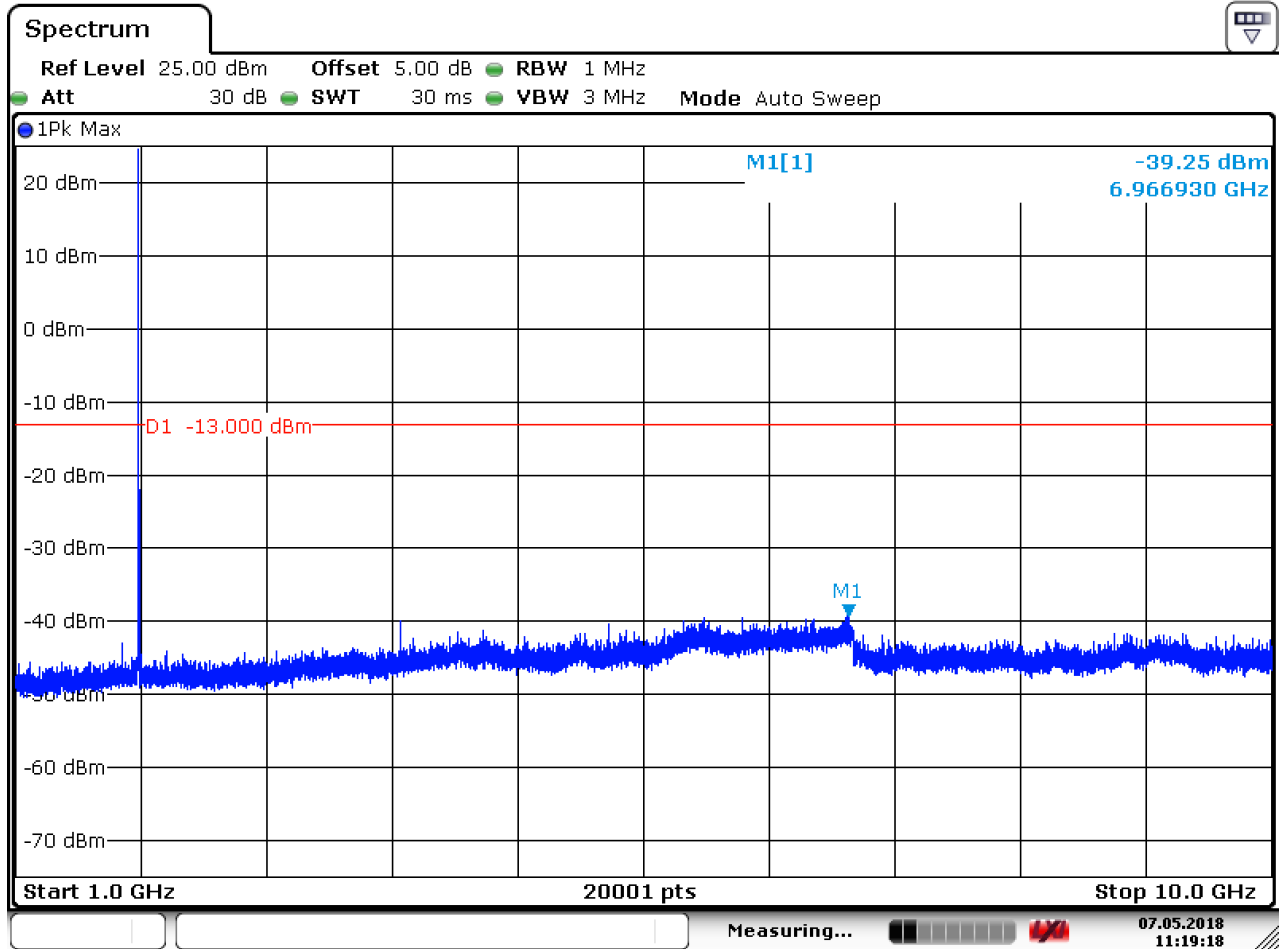
Date: 7.MAY.2018 11:18:39



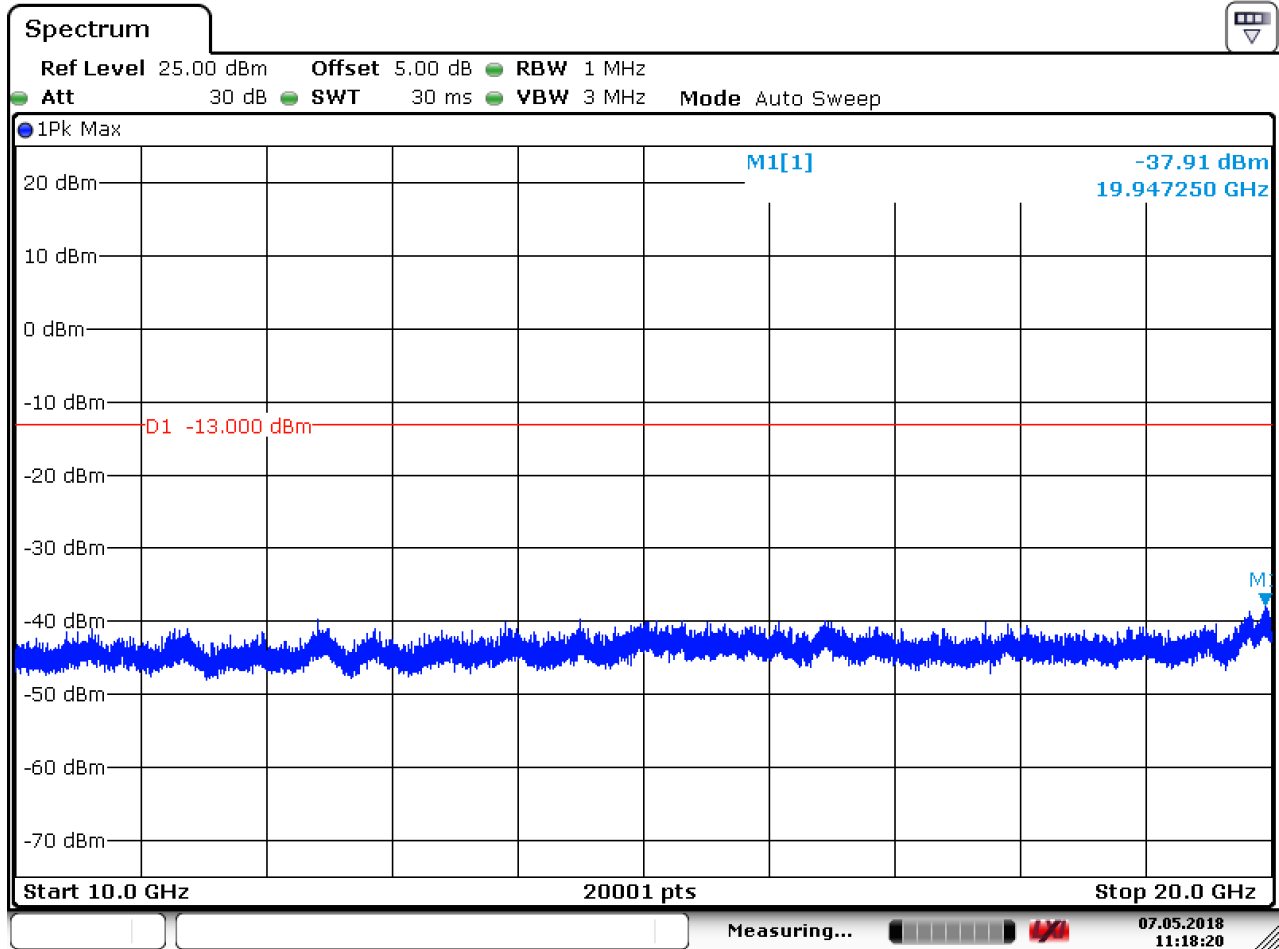
6.2.2.1.2 Test Channel = MCH



Date: 7.MAY.2018 11:21:35



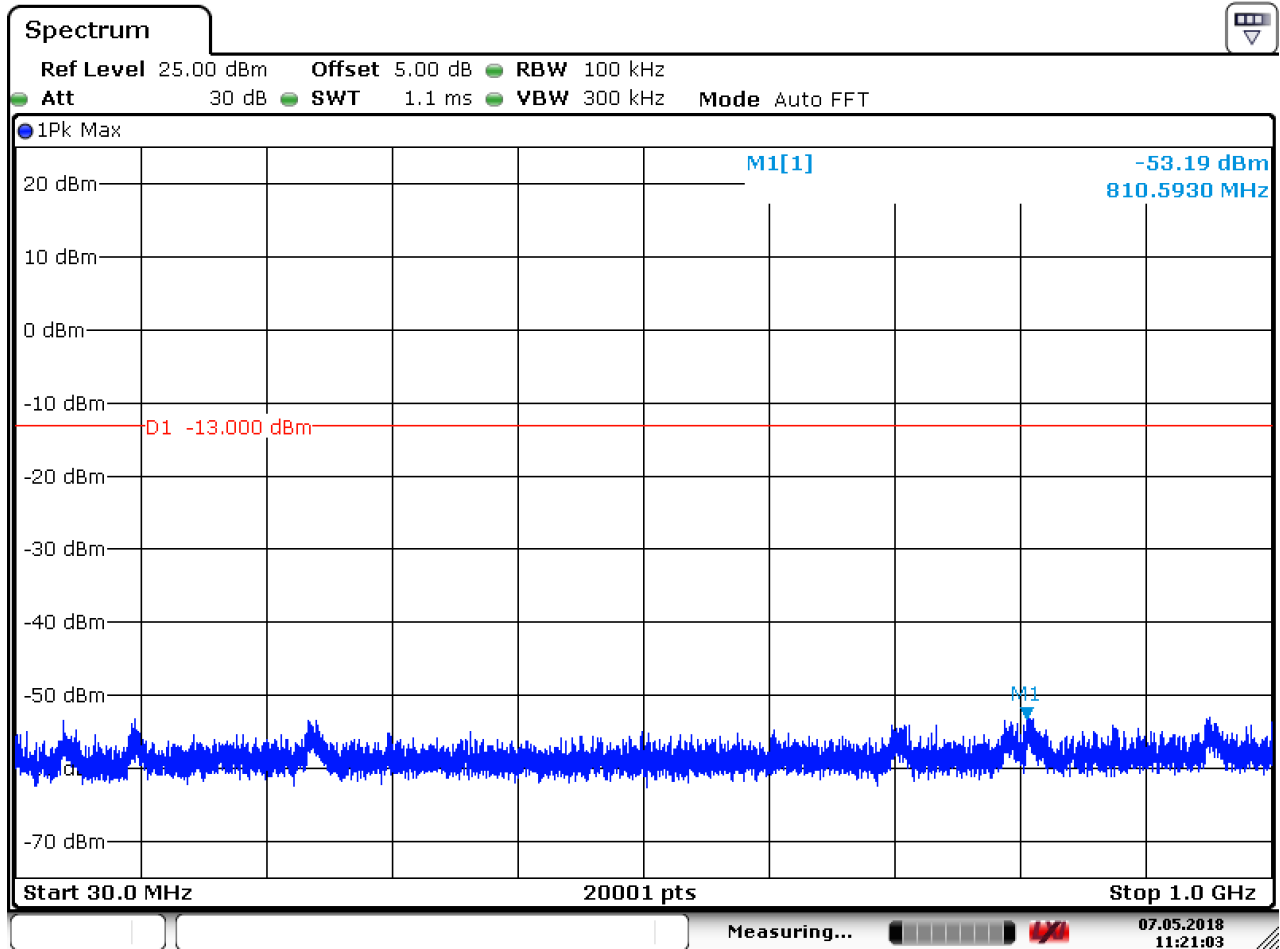
Date: 7.MAY.2018 11:19:18



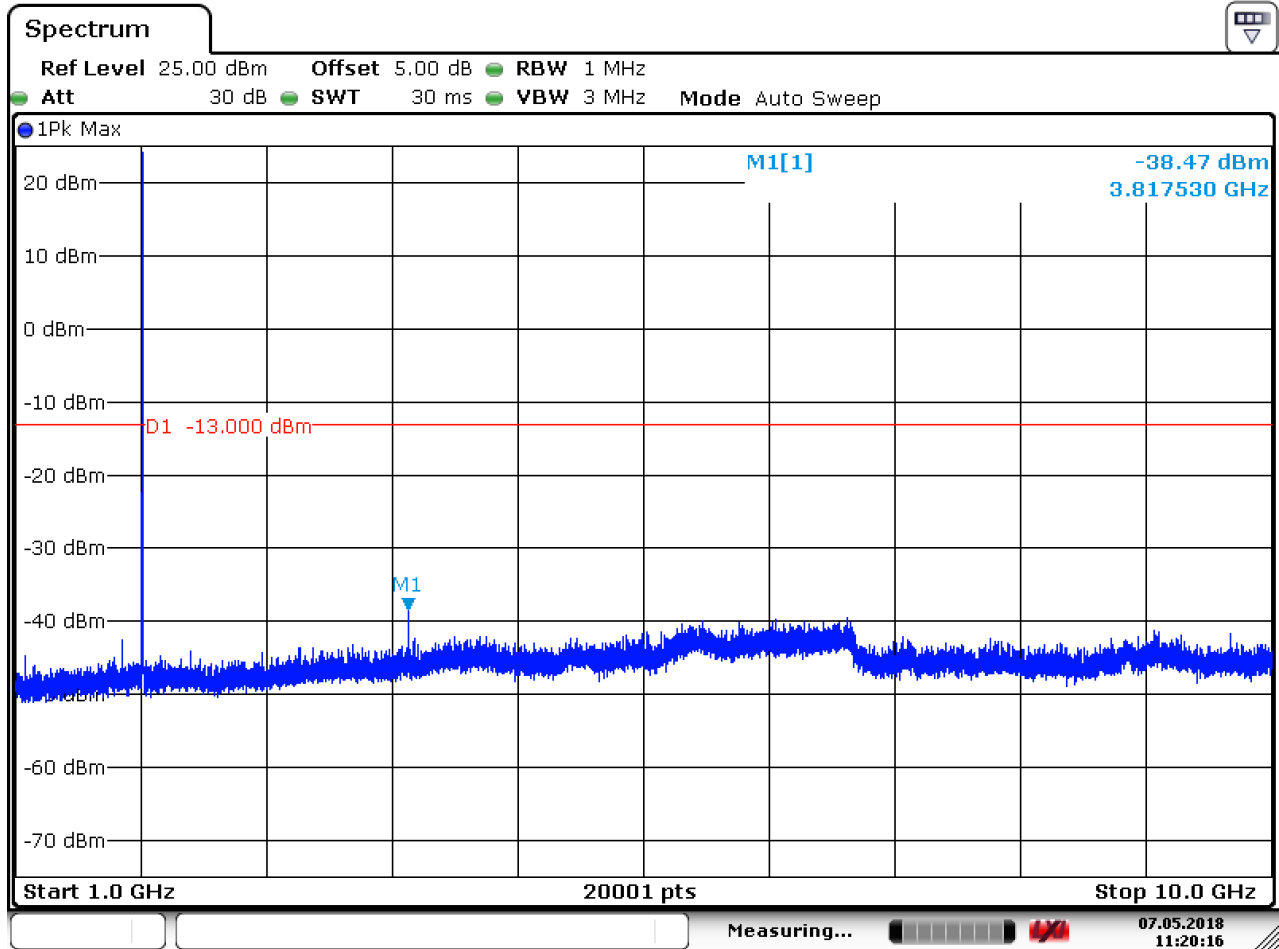
Date: 7.MAY.2018 11:18:20



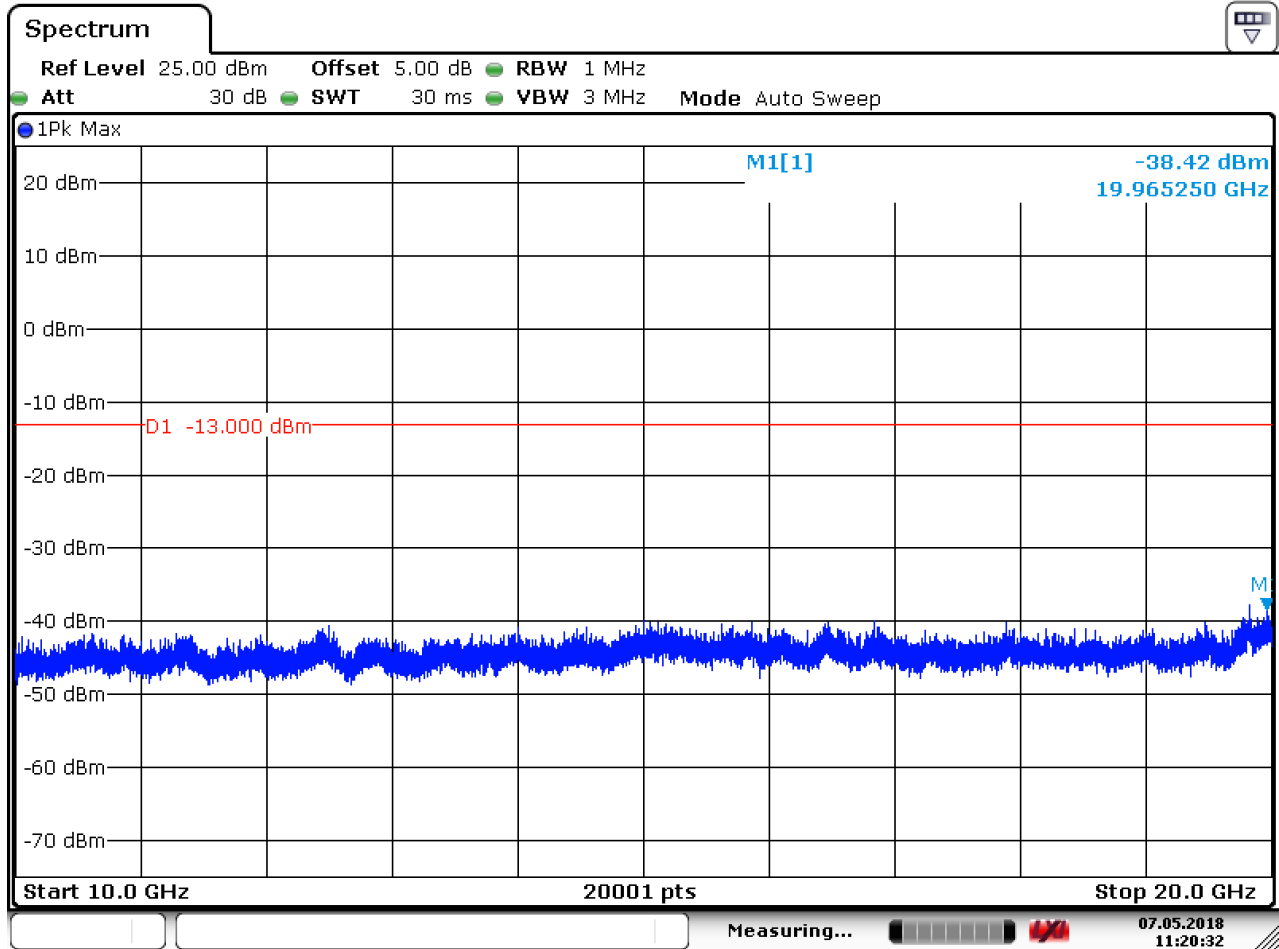
6.2.2.1.3 Test Channel = HCH



Date: 7.MAY.2018 11:21:03



Date: 7.MAY.2018 11:20:16



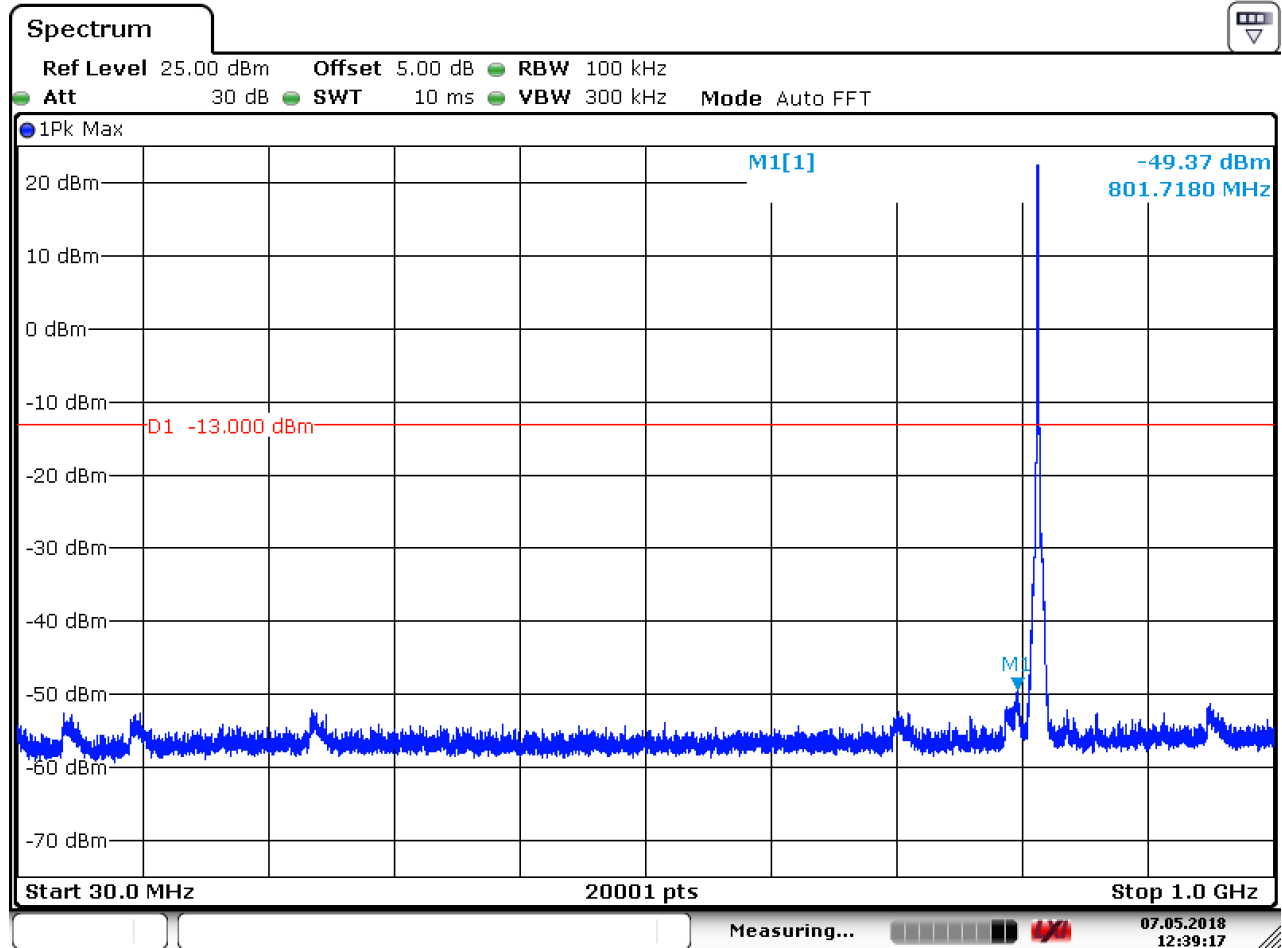
Date: 7.MAY.2018 11:20:32



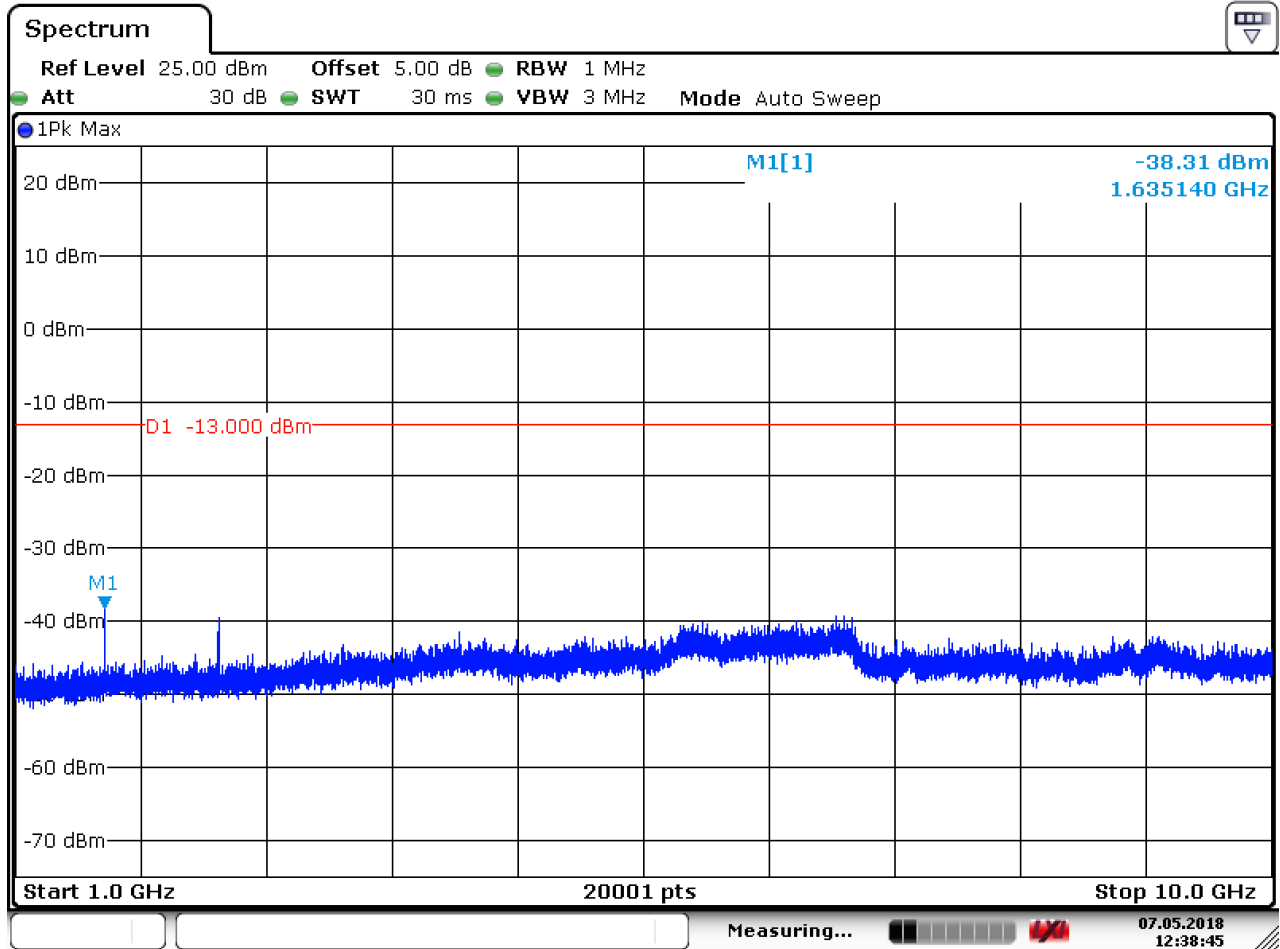
6.2.3 Test Band = EVDO BC10

6.2.3.1 Test Mode = EVDO /TM1

6.2.3.1.1 Test Channel = LCH

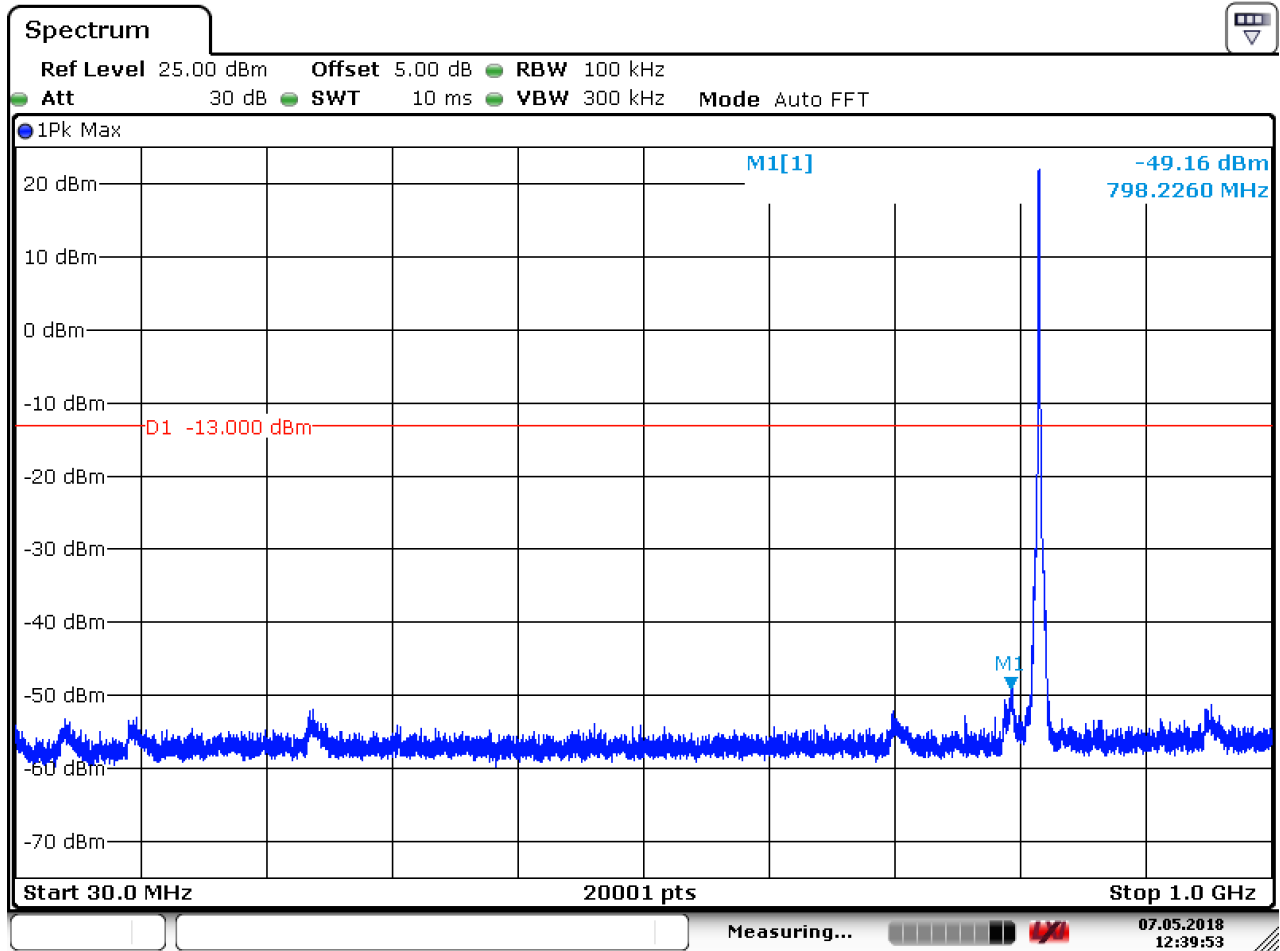


Date: 7.MAY.2018 12:39:17

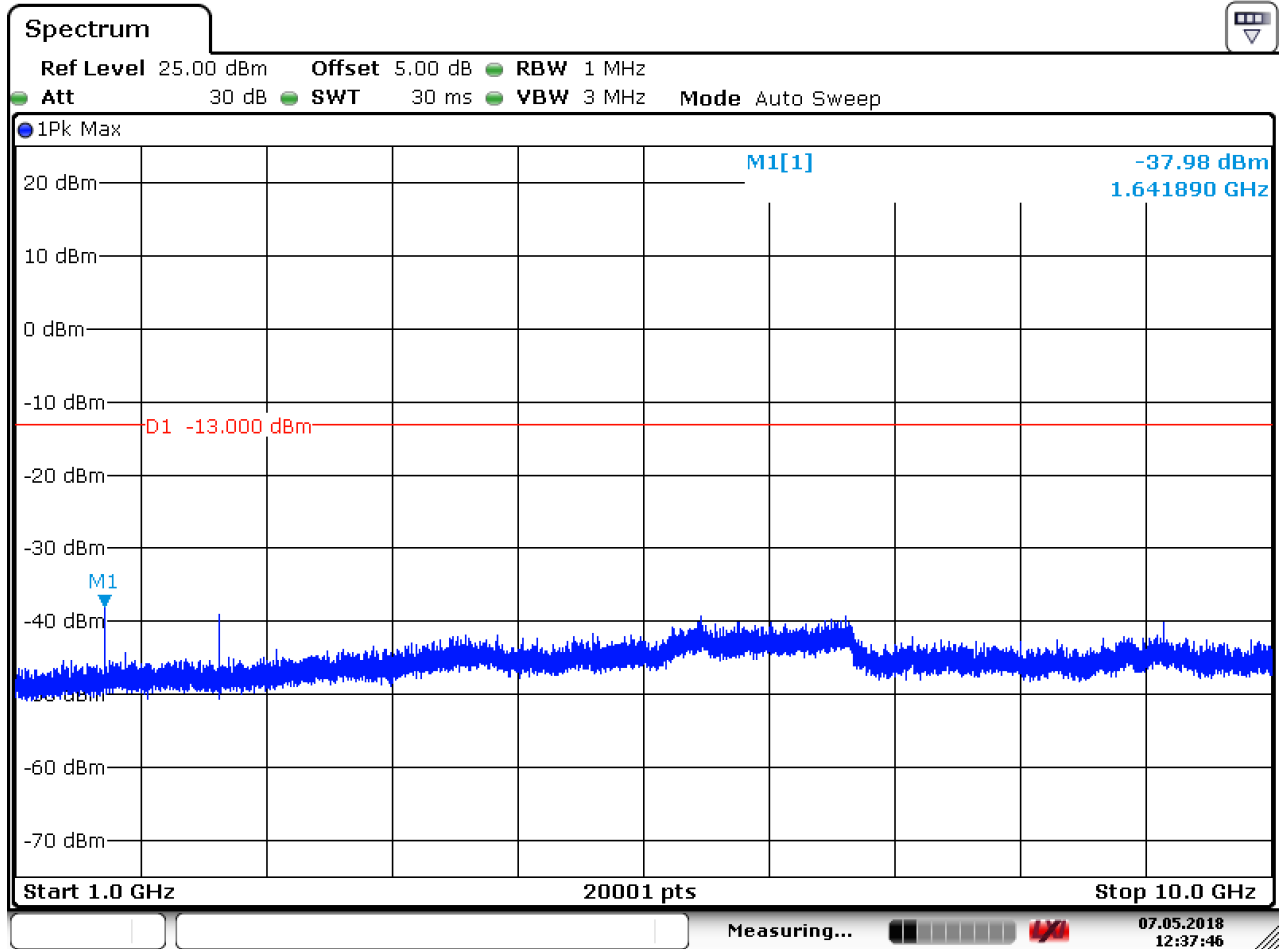


Date: 7.MAY.2018 12:38:45

6.2.3.1.2 Test Channel = MCH

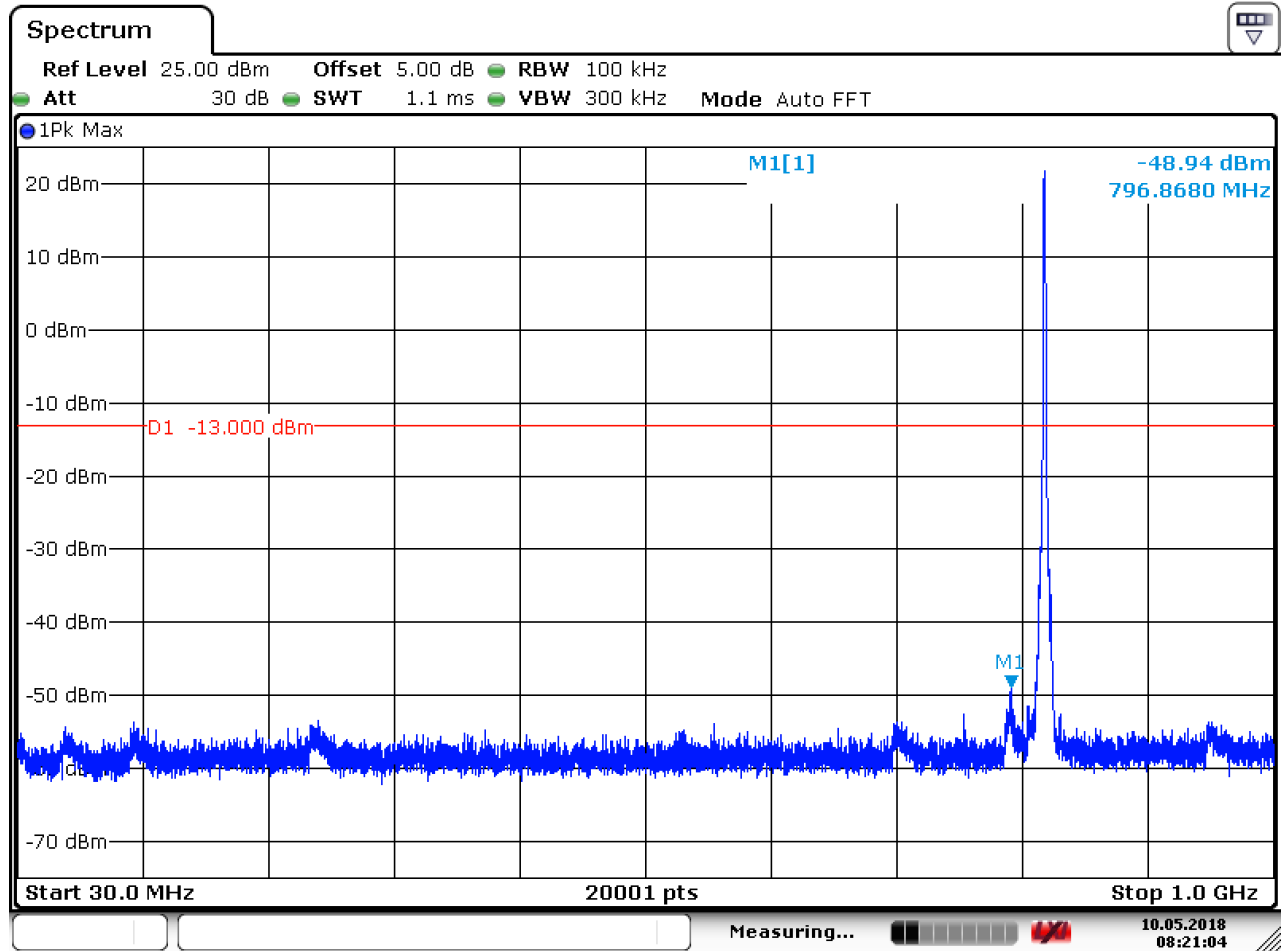


Date: 7.MAY.2018 12:39:54

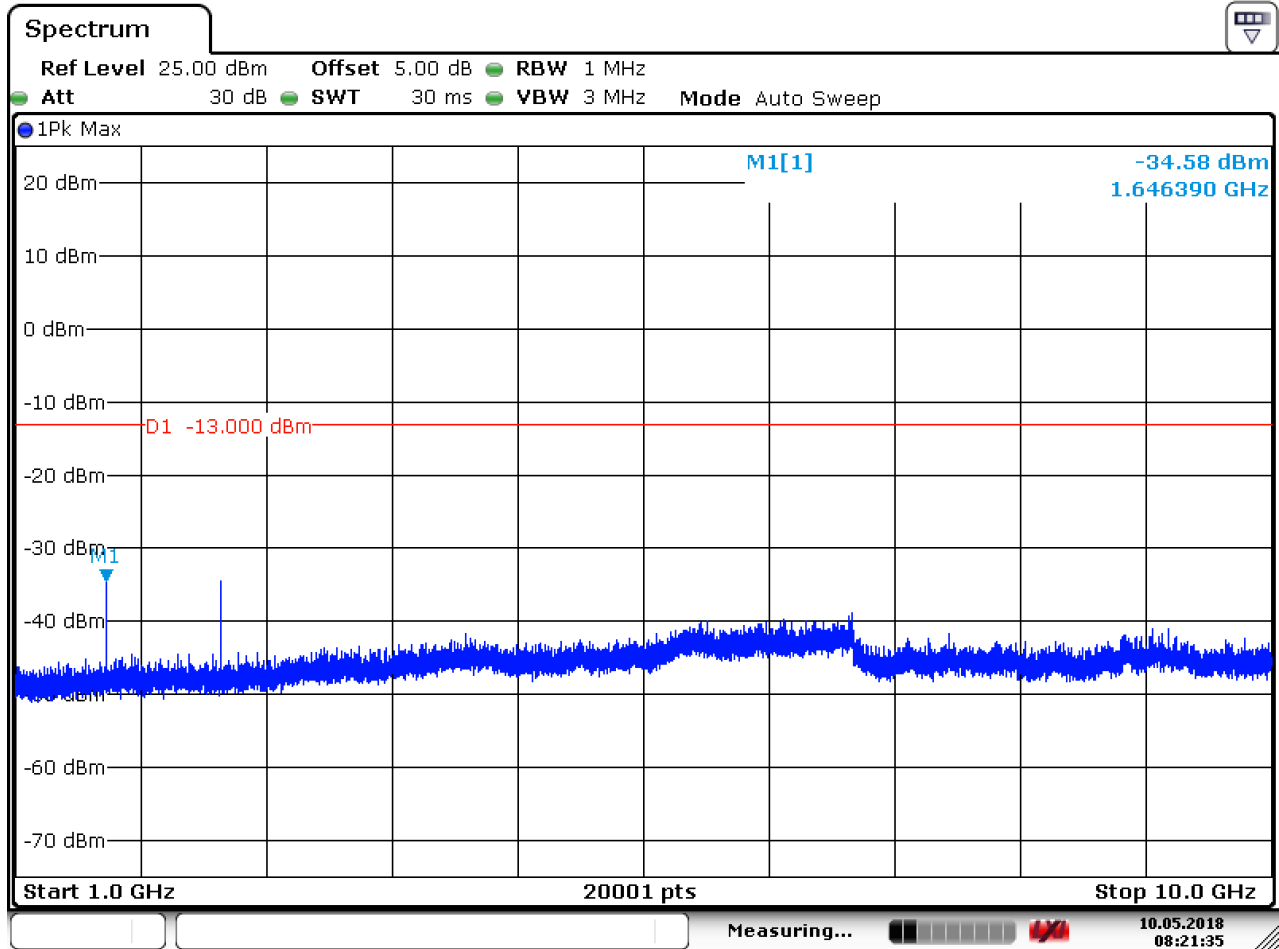


Date: 7.MAY.2018 12:37:46

6.2.3.1.3 Test Channel = HCH



Date: 10.MAY.2018 08:21:04



Date: 10.MAY.2018 08:21:35



7 Field Strength of Spurious Radiation

Part I - Test Plots

7.1 For CDMA

7.1.1 Test Band = CDMA band BC0

7.1.1.1 Test Mode = CDMA /TM1

Frequency (MHz)	Level (dBm)	Limit Line (dBm)	Over Limit (dB)	Polarization
72.750000	-78.59	-13.00	65.59	Vertical
120.400000	-80.66	-13.00	67.66	Vertical
288.000000	-82.00	-13.00	69.00	Vertical
1649.000000	-60.56	-13.00	47.56	Vertical
2473.500000	-57.66	-13.00	44.66	Vertical
3297.700000	-68.86	-13.00	55.86	Vertical
63.400000	-77.30	-13.00	64.30	Horizontal
120.250000	-82.76	-13.00	69.76	Horizontal
191.750000	-85.89	-13.00	72.89	Horizontal
1649.500000	-60.33	-13.00	47.33	Horizontal
2474.000000	-55.89	-13.00	42.89	Horizontal
3298.675000	-69.19	-13.00	56.19	Horizontal

7.1.1.1.1 Test Channel = MCH

Frequency (MHz)	Level (dBm)	Limit Line (dBm)	Over Limit (dB)	Polarization
70.200000	-77.71	-13.00	64.71	Vertical
121.850000	-77.02	-13.00	64.02	Vertical
381.950000	-81.77	-13.00	68.77	Vertical
1672.500000	-56.75	-13.00	43.75	Vertical
2510.000000	-55.96	-13.00	42.96	Vertical
3345.475000	-68.73	-13.00	55.73	Vertical
62.700000	-78.22	-13.00	65.22	Horizontal
122.150000	-83.74	-13.00	70.74	Horizontal
288.050000	-84.84	-13.00	71.84	Horizontal
1673.000000	-61.19	-13.00	48.19	Horizontal
2509.000000	-54.99	-13.00	41.99	Horizontal
3344.500000	-68.96	-13.00	55.96	Horizontal



7.1.1.1.2 Test Channel = HCH

Frequency (MHz)	Level (dBm)	Limit Line (dBm)	Over Limit (dB)	Polarization
72.000000	-76.99	-13.00	63.99	Vertical
120.500000	-79.39	-13.00	66.39	Vertical
288.000000	-81.65	-13.00	68.65	Vertical
1696.000000	-56.39	-13.00	43.39	Vertical
2544.000000	-53.41	-13.00	40.41	Vertical
3391.625000	-68.83	-13.00	55.83	Vertical
62.950000	-78.04	-13.00	65.04	Horizontal
122.250000	-83.75	-13.00	70.75	Horizontal
288.000000	-85.62	-13.00	72.62	Horizontal
1696.000000	-61.67	-13.00	48.67	Horizontal
2544.000000	-55.52	-13.00	42.52	Horizontal
3391.625000	-69.26	-13.00	56.26	Horizontal

7.1.2 Test Band = CDMA BC1

7.1.2.1 Test Mode = CDMA /TM1

7.1.2.1.1 Test Channel = LCH

Frequency (MHz)	Level (dBm)	Limit Line (dBm)	Over Limit (dB)	Polarization
64.250000	-81.00	-13.00	68.00	Vertical
122.200000	-76.47	-13.00	63.47	Vertical
3702.000000	-59.60	-13.00	46.60	Vertical
5554.175000	-66.47	-13.00	53.47	Vertical
7406.025000	-59.87	-13.00	46.87	Vertical
9257.875000	-48.53	-13.00	35.53	Vertical
63.100000	-77.11	-13.00	64.11	Horizontal
451.191667	-72.13	-13.00	59.13	Horizontal
3702.000000	-59.53	-13.00	46.53	Horizontal
5553.850000	-66.77	-13.00	53.77	Horizontal
7403.750000	-60.04	-13.00	47.04	Horizontal
9257.550000	-48.83	-13.00	35.83	Horizontal



7.1.2.1.2 Test Channel = MCH

Frequency (MHz)	Level (dBm)	Limit Line (dBm)	Over Limit (dB)	Polarization
78.900000	-70.90	-13.00	57.90	Vertical
144.000000	-76.61	-13.00	63.61	Vertical
643.187500	-74.05	-13.00	61.05	Vertical
3759.200000	-62.55	-13.00	49.55	Vertical
6042.000000	-65.92	-13.00	52.92	Vertical
9398.600000	-60.93	-13.00	47.93	Vertical
80.100000	-76.38	-13.00	63.38	Horizontal
119.950000	-81.33	-13.00	68.33	Horizontal
3759.525000	-61.84	-13.00	48.84	Horizontal
5639.325000	-63.78	-13.00	50.78	Horizontal
7518.800000	-60.37	-13.00	47.37	Horizontal
9398.275000	-54.13	-13.00	41.13	Horizontal

7.1.2.1.3 Test Channel = HCH

Frequency (MHz)	Level (dBm)	Limit Line (dBm)	Over Limit (dB)	Polarization
71.950000	-75.90	-13.00	62.90	Vertical
120.650000	-79.71	-13.00	66.71	Vertical
3817.050000	-58.24	-13.00	45.24	Vertical
5725.775000	-66.26	-13.00	53.26	Vertical
7633.850000	-63.51	-13.00	50.51	Vertical
9543.550000	-64.09	-13.00	51.09	Vertical
63.200000	-77.90	-13.00	64.90	Horizontal
120.650000	-82.68	-13.00	69.68	Horizontal
3816.725000	-62.60	-13.00	49.60	Horizontal
5726.425000	-61.54	-13.00	48.54	Horizontal
7633.850000	-61.75	-13.00	48.75	Horizontal
9543.875000	-56.17	-13.00	43.17	Horizontal



7.1.3 Test Band = CDMAband BC10

7.1.3.1 Test Mode = CDMA/TM1

Frequency (MHz)	Level (dBm)	Limit Line (dBm)	Over Limit (dB)	Polarization
71.500000	-78.90	-13.00	65.90	Vertical
144.000000	-81.72	-13.00	68.72	Vertical
355.550000	-83.73	-13.00	70.73	Vertical
1635.500000	-59.34	-13.00	46.34	Vertical
2454.000000	-57.69	-13.00	44.69	Vertical
3270.075000	-68.51	-13.00	55.51	Vertical
62.650000	-78.03	-13.00	65.03	Horizontal
158.950000	-84.85	-13.00	71.85	Horizontal
288.000000	-85.01	-13.00	72.01	Horizontal
1635.500000	-59.13	-13.00	46.13	Horizontal
2453.500000	-55.47	-13.00	42.47	Horizontal
3270.400000	-68.69	-13.00	55.69	Horizontal



7.1.3.1.1 Test Channel = MCH

Frequency (MHz)	Level (dBm)	Limit Line (dBm)	Over Limit (dB)	Polarization
71.000000	-76.48	-13.00	63.48	Vertical
144.000000	-82.67	-13.00	69.67	Vertical
288.000000	-82.36	-13.00	69.36	Vertical
1641.500000	-59.57	-13.00	46.57	Vertical
2461.500000	-57.46	-13.00	44.46	Vertical
3283.075000	-67.56	-13.00	54.56	Vertical
62.100000	-77.59	-13.00	64.59	Horizontal
144.000000	-82.87	-13.00	69.87	Horizontal
260.600000	-87.59	-13.00	74.59	Horizontal
1640.500000	-61.51	-13.00	48.51	Horizontal
2462.000000	-55.82	-13.00	42.82	Horizontal
3282.750000	-68.49	-13.00	55.49	Horizontal

7.1.3.1.2 Test Channel = HCH

Frequency (MHz)	Level (dBm)	Limit Line (dBm)	Over Limit (dB)	Polarization
71.950000	-77.94	-13.00	64.94	Vertical
144.000000	-83.60	-13.00	70.60	Vertical
288.000000	-79.46	-13.00	66.46	Vertical
1646.000000	-61.73	-13.00	48.73	Vertical
2468.500000	-57.53	-13.00	44.53	Vertical
3291.200000	-68.21	-13.00	55.21	Vertical
62.750000	-77.92	-13.00	64.92	Horizontal
156.900000	-87.63	-13.00	74.63	Horizontal
288.000000	-85.11	-13.00	72.11	Horizontal
1646.500000	-62.74	-13.00	49.74	Horizontal
2468.500000	-56.73	-13.00	43.73	Horizontal
3292.175000	-68.81	-13.00	55.81	Horizontal



7.2 For EVDO

7.2.1 Test Band = EVDO band BC0

7.2.1.1 Test Mode = CDMA /TM1

Frequency (MHz)	Level (dBm)	Limit Line (dBm)	Over Limit (dB)	Polarization
64.950000	-82.09	-13.00	69.09	Vertical
125.000000	-86.92	-13.00	73.92	Vertical
288.000000	-81.93	-13.00	68.93	Vertical
1213.000000	-66.38	-13.00	53.38	Vertical
2200.000000	-59.35	-13.00	46.35	Vertical
4297.725000	-67.42	-13.00	54.42	Vertical
63.700000	-78.33	-13.00	65.33	Horizontal
111.450000	-90.33	-13.00	77.33	Horizontal
288.000000	-83.32	-13.00	70.32	Horizontal
1100.000000	-67.01	-13.00	54.01	Horizontal
2396.500000	-59.02	-13.00	46.02	Horizontal
5078.700000	-67.10	-13.00	54.10	Horizontal

7.2.1.1.1 Test Channel = MCH

Frequency (MHz)	Level (dBm)	Limit Line (dBm)	Over Limit (dB)	Polarization
71.600000	-74.84	-13.00	61.84	Vertical
144.000000	-80.71	-13.00	67.71	Vertical
288.000000	-81.13	-13.00	68.13	Vertical
1212.500000	-65.89	-13.00	52.89	Vertical
2200.000000	-58.83	-13.00	45.83	Vertical
4305.200000	-66.69	-13.00	53.69	Vertical
62.800000	-78.16	-13.00	65.16	Horizontal
144.000000	-83.11	-13.00	70.11	Horizontal
288.000000	-84.16	-13.00	71.16	Horizontal
1202.000000	-66.97	-13.00	53.97	Horizontal
2249.500000	-59.34	-13.00	46.34	Horizontal
4283.100000	-67.10	-13.00	54.10	Horizontal



7.2.1.1.2 Test Channel = HCH

Frequency (MHz)	Level (dBm)	Limit Line (dBm)	Over Limit (dB)	Polarization
64.800000	-81.33	-13.00	68.33	Vertical
125.050000	-87.80	-13.00	74.80	Vertical
288.000000	-81.81	-13.00	68.81	Vertical
1256.000000	-66.52	-13.00	53.52	Vertical
2387.500000	-59.37	-13.00	46.37	Vertical
4090.375000	-68.04	-13.00	55.04	Vertical
62.700000	-77.83	-13.00	64.83	Horizontal
188.200000	-83.46	-13.00	70.46	Horizontal
288.000000	-84.20	-13.00	71.20	Horizontal
1259.500000	-67.38	-13.00	54.38	Horizontal
2388.500000	-59.05	-13.00	46.05	Horizontal
4298.375000	-67.15	-13.00	54.15	Horizontal

7.2.2 Test Band = EVDO BC1

7.2.2.1 Test Mode = EVDO /TM1

7.2.2.1.1 Test Channel = LCH

Frequency (MHz)	Level (dBm)	Limit Line (dBm)	Over Limit (dB)	Polarization
64.750000	-82.09	-13.00	69.09	Vertical
119.850000	-89.15	-13.00	76.15	Vertical
376.450000	-80.61	-13.00	67.61	Vertical
3702.000000	-68.42	-13.00	55.42	Vertical
5077.725000	-67.15	-13.00	54.15	Vertical
6472.300000	-65.44	-13.00	52.44	Vertical
55.950000	-78.27	-13.00	65.27	Horizontal
111.900000	-92.68	-13.00	79.68	Horizontal
268.800000	-86.30	-13.00	73.30	Horizontal
3556.400000	-69.34	-13.00	56.34	Horizontal
7052.750000	-65.25	-13.00	52.25	Horizontal
4737.125000	-67.43	-13.00	54.43	Horizontal



7.2.2.1.2 Test Channel = MCH

Frequency (MHz)	Level (dBm)	Limit Line (dBm)	Over Limit (dB)	Polarization
64.250000	-81.99	-13.00	68.99	Vertical
120.000000	-89.28	-13.00	76.28	Vertical
353.300000	-86.41	-13.00	73.41	Vertical
3802.750000	-68.77	-13.00	55.77	Vertical
6262.350000	-65.78	-13.00	52.78	Vertical
8605.925000	-64.29	-13.00	51.29	Vertical
62.500000	-77.12	-13.00	64.12	Horizontal
110.700000	-89.87	-13.00	76.87	Horizontal
268.800000	-86.77	-13.00	73.77	Horizontal
3543.725000	-69.41	-13.00	56.41	Horizontal
5078.050000	-67.15	-13.00	54.15	Horizontal
7089.475000	-65.16	-13.00	52.16	Horizontal

7.2.2.1.3 Test Channel = HCH

Frequency (MHz)	Level (dBm)	Limit Line (dBm)	Over Limit (dB)	Polarization
64.150000	-82.14	-13.00	69.14	Vertical
118.250000	-89.70	-13.00	76.70	Vertical
339.150000	-86.60	-13.00	73.60	Vertical
4095.575000	-68.12	-13.00	55.12	Vertical
6455.400000	-65.84	-13.00	52.84	Vertical
9266.000000	-64.40	-13.00	51.40	Vertical
62.950000	-78.04	-13.00	65.04	Horizontal
110.400000	-93.53	-13.00	80.53	Horizontal
265.800000	-88.01	-13.00	75.01	Horizontal
3724.425000	-69.07	-13.00	56.07	Horizontal
5172.300000	-67.43	-13.00	54.43	Horizontal
7247.750000	-65.15	-13.00	52.15	Horizontal



7.2.3 Test Band = EVDO band BC10

7.2.3.1 Test Mode = EVDO /TM1

Frequency (MHz)	Level (dBm)	Limit Line (dBm)	Over Limit (dB)	Polarization
64.450000	-82.07	-13.00	69.07	Vertical
118.800000	-89.01	-13.00	76.01	Vertical
320.000000	-87.09	-13.00	74.09	Vertical
1888.000000	-62.62	-13.00	49.62	Vertical
4095.250000	-68.11	-13.00	55.11	Vertical
6179.150000	-65.81	-13.00	52.81	Vertical
61.900000	-78.83	-13.00	65.83	Horizontal
110.750000	-92.76	-13.00	79.76	Horizontal
268.800000	-86.42	-13.00	73.42	Horizontal
1889.500000	-62.86	-13.00	49.86	Horizontal
4204.450000	-67.80	-13.00	54.80	Horizontal
6255.525000	-66.15	-13.00	53.15	Horizontal

7.2.3.1.1 Test Channel = MCH

Frequency (MHz)	Level (dBm)	Limit Line (dBm)	Over Limit (dB)	Polarization
72.350000	-75.92	-13.00	62.92	Vertical
125.000000	-86.91	-13.00	73.91	Vertical
344.350000	-86.37	-13.00	73.37	Vertical
1271.000000	-66.46	-13.00	53.46	Vertical
3886.275000	-68.74	-13.00	55.74	Vertical
6272.100000	-65.84	-13.00	52.84	Vertical
63.200000	-78.09	-13.00	65.09	Horizontal
268.750000	-87.31	-13.00	74.31	Horizontal
1899.000000	-61.72	-13.00	48.72	Horizontal
3813.800000	-68.73	-13.00	55.73	Horizontal
6053.375000	-65.98	-13.00	52.98	Horizontal
63.200000	-78.09	-13.00	65.09	Horizontal



7.2.3.1.2 Test Channel = HCH

Frequency (MHz)	Level (dBm)	Limit Line (dBm)	Over Limit (dB)	Polarization
65.000000	-82.50	-13.00	69.50	Vertical
124.950000	-87.48	-13.00	74.48	Vertical
337.150000	-86.70	-13.00	73.70	Vertical
1747.000000	-64.19	-13.00	51.19	Vertical
2598.500000	-57.99	-13.00	44.99	Vertical
4240.525000	-67.37	-13.00	54.37	Vertical
62.550000	-77.99	-13.00	64.99	Horizontal
265.150000	-87.14	-13.00	74.14	Horizontal
1476.500000	-66.21	-13.00	53.21	Horizontal
1888.000000	-63.07	-13.00	50.07	Horizontal
2401.000000	-59.13	-13.00	46.13	Horizontal
3976.625000	-68.56	-13.00	55.56	Horizontal

NOTE:

- 1) The disturbance above 13GHz and below 30MHz was very low, and the above harmonics were the highest point could be found when testing, so only the above harmonics had been displayed.



8 Frequency Stability

8.1 Frequency Error VS. Voltage

Test Band	Test Mode	Test Channel	Test Temp.	Test Volt.	Freq. Error [Hz]	Freq. vs. rated [ppm]	Verdict
CDMA BC0	CDMA/TM1	LCH	TN	VL	-7.01	-0.00850	PASS
				VN	-8.93	-0.01083	PASS
				VH	-0.02	-0.00003	PASS
		MCH	TN	VL	-0.60	-0.00072	PASS
				VN	-3.65	-0.00436	PASS
				VH	-3.26	-0.00389	PASS
		HCH	TN	VL	0.86	0.00101	PASS
				VN	-7.41	-0.00873	PASS
				VH	-3.08	-0.00363	PASS

Test Band	Test Mode	Test Channel	Test Temp.	Test Volt.	Freq. Error [Hz]	Freq. vs. rated [ppm]	Verdict
CDMA BC1	CDMA/TM1	LCH	TN	VL	-3.41	-0.00184	PASS
				VN	0.11	0.00006	PASS
				VH	0.03	0.00001	PASS
		MCH	TN	VL	-6.62	-0.00352	PASS
				VN	5.60	0.00298	PASS
				VH	1.43	0.00076	PASS
		HCH	TN	VL	7.06	0.00370	PASS
				VN	-0.94	-0.00049	PASS
				VH	9.05	0.00474	PASS

Test Band	Test Mode	Test Channel	Test Temp.	Test Volt.	Freq. Error [Hz]	Freq. vs. rated [ppm]	Verdict
CDMAB10	CDMA/TM1	LCH	TN	VL	8.06	0.00985	PASS
				VN	-5.09	-0.00623	PASS
				VH	-1.84	-0.00224	PASS
		MCH	TN	VL	-0.35	-0.00042	PASS
				VN	6.63	0.00808	PASS
				VH	9.18	0.01119	PASS
		HCH	TN	VL	-2.64	-0.00320	PASS
				VN	-6.58	-0.00799	PASS
				VH	-2.36	-0.00286	PASS



**SGS-CSTC Standards Technical Services Co., Ltd.
Shenzhen Branch**

Report No.: SZEM180300241701

Page: 114 of 120

Test Band	Test Mode	Test Channel	Test Temp.	Test Volt.	Freq. Error [Hz]	Freq. vs. rated [ppm]	Verdict
EVDO BC0	EVDO /TM1	LCH	TN	VL	3.64	0.00441	PASS
				VN	9.45	0.01146	PASS
				VH	5.99	0.00727	PASS
		MCH	TN	VL	0.02	0.00002	PASS
				VN	-4.63	-0.00553	PASS
				VH	9.17	0.01096	PASS
		HCH	TN	VL	2.74	0.00323	PASS
				VN	-9.13	-0.01077	PASS
				VH	0.47	0.00056	PASS

Test Band	Test Mode	Test Channel	Test Temp.	Test Volt.	Freq. Error [Hz]	Freq. vs. rated [ppm]	Verdict
EVDO BC1	EVDO /TM1	LCH	TN	VL	-0.07	-0.00004	PASS
				VN	-2.48	-0.00134	PASS
				VH	0.05	0.00003	PASS
		MCH	TN	VL	-5.57	-0.00296	PASS
				VN	8.19	0.00436	PASS
				VH	3.73	0.00198	PASS
		HCH	TN	VL	-6.32	-0.00331	PASS
				VN	4.92	0.00258	PASS
				VH	7.44	0.00390	PASS

Test Band	Test Mode	Test Channel	Test Temp.	Test Volt.	Freq. Error [Hz]	Freq. vs. rated [ppm]	Verdict
EVDO B10	EVDO /TM1	LCH	TN	VL	0.22	0.00027	PASS
				VN	3.71	0.00454	PASS
				VH	9.97	0.01218	PASS
		MCH	TN	VL	2.53	0.00308	PASS
				VN	-3.87	-0.00472	PASS
				VH	6.13	0.00747	PASS
		HCH	TN	VL	4.30	0.00522	PASS
				VN	-9.01	-0.01095	PASS
				VH	9.26	0.01125	PASS

8.2 Frequency Error VS. Temperature

Test Band	Test Mode	Test Channel	Test Volt.	Test Temp.	Freq. Error [Hz]	Freq. vs. rated [ppm]	Verdict
CDMA BC0	CDMA/TM1	LCH	VN	-30	9.87	0.01197	PASS
				-20	-3.68	-0.00447	PASS
				-10	9.45	0.01146	PASS
				0	0.71	0.00086	PASS
				10	-3.18	-0.00386	PASS
				20	1.12	0.00135	PASS
				30	0.98	0.00119	PASS
				40	1.14	0.00138	PASS
				50	0.89	0.00108	PASS
		MCH	VN	-30	6.31	0.00754	PASS
				-20	4.60	0.00550	PASS
				-10	-7.31	-0.00873	PASS
				0	-2.02	-0.00242	PASS
				10	9.73	0.01163	PASS
				20	7.81	0.00933	PASS
				30	-9.19	-0.01099	PASS
				40	-1.05	-0.00125	PASS
				50	-7.35	-0.00878	PASS
		HCH	VN	-30	-3.91	-0.00461	PASS
				-20	0.43	0.00051	PASS
				-10	8.94	0.01054	PASS
				0	-1.52	-0.00179	PASS
				10	-1.72	-0.00203	PASS
				20	-6.39	-0.00753	PASS
				30	8.80	0.01037	PASS
				40	-6.74	-0.00795	PASS
				50	-5.20	-0.00613	PASS



**SGS-CSTC Standards Technical Services Co., Ltd.
Shenzhen Branch**

Report No.: SZEM180300241701

Page: 116 of 120

Test Band	Test Mode	Test Channel	Test Volt.	Test Temp.	Freq. Error [Hz]	Freq. vs. rated [ppm]	Verdict
CDMA BC1	CDMA/TM1	LCH	VN	-30	-8.60	-0.00464	PASS
				-20	5.04	0.00272	PASS
				-10	6.70	0.00362	PASS
				0	2.02	0.00109	PASS
				10	5.85	0.00316	PASS
				20	-0.87	-0.00047	PASS
				30	3.68	0.00199	PASS
				40	-8.09	-0.00437	PASS
				50	6.10	0.00329	PASS
		MCH	VN	-30	5.95	0.00317	PASS
				-20	9.23	0.00491	PASS
				-10	1.67	0.00089	PASS
				0	-9.36	-0.00498	PASS
				10	-2.49	-0.00132	PASS
				20	-1.99	-0.00106	PASS
				30	0.29	0.00015	PASS
				40	-9.14	-0.00486	PASS
				50	-1.70	-0.00090	PASS
		HCH	VN	-30	3.47	0.00182	PASS
				-20	6.74	0.00353	PASS
				-10	0.91	0.00048	PASS
				0	6.14	0.00322	PASS
				10	6.12	0.00321	PASS
				20	9.19	0.00482	PASS
				30	-0.63	-0.00033	PASS
				40	-3.44	-0.00180	PASS
				50	3.97	0.00208	PASS



**SGS-CSTC Standards Technical Services Co., Ltd.
Shenzhen Branch**

Report No.: SZEM180300241701

Page: 117 of 120

Test Band	Test Mode	Test Channel	Test Volt.	Test Temp.	Freq. Error [Hz]	Freq. vs. rated [ppm]	Verdict
CDMA BC10	CDMA/TM1	LCH	VN	-30	-4.86	-0.00595	PASS
				-20	0.62	0.00076	PASS
				-10	8.53	0.01043	PASS
				0	-2.58	-0.00315	PASS
				10	4.76	0.00583	PASS
				20	-3.07	-0.00375	PASS
				30	8.94	0.01093	PASS
				40	4.85	0.00593	PASS
				50	-1.55	-0.00190	PASS
		MCH	VN	-30	-6.15	-0.00750	PASS
				-20	-6.53	-0.00796	PASS
				-10	-2.81	-0.00342	PASS
				0	-2.56	-0.00311	PASS
				10	-9.46	-0.01153	PASS
				20	-0.49	-0.00060	PASS
				30	6.14	0.00748	PASS
				40	-6.95	-0.00847	PASS
				50	-4.97	-0.00606	PASS
		HCH	VN	-30	0.31	0.00037	PASS
				-20	-6.51	-0.00792	PASS
				-10	-6.50	-0.00789	PASS
				0	7.09	0.00861	PASS
				10	-6.76	-0.00821	PASS
				20	1.70	0.00207	PASS
				30	8.82	0.01072	PASS
				40	1.54	0.00187	PASS
				50	8.75	0.01063	PASS



**SGS-CSTC Standards Technical Services Co., Ltd.
Shenzhen Branch**

Report No.: SZEM180300241701

Page: 118 of 120

Test Band	Test Mode	Test Channel	Test Volt.	Test Temp.	Freq. Error [Hz]	Freq. vs. rated [ppm]	Verdict
EVDO BC0	CDMA/TM2	LCH	VN	-30	0.57	0.00069	PASS
				-20	-3.41	-0.00413	PASS
				-10	5.95	0.00721	PASS
				0	6.13	0.00743	PASS
				10	3.99	0.00484	PASS
				20	-5.60	-0.00679	PASS
				30	-2.58	-0.00312	PASS
				40	9.32	0.01130	PASS
		MCH	VN	50	-4.59	-0.00557	PASS
				-30	-1.42	-0.00170	PASS
				-20	3.46	0.00414	PASS
				-10	9.66	0.01154	PASS
				0	7.78	0.00930	PASS
				10	0.61	0.00073	PASS
				20	2.75	0.00329	PASS
				30	-8.92	-0.01067	PASS
		HCH	VN	40	-7.87	-0.00941	PASS
				50	-3.77	-0.00450	PASS
				-30	2.08	0.00246	PASS
				-20	4.14	0.00489	PASS
				-10	3.43	0.00404	PASS
				0	1.38	0.00163	PASS
				10	9.04	0.01065	PASS
				20	-1.31	-0.00154	PASS
30	1.13	0.00133	PASS				
40	9.81	0.01156	PASS				
50	6.61	0.00779	PASS				



**SGS-CSTC Standards Technical Services Co., Ltd.
Shenzhen Branch**

Report No.: SZEM180300241701

Page: 119 of 120

Test Band	Test Mode	Test Channel	Test Volt.	Test Temp.	Freq. Error [Hz]	Freq. vs. rated [ppm]	Verdict
EVDO BC1	CDMA/TM2	LCH	VN	-30	5.46	0.00295	PASS
				-20	-3.35	-0.00181	PASS
				-10	-5.93	-0.00320	PASS
				0	-3.93	-0.00212	PASS
				10	7.84	0.00423	PASS
				20	4.02	0.00217	PASS
				30	-7.27	-0.00392	PASS
				40	1.82	0.00099	PASS
				50	4.91	0.00265	PASS
		MCH	VN	-30	9.94	0.00529	PASS
				-20	0.12	0.00006	PASS
				-10	-0.16	-0.00008	PASS
				0	5.26	0.00280	PASS
				10	0.53	0.00028	PASS
				20	-0.32	-0.00017	PASS
				30	8.95	0.00476	PASS
				40	-1.11	-0.00059	PASS
				50	-0.69	-0.00037	PASS
		HCH	VN	-30	-0.54	-0.00028	PASS
				-20	-1.71	-0.00090	PASS
				-10	-2.16	-0.00113	PASS
				0	2.58	0.00135	PASS
				10	0.23	0.00012	PASS
				20	-9.20	-0.00482	PASS
				30	-4.21	-0.00220	PASS
				40	-5.39	-0.00282	PASS
				50	5.30	0.00277	PASS



**SGS-CSTC Standards Technical Services Co., Ltd.
Shenzhen Branch**

Report No.: SZEM180300241701

Page: 120 of 120

Test Band	Test Mode	Test Channel	Test Volt.	Test Temp.	Freq. Error [Hz]	Freq. vs. rated [ppm]	Verdict
EVDO BC10	CDMA/TM2	LCH	VN	-30	4.33	0.00529	PASS
				-20	-2.57	-0.00315	PASS
				-10	-3.02	-0.00370	PASS
				0	-4.16	-0.00508	PASS
				10	0.38	0.00047	PASS
				20	8.12	0.00992	PASS
				30	-1.10	-0.00135	PASS
				40	1.30	0.00160	PASS
				50	8.40	0.01027	PASS
		MCH	VN	-30	1.25	0.00152	PASS
				-20	4.27	0.00521	PASS
				-10	7.80	0.00950	PASS
				0	-7.09	-0.00864	PASS
				10	-4.26	-0.00519	PASS
				20	6.01	0.00732	PASS
				30	-1.93	-0.00235	PASS
				40	2.65	0.00322	PASS
				50	9.10	0.01109	PASS
		HCH	VN	-30	1.63	0.00198	PASS
				-20	-4.11	-0.00499	PASS
				-10	-4.20	-0.00510	PASS
				0	-0.44	-0.00054	PASS
				10	-6.47	-0.00786	PASS
				20	-7.97	-0.00968	PASS
				30	9.87	0.01199	PASS
				40	7.97	0.00969	PASS
				50	6.40	0.00777	PASS

The End