



REPORT No. : SZ19050247S01

Annex D Plots of RF Test Results

HAC RF_CDMA2000_BC0_Ch1013_E

Communication System: UID 10295 - AAB, CDMA2000, RC1, SO3, 1/8th Rate 25 fr.; Frequency: 815.04 MHz; Duty Cycle: 1:17.7419

Medium: Air Medium parameters used: $\sigma = 0$ S/m, $\epsilon_r = 1$; $\rho = 0$ kg/m³

Ambient Temperature : 23.2 °C

DASY5 Configuration:

- Probe: ER3DV6 - SN2434; ConvF(1, 1, 1); Calibrated: 2018.10.18;
- Sensor-Surface: (Fix Surface), Sensor-Surface: 0mm (Fix Surface)
- Electronics: DAE4 Sn480; Calibrated: 2019.04.11
- Phantom: HAC Test Arch with AMCC; Type: SD HAC P01 BA;
- Measurement SW: DASY52, Version 52.8 (8); SEMCAD X Version 14.6.10 (7331)

Ch1013/Hearing Aid Compatibility Test (101x101x1): Interpolated grid: dx=0.5000 mm, dy=0.5000 mm

Device Reference Point: 0, 0, -6.3 mm

Reference Value = 9.275 V/m; Power Drift = 0.32 dB

Applied MIF = 3.26 dB

RF audio interference level = 21.52 dBV/m

Emission category: M4

MIF scaled E-field

Grid 1 M4 21.9 dBV/m	Grid 2 M4 21.4 dBV/m	Grid 3 M4 19.65 dBV/m
Grid 4 M4 22.06 dBV/m	Grid 5 M4 21.52 dBV/m	Grid 6 M4 20.11 dBV/m
Grid 7 M4 22.04 dBV/m	Grid 8 M4 21.19 dBV/m	Grid 9 M4 19.98 dBV/m


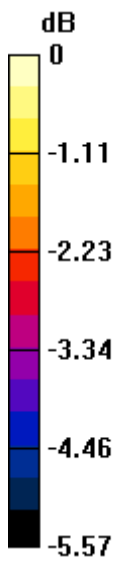
Cursor:

Total = 22.06 dBV/m

E Category: M4

Location: 25, 0.5, 8.7 mm

Maximum value of Total (interpolated) = 12.67 V/m



0 dB = 12.67 V/m = 22.06 dBV/m

HAC RF_CDMA2000_BC0_Ch384_E

Communication System: UID 10295 - AAB, CDMA2000, RC1, SO3, 1/8th Rate 25 fr.; Frequency: 836.52 MHz; Duty Cycle: 1:17.7419

Medium: Air Medium parameters used: $\sigma = 0$ S/m, $\epsilon_r = 1$; $\rho = 0$ kg/m³

Ambient Temperature : 23.2 °C

DASY5 Configuration:

- Probe: ER3DV6 - SN2434; ConvF(1, 1, 1); Calibrated: 2018.10.18;
- Sensor-Surface: (Fix Surface), Sensor-Surface: 0mm (Fix Surface)
- Electronics: DAE4 Sn480; Calibrated: 2019.04.11
- Phantom: HAC Test Arch with AMCC; Type: SD HAC P01 BA;
- Measurement SW: DASY52, Version 52.8 (8); SEMCAD X Version 14.6.10 (7331)

Ch384/Hearing Aid Compatibility Test (101x101x1): Interpolated grid: dx=0.5000 mm, dy=0.5000 mm

Device Reference Point: 0, 0, -6.3 mm

Reference Value = 9.579 V/m; Power Drift = -0.14 dB

Applied MIF = 3.26 dB

RF audio interference level = 21.75 dBV/m

Emission category: M4

MIF scaled E-field

Grid 1 M4 22.36 dBV/m	Grid 2 M4 21.64 dBV/m	Grid 3 M4 20.22 dBV/m
Grid 4 M4 22.35 dBV/m	Grid 5 M4 21.75 dBV/m	Grid 6 M4 20.41 dBV/m
Grid 7 M4 22.07 dBV/m	Grid 8 M4 21.48 dBV/m	Grid 9 M4 20.17 dBV/m


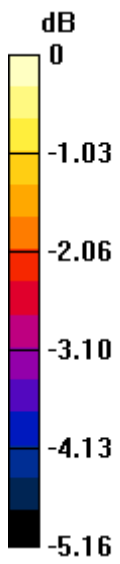
Cursor:

Total = 22.36 dBV/m

E Category: M4

Location: 25, -9.5, 8.7 mm

Maximum value of Total (interpolated) = 13.13 V/m



0 dB = 13.13 V/m = 22.36 dBV/m

HAC RF_CDMA2000_BC0_Ch777_E

Communication System: UID 10295 - AAB, CDMA2000, RC1, SO3, 1/8th Rate 25 fr.; Frequency: 848.97 MHz; Duty Cycle: 1:17.7419

Medium: Air Medium parameters used: $\sigma = 0$ S/m, $\epsilon_r = 1$; $\rho = 0$ kg/m³

Ambient Temperature : 23.2 °C

DASY5 Configuration:

- Probe: ER3DV6 - SN2434; ConvF(1, 1, 1); Calibrated: 2018.10.18;
- Sensor-Surface: (Fix Surface), Sensor-Surface: 0mm (Fix Surface)
- Electronics: DAE4 Sn480; Calibrated: 2019.04.11
- Phantom: HAC Test Arch with AMCC; Type: SD HAC P01 BA;
- Measurement SW: DASY52, Version 52.8 (8); SEMCAD X Version 14.6.10 (7331)

Ch777/Hearing Aid Compatibility Test (101x101x1): Interpolated grid: dx=0.5000 mm, dy=0.5000 mm

Device Reference Point: 0, 0, -6.3 mm

Reference Value = 9.734 V/m; Power Drift = -0.39 dB

Applied MIF = 3.26 dB

RF audio interference level = 22.09 dBV/m

Emission category: M4

MIF scaled E-field

Grid 1 M4 22.32 dBV/m	Grid 2 M4 21.63 dBV/m	Grid 3 M4 20.02 dBV/m
Grid 4 M4 22.37 dBV/m	Grid 5 M4 22.09 dBV/m	Grid 6 M4 20.15 dBV/m
Grid 7 M4 22.37 dBV/m	Grid 8 M4 21.76 dBV/m	Grid 9 M4 19.9 dBV/m


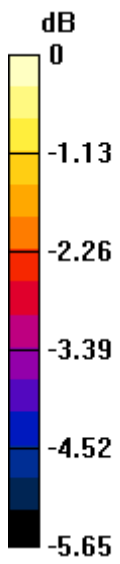
Cursor:

Total = 22.37 dBV/m

E Category: M4

Location: 25, 8.5, 8.7 mm

Maximum value of Total (interpolated) = 13.14 V/m



0 dB = 13.14 V/m = 22.37 dBV/m

HAC RF_CDMA2000_BC1_Ch25_E

Communication System: UID 10295 - AAB, CDMA2000, RC1, SO3, 1/8th Rate 25 fr.; Frequency: 1851.25 MHz; Duty Cycle: 1:17.7419

Medium: Air Medium parameters used: $\sigma = 0$ S/m, $\epsilon_r = 1$; $\rho = 0$ kg/m³

Ambient Temperature : 23.2 °C

DASY5 Configuration:

- Probe: ER3DV6 - SN2434; ConvF(1, 1, 1); Calibrated: 2018.10.18;
- Sensor-Surface: (Fix Surface), Sensor-Surface: 0mm (Fix Surface)
- Electronics: DAE4 Sn480; Calibrated: 2019.04.11
- Phantom: HAC Test Arch with AMCC; Type: SD HAC P01 BA;
- Measurement SW: DASY52, Version 52.8 (8); SEMCAD X Version 14.6.10 (7331)

Ch25/Hearing Aid Compatibility Test (101x101x1): Interpolated grid: dx=0.5000 mm, dy=0.5000 mm

Device Reference Point: 0, 0, -6.3 mm

Reference Value = 4.381 V/m; Power Drift = 0.06 dB

Applied MIF = 3.26 dB

RF audio interference level = 23.90 dBV/m

Emission category: M4

MIF scaled E-field

Grid 1 M4 22.15 dBV/m	Grid 2 M4 23.9 dBV/m	Grid 3 M4 21.37 dBV/m
Grid 4 M4 21.11 dBV/m	Grid 5 M4 20.56 dBV/m	Grid 6 M4 21.49 dBV/m
Grid 7 M4 27.84 dBV/m	Grid 8 M4 19.53 dBV/m	Grid 9 M4 21.54 dBV/m

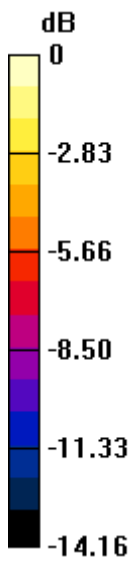
Cursor:

Total = 27.84 dBV/m

E Category: M4

Location: 15, 25, 8.7 mm

Maximum value of Total (interpolated) = 24.67 V/m



0 dB = 24.67 V/m = 27.84 dBV/m

HAC RF_CDMA2000_BC1_Ch600_E

Communication System: UID 10295 - AAB, CDMA2000, RC1, SO3, 1/8th Rate 25 fr.; Frequency: 1880 MHz; Duty Cycle: 1:17.7419

Medium: Air Medium parameters used: $\sigma = 0$ S/m, $\epsilon_r = 1$; $\rho = 0$ kg/m³

Ambient Temperature : 23.2 °C

DASY5 Configuration:

- Probe: ER3DV6 - SN2434; ConvF(1, 1, 1); Calibrated: 2018.10.18;
- Sensor-Surface: (Fix Surface), Sensor-Surface: 0mm (Fix Surface)
- Electronics: DAE4 Sn480; Calibrated: 2019.04.11
- Phantom: HAC Test Arch with AMCC; Type: SD HAC P01 BA;
- Measurement SW: DASY52, Version 52.8 (8); SEMCAD X Version 14.6.10 (7331)

Ch600/Hearing Aid Compatibility Test (101x101x1): Interpolated grid: dx=0.5000 mm, dy=0.5000 mm

Device Reference Point: 0, 0, -6.3 mm

Reference Value = 6.866 V/m; Power Drift = -2.88 dB

Applied MIF = 3.26 dB

RF audio interference level = 25.87 dBV/m

Emission category: M4

MIF scaled E-field

Grid 1 M4 26.55 dBV/m	Grid 2 M4 26.47 dBV/m	Grid 3 M4 25.95 dBV/m
Grid 4 M4 20.63 dBV/m	Grid 5 M4 20.03 dBV/m	Grid 6 M4 23.59 dBV/m
Grid 7 M4 25.87 dBV/m	Grid 8 M4 23.34 dBV/m	Grid 9 M4 23.44 dBV/m

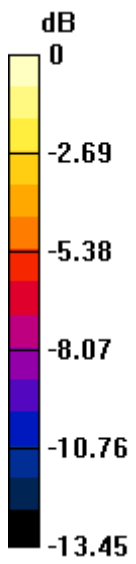
Cursor:

Total = 26.55 dBV/m

E Category: M4

Location: 9.5, -25, 8.7 mm

Maximum value of Total (interpolated) = 21.26 V/m



0 dB = 21.26 V/m = 26.55 dBV/m

HAC RF_CDMA2000_BC1_Ch1175_E

Communication System: UID 10295 - AAB, CDMA2000, RC1, SO3, 1/8th Rate 25 fr.; Frequency: 1909.95 MHz; Duty Cycle: 1:17.7419

Medium: Air Medium parameters used: $\sigma = 0$ S/m, $\epsilon_r = 1$; $\rho = 0$ kg/m³

Ambient Temperature : 23.2 °C

DASY5 Configuration:

- Probe: ER3DV6 - SN2434; ConvF(1, 1, 1); Calibrated: 2018.10.18;
- Sensor-Surface: (Fix Surface), Sensor-Surface: 0mm (Fix Surface)
- Electronics: DAE4 Sn480; Calibrated: 2019.04.11
- Phantom: HAC Test Arch with AMCC; Type: SD HAC P01 BA;
- Measurement SW: DASY52, Version 52.8 (8); SEMCAD X Version 14.6.10 (7331)

Ch1175/Hearing Aid Compatibility Test (101x101x1): Interpolated grid: dx=0.5000 mm, dy=0.5000 mm

Device Reference Point: 0, 0, -6.3 mm

Reference Value = 5.217 V/m; Power Drift = -0.07 dB

Applied MIF = 3.26 dB

RF audio interference level = 24.37 dBV/m

Emission category: M4

MIF scaled E-field

Grid 1 M4 21.97 dBV/m	Grid 2 M4 22.95 dBV/m	Grid 3 M4 22.6 dBV/m
Grid 4 M4 20.1 dBV/m	Grid 5 M4 20.66 dBV/m	Grid 6 M4 24.37 dBV/m
Grid 7 M4 24.44 dBV/m	Grid 8 M4 20.54 dBV/m	Grid 9 M4 23.94 dBV/m


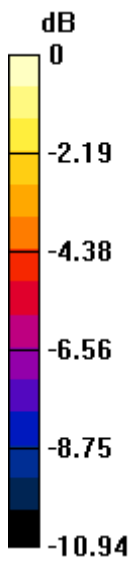
Cursor:

Total = 24.44 dBV/m

E Category: M4

Location: 15, 20.5, 8.7 mm

Maximum value of Total (interpolated) = 16.67 V/m



0 dB = 16.67 V/m = 24.44 dBV/m