



REPORT No.: SZ23020199S03

Annex C Plots of T-Coil Test Results

Test Laboratory: Shenzhen Morlab Communications Technology Co., Ltd.

Date: 2023.02.18

HAC_T-Coil_GSM1900_GSM Voice_Ch661_Z

Communication System: UID 0, Generic GSM (0); Frequency: 1880 MHz; Duty Cycle: 1:8.30042

Medium: Air Medium parameters used: $\sigma = 0$ S/m, $\epsilon_r = 1$; $\rho = 0$ kg/m³

Ambient Temperature : 23.2 °C

DASY5 Configuration:

- Probe: AM1DV3 - 3128; ; Calibrated: 2022.07.19
- Sensor-Surface: 0mm (Fix Surface)
- Electronics: DAE4 Sn480; Calibrated: 2022.06.22
- Phantom: HAC Test Arch with AMCC; Type: SD HAC P01 BA;
- Measurement SW: DASY52, Version 52.8 (8); SEMCAD X Version 14.6.10 (7331)


Ch661/z (axial) 4.2mm 50 x 50/ABM SNR(x,y,z) (13x15x1): Measurement grid: dx=10mm, dy=10mm

ABM1/ABM2 = 24.22 dB

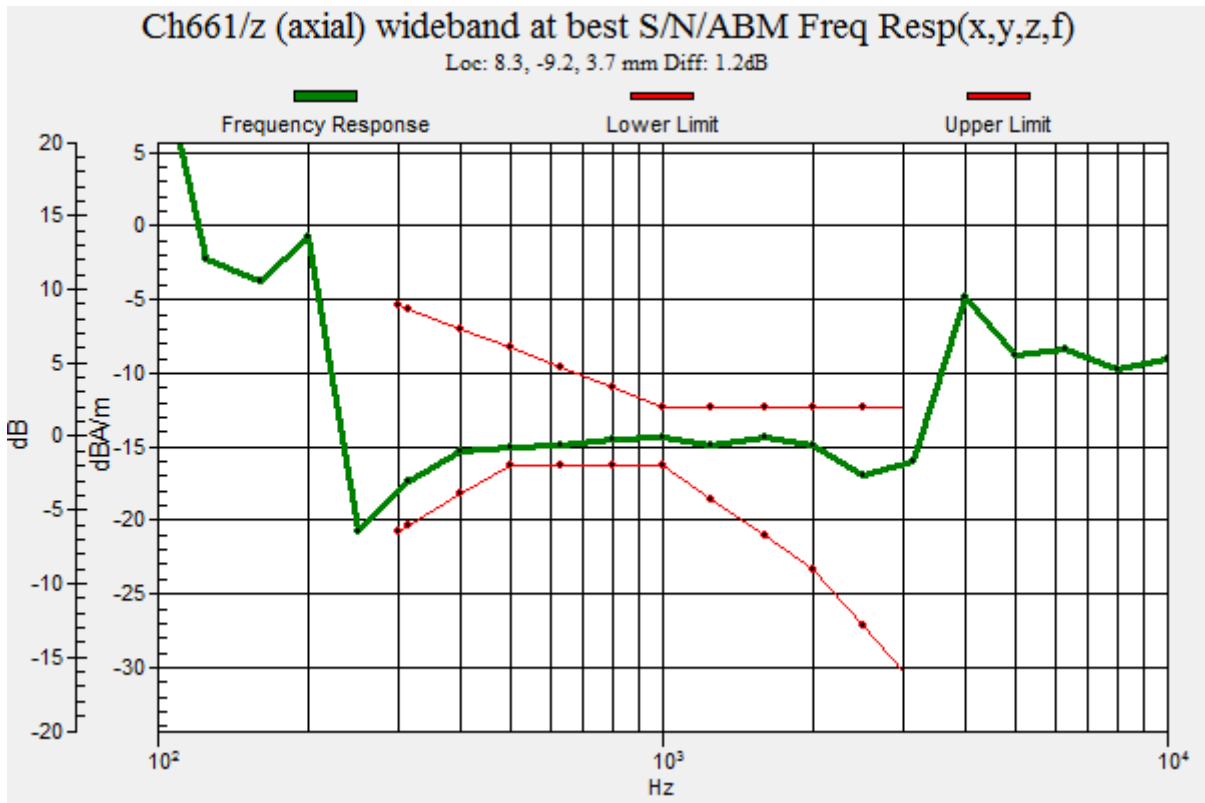
ABM1 comp = -15.54 dBA/m

BWC Factor = 0.15 dB

Location: 8.3, -9.2, 3.7 mm



0 dB = 16.26 = 24.22 dB



Test Laboratory: Shenzhen Morlab Communications Technology Co., Ltd.

Date: 2023.02.23

HAC_T-Coil_GSM1900_GSM Voice_Ch661_Y

Communication System: UID 0, Generic GSM (0); Frequency: 1880 MHz; Duty Cycle: 1:8.30042

Medium: Air Medium parameters used: $\sigma = 0$ S/m, $\epsilon_r = 1$; $\rho = 0$ kg/m³

Ambient Temperature : 23.2 °C

DASY5 Configuration:

- Probe: AM1DV3 - 3128; ; Calibrated: 2022.07.19
- Sensor-Surface: 0mm (Fix Surface)
- Electronics: DAE4 Sn480; Calibrated: 2022.06.22
- Phantom: HAC Test Arch with AMCC; Type: SD HAC P01 BA;
- Measurement SW: DASY52, Version 52.8 (8); SEMCAD X Version 14.6.10 (7331)

Ch661/y (transversal) 4.2mm 50 x 50/ABM SNR(x,y,z) (13x15x1): Measurement grid:


dx=10mm, dy=10mm

ABM1/ABM2 = 34.05 dB

ABM1 comp = -15.12 dBA/m

BWC Factor = 0.15 dB

Location: 0, -0.8, 3.7 mm



0 dB = 50.40 = 34.05 dB

Test Laboratory: Shenzhen Morlab Communications Technology Co., Ltd.

Date: 2023.02.18

HAC_T-Coil_WCDMA Band V_AMR 12.12Kbps_Ch4182_Z

Communication System: UID 10011 - CAB, UMTS-FDD (WCDMA); Frequency: 836.4 MHz; Duty Cycle: 1:1.95434

Medium: Air Medium parameters used: $\sigma = 0$ S/m, $\epsilon_r = 1$; $\rho = 0$ kg/m³

Ambient Temperature : 23.2 °C

DASY5 Configuration:

- Probe: AM1DV3 - 3128; ; Calibrated: 2022.07.19
- Sensor-Surface: 0mm (Fix Surface)
- Electronics: DAE4 Sn480; Calibrated: 2022.06.22
- Phantom: HAC Test Arch with AMCC; Type: SD HAC P01 BA;
- Measurement SW: DASY52, Version 52.8 (8); SEMCAD X Version 14.6.10 (7331)

Ch4182/z (axial) 4.2mm 50 x 50/ABM SNR(x,y,z) (13x15x1): Measurement grid:


dx=10mm, dy=10mm

ABM1/ABM2 = 45.36 dB

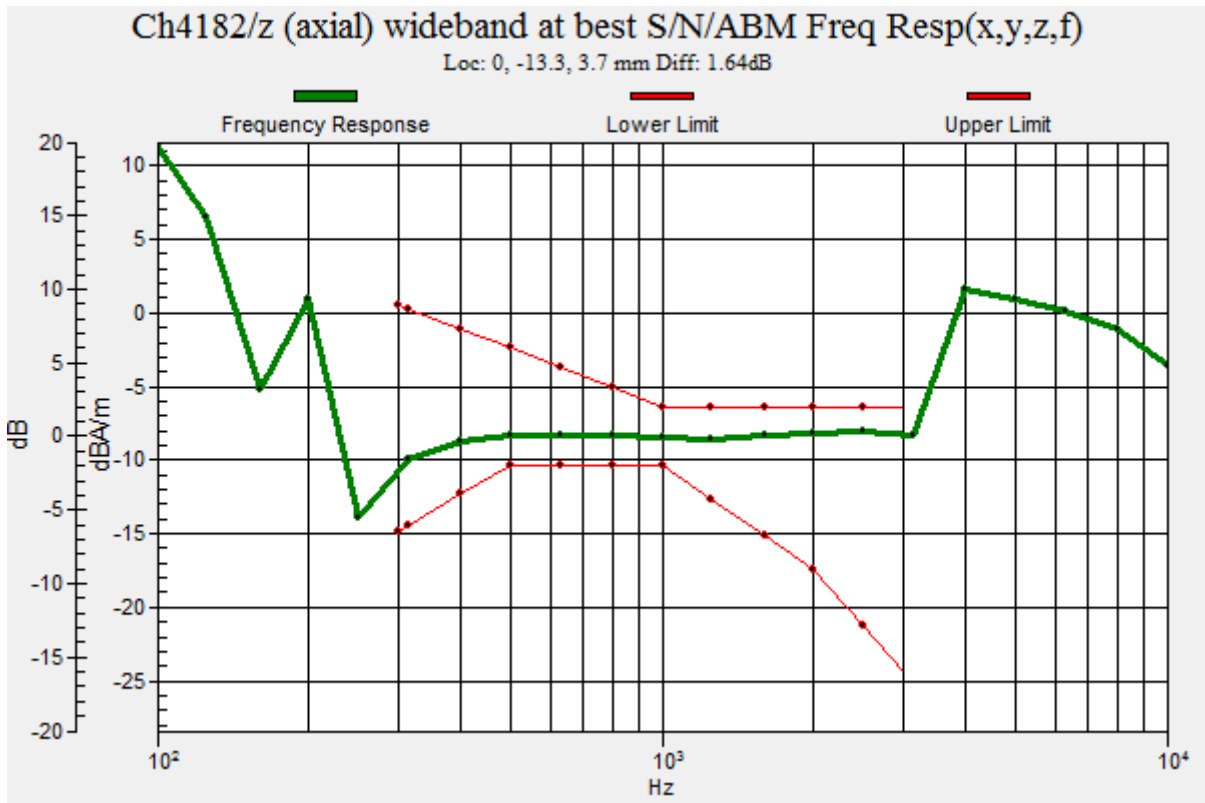
ABM1 comp = -8.07 dBA/m

BWC Factor = 0.15 dB

Location: 0, -13.3, 3.7 mm



0 dB = 185.3 = 45.36 dB



Test Laboratory: Shenzhen Morlab Communications Technology Co., Ltd.

Date: 2023.02.18

HAC_T-Coil_WCDMA Band V_AMR 12.12Kbps_Ch4182_Y

Communication System: UID 10011 - CAB, UMTS-FDD (WCDMA); Frequency: 836.4 MHz; Duty Cycle: 1:1.95434

Medium: Air Medium parameters used: $\sigma = 0$ S/m, $\epsilon_r = 1$; $\rho = 0$ kg/m³

Ambient Temperature : 23.2 °C

DASY5 Configuration:

- Probe: AM1DV3 - 3128; ; Calibrated: 2022.07.19
- Sensor-Surface: 0mm (Fix Surface)
- Electronics: DAE4 Sn480; Calibrated: 2022.06.22
- Phantom: HAC Test Arch with AMCC; Type: SD HAC P01 BA;
- Measurement SW: DASY52, Version 52.8 (8); SEMCAD X Version 14.6.10 (7331)

Ch4182/y (transversal) 4.2mm 50 x 50/ABM SNR(x,y,z) (13x15x1): Measurement grid:


dx=10mm, dy=10mm

ABM1/ABM2 = 36.41 dB

ABM1 comp = -15.58 dBA/m

BWC Factor = 0.15 dB

Location: 0, -21.7, 3.7 mm



0 dB = 66.11 = 36.41 dB

Test Laboratory: Shenzhen Morlab Communications Technology Co., Ltd.

Date: 2023.02.18

HAC_T-Coil_LTE Band 12_10M_QPSK_1RB_0offset_12.2Kbps_Ch23095_Z

Communication System: UID 10175 - CAB, LTE-FDD (SC-FDMA, 1 RB, 10 MHz, QPSK);
Frequency: 707.5 MHz; Duty Cycle: 1:3.7325

Medium: Air Medium parameters used: $\sigma = 0$ S/m, $\epsilon_r = 1$; $\rho = 0$ kg/m³

Ambient Temperature : 23.2 °C

DASY5 Configuration:

- Probe: AM1DV3 - 3128; ; Calibrated: 2022.07.19
- Sensor-Surface: 0mm (Fix Surface)
- Electronics: DAE4 Sn480; Calibrated: 2021.06.22
- Phantom: HAC Test Arch with AMCC; Type: SD HAC P01 BA;
- Measurement SW: DASY52, Version 52.8 (8); SEMCAD X Version 14.6.10 (7331)

Ch23095/z (axial) 4.2mm 50 x 50/ABM SNR(x,y,z) (13x15x1): Measurement grid:


dx=10mm, dy=10mm

ABM1/ABM2 = 46.69 dB

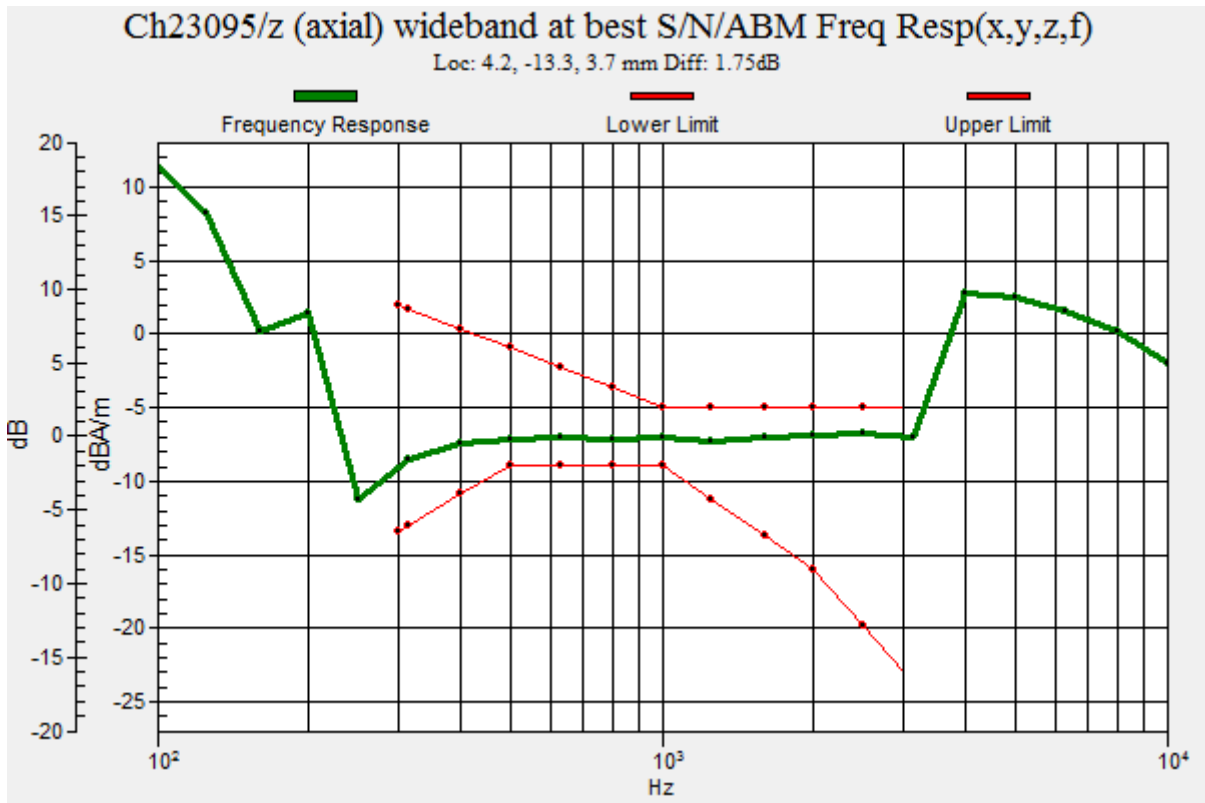
ABM1 comp = -6.51 dBA/m

BWC Factor = 0.15 dB

Location: 4.2, -13.3, 3.7 mm



0 dB = 215.9 = 46.69 dB



Test Laboratory: Shenzhen Morlab Communications Technology Co., Ltd.

Date: 2023.02.18

HAC_T-Coil_LTE Band 12_10M_QPSK_1RB_0offset_12.2Kbps_Ch23095_Y

Communication System: UID 10175 - CAB, LTE-FDD (SC-FDMA, 1 RB, 10 MHz, QPSK);
Frequency: 707.5 MHz; Duty Cycle: 1:3.7325

Medium: Air Medium parameters used: $\sigma = 0$ S/m, $\epsilon_r = 1$; $\rho = 0$ kg/m³

Ambient Temperature : 23.2 °C

DASY5 Configuration:

- Probe: AM1DV3 - 3128; ; Calibrated: 2022.07.19
- Sensor-Surface: 0mm (Fix Surface)
- Electronics: DAE4 Sn480; Calibrated: 2021.06.22
- Phantom: HAC Test Arch with AMCC; Type: SD HAC P01 BA;
- Measurement SW: DASY52, Version 52.8 (8); SEMCAD X Version 14.6.10 (7331)

Ch23095/y (transversal) 4.2mm 50 x 50/ABM SNR(x,y,z) (13x15x1): Measurement grid:


dx=10mm, dy=10mm

ABM1/ABM2 = 36.05 dB

ABM1 comp = -15.27 dBA/m

BWC Factor = 0.15 dB

Location: 0, -0.8, 3.7 mm



0 dB = 63.43 = 36.05 dB