



Test Setup Photo


Description: Front View of Conducted Emission Test Setup for Power Port




Description: Back View of Conducted Emission Test Setup for Power Port




Description: Radiated Spurious Emission Test Setup for Below 1GHz




Description: Radiated Spurious Emission Test Setup for Between 1GHz ~ 18GHz




Description: Radiated Spurious Emission Test Setup for Between 18GHz ~ 40GHz



Description: Radiated Spurious Emission Test Setup for Between 40GHz ~ 50GHz



Description: Radiated Spurious Emission Test Setup for Between 50GHz ~ 75GHz



Description: Radiated Spurious Emission Test Setup for Between 75GHz ~ 100GHz

