

acer



Smart Plug

SP100

User's Guide

First off...


Congratulations on your purchase of the Acer Smart Plug. This simple device allows you to control and monitor electrical consumptions of your household electronic devices anywhere in the world with your smartphones or tablets through the Smart Plug app.

Package contents


Make sure the following items are in your package. If anything is missing, contact your authorized dealer or distributor.




Smart Plug



Quick Guide

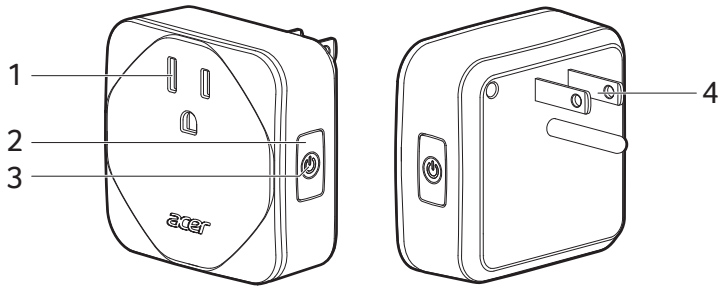


Safety Guide



Warranty Card

A tour of the device



	Item	Description
1	Socket	Plug your electronic device into the socket
2	Power button	Press to power on or off. Press and hold for: <ul style="list-style-type: none"> • 5 seconds - Setup Mode for connecting the Smart Plug to new WiFi AP. • 10 seconds - Clear all settings and enter Setup Mode for connecting the Smart plug to WiFi AP and Cloud.
3	LED indicator	<ul style="list-style-type: none"> • Slow blinking green - Setup Mode or New WiFi Mode • Solid orange - Device offline • Slow blinking orange - Ready to enter Setup Mode. • Solid green - Smart Plug switched on. • No light - Smart Plug switched off.
4	Plug	Insert into a power outlet.

Getting started

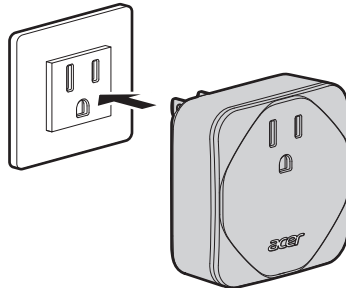
Follow these steps:

1. Download the Smart Plug app from either the iOS AppStore or the Google Play store.



Note: If the Smart Plug is plug in for the first time, it will directly enter Setup Mode. The LED will flash green. After 10 minutes of inactivity, the Smart Plug will time out and you will need to unplug and plug it into the outlet to enter Setup Mode again. You can also hold and press the power button for 10 seconds to enter Setup Mode.

2. Connect your device to a power source.




3. Open the application and follow the instructions to setup your Smart Plug.

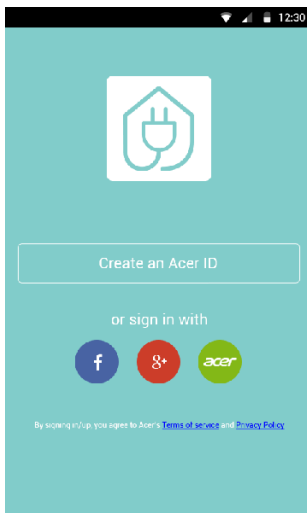
Setting up the Smart Plug

After you've turned on the device and downloaded the Smart Plug app, let's get started by setting up the required connections.

1. Turn on Wi-Fi on your iOS or Android device.
2. Launch the Smart Plug app.



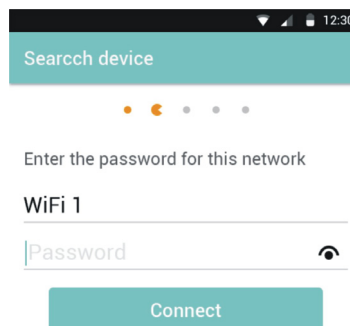
3. Sign in into the Acer cloud. If you don't have an account, you could make a new account or sign in using your Facebook or Google plus accounts.



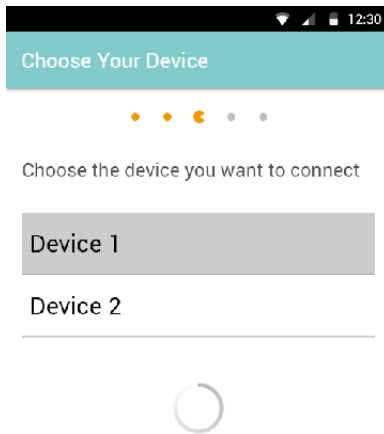
4. Follow the instructions on the application and tap on **Connect device**.



5. Enter the password for your network and tap on **Connect**.



6. Choose your device and tap on it.



7. After you have finished setting up your Smart plug. Plug your electronic device into your Smart Plug and tap on **Start** to Setup you device.

Using the application

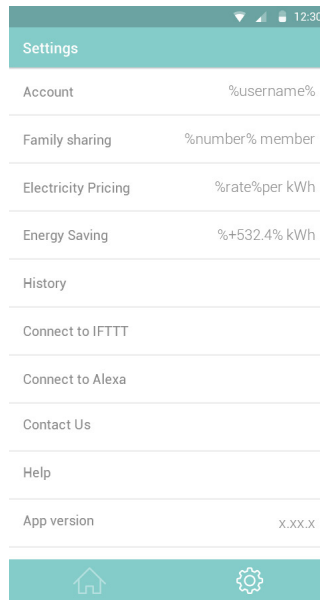
This section offer a brief introductions and explanations on how to use the app, for more details see the online help that is available on the app.

After successfully setting up your Smart Plug and plugging in your electronic device, you will need to setup your device. This is the Start Setup screen. Tap on **Start Setup** to begin.

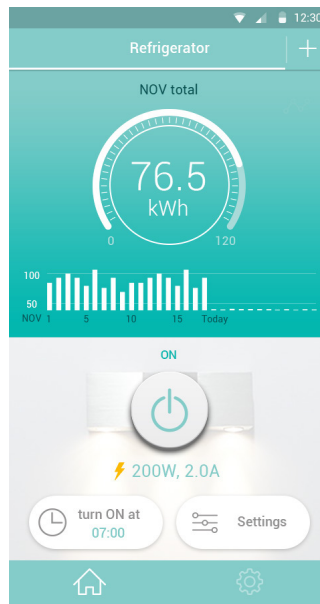


Under the Settings:

- Family sharing
- Electricity Pricing
- Energy Saving
- History
- Connect to IFTTT
- Connect to Alexa
- Contact Us
- Help
- App version



When all the details that you need to input are finished, the real time data for the device will be displayed and if you need to change any details or set the on/off time for the device, simply tap on the Settings, On/Off button or the schedule button to edit.



Under Device settings:

- WiFi
- Type
- Display name
- Monthly usage target
- Background photo
- Time zone

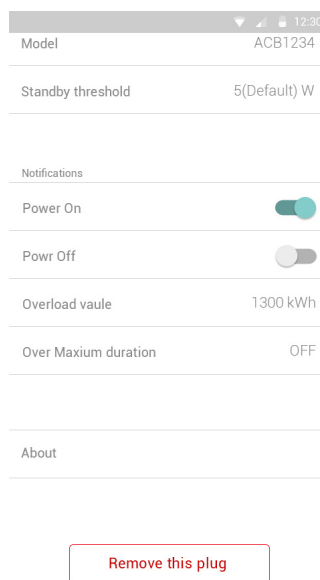
Device on plug

- Brand
- Model
- Standby threshold

Device settings	
WiFi	%wifi name%
Type	⏻
Display name	My plug
Monthly usage target	1500 kWh
Background photo	Change photo
Time zone	Taipei
Device on plug	
Brand	Acer
Model	ACB1234
Standby threshold	5 W

Notifications:

- Power On
- Power Off
- Overload value
- Over Maximum duration
- About
- Remove this plug



Help

Tap the menu icon, then tap **Help** to view help information on the device. This useful question-and-answer section gives you quick answers and solutions to app and device usage.

Contact us

Tap the menu icon, then tap **Contact us** to bring up a list of Acer contact information.

About this APP

Tap the menu icon, then tap **About this APP** to display the app version number.

Product Features

Real-Time Power Usage Information

The App shows real-time power usage and cost information. Data is updated every 2 seconds when the App is on. It can also monitor power consumption and provides real-time energy bill by device.

Overload Protection

An overload protection feature is built-in to the Acer Smart Plug giving the users with 24/7 peace of mind. When the energy current is over 13A, the Acer Smart Plug will send notification to the user. When the energy current is over 15A, the Acer Smart Plug will automatically cut off the power supply to the connected device.

Power Consumption Historical View

The App has the feature to track your energy consumption, carbon footprint and CO2 emission history by daily/weekly/monthly view.

Remote Control and Scheduling

The App provides you with the total control of connected your device. Through your mobile devices, you can:

- Remotely control your connected devices
- Schedule when the device will turn on or off
- Receive notification from the Acer Smart Plug of abnormal usage or overuse

Amazon Alexa Integration

Acer Smart Plug integrates with Amazon Alexa service which enables you to ask Amazon Device (e.g. Echo, Dot, Tap) for your power consumption. After setup, to know your power consumption, you can say: "Alexa, turn on my living room plug."

You can find and enable Acer Smart Plug skill in Amazon Alexa skill page, or search "Acer" for our skill in Amazon App. The first section will instruct you how to setup and enable the Amazon Alexa Integration feature for the Smart Plug in Amazon App.

The second section will guide you on how to use the Acer Smart Plug skill.

Note. Please note that the Acer Smart Plug skill currently only supports English language.

Before you begin:

- Make sure that your Amazon Device is set up and connected to Wi-Fi.
- Make sure that your Smart Plug has been setup and connect to the Acer Cloud. The LED indicator on your Smart Plug should be green color.

The Amazon Alexa Integration can be done in Amazon Alexa App on a phone/tablet, or through your desktop browser. Visit www.amazon.com for more details.

IFTTT feature

Acer Smart Plug integrates with the IFTTT service which enables your Smart Plug to connect to many other services and devices (which also support IFTTT).

An IFTTT Applet manages “If this, Then do that” connections between two devices or services of IFTTT.

The first section will enable you to recommend the applet by Acer - the Smart Plug. One click will enable an IFTTT applet.

The second section will allow you to create your own applet and to customize as you need. Please make sure you have installed the IFTTT applet and signed in to an IFTTT account, follow the first section Enable a recommend applet to proceed.

Before you begin:

- Make sure that you have registered an Acer ID in your Smart Plug App.
- Make sure that your Smart Plug has been setup and connect to the Acer Cloud. The LED indicator on your Smart Plug should be green color.

The IFTTT feature can be done on a phone/tablet, or through your browser on a PC. Visit <http://ifttt.com> for more details.

Frequently-asked questions

Please check your app for more information.

Safety information

- Do not install the Smart Plug near any heat sources such as radiators, stoves, or other devices that product a large amount of heat.
- Do not expose the Smart Plug to dripping, splashing, or water in general.
- Unplug the device when unused for long periods of time.
- Do not block any ventilation openings.
- Do not disassemble this product.


Specifications

Item	Description	
Processor	RTL8711AM	
Memory	SRAM 2MB	
Flash	4MB	
Power	Input: 120V +/-5V, 50/60Hz	
Connectivity	Wireless LAN	802.11b/g/n
	RF Type	1x1
Meter	Yes	
Regulatory Compliant Standard	UL US Plug: UL60730/UL498 TUV EU Plug: DIN VDE0620/EN61058/EN61010	
Device safety	- Overload protection with firmware - High temperature resistant, flame retardant level (UL94-V0)	
IC	22678-SP100	
FCC ID	2ALY8-SP100	
UL ID	E492269	
Temperature	Operating	0~40 °C
	Storage	0~40 °C
	Shipping	0~40 °C
Platform Support	Android	Android 4.4 and above
	iOS	iOS 9 and above
Humidity	Operating	0%~85%



Leer guía rápida antes de utilizar este producto.

Safety Guide
Guide de sécurité
Guía de seguridad
Guia de segurança



Regulations and safety notices

FCC notice

This device has been tested and found to comply with the limits for a Class B digital device pursuant to Part 15 of the FCC rules. These limits are designed to provide reasonable protection against harmful interference in a residential installation. This device generates, uses, and can radiate radio frequency energy and, if not installed and used in accordance with the instructions, may cause harmful interference to radio communications.

However, there is no guarantee that interference will not occur in a particular installation. If this device does cause harmful interference to radio or television reception, which can be determined by turning the device off and on, the user is encouraged to try to correct the interference by one or more of the following measures:

- Reorient or relocate the receiving antenna.
- Increase the separation between the device and receiver.
- Connect the device into an outlet on a circuit different from that to which the receiver is connected.
- Consult the dealer or an experienced radio/television technician for help.

Operation conditions

This device complies with Part 15 of the FCC Rules. Operation is subject to the following two conditions: (1) this device may not cause harmful interference, and (2) this device must accept any interference received, including interference that may cause undesired operation.

Caution

Changes or modifications not expressly approved by the manufacturer for compliance could void your authority, which is granted by the Federal Communications Commission, to operate this product.

RF Radiation Exposure Statement

This Transmitter must not be co-located or operating in conjunction with any other antenna or transmitter. This equipment complies with FCC RF radiation exposure limits set forth for an uncontrolled environment. This equipment should be installed and operated with a minimum distance of 20 centimeters between the radiator and your body.

Canadian Compliance

CAN ICES-3 (B)/NMB-3(B)

Canada - Industry Canada (IC)

The wireless radio of this device complies with RSS 247 of Industry Canada.

This device complies with Industry Canada license-exempt RSS standard(s). Operation is subject to the following two conditions: (1) this device may not cause interference, and (2) this device must accept any interference, including interference that may cause undesired operation of the device.

Ce dispositif est conforme à la norme CNR-247 d'Industrie Canada applicable aux appareils radio exempts de licence. Son fonctionnement est sujet aux deux conditions suivantes: (1) le dispositif ne doit pas produire de brouillage préjudiciable, et (2) ce dispositif doit accepter tout brouillage reçu, y compris un brouillage susceptible de provoquer un fonctionnement indésirable.

NCC警語

經型式認證合格之低功率射頻電機，非經許可，公司、商號或使用者均不得擅自變更頻率、加大功率或變更通原計之特性及功能。

低功率射頻電機之使用不得影響飛航安全及干擾合法通信；經發現有干擾現象時，應立即停用，並改善至無干擾時方得繼續使用。

前項合法通信，指依電信法規定作業之無線電通信。低功率射頻電機須忍受合法通信或工業、科學及醫療用電波輻射性電機設備之干擾。

acer

Acer America Corporation
333 West San Carlos St.
Suite 1500
San Jose, CA 95110
U.S.A
Tel. 1-254-298-4000
Fax. 1-254-298-4147
www.acer.com

English



Federal Communications Commission Declaration of Conformity

This device complies with Part 15 of the FCC Rules. Operation is subject to the following two conditions: (1) this device may not cause harmful interference, and (2) this device must accept any interference received, including interference that may cause undesired operation.

The following local Manufacturer /Importer is responsible for this declaration:

Product:	acer Smart Plug
Model Number:	SP100
Name of Responsible Party:	Acer America Corporation
Address of Responsible Party:	333 West San Carlos St. Suite 1500 San Jose, CA 95110 U. S. A.
Contact Person:	Acer Representative
Phone No.:	254-298-4000
Fax No.:	254-298-4147

Avis réglementaires et de sécurité

Avis FCC

Cet appareil a été testé et reconnu conforme aux normes applicables au matériel informatique de Classe B, en vertu de l'article 15 des Réglementations de la FCC. Ces normes visent à fournir aux installations résidentes une protection raisonnable contre les interférences. Cet appareil génère, utilise et peut diffuser des signaux radioélectriques. En outre, s'il n'est pas installé et employé conformément aux instructions, il peut provoquer des interférences nuisibles aux communications radio.

Quoi qu'il en soit, on ne peut pas garantir que des interférences ne se produiront pas dans certaines installations. Si l'appareil est à l'origine de nuisances vis-à-vis de la réception de la radio ou de la télévision, ce que l'on peut déterminer en l'allumant puis en l'éteignant, il est recommandé à l'utilisateur de prendre l'une des mesures suivantes pour tenter de remédier à ces interférences :

- Réorientez ou changez l'antenne réceptrice de place.
- Éloignez l'appareil du récepteur.
- Branchez l'appareil à une prise appartenant à un circuit différent de celui du récepteur.
- Consultez le fournisseur ou un technicien radiotélévision expérimenté.

Conditions de fonctionnement

Cet appareil est conforme à l'article 15 des Réglementations de la FCC. L'utilisation de cet appareil est soumise aux deux conditions suivantes : (1) cet appareil ne doit pas provoquer d'interférences nuisibles, et (2) cet appareil doit accepter toute interférence reçue, y compris des interférences qui peuvent provoquer un fonctionnement non désiré.

Attention

Les changements ou modifications qui ne seraient pas expressément approuvés par le fabricant pour la conformité pourraient vous faire perdre le droit à faire fonctionner ce produit qui est décerné par la Federal Communications Commission.

Déclaration sur l'exposition aux radiations RF

Ce transmetteur ne doit pas être co-localisé ou opérant en conjonction avec tout autre antenne ou transmetteur. Cet équipement est conforme aux limites FCC d'exposition aux radiations RF définies pour un environnement non contrôlé. Cet équipement doit être installé et utilisé à une distance minimale de 20 centimètres entre le radiateur et votre corps.

Canadian Compliance

CAN ICES-3 (B)/NMB-3(B)

Canada - Industry Canada (IC)

The wireless radio of this device complies with RSS 247 of Industry Canada.

This device complies with Industry Canada license-exempt RSS standard(s). Operation is subject to the following two conditions: (1) this device may not cause interference, and (2) this device must accept any interference, including interference that may cause undesired operation of the device.

Ce dispositif est conforme à la norme CNR-247 d'Industrie Canada applicable aux appareils radio exempts de licence. Son fonctionnement est sujet aux deux conditions suivantes: (1) le dispositif ne doit pas produire de brouillage préjudiciable, et (2) ce dispositif doit accepter tout brouillage reçu, y compris un brouillage susceptible de provoquer un fonctionnement indésirable.



Déclaration de conformité de la Federal Communications Commission

Cet appareil est conforme à l'article 15 des Réglementations de la FCC. L'utilisation de cet appareil est soumise aux deux conditions suivantes : (1) cet appareil ne doit pas provoquer d'interférences nuisibles, et (2) cet appareil doit accepter toute interférence reçue, y compris des interférences qui peuvent provoquer un fonctionnement non désiré. Le fabricant/importateur local suivant est responsable de cette déclaration :

Produit :	acer Smart Plug
Numéro de modèle :	SP100
Nom de la partie responsable :	Acer America Corporation
Adresse de la partie responsable :	333 West San Carlos St. Suite 1500 San Jose, CA 95110 U. S. A.
Personne contact :	Représentant Acer
No. de téléphone :	254-298-4000
No. de fax :	254-298-4147

acer

Acer America Corporation
333 West San Carlos St.
Suite 1500
San Jose, CA 95110
U.S.A
Tel. 1-254-298-4000
Fax. 1-254-298-4147
www.acer.com

Normas y avisos de seguridad

Aviso de FCC

Este dispositivo ha sido probado y se ha comprobado que cumple con los límites para un dispositivo digital de Clase B conforme a la Parte 15 de las reglamentaciones de la FCC. Estos límites están diseñados para brindar una protección razonable contra las interferencias perjudiciales en una instalación residencial. Este dispositivo genera, usa y puede irradiar energía de radiofrecuencia, y si no se instala y usa de acuerdo a las instrucciones, puede causar interferencias perjudiciales a las radiocomunicaciones. Sin embargo, no hay garantía de que no se producirán interferencias en una instalación determinada. Si este dispositivo interfiere de manera perjudicial con la recepción de radio y televisión, lo cual se puede determinar apagando y encendiendo el dispositivo, se recomienda al usuario intentar corregir la interferencia de las siguientes maneras:

- Reorientar o cambiar de lugar la antena receptora.
- Aumente la separación entre el dispositivo y el receptor.
- Conecte el dispositivo a un tomacorriente diferente al que está conectado el receptor.
- Consulte o pida ayuda al representante o a un técnico especializado en radio/TV.

Condiciones de funcionamiento

Este dispositivo cumple con la Parte 15 de las reglamentaciones de la FCC. El funcionamiento está sujeto a las siguientes dos condiciones: (1) este dispositivo no puede causar interferencia perjudicial, y (2) este dispositivo debe aceptar cualquier interferencia, incluso la interferencia que pueda causar un funcionamiento no deseado.

Precaución

Los cambios o las modificaciones no aprobados expresamente por el fabricante de conformidad podrían invalidar su autoridad, otorgada por la Comisión Federal de Comunicaciones (FCC), para operar este producto.

Declaración de exposición a la radiación de RF

Este transmisor no debe colocarse ni operarse conjuntamente con otra antena o transmisor. Este equipo cumple con los límites de exposición a la radiación de RF de la FCC establecidos para un ambiente no controlado. Este equipo debe ser instalado y operado con una distancia mínima de 20 centímetros entre el radiador y su cuerpo.

Aviso Importante para México

IFT-008-2015

La operación de este equipo está sujeta a las siguientes dos condiciones:

- (1) es posible que este equipo o dispositivo no cause interferencia perjudicial y
- (2) este equipo o dispositivo debe aceptar cualquier interferencia, incluyendo la que pueda causar su operación no deseada.



Acer America Corporation
333 West San Carlos St.
Suite 1500
San Jose, CA 95110
U.S.A.
Tel. 1-254-298-4000
Fax. 1-254-298-4147
www.acer.com



Comisión Federal de Comunicaciones Declaración de conformidad

Este dispositivo cumple con la Parte 15 de las reglamentaciones de la FCC. El funcionamiento está sujeto a las siguientes dos condiciones: (1) este dispositivo no puede causar interferencia perjudicial, y (2) este dispositivo debe aceptar cualquier interferencia, incluso la interferencia que pueda causar un funcionamiento no deseado.

El siguiente Fabricante/Importador es responsable de esta declaración:

Producto:	acer Smart Plug
Número de modelo:	SP100
Nombre de la parte responsable:	Acer America Corporation
Dirección de la parte responsable:	333 West San Carlos St. Suite 1500 San Jose, CA 95110 U. S. A.
Persona de contacto:	Representante de Acer
Número de teléfono:	254-298-4000
Número de fax:	254-298-4147

Español

Regulamentos e avisos de segurança

Aviso da FCC

Este dispositivo foi testado e considerou-se que está em conformidade com os limites de um dispositivo digital Classe B, de acordo com a Parte 15 das normas da FCC. Esses limites foram criados para proporcionar uma proteção razoável contra interferência prejudicial em instalações residenciais. Esse aparelho gera, utiliza e pode irradiar energia de radiofrequência e, caso não seja instalado e utilizado conforme as instruções, pode causar interferência prejudicial às comunicações de rádio.

Entretanto, não há garantia de que a interferência não irá ocorrer em uma instalação em particular. Se este dispositivo causar interferência prejudicial à recepção de rádio ou televisão, o que poderá ser determinado quando o equipamento for ligado ou desligado, o usuário deverá tomar uma ou mais das seguintes medidas para tentar corrigir a interferência:

- Reorientar ou reposicionar a antena receptora.
- Aumente a distância entre o aparelho e o receptor.
- Conecte o aparelho a uma tomada de um circuito diferente daquele ao qual o receptor está conectado.
- Consulte o revendedor ou um técnico de rádio/TV experiente para obter ajuda.

Condições de funcionamento

Este dispositivo está em conformidade com o capítulo 15 das normas da FCC. Seu funcionamento está sujeito às duas condições a seguir: (1) Este dispositivo não poderá causar interferência prejudicial; e (2) este dispositivo deverá aceitar qualquer interferência recebida, inclusive interferências que possam causar um funcionamento indesejado.

Cuidado

Alterações ou modificações não expressamente aprovadas pelo fabricante quanto à conformidade podem anular sua autoridade, que é concedida pela Comissão Federal de Comunicações (FCC) para operar o produto.

Declaração de Exposição à Radiação RF

Esse transmissor não deve ser colocado no mesmo local ou operar em conjunto com qualquer outra antena ou transmissor. Esse equipamento está em conformidade com os limites de exposição à radiação RF do FCC definidos para um ambiente não controlado. Esse equipamento deve ser instalado e operado com uma distância mínima de 20 centímetros entre o radiador e seu corpo.




Comissão Federal de Comunicações Declaração de conformidade

Este dispositivo está em conformidade com o capítulo 15 das normas da FCC. Seu funcionamento está sujeito às duas condições a seguir: (1) Este dispositivo não poderá causar interferência prejudicial; e (2) este dispositivo deverá aceitar qualquer interferência recebida, inclusive interferências que possam causar um funcionamento indesejado.

O seguinte fabricante/importador local é responsável por essa declaração:

Produto:	acer Smart Plug
Número do modelo:	SP100
Nome da parte responsável:	Acer America Corporation
Endereço da parte responsável:	333 West San Carlos St. Suite 1500 San Jose, CA 95110 U. S. A.
Pessoa de contato:	Representante Acer
No. do telefone:	254-298-4000
No. fax:	254-298-4147



acer



Recyclable Paper



HC.70311.04P