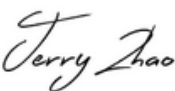


# Radio Frequency Exposure Report

On Behalf of

**gridComm Pte Ltd**

71 Ayer Rajah Crescent Unit 03-23 Singapore 139951

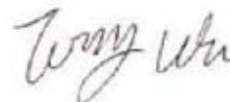
|                 |  |
|-----------------|--|
| Product Name:   | <b>Hybrid Controller</b>   |
| Model/Type No.: | <b>GC9838-VE</b>   |
| FCC ID:         | <b>2ALW7-GC9838VE-1</b>  |
| Prepared By:    | <b>Shenzhen Hongcai Testing Technology Co., Ltd.</b><br>1st-3rd Floor, Building C, Shuanghuan Xin Yi Dai Hi-Tech Industrial<br>Park, No.8 Baoqing Road, Baolong Industrial Zone, Longgang<br>District, Shenzhen, Guangdong, China<br>Tel: +86-755-86337020<br>Fax:+86-755-86337028 |
| Report Number:  | HCT17DR093E-2  |
| Tested Date:    | June 16~26, 2017   |
| Issued Date:    | June 28, 2017  |
| Tested By:      | Jerry Zhao/   |

Reviewed By:



Owen.Yang  
EMC Technical Supervisor

Approved By:



Tony Wu  
EMC Technical Manager

## TABLE OF CONTENTS

|  |          |
|--|----------|
| <b>1 - GENERAL INFORMATION .....</b>                         | <b>3</b> |
| 1.1 PRODUCT DESCRIPTION FOR EQUIPMENT UNDER TEST (EUT) ..... | 3        |
| 1.2 OBJECTIVE .....  | 4        |
| 1.3 GENERAL DESCRIPTION OF TEST .....                        | 4        |
| 1.4 HUMAN EXPOSURE ASSESSMENT RESULTS .....                  | 5        |


# 1 - GENERAL INFORMATION

## 1.1 Product Description for Equipment Under Test (EUT)

### Client Information

|                          |  |
|--------------------------|--|
| Applicant:               | gridComm Pte Ltd   |
| Address of Applicant:    | 71 Ayer Rajah Crescent Unit 03-23 Singapore 139951                   |
| Manufacturer:            | Shenzhen Ju Yang Electronics Technology Co. Ltd.                     |
| Address of Manufacturer: | Room 384, FuYong Information Building, BaoAn District, ShenZhen City |

### General Description of E.U.T

| Items                | Description  |
|----------------------|--|
| EUT Description:     | HYBRID CONTROLLER  |
| Model No.:           | GC9838-VE  |
| Supplementary Model: | N/A  |
| Trade Mark:          |  , gridComm |
| Frequency Band:      | 914.5MHz~927.5MHz  |
| Modulation Type:     | FSK, FHSS  |
| Channel Spacing:     | 250KHz   |
| Number of Channels:  | 53 Channels  |
| Antenna Type:        | Terminal Antenna   |
| Antenna Gain:        | 2.5dBi   |
| Power Rating:        | AC 100~240V, 50mA 60Hz   |

Remark: \* The test data gathered are from the production sample provided by the manufacturer.

## 1.2 Objective

The objective of the following report is used to demonstrate that EUT operated in a manner that ensures the public is not exposed to radio frequency energy levels in excess of the relative provisions of FCC 47CFR Part 1.1307

## 1.3 General Description of Test

| Items   | Description   |
|---|---|
| EUT Frequency band  | <input type="checkbox"/> FHSS: 2.400GHz ~ 2.483GHz<br><input type="checkbox"/> WLAN: 2.400GHz ~ 2.483GHz<br><input type="checkbox"/> WLAN: 5.18GHz ~ 5.32GHz / 5.50GHz ~ 5.70GHz<br><input type="checkbox"/> WLAN: 5.745GHz ~ 5825GHz<br><input checked="" type="checkbox"/> Others: 914.5-927.5MHz |
| Device category   | <input type="checkbox"/> Portable (<20cm separation)<br><input type="checkbox"/> Mobile (>20cm separation)<br><input type="checkbox"/> Others <u>Fixed</u>  |
| Exposure classification   | <input type="checkbox"/> Occupational/Controlled exposure (S = 5mW/cm <sup>2</sup> )<br><input checked="" type="checkbox"/> General Population/Uncontrolled exposure (S=1mW/cm <sup>2</sup> )<br><input type="checkbox"/> Others: _____   |
| Antenna diversity   | <input checked="" type="checkbox"/> Single antenna<br><input type="checkbox"/> Multiple antennas: <ul style="list-style-type: none"> <li><input type="checkbox"/> Tx diversity</li> <li><input type="checkbox"/> Rx diversity</li> <li><input type="checkbox"/> Tx/Rx diversity</li> </ul>          |
| Max. output power   | 14.84dBm(0.0305W)   |
| Antenna gain (Max)  | 2.5dBi (Numeric gain:1.78)  |
| Evaluation applied  | <input checked="" type="checkbox"/> MPE Evaluation<br><input type="checkbox"/> SAR Evaluation   |
| <p><b>Note:</b></p> <p>1. The maximum output power is 14.84dBm at 914.5MHz(3m Distance) (with 1.78 numeric antenna gain.)</p> <p>2. For mobile or fixed location transmitters, no SAR consideration applied. The minimum separation generally be used is at least 20 cm, even if the calculations indicate that the MPE distance would be lesser.</p> |   |

## 1.4 Human Exposure Assessment Results

### Calculation

$$\text{Given } E = \frac{\sqrt{30 \times P \times G}}{d} \quad \& \quad S = \frac{E^2}{3770}$$

Where  $E$  = Field Strength in Volts / meter

$P$  = Power in Watts

$G$  = Numeric antenna gain

$d$  = Distance in meters

$S$  = Power Density in milliwatts / square centimeter

Combining equations and re-arranging the terms to express the distance as a function of the remaining variables yields:

$$S = \frac{30 \times P \times G}{3770 d^2}$$

Changing to units of mW and cm, using:

$$P \text{ (mW)} = P \text{ (W)} / 1000 \text{ and}$$

$$d \text{ (cm)} = 100 * d \text{ (m)}$$

Yields

$$S = \frac{30 \times (P/1000) \times G}{3770 \times (d/100)^2} = 0.0796 \times \frac{P \times G}{d^2}$$

*Equation 1*

Where  $d$  = distance in cm

$P$  = Power in mW

$G$  = Numeric antenna gain

$S$  = Power Density in mW / cm<sup>2</sup>

| <b>EUT parameter (data from the separate report)</b>                                     |   |
|--|---|
| Given<br>$E = \frac{\sqrt{30 \times P \times G}}{d} \quad \& \quad S = \frac{E^2}{3770}$ | Where<br>G: numerical gain of transmitting antenna;<br>TP: Transmitted power in watt;<br>d: distance from the transmitting antenna in meter |
| Max average output power in Watt (TP)  | 14.84dBm(0.0305W)   |
| Antenna gain (G)   | 2.5dBi (Numeric gain:1.78)  |
| Exposure classification  | S=1mW/cm <sup>2</sup>   |
| Minimum distance in meter (d)<br>(from transmitting structure to the human body)         | 20cm (0.2m)   |
| Yields<br>$S = \frac{30 \times P \times G}{3770 d^2}, \quad P=0.0305W, G=1.78, d=0.2$    |   |

$$S=0.0108\text{mW}/\text{cm}^2$$

Or

$$d=\sqrt{\frac{30 \times P \times G}{3770S}}, \quad S=1, P=0.00013\text{W}, G=1.78$$

$$d=0.0014\text{m}$$

Conclusion:

$S=0.0108\text{mW}/\text{cm}^2$  is significant lower than the General Population Exposure Power Density Limit  $1\text{mW}/\text{cm}^2$  or except the distance when human body proximity to the antenna is less than 0.13 cm then will reach the General Population Exposure Power Density Limit

(For mobile or fixed location transmitters, the maximum power density is  $1.0\text{ mW} / \text{cm}^2$  even if the calculation indicates that the power density would be larger.)