

Appendix A

Detailed System Check Results

1. System Performance Check
System Performance Check 2450 MHz Head
System Performance Check 5250 MHz Head
System Performance Check 5600 MHz Head
System Performance Check 5750 MHz Head

System Performance Check 2450MHz Head**D2450V2-SN 733**

Communication System: D2450; Frequency: 2450.000

Medium: HSL. Medium parameters used: $f = 2450.000$ MHz; $\sigma = 1.81$ S/m; $\epsilon_r = 40.6$

DASY 5 Configuration:

Probe: EX3DV4 - SN7838; ConvF(6.95, 6.95, 6.95); Calibrated: 2023/09/11

Sensor-Surface: 1.4mm (Mechanical Surface Detection)

Electronics: DAE4 Sn1830; Calibrated: 2023/09/12

Phantom: SAM 8.0; Type: SAM Twin; Serial: 2256

DASY52 52.10.4(1527); SEMCAD X 14.6.14(7483)

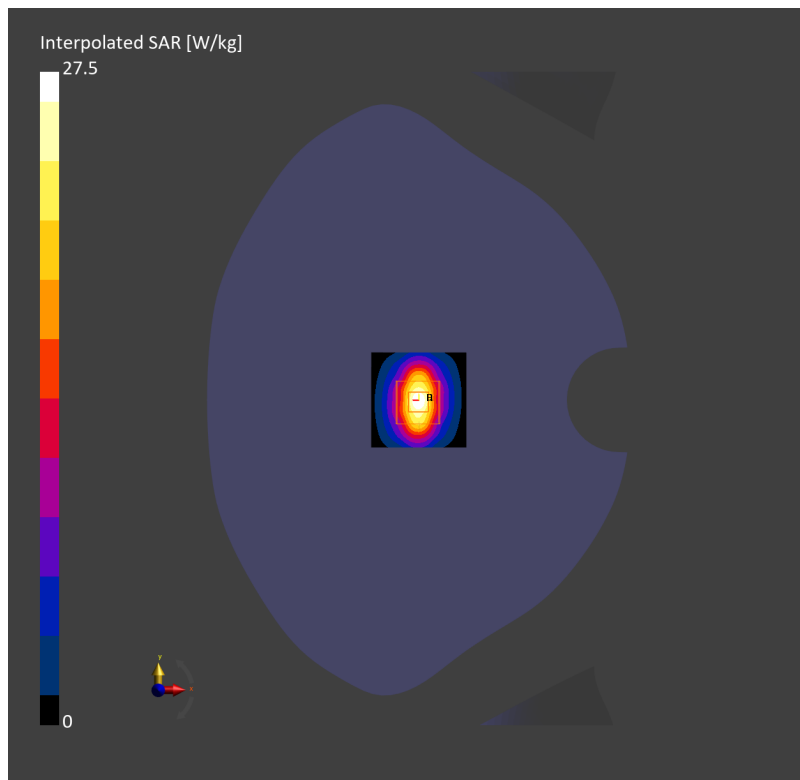
Area Scan (48.0 mm x 48.0 mm): Measurement Grid: 12.0 mm x 12.0 mm

SAR (1g) = 12.2 W/kg; SAR (10g) = 5.70 W/kg;

Zoom Scan (30.0 mm x 30.0 mm x 30.0 mm): Measurement Grid: 5.0 mm x 5.0 mm x 5.0 mm

Power Drift = -0.06 dB

SAR (1g) = 13.5 W/kg; SAR (10g) = 6.36 W/kg;



System Performance Check 5250MHz Head**D5GHzV2-SN 1165**

Communication System: D5GHz; Frequency: 5250.000

Medium: HSL. Medium parameters used: $f = 5250.000$ MHz; $\sigma = 4.72$ S/m; $\epsilon_r = 36.6$

DASY 5 Configuration:

Probe: EX3DV4 - SN7838; ConvF(6.95, 6.95, 6.95); Calibrated: 2023/09/11

Sensor-Surface: 1.4mm (Mechanical Surface Detection)

Electronics: DAE4 Sn1830; Calibrated: 2023/09/12

Phantom: SAM 8.0; Type: SAM Twin; Serial: 2256

DASY52 52.10.4(1527); SEMCAD X 14.6.14(7483)

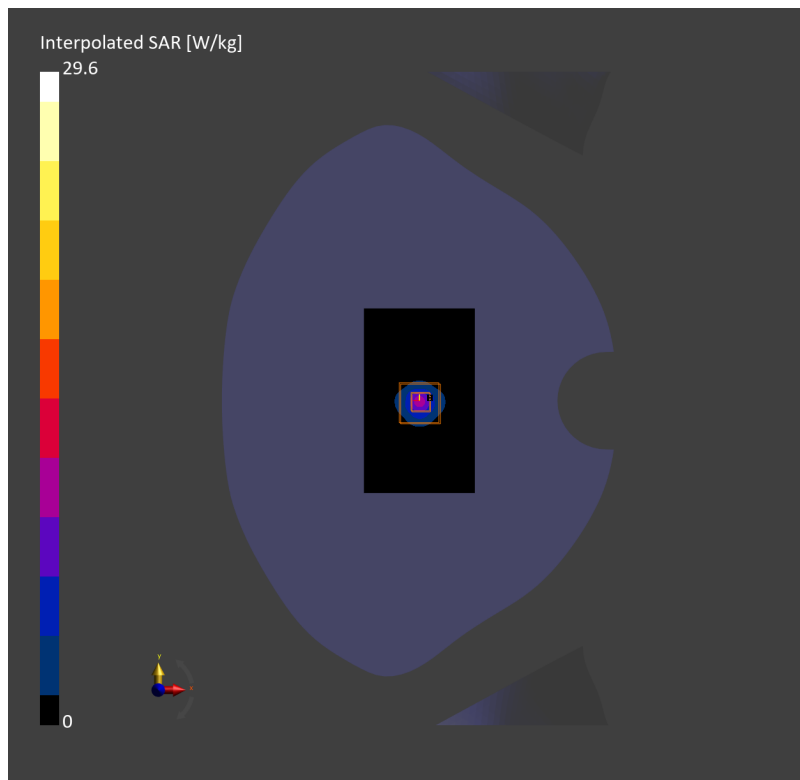
Area Scan (60.0 mm x 100.0 mm): Measurement Grid: 10.0 mm x 10.0 mm

SAR (1g) = 6.97 W/kg; SAR (10g) = 2.01 W/kg;

Zoom Scan (24.0 mm x 24.0 mm x 22.0 mm): Measurement Grid: 4.0 mm x 4.0 mm x 2.0 mm

Power Drift = 0.01 dB

SAR (1g) = 7.57 W/kg; SAR (10g) = 2.18 W/kg;



System Performance Check 5600MHz Head**D5GHzV2-SN 1165**

Communication System: D5GHz; Frequency: 5600.000

Medium: HSL. Medium parameters used: $f = 5600.000$ MHz; $\sigma = 5.10$ S/m; $\epsilon_r = 35.7$

DASY 5 Configuration:

Probe: EX3DV4 - SN7838; ConvF(6.95, 6.95, 6.95); Calibrated: 2023/09/11

Sensor-Surface: 1.4mm (Mechanical Surface Detection)

Electronics: DAE4 Sn1830; Calibrated: 2023/09/12

Phantom: SAM 8.0; Type: SAM Twin; Serial: 2256

DASY52 52.10.4(1527); SEMCAD X 14.6.14(7483)


Area Scan (60.0 mm x 100.0 mm): Measurement Grid: 10.0 mm x 10.0 mm

SAR (1g) = 7.71 W/kg; SAR (10g) = 2.20 W/kg;

Zoom Scan (24.0 mm x 24.0 mm x 22.0 mm): Measurement Grid: 4.0 mm x 4.0 mm x 2.0 mm

Power Drift = 0.01 dB

SAR (1g) = 8.32 W/kg; SAR (10g) = 2.39 W/kg;



System Performance Check 5750MHz Head**D5GHzV2-SN 1165**

Communication System: D5GHz; Frequency: 5750.000

Medium: HSL. Medium parameters used: $f = 5750.000$ MHz; $\sigma = 5.29$ S/m; $\epsilon_r = 35.5$

DASY 5 Configuration:

Probe: EX3DV4 - SN7838; ConvF(6.95, 6.95, 6.95); Calibrated: 2023/09/11

Sensor-Surface: 1.4mm (Mechanical Surface Detection)

Electronics: DAE4 Sn1830; Calibrated: 2023/09/12

Phantom: SAM 8.0; Type: SAM Twin; Serial: 2256

DASY52 52.10.4(1527); SEMCAD X 14.6.14(7483)

Area Scan (60.0 mm x 100.0 mm): Measurement Grid: 10.0 mm x 10.0 mm

SAR (1g) = 6.68 W/kg; SAR (10g) = 1.90 W/kg;

Zoom Scan (24.0 mm x 24.0 mm x 22.0 mm): Measurement Grid: 4.0 mm x 4.0 mm x 1.4 mm

Power Drift = 0.06 dB

SAR (1g) = 7.29 W/kg; SAR (10g) = 2.08 W/kg;

