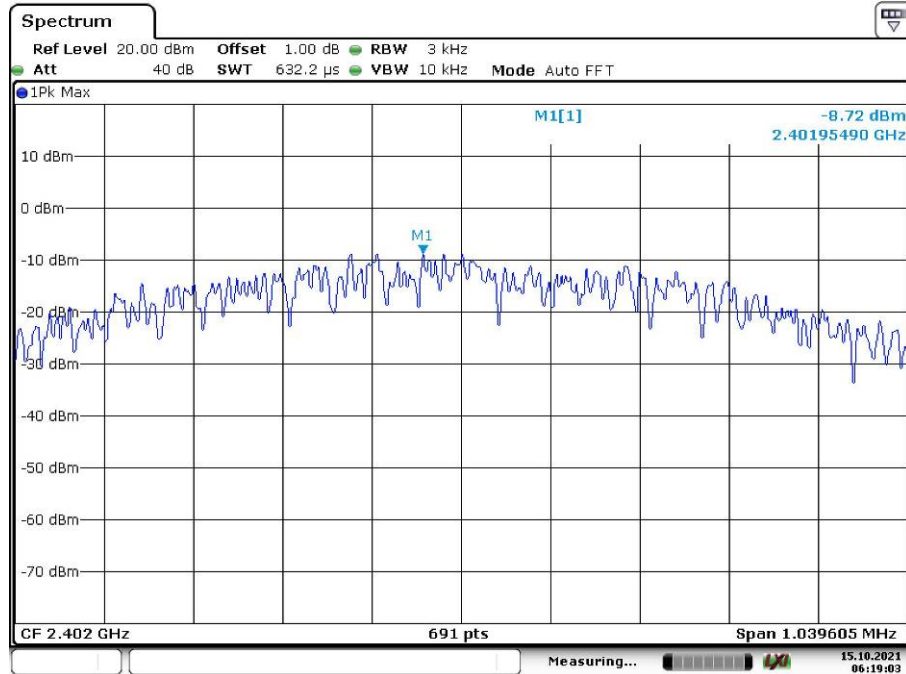


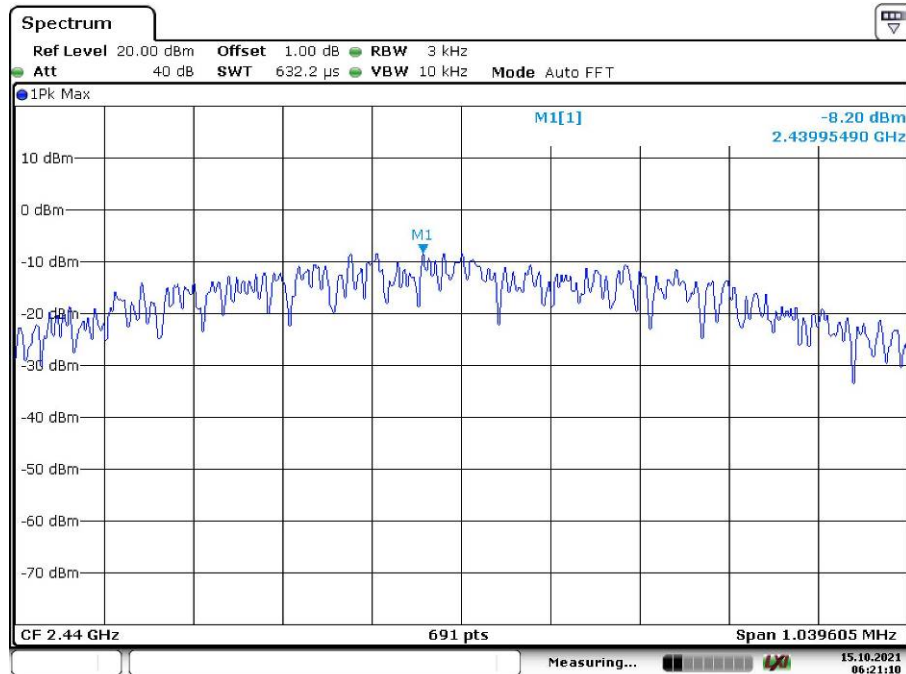
Appendix C: Test Results of Bluetooth Low Energy

APPENDIX C: TEST RESULTS OF BLUETOOTH LOW ENERGY	1
APPENDIX C.1: TEST RESULTS OF CONDUCTED POWER SPECTRAL DENSITY	2
APPENDIX C.2: TEST RESULTS OF 6dB BANDWIDTH	4
APPENDIX C.3: TEST RESULTS OF 99% BANDWIDTH	7
APPENDIX C.4: TEST RESULTS OF CONDUCTED SPURIOUS EMISSIONS MEASURED IN 100 kHz BANDWIDTH	10
APPENDIX C.5: TEST RESULTS OF RADIATED SPURIOUS EMISSIONS	14
30 MHz to 1GHz.....	14
1GHz-18GHz	18
APPENDIX C.6: TEST RESULTS OF RADIATED EMISSIONS IN RESTRICTED BANDS	30

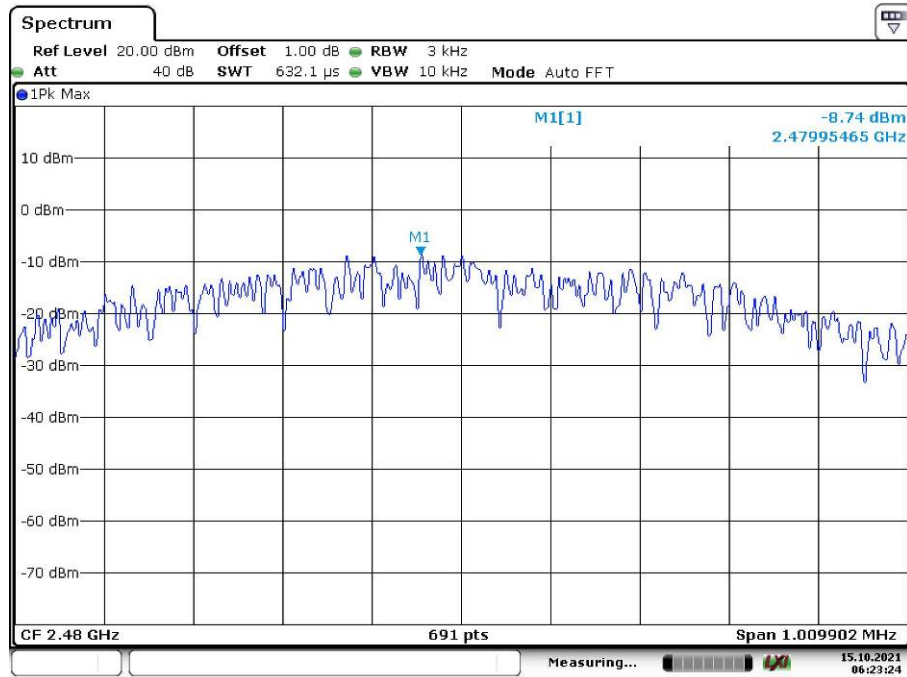
Appendix C.1: Test Results of Conducted Power Spectral Density



Date: 15.OCT.2021 06:19:03



Date: 15.OCT.2021 06:21:10



Date: 15.OCT.2021 06:23:24

15.10.2021
06:23:24

Appendix C.2: Test Results of 6dB Bandwidth

Minimum Emission Bandwidth 6 dB (2402 MHz; 10.000 dBm; 1 MHz)

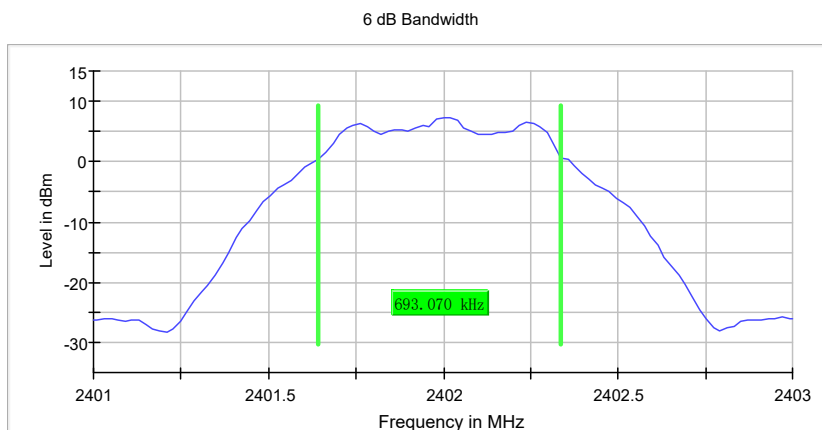
Test according to FCC title 47 part 15 §15.247(a), KDB 558074 D01 DTS Meas Guidance v04 and ANSI C63.10-2013

6 dB Bandwidth

DUT Frequency (MHz)	Bandwidth (MHz)	Limit Min (MHz)	Limit Max (MHz)	Band Edge Left (MHz)	Band Edge Right (MHz)
2402.000000	0.693070	0.500000	---	2401.643564	2402.336634

(continuation of the "6 dB Bandwidth" table from column 6 ...)

DUT Frequency (MHz)	Max Level (dBm)	Result
2402.000000	7.4	PASS



Measurement

Setting	Instrument Value	Target Value
Start Frequency	2.40100 GHz	2.40100 GHz
Stop Frequency	2.40300 GHz	2.40300 GHz
Span	2.000 MHz	2.000 MHz
RBW	100.000 kHz	~ 100.000 kHz
VBW	300.000 kHz	~ 300.000 kHz
SweepPoints	101	~ 40
Sweeptime	18.938 µs	AUTO
Reference Level	0.000 dBm	0.000 dBm
Attenuation	20.000 dB	AUTO
Detector	MaxPeak	MaxPeak
SweepCount	100	100
Filter	3 dB	3 dB
Trace Mode	Max Hold	Max Hold
Sweeptype	FFT	AUTO
Preamp	off	off
Stablemode	Trace	Trace
Stablevalue	0.50 dB	0.50 dB
Run	8 / max. 150	max. 150
Stable	5 / 5	5
Max Stable Difference	0.00 dB	0.50 dB

Minimum Emission Bandwidth 6 dB (2440 MHz; 10.000 dBm; 1 MHz)

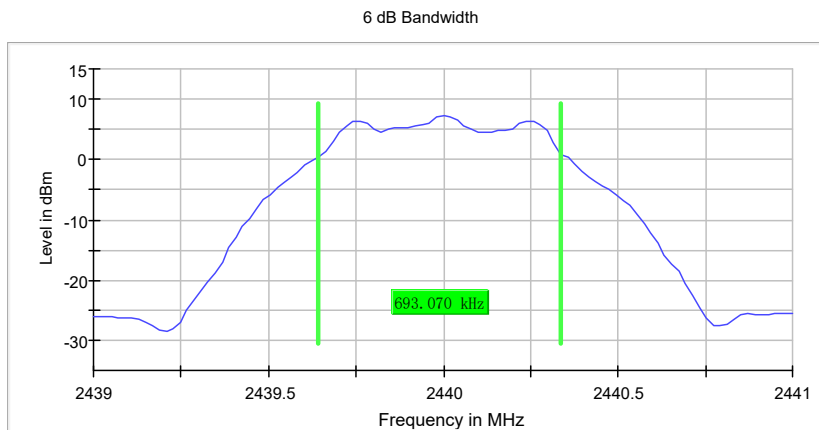
Test according to FCC title 47 part 15 §15.247(a), KDB 558074 D01 DTS Meas Guidance v04 and ANSI C63.10-2013

6 dB Bandwidth

DUT Frequency (MHz)	Bandwidth (MHz)	Limit Min (MHz)	Limit Max (MHz)	Band Edge Left (MHz)	Band Edge Right (MHz)
2440.000000	0.693070	0.500000	---	2439.643564	2440.336634

(continuation of the "6 dB Bandwidth" table from column 6 ...)

DUT Frequency (MHz)	Max Level (dBm)	Result
2440.000000	7.3	PASS



Measurement

Setting	Instrument Value	Target Value
Start Frequency	2.43900 GHz	2.43900 GHz
Stop Frequency	2.44100 GHz	2.44100 GHz
Span	2.000 MHz	2.000 MHz
RBW	100.000 kHz	~ 100.000 kHz
VBW	300.000 kHz	~ 300.000 kHz
SweepPoints	101	~ 40
Sweeptime	18.938 µs	AUTO
Reference Level	0.000 dBm	0.000 dBm
Attenuation	20.000 dB	AUTO
Detector	MaxPeak	MaxPeak
SweepCount	100	100
Filter	3 dB	3 dB
Trace Mode	Max Hold	Max Hold
Sweeptype	FFT	AUTO
Preamp	off	off
Stablemode	Trace	Trace
Stablevalue	0.50 dB	0.50 dB
Run	8 / max. 150	max. 150
Stable	5 / 5	5
Max Stable Difference	0.44 dB	0.50 dB

Minimum Emission Bandwidth 6 dB (2480 MHz; 10.000 dBm; 1 MHz)

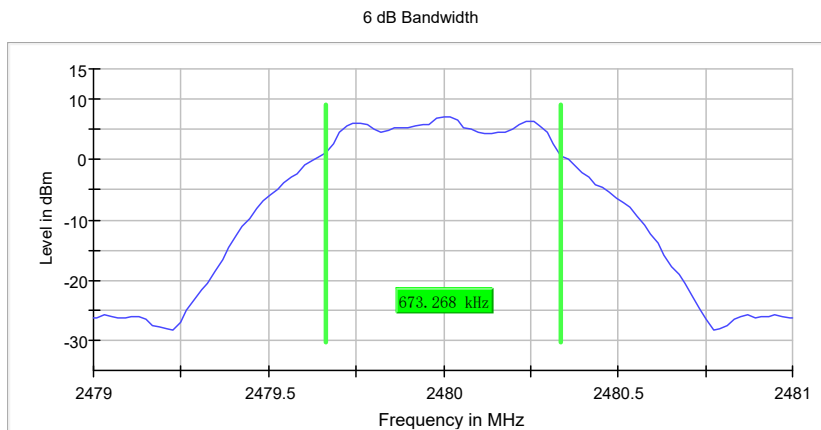
Test according to FCC title 47 part 15 §15.247(a), KDB 558074 D01 DTS Meas Guidance v04 and ANSI C63.10-2013

6 dB Bandwidth

DUT Frequency (MHz)	Bandwidth (MHz)	Limit Min (MHz)	Limit Max (MHz)	Band Edge Left (MHz)	Band Edge Right (MHz)
2480.000000	0.673268	0.500000	---	2479.663366	2480.336634

(continuation of the "6 dB Bandwidth" table from column 6 ...)

DUT Frequency (MHz)	Max Level (dBm)	Result
2480.000000	7.1	PASS



Measurement

Setting	Instrument Value	Target Value
Start Frequency	2.47900 GHz	2.47900 GHz
Stop Frequency	2.48100 GHz	2.48100 GHz
Span	2.000 MHz	2.000 MHz
RBW	100.000 kHz	~ 100.000 kHz
VBW	300.000 kHz	~ 300.000 kHz
SweepPoints	101	~ 40
Sweeptime	18.938 µs	AUTO
Reference Level	0.000 dBm	0.000 dBm
Attenuation	20.000 dB	AUTO
Detector	MaxPeak	MaxPeak
SweepCount	100	100
Filter	3 dB	3 dB
Trace Mode	Max Hold	Max Hold
Sweeptype	FFT	AUTO
Preamp	off	off
Stablemode	Trace	Trace
Stablevalue	0.50 dB	0.50 dB
Run	10 / max. 150	max. 150
Stable	5 / 5	5
Max Stable Difference	0.00 dB	0.50 dB

Appendix C.3: Test Results of 99% Bandwidth

Occupied Channel Bandwidth 99% (2402 MHz; 10.000 dBm; 1 MHz)

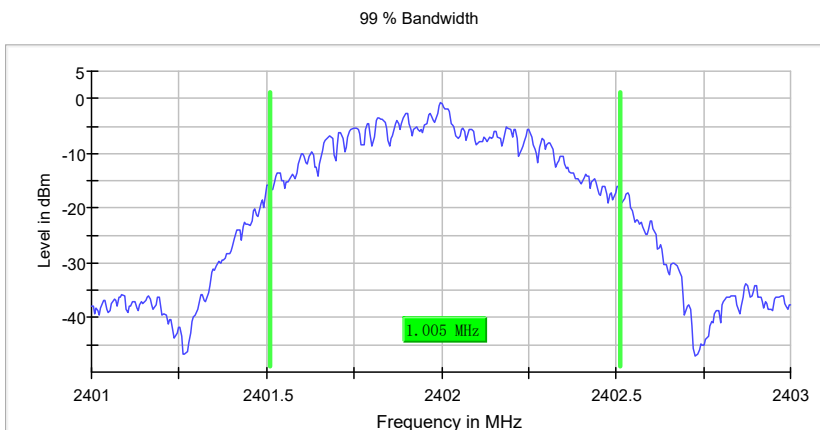
Test according to FCC title 47 part 15 §15.247(a), KDB 558074 D01 DTS Meas Guidance v04 and ANSI C63.10-2013

99 % Bandwidth

DUT Frequency (MHz)	Bandwidth (MHz)	Limit Min (MHz)	Limit Max (MHz)	Band Edge Left (MHz)	Band Edge Right (MHz)
2402.000000	1.005000	---	---	2401.507500	2402.512500

(continuation of the "99 % Bandwidth" table from column 6 ...)

DUT Frequency (MHz)	Result
2402.000000	PASS



Measurement

Setting	Instrument Value	Target Value
Start Frequency	2.40100 GHz	2.40100 GHz
Stop Frequency	2.40300 GHz	2.40300 GHz
Span	2.000 MHz	2.000 MHz
RBW	10.000 kHz	>= 10.000 kHz
VBW	30.000 kHz	>= 30.000 kHz
SweepPoints	400	~ 400
Sweeptime	189.648 µs	AUTO
Reference Level	0.000 dBm	0.000 dBm
Attenuation	20.000 dB	AUTO
Detector	MaxPeak	MaxPeak
SweepCount	100	100
Filter	3 dB	3 dB
Trace Mode	Max Hold	Max Hold
Sweeptype	FFT	AUTO
Preamp	off	off
Stablemode	Trace	Trace
Stablevalue	0.30 dB	0.30 dB
Run	5 / max. 150	max. 150
Stable	3 / 3	3
Max Stable Difference	0.20 dB	0.30 dB

Occupied Channel Bandwidth 99% (2440 MHz; 10.000 dBm; 1 MHz)

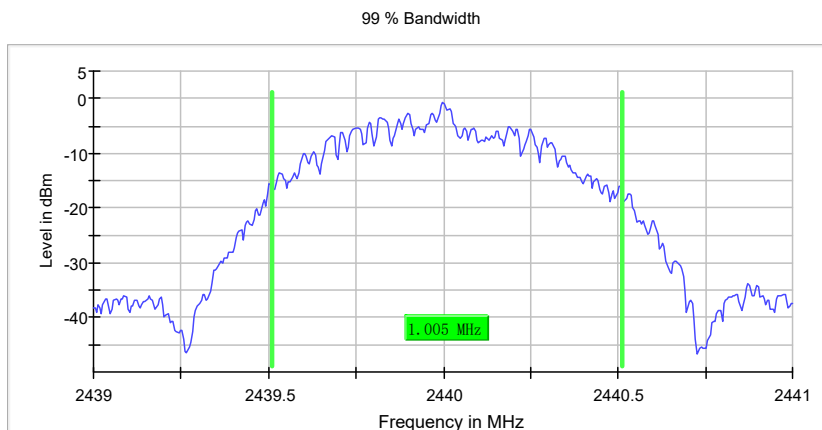
Test according to FCC title 47 part 15 §15.247(a), KDB 558074 D01 DTS Meas Guidance v04 and ANSI C63.10-2013

99 % Bandwidth

DUT Frequency (MHz)	Bandwidth (MHz)	Limit Min (MHz)	Limit Max (MHz)	Band Edge Left (MHz)	Band Edge Right (MHz)
2440.000000	1.005000	---	---	2439.507500	2440.512500

(continuation of the "99 % Bandwidth" table from column 6 ...)

DUT Frequency (MHz)	Result
2440.000000	PASS



Measurement

Setting	Instrument Value	Target Value
Start Frequency	2.43900 GHz	2.43900 GHz
Stop Frequency	2.44100 GHz	2.44100 GHz
Span	2.000 MHz	2.000 MHz
RBW	10.000 kHz	>= 10.000 kHz
VBW	30.000 kHz	>= 30.000 kHz
SweepPoints	400	~ 400
Sweeptime	189.648 µs	AUTO
Reference Level	0.000 dBm	0.000 dBm
Attenuation	20.000 dB	AUTO
Detector	MaxPeak	MaxPeak
SweepCount	100	100
Filter	3 dB	3 dB
Trace Mode	Max Hold	Max Hold
Sweeptype	FFT	AUTO
Preamp	off	off
Stablemode	Trace	Trace
Stablevalue	0.30 dB	0.30 dB
Run	6 / max. 150	max. 150
Stable	3 / 3	3
Max Stable Difference	0.16 dB	0.30 dB

Occupied Channel Bandwidth 99% (2480 MHz; 10.000 dBm; 1 MHz)

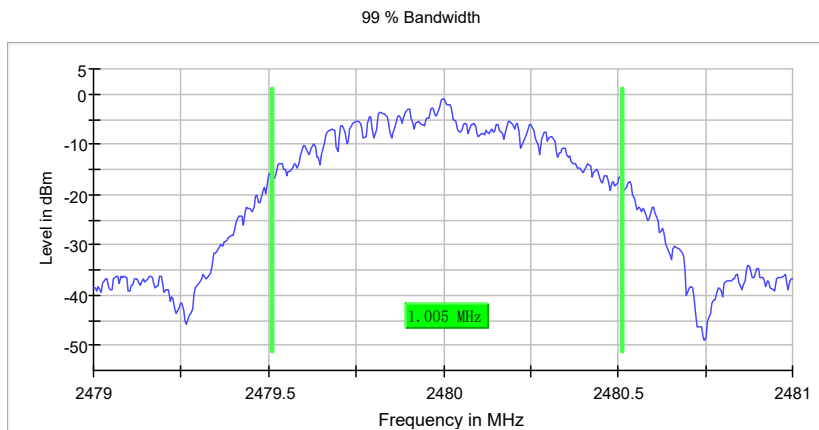
Test according to FCC title 47 part 15 §15.247(a), KDB 558074 D01 DTS Meas Guidance v04 and ANSI C63.10-2013

99 % Bandwidth

DUT Frequency (MHz)	Bandwidth (MHz)	Limit Min (MHz)	Limit Max (MHz)	Band Edge Left (MHz)	Band Edge Right (MHz)
2480.000000	1.005000	---	---	2479.507500	2480.512500

(continuation of the "99 % Bandwidth" table from column 6 ...)

DUT Frequency (MHz)	Result
2480.000000	PASS

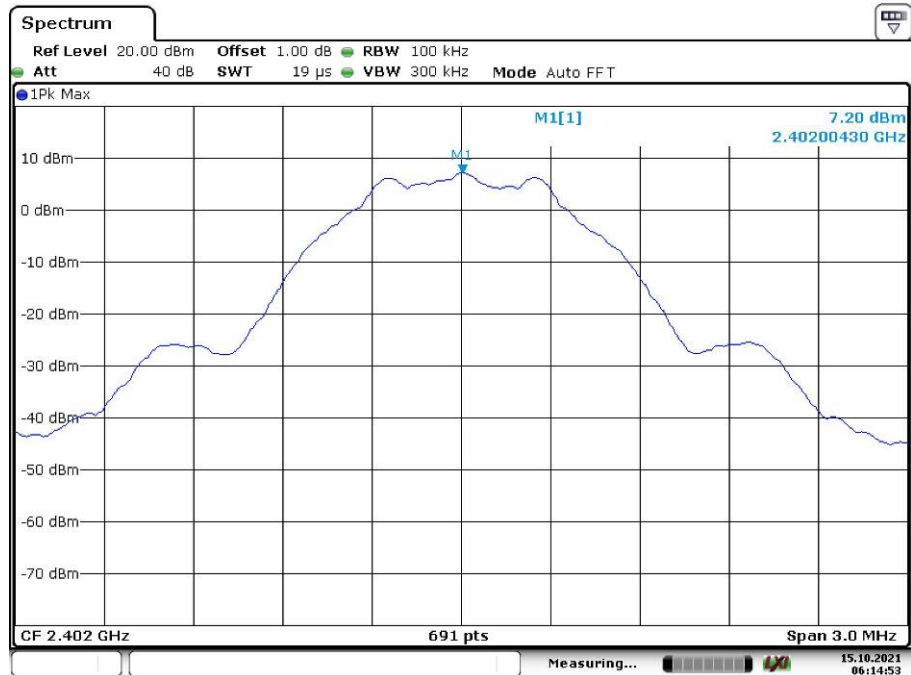


Measurement

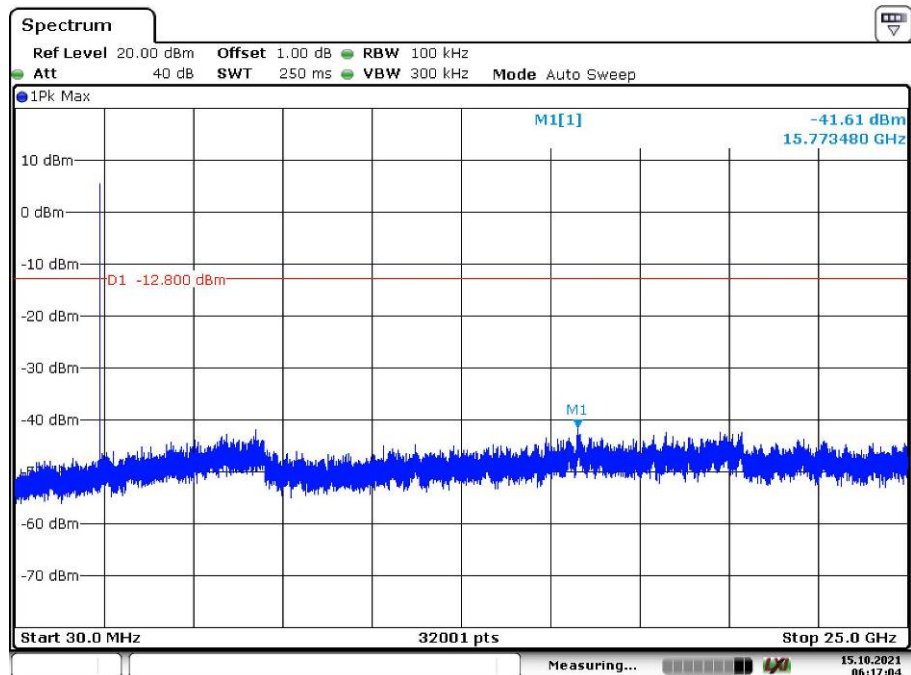
Setting	Instrument Value	Target Value
Start Frequency	2.47900 GHz	2.47900 GHz
Stop Frequency	2.48100 GHz	2.48100 GHz
Span	2.000 MHz	2.000 MHz
RBW	10.000 kHz	>= 10.000 kHz
VBW	30.000 kHz	>= 30.000 kHz
SweepPoints	400	~ 400
Sweeptime	189.648 µs	AUTO
Reference Level	0.000 dBm	0.000 dBm
Attenuation	20.000 dB	AUTO
Detector	MaxPeak	MaxPeak
SweepCount	100	100
Filter	3 dB	3 dB
Trace Mode	Max Hold	Max Hold
Sweeptype	FFT	AUTO
Preamp	off	off
Stablemode	Trace	Trace
Stablevalue	0.30 dB	0.30 dB
Run	6 / max. 150	max. 150
Stable	3 / 3	3
Max Stable Difference	0.18 dB	0.30 dB

Appendix C.4: Test Results of Conducted Spurious Emissions Measured in 100 kHz Bandwidth

Low Channel:

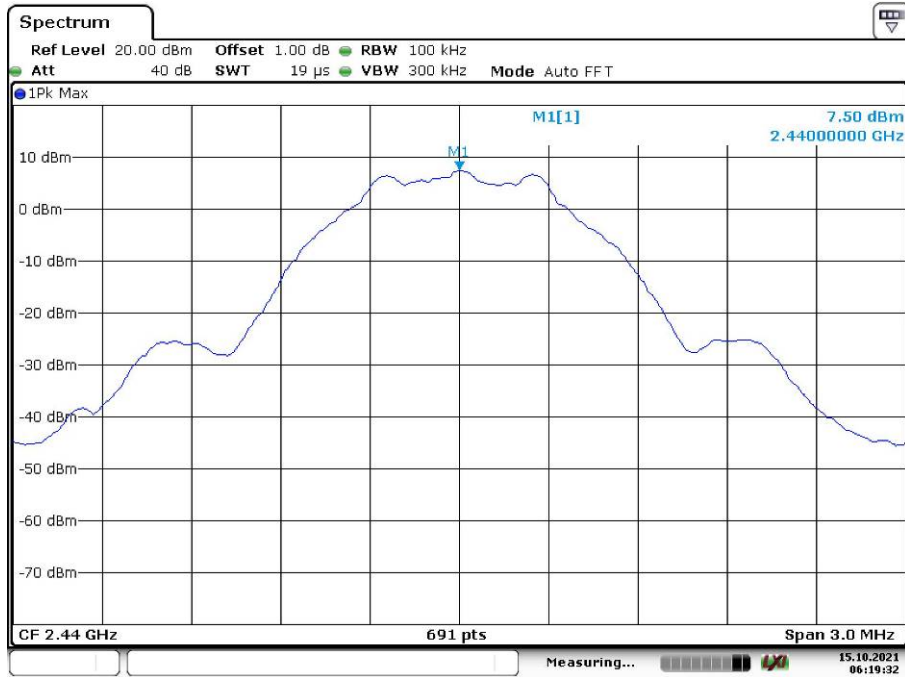


Date: 15.OCT.2021 06:14:52

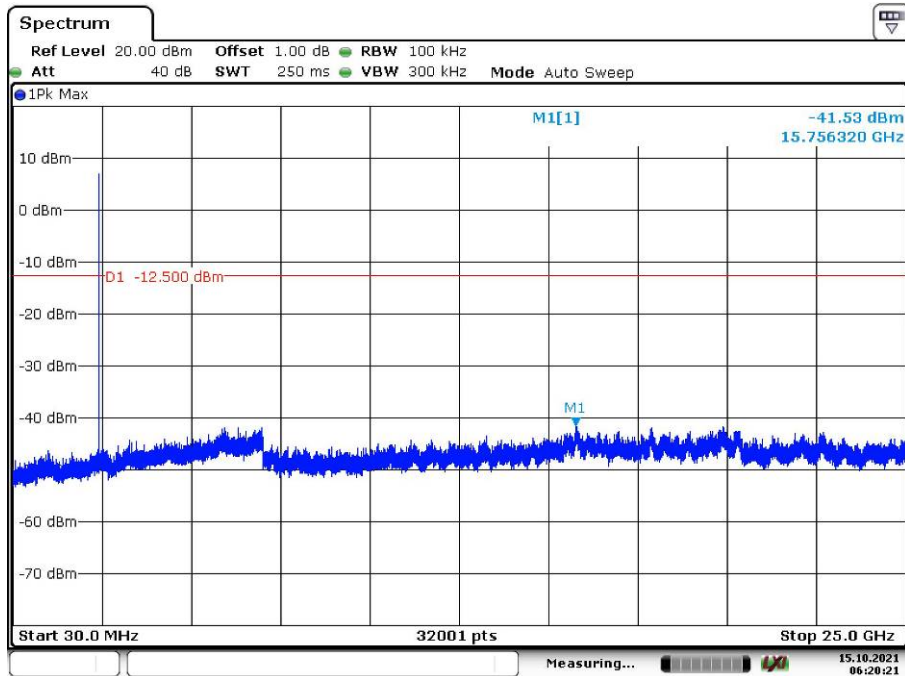


Date: 15.OCT.2021 06:17:04

Middle Channel:

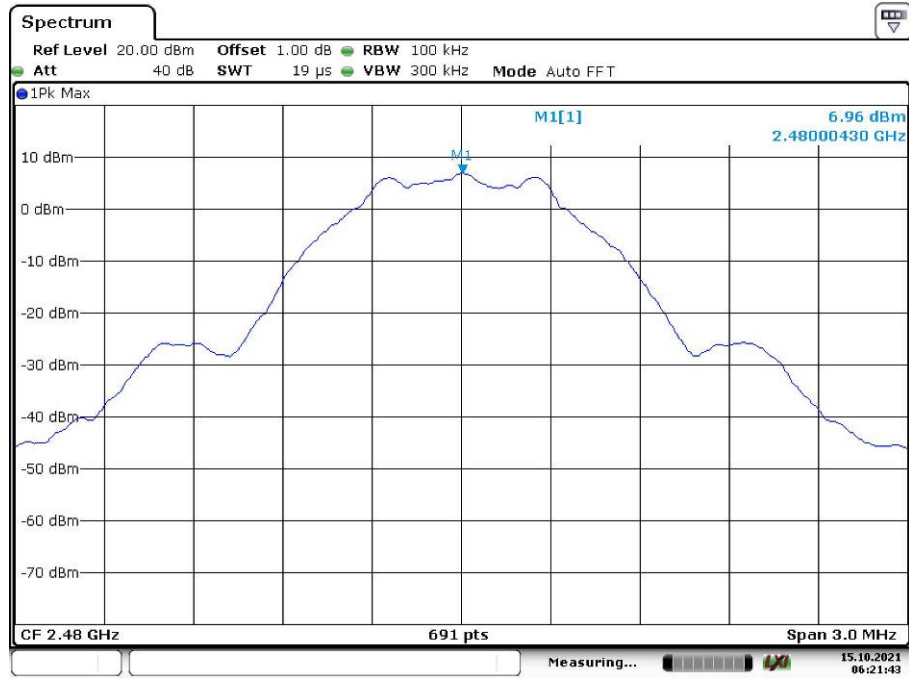


Date: 15.OCT.2021 06:19:32

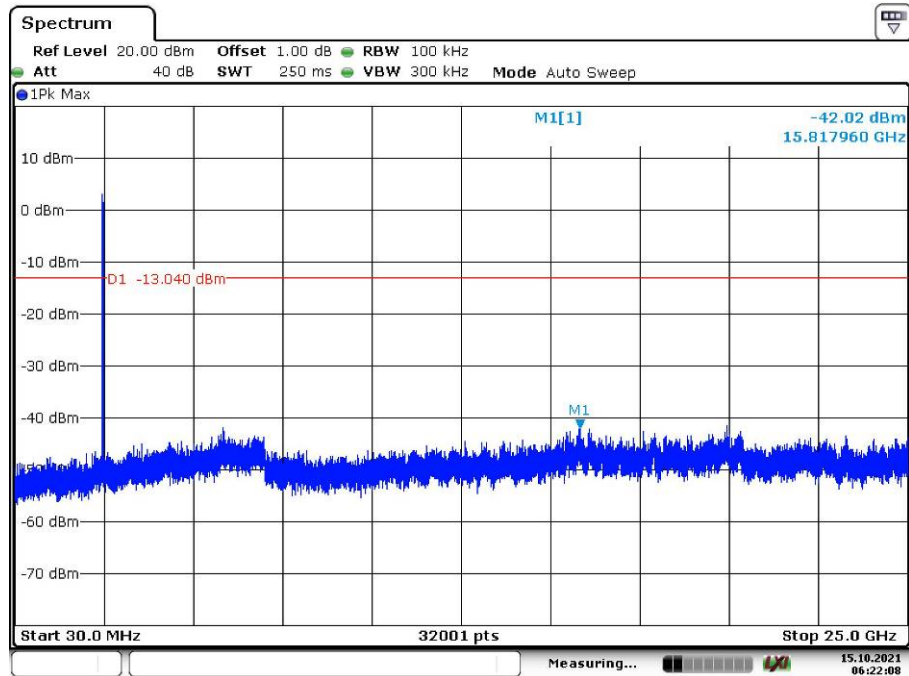


Date: 15.OCT.2021 06:20:21

High Channel:

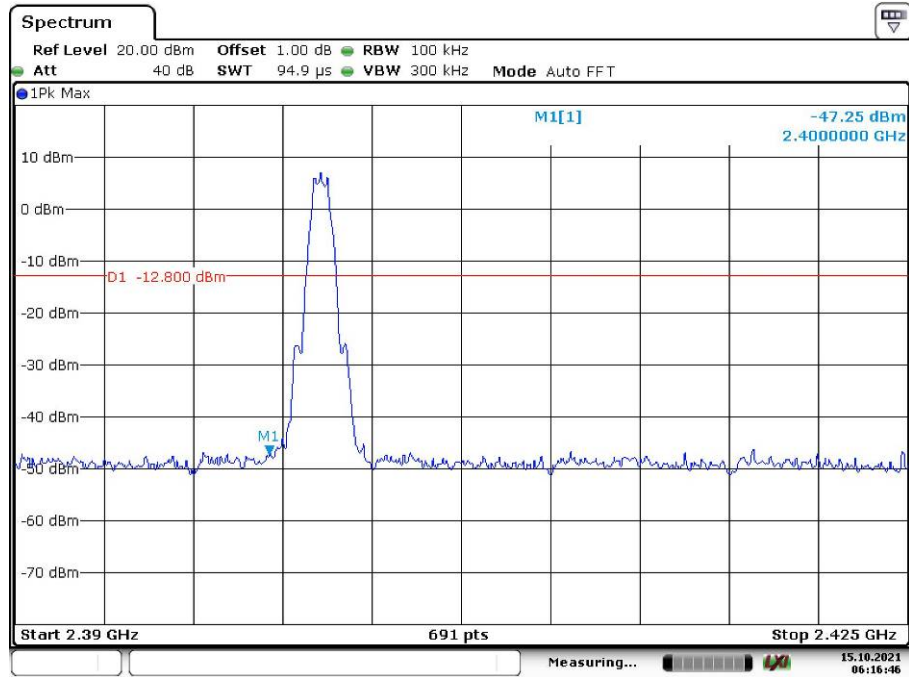


Date: 15.OCT.2021 06:21:43



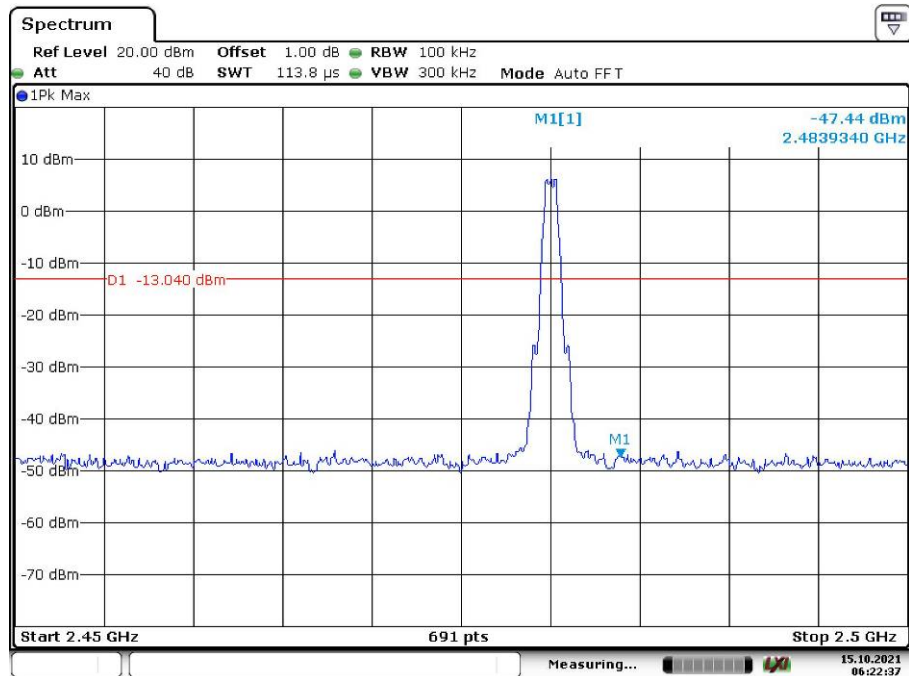
Date: 15.OCT.2021 06:22:08

Band Edge, Low Channel:



Date: 15.OCT.2021 06:16:46

Band Edge, High Channel:



Date: 15.OCT.2021 06:22:37

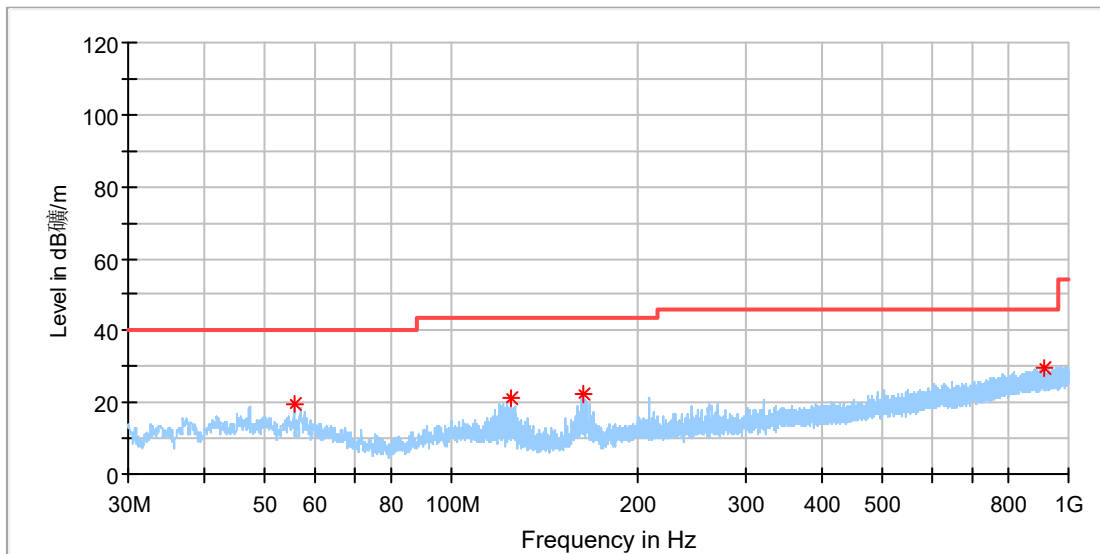
Appendix C.5: Test Results of Radiated Spurious Emissions

Note:

- 1) This testing was carried out on different modulations, but only the worst case was presented in this report.
 - 2) Testing was carried out within frequency range 9kHz to the tenth harmonics. The measurement results below 30MHz and 18GHz - 26.5GHz were greater than 20dB below the limit, so only the radiated spurious emissions from 30MHz to 18GHz were reported.
- 30 MHz to 1GHz

EUT Information

EUT Name:	Earbuds X
Model:	ALD-00
Test Mode:	BLE 1M_Low channel
Test Voltage::	Fully charged battery
Remark:	Temp 23 Humi:45%
Test Standard:	FCC 15.247
Tested By:	Kei Zhang
Reviewed By:	Terry Yin

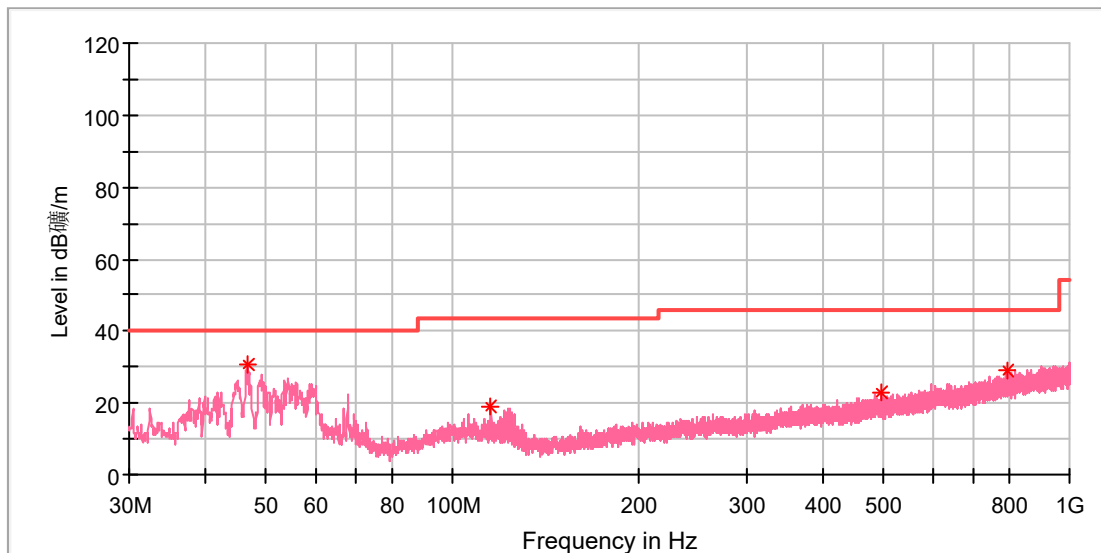


Critical_Freqs

Frequency (MHz)	MaxPeak (dBμV/m)	Limit (dBμV/m)	Margin (dB)	Height (cm)	Pol	Azimuth (deg)	Corr. (dB/m)
55.656500	19.34	40.00	20.66	100.0	H	210.0	-18.5
124.914500	21.34	43.50	22.16	100.0	H	119.0	-21.3
163.957000	22.56	43.50	20.94	100.0	H	218.0	-21.5
915.464500	29.78	46.00	16.22	100.0	H	218.0	-4.9

EUT Information

EUT Name: Earbuds X
 Model: ALD-00
 Test Mode: BLE 1M_Low channel
 Test Voltage:: Fully charged battery
 Remark: Temp 23 Humi:45%
 Test Standard: FCC 15.247
 Tested By: Kei Zhang
 Reviewed By: Terry Yin

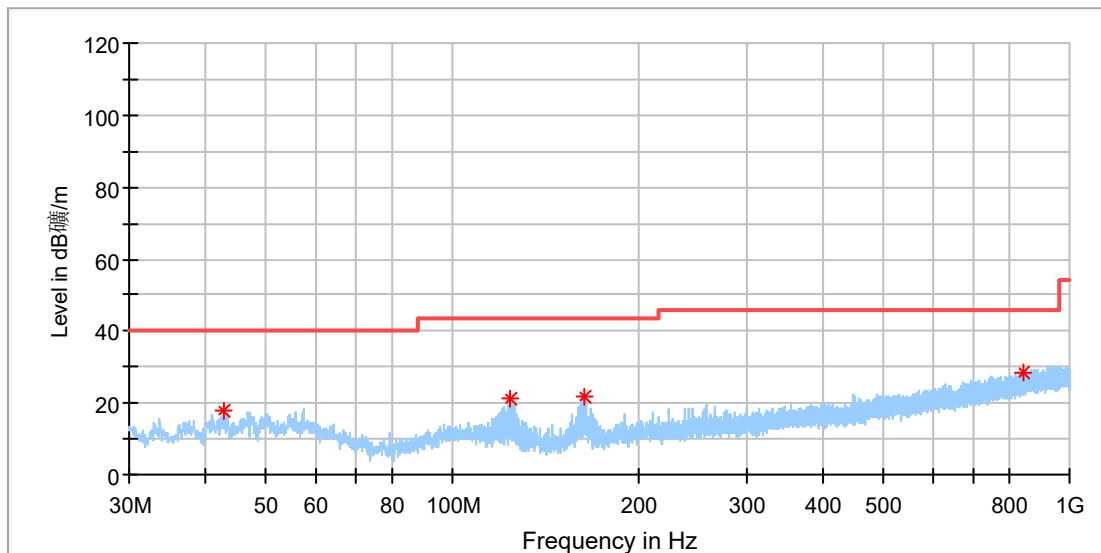


Critical Freqs

Frequency (MHz)	MaxPeak (dBµV/m)	Limit (dBµV/m)	Margin (dB)	Height (cm)	Pol	Azimuth (deg)	Corr. (dB/m)
46.684000	30.43	40.00	9.57	100.0	V	275.0	-18.6
115.602500	19.11	43.50	24.39	100.0	V	109.0	-19.9
494.969500	23.11	46.00	22.89	100.0	V	0.0	-11.9
790.189000	28.95	46.00	17.05	100.0	V	163.0	-6.5

EUT Information

EUT Name: Earbuds X
 Model: ALD-00
 Test Mode: BLE 1M_High channel
 Test Voltage:: Fully charged battery
 Remark: Temp 23 Humi:45%
 Test Standard: FCC 15.247
 Tested By: Kei Zhang
 Reviewed By: Terry Yin

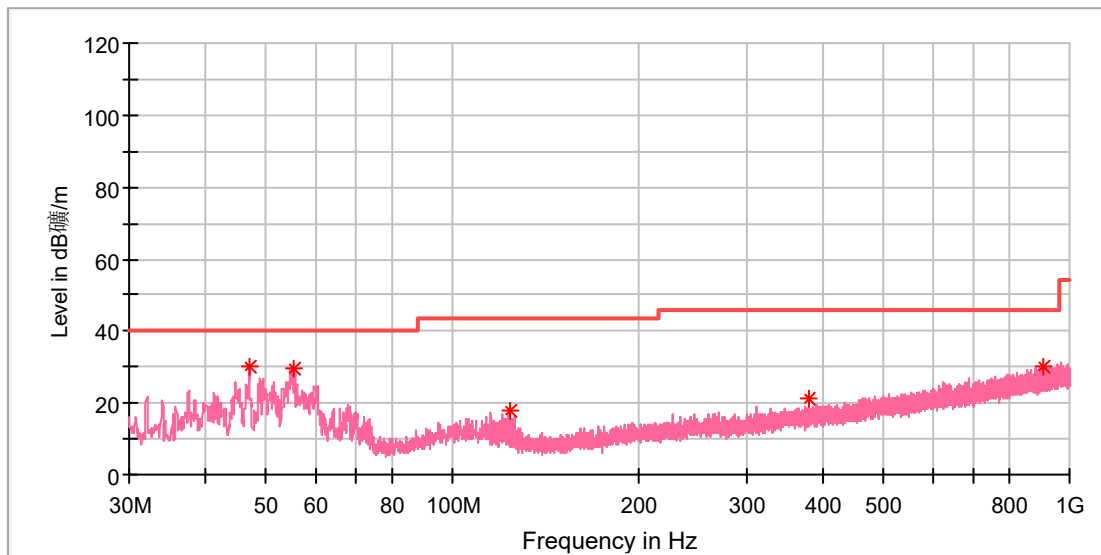


Critical Freqs

Frequency (MHz)	MaxPeak (dBµV/m)	Limit (dBµV/m)	Margin (dB)	Height (cm)	Pol	Azimuth (deg)	Corr. (dB/m)
42.755500	17.89	40.00	22.11	100.0	H	0.0	-19.4
124.623500	21.37	43.50	22.13	100.0	H	112.0	-21.3
163.666000	22.03	43.50	21.47	100.0	H	202.0	-21.5
845.139500	28.74	46.00	17.26	100.0	H	30.0	-5.6

EUT Information

EUT Name: Earbuds X
 Model: ALD-00
 Test Mode: BLE 1M_High channel
 Test Voltage:: Fully charged battery
 Remark: Temp 23 Humi:45%
 Test Standard: FCC 15.247
 Tested By: Kei Zhang
 Reviewed By: Terry Yin



Critical Freqs

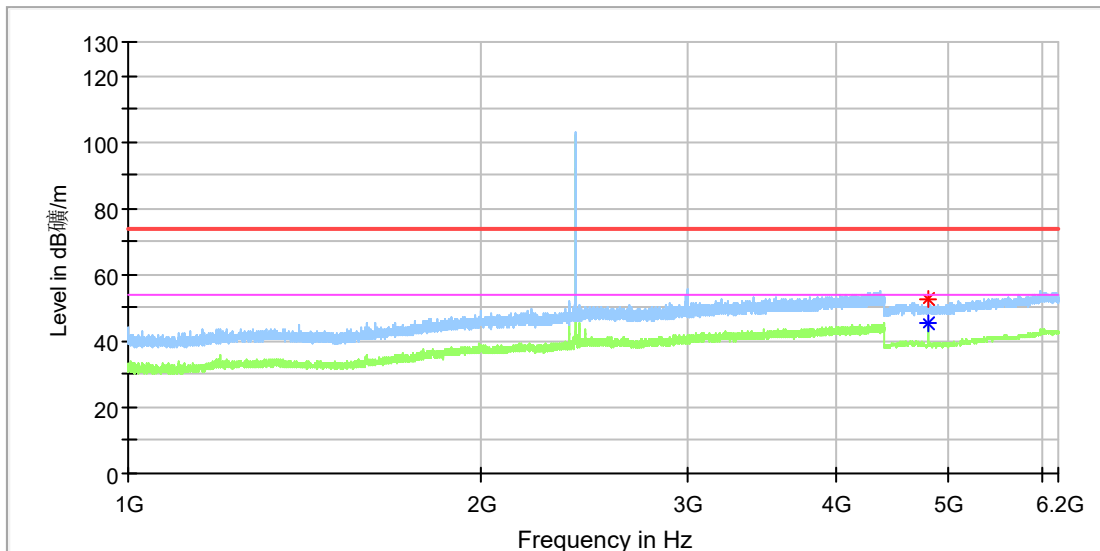
Frequency (MHz)	MaxPeak (dBµV/m)	Limit (dBµV/m)	Margin (dB)	Height (cm)	Pol	Azimuth (deg)	Corr. (dB/m)
46.878000	30.24	40.00	9.76	100.0	V	135.0	-18.5
55.559500	29.65	40.00	10.35	100.0	V	302.0	-18.5
124.187000	18.08	43.50	25.42	100.0	V	165.0	-21.2
377.163000	20.94	46.00	25.06	100.0	V	284.0	-14.3
910.566000	30.28	46.00	15.72	100.0	V	43.0	-4.9

1GHz-18GHz

Note: The highest waveform in the figure is Bluetooth Fundamental.

EUT Information

EUT Name: Earbuds X
 Model: ALD-00
 Test Mode: BLE 1M_Low channel
 Test Voltage:: Fully charged battery
 Remark: Temp 23 Humi:45%
 Test Standard: FCC 15.247
 Tested By: Kei Zhang
 Reviewed By: Terry Yin

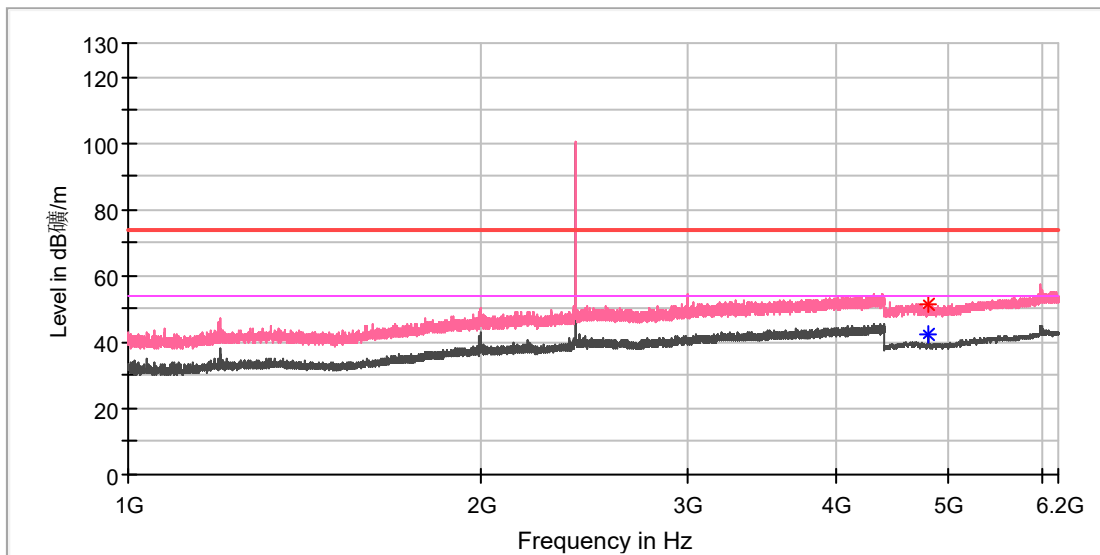


Critical_Freqs

Frequency (MHz)	MaxPeak (dBµV/m)	Average (dBµV/m)	Limit (dBµV/m)	Margin (dB)	Height (cm)	Pol	Azimuth (deg)	Corr. (dB/m)
4804.000000	52.50	---	74.00	21.50	100.0	H	46.0	11.8
4804.000000	---	45.23	54.00	8.77	100.0	H	46.0	11.8

EUT Information

EUT Name:	Earbuds X
Model:	ALD-00
Test Mode:	BLE 1M_Low channel
Test Voltage::	Fully charged battery
Remark:	Temp 23 Humi:45%
Test Standard:	FCC 15.247
Tested By:	Kei Zhang
Reviewed By:	Terry Yin

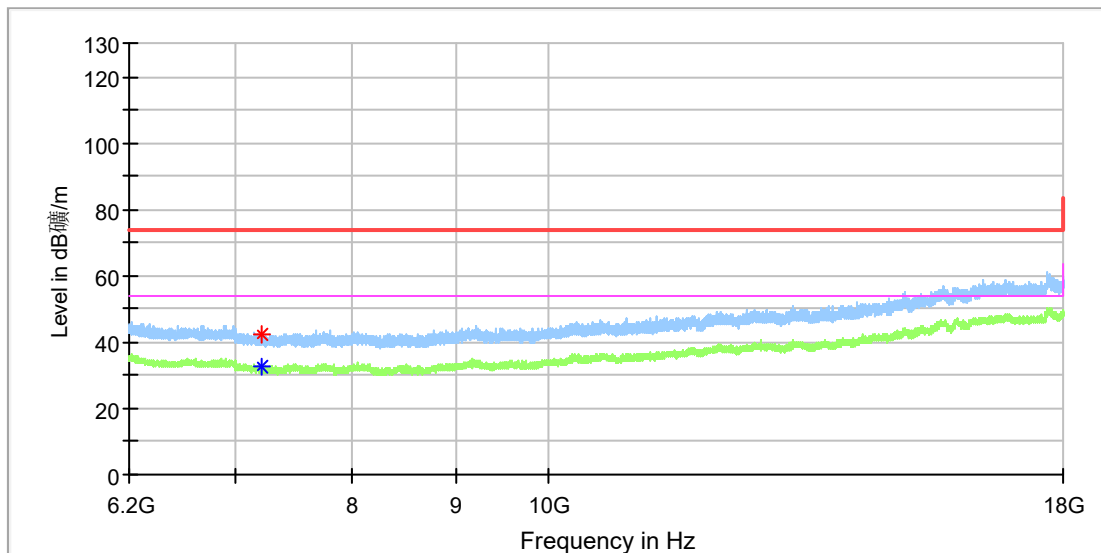


Critical Freqs

Frequency (MHz)	MaxPeak (dBµV/m)	Average (dBµV/m)	Limit (dBµV/m)	Margin (dB)	Height (cm)	Pol	Azimuth (deg)	Corr. (dB/m)
4803.500000	51.44	---	74.00	22.56	100.0	V	124.0	11.8
4803.500000	---	42.22	54.00	11.78	100.0	V	124.0	11.8

EUT Information

EUT Name:	Earbuds X
Model:	ALD-00
Test Mode:	BLE 1M_Low channel
Test Voltage::	Fully charged battery
Remark:	Temp 23 Humi:45%
Test Standard:	FCC 15.247
Tested By:	Kei Zhang
Reviewed By:	Terry Yin

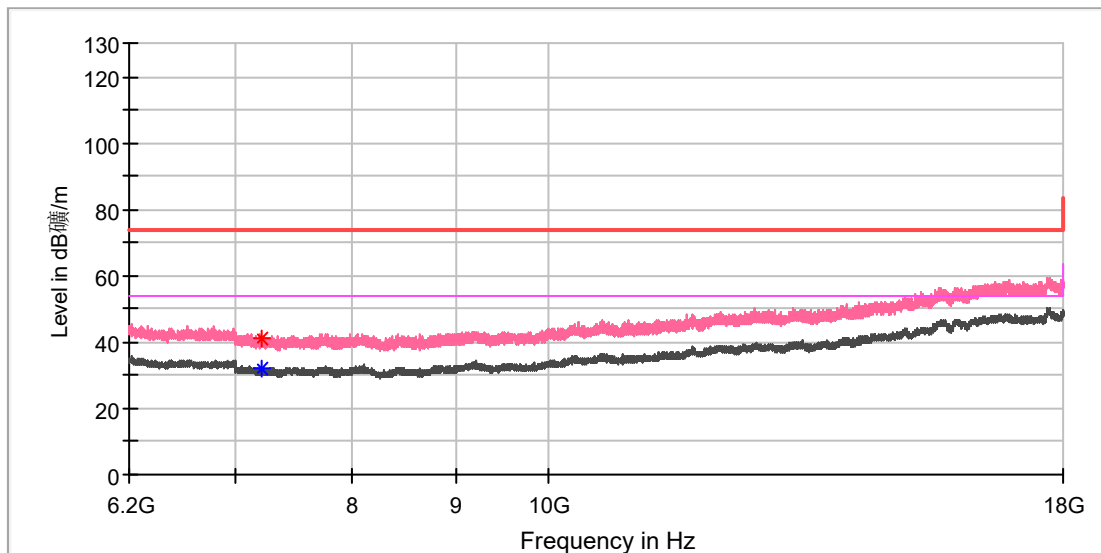


Critical Freqs

Frequency (MHz)	MaxPeak (dBµV/m)	Average (dBµV/m)	Limit (dBµV/m)	Margin (dB)	Height (cm)	Pol	Azimuth (deg)	Corr. (dB/m)
7204.475000	---	32.50	54.00	21.50	100.0	H	100.0	8.8
7206.933333	42.44	---	74.00	31.56	100.0	H	290.0	8.8

EUT Information

EUT Name: Earbuds X
 Model: ALD-00
 Test Mode: BLE 1M_Low channel
 Test Voltage:: Fully charged battery
 Remark: Temp 23 Humi:45%
 Test Standard: FCC 15.247
 Tested By: Kei Zhang
 Reviewed By: Terry Yin

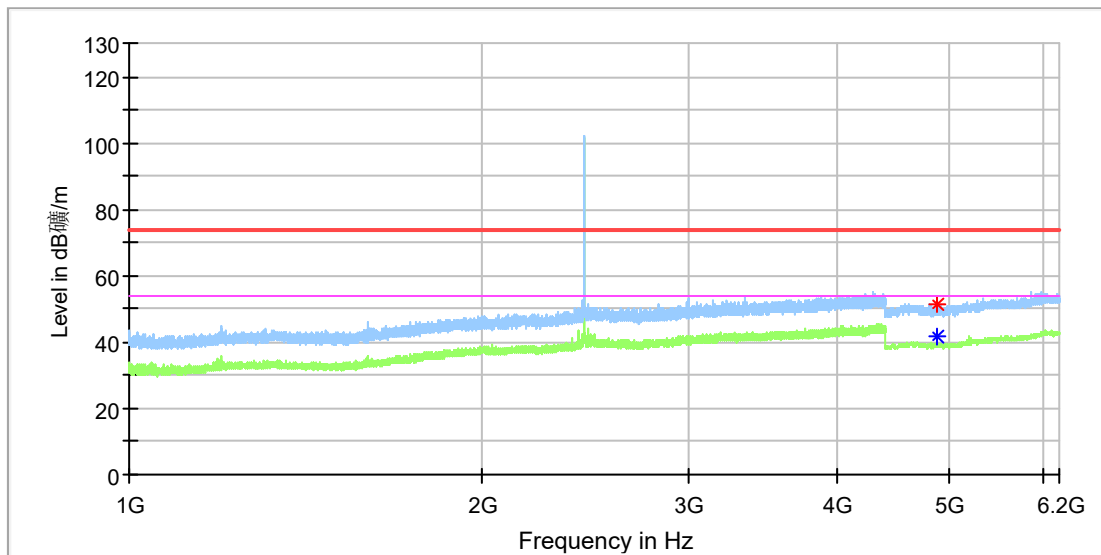


Critical Freqs

Frequency (MHz)	MaxPeak (dBµV/m)	Average (dBµV/m)	Limit (dBµV/m)	Margin (dB)	Height (cm)	Pol	Azimuth (deg)	Corr. (dB/m)
7204.475000	41.26	---	74.00	32.74	100.0	V	205.0	8.8
7205.458333	---	32.25	54.00	21.75	100.0	V	346.0	8.8

EUT Information

EUT Name: Earbuds X
 Model: ALD-00
 Test Mode: BLE 1M_Mid channel
 Test Voltage:: Fully charged battery
 Remark: Temp 23 Humi:45%
 Test Standard: FCC 15.247
 Tested By: Kei Zhang
 Reviewed By: Terry Yin

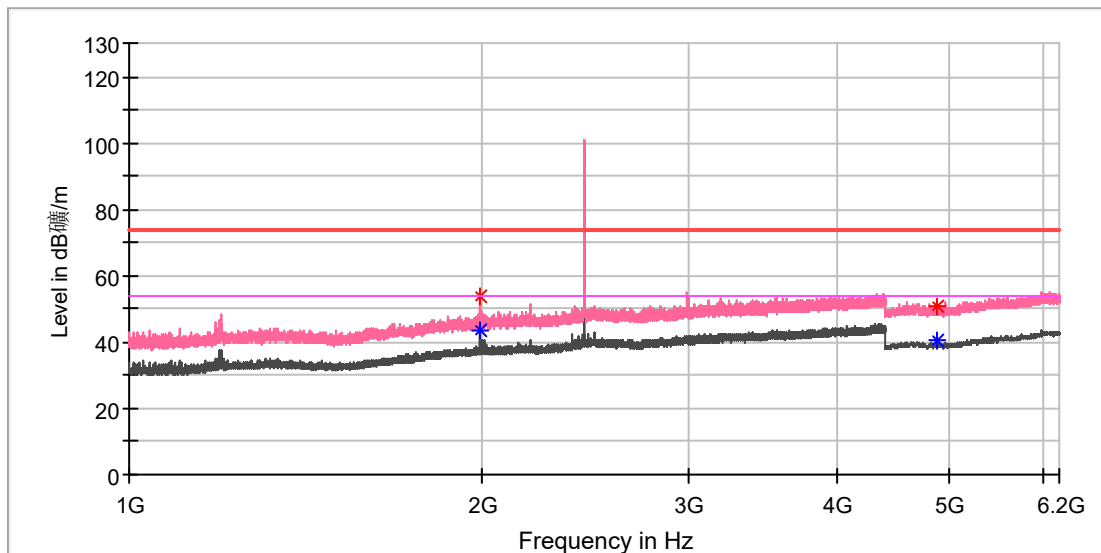


Critical Freqs

Frequency (MHz)	MaxPeak (dBµV/m)	Average (dBµV/m)	Limit (dBµV/m)	Margin (dB)	Height (cm)	Pol	Azimuth (deg)	Corr. (dB/m)
4879.000000	51.11	---	74.00	22.89	100.0	H	45.0	11.8
4879.500000	---	41.47	54.00	12.53	100.0	H	39.0	11.8

EUT Information

EUT Name: Earbuds X
 Model: ALD-00
 Test Mode: BLE 1M_Mid channel
 Test Voltage:: Fully charged battery
 Remark: Temp 23 Humi:45%
 Test Standard: FCC 15.247
 Tested By: Kei Zhang
 Reviewed By: Terry Yin

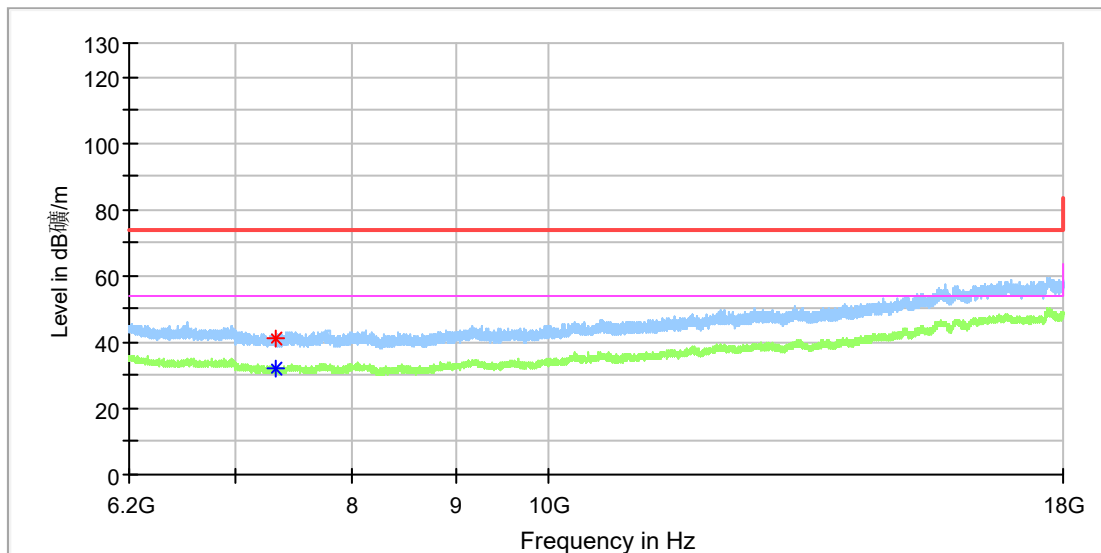


Critical Freqs

Frequency (MHz)	MaxPeak (dBµV/m)	Average (dBµV/m)	Limit (dBµV/m)	Margin (dB)	Height (cm)	Pol	Azimuth (deg)	Corr. (dB/m)
1991.780000	---	43.72	54.00	10.28	100.0	V	189.0	6.0
1993.650000	54.05	---	74.00	19.95	100.0	V	200.0	6.0
4879.500000	---	40.41	54.00	13.59	100.0	V	43.0	11.8
4885.500000	51.09	---	74.00	22.91	100.0	V	8.0	11.8

EUT Information

EUT Name:	Earbuds X
Model:	ALD-00
Test Mode:	BLE 1M_Mid channel
Test Voltage::	Fully charged battery
Remark:	Temp 23 Humi:45%
Test Standard:	FCC 15.247
Tested By:	Kei Zhang
Reviewed By:	Terry Yin

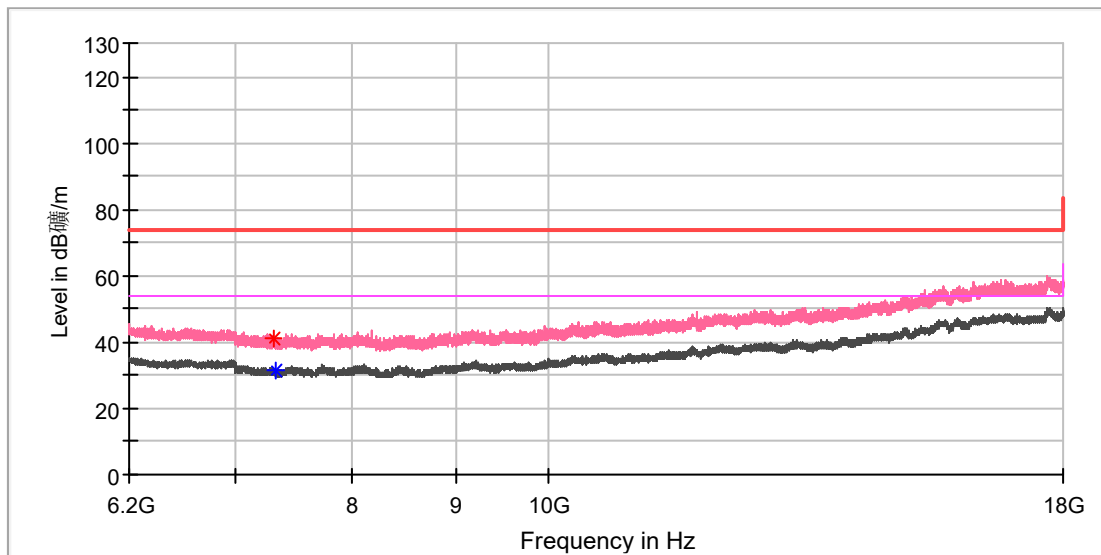


Critical Freqs

Frequency (MHz)	MaxPeak (dBµV/m)	Average (dBµV/m)	Limit (dBµV/m)	Margin (dB)	Height (cm)	Pol	Azimuth (deg)	Corr. (dB/m)
7322.966667	---	32.23	54.00	21.77	100.0	H	322.0	8.2
7329.850000	41.13	---	74.00	32.87	100.0	H	351.0	8.1

EUT Information

EUT Name: Earbuds X
 Model: ALD-00
 Test Mode: BLE 1M_Mid channel
 Test Voltage:: Fully charged battery
 Remark: Temp 23 Humi:45%
 Test Standard: FCC 15.247
 Tested By: Kei Zhang
 Reviewed By: Terry Yin

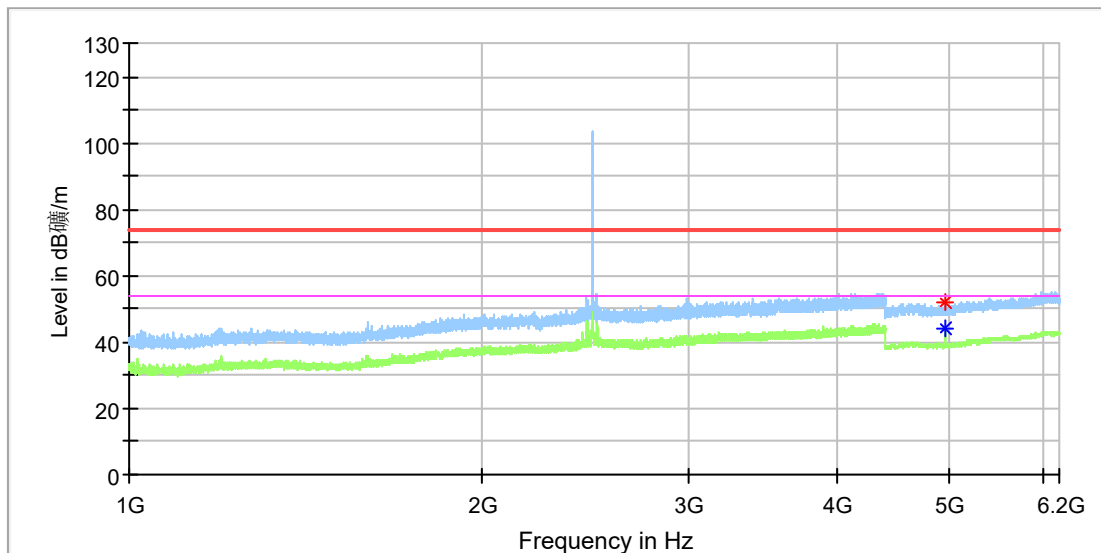


Critical Freqs

Frequency (MHz)	MaxPeak (dBµV/m)	Average (dBµV/m)	Limit (dBµV/m)	Margin (dB)	Height (cm)	Pol	Azimuth (deg)	Corr. (dB/m)
7304.775000	41.16	---	74.00	32.84	100.0	V	166.0	8.3
7321.491667	---	31.63	54.00	22.37	100.0	V	207.0	8.2

EUT Information

EUT Name: Earbuds X
 Model: ALD-00
 Test Mode: BLE 1M_High channel
 Test Voltage:: Fully charged battery
 Remark: Temp 23 Humi:45%
 Test Standard: FCC 15.247
 Tested By: Kei Zhang
 Reviewed By: Terry Yin

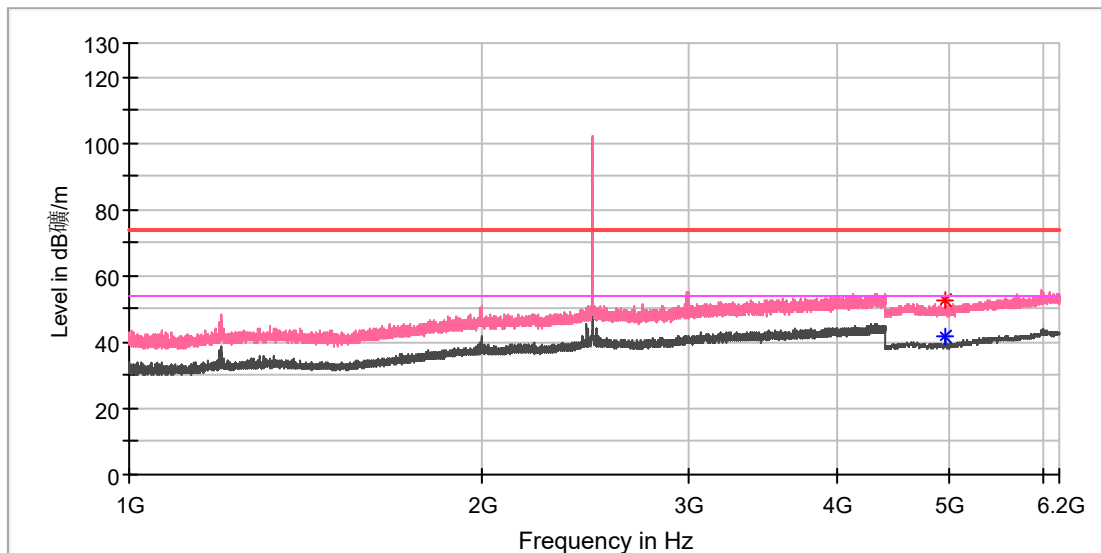


Critical Freqs

Frequency (MHz)	MaxPeak (dBµV/m)	Average (dBµV/m)	Limit (dBµV/m)	Margin (dB)	Height (cm)	Pol	Azimuth (deg)	Corr. (dB/m)
4960.000000	52.10	---	74.00	21.90	100.0	H	151.0	11.8
4960.000000	---	44.07	54.00	9.93	100.0	H	151.0	11.8

EUT Information

EUT Name: Earbuds X
 Model: ALD-00
 Test Mode: BLE 1M_High channel
 Test Voltage:: Fully charged battery
 Remark: Temp 23 Humi:45%
 Test Standard: FCC 15.247
 Tested By: Kei Zhang
 Reviewed By: Terry Yin

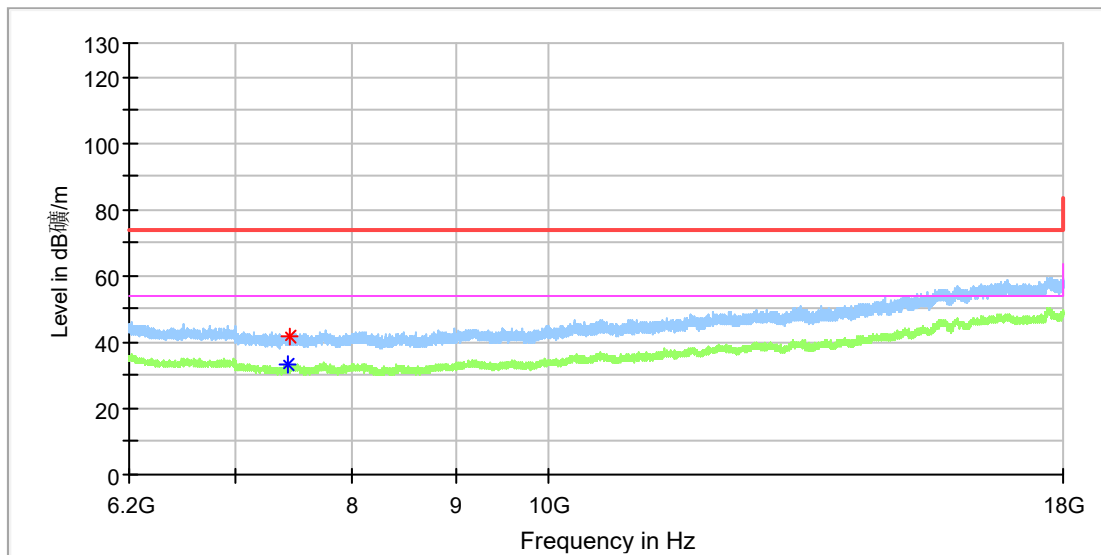


Critical Freqs

Frequency (MHz)	MaxPeak (dBµV/m)	Average (dBµV/m)	Limit (dBµV/m)	Margin (dB)	Height (cm)	Pol	Azimuth (deg)	Corr. (dB/m)
4959.500000	---	41.76	54.00	12.24	100.0	V	254.0	11.8
4960.000000	52.42	---	74.00	21.58	100.0	V	47.0	11.8

EUT Information

EUT Name:	Earbuds X
Model:	ALD-00
Test Mode:	BLE 1M_High channel
Test Voltage::	Fully charged battery
Remark:	Temp 23 Humi:45%
Test Standard:	FCC 15.247
Tested By:	Kei Zhang
Reviewed By:	Terry Yin

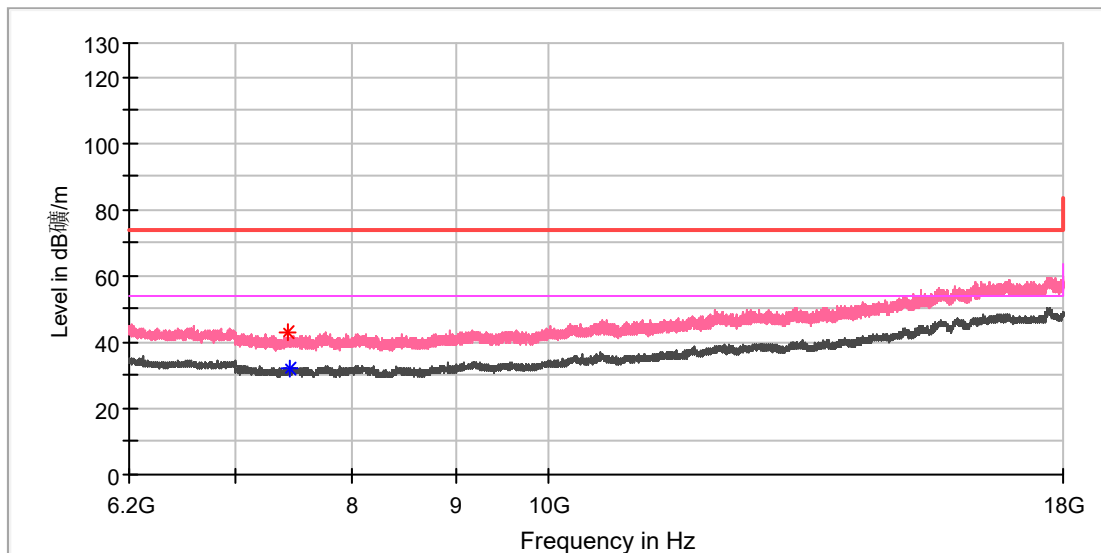


Critical Freqs

Frequency (MHz)	MaxPeak (dBµV/m)	Average (dBµV/m)	Limit (dBµV/m)	Margin (dB)	Height (cm)	Pol	Azimuth (deg)	Corr. (dB/m)
7435.066667	---	33.13	54.00	20.87	100.0	H	212.0	8.4
7447.358333	41.97	---	74.00	32.03	100.0	H	38.0	8.5

EUT Information

EUT Name:	Earbuds X
Model:	ALD-00
Test Mode:	BLE 1M_High channel
Test Voltage::	Fully charged battery
Remark:	Temp 23 Humi:45%
Test Standard:	FCC 15.247
Tested By:	Kei Zhang
Reviewed By:	Terry Yin



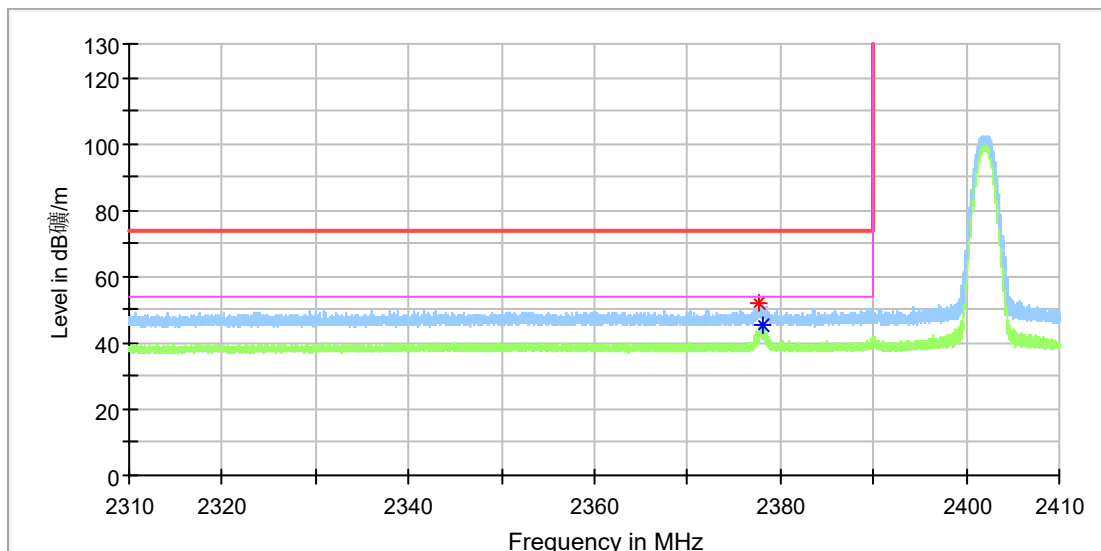
Critical Freqs

Frequency (MHz)	MaxPeak (dBµV/m)	Average (dBµV/m)	Limit (dBµV/m)	Margin (dB)	Height (cm)	Pol	Azimuth (deg)	Corr. (dB/m)
7435.558333	42.75	---	74.00	31.25	100.0	V	265.0	8.4
7441.458333	---	32.02	54.00	21.98	100.0	V	78.0	8.4

Appendix C.6: Test Results of Radiated Emissions in Restricted Bands

EUT Information

EUT Name:	Earbuds X
Model:	ALD-00
Test Mode:	BLE 1M_Low channel
Test Voltage::	Fully charged battery
Remark:	Temp 23 Humi:45%
Test Standard:	FCC 15.247
Tested By:	Kei Zhang
Reviewed By:	Terry Yin

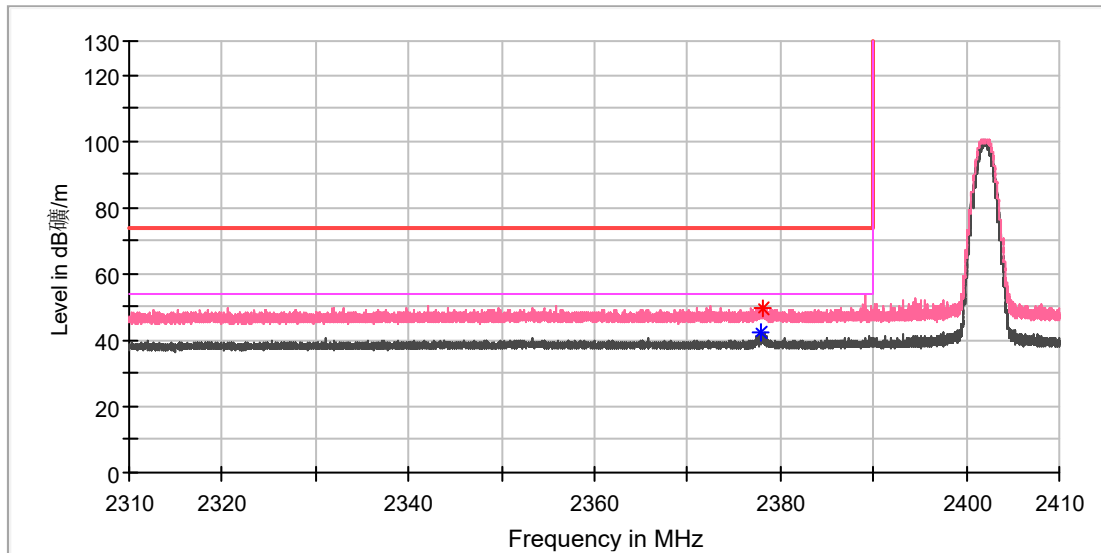


Critical_Freqs

Frequency (MHz)	MaxPeak (dBµV/m)	Average (dBµV/m)	Limit (dBµV/m)	Margin (dB)	Height (cm)	Pol	Azimuth (deg)	Corr. (dB/m)
2377.640000	52.11	---	74.00	21.89	100.0	H	301.0	6.9
2378.060000	---	45.44	54.00	8.56	100.0	H	301.0	6.9

EUT Information

EUT Name:	Earbuds X
Model:	ALD-00
Test Mode:	BLE 1M_Low channel
Test Voltage::	Fully charged battery
Remark:	Temp 23 Humi:45%
Test Standard:	FCC 15.247
Tested By:	Kei Zhang
Reviewed By:	Terry Yin

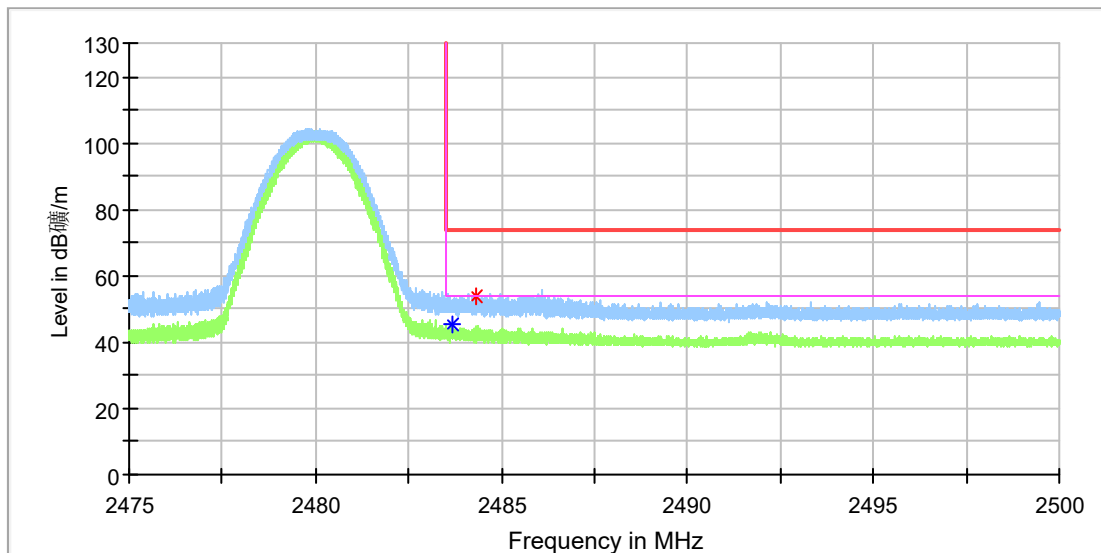


Critical Freqs

Frequency (MHz)	MaxPeak (dBµV/m)	Average (dBµV/m)	Limit (dBµV/m)	Margin (dB)	Height (cm)	Pol	Azimuth (deg)	Corr. (dB/m)
2377.825000	---	42.09	54.00	11.91	100.0	V	136.0	6.9
2378.065000	49.38	---	74.00	24.62	100.0	V	136.0	6.9

EUT Information

EUT Name:	Earbuds X
Model:	ALD-00
Test Mode:	BLE 1M_High channel
Test Voltage::	Fully charged battery
Remark:	Temp 23 Humi:45%
Test Standard:	FCC 15.247
Tested By:	Kei Zhang
Reviewed By:	Terry Yin

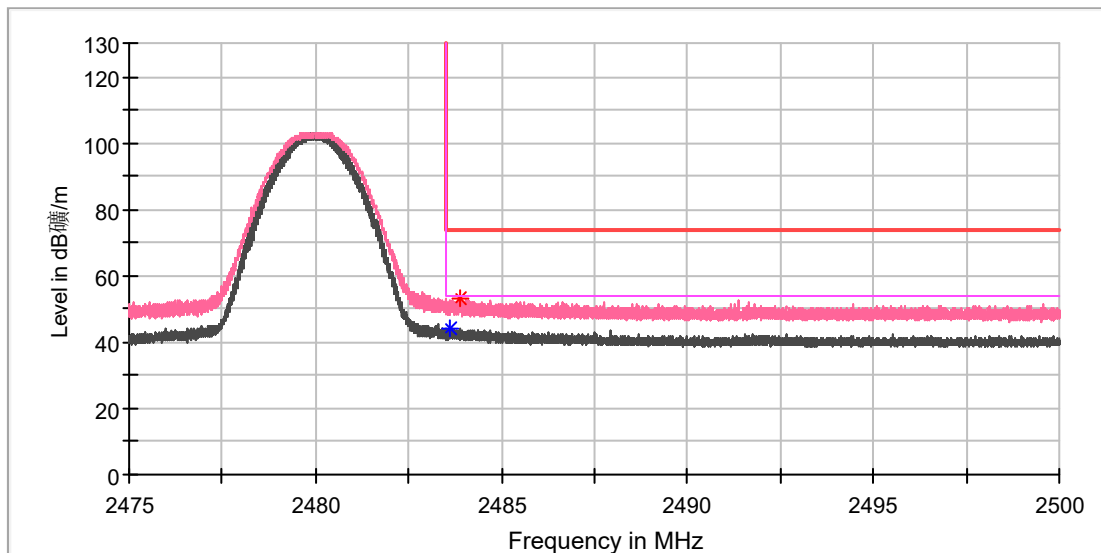


Critical Freqs

Frequency (MHz)	MaxPeak (dBµV/m)	Average (dBµV/m)	Limit (dBµV/m)	Margin (dB)	Height (cm)	Pol	Azimuth (deg)	Corr. (dB/m)
2483.660000	---	45.18	54.00	8.82	100.0	H	297.0	7.4
2484.313750	53.99	---	74.00	20.01	100.0	H	297.0	7.4

EUT Information

EUT Name:	Earbuds X
Model:	ALD-00
Test Mode:	BLE 1M_High channel
Test Voltage::	Fully charged battery
Remark:	Temp 23 Humi:45%
Test Standard:	FCC 15.247
Tested By:	Kei Zhang
Reviewed By:	Terry Yin



Critical Freqs

Frequency (MHz)	MaxPeak (dBµV/m)	Average (dBµV/m)	Limit (dBµV/m)	Margin (dB)	Height (cm)	Pol	Azimuth (deg)	Corr. (dB/m)
2483.635000	---	44.21	54.00	9.79	100.0	V	31.0	7.4
2483.872500	53.31	---	74.00	20.69	100.0	V	45.0	7.4