



Fig.37

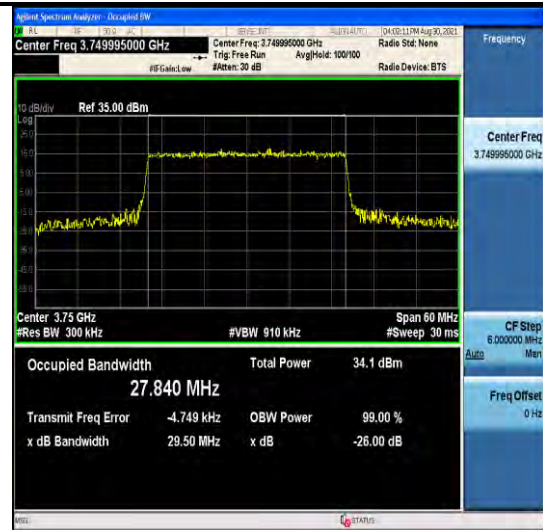


Fig.38

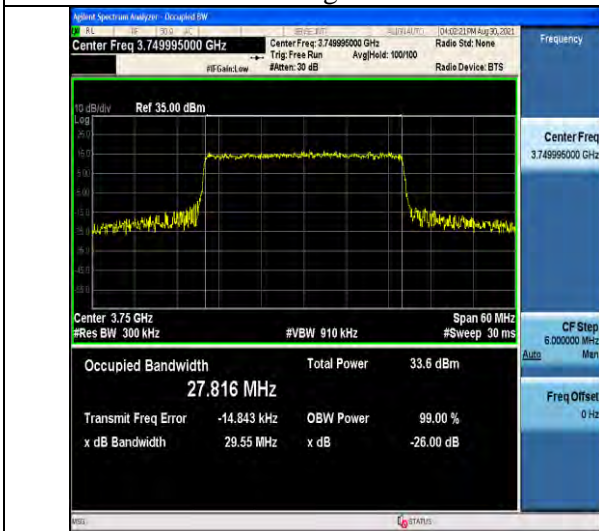


Fig.39

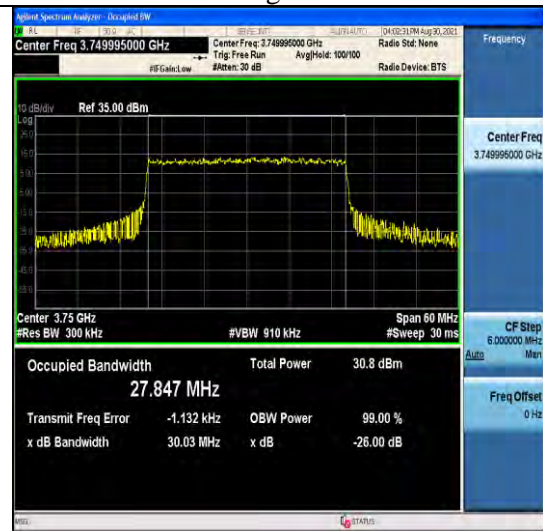


Fig.40



Fig.41

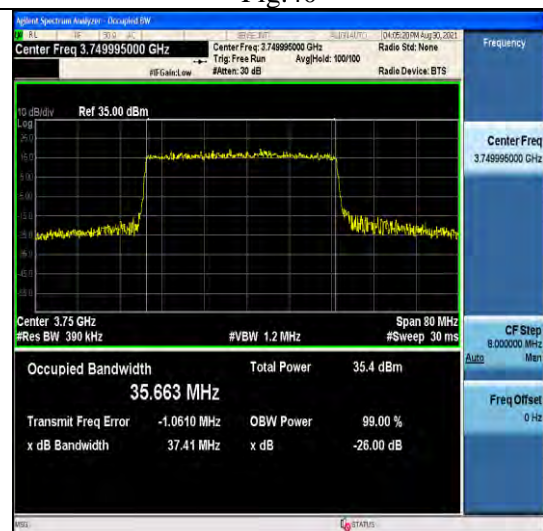


Fig.42

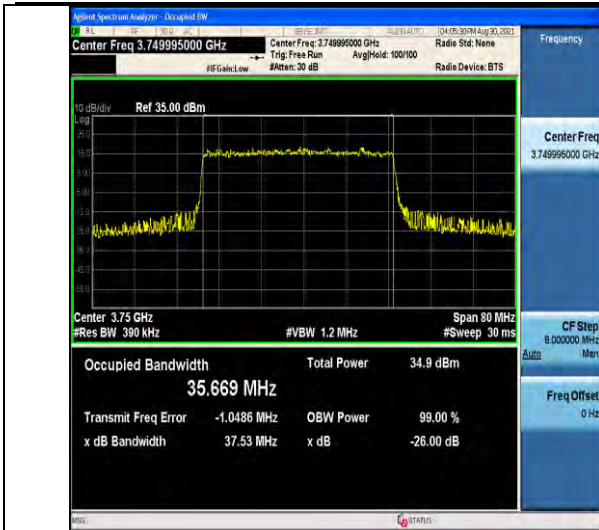


Fig.43

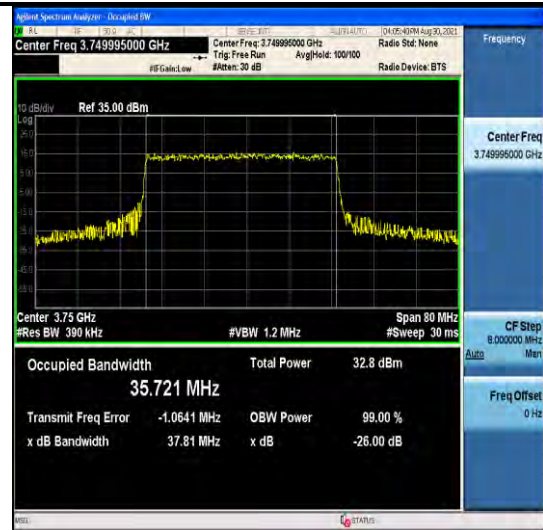


Fig.44

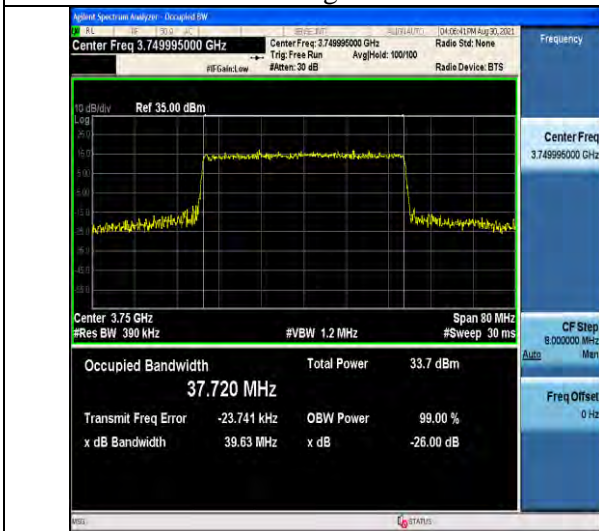


Fig.45

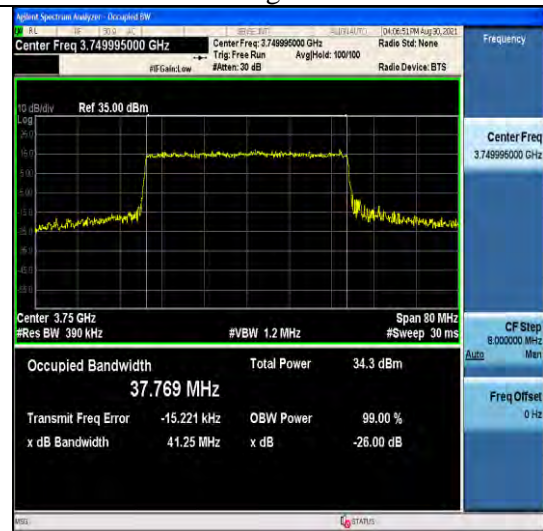


Fig.46



Fig.47

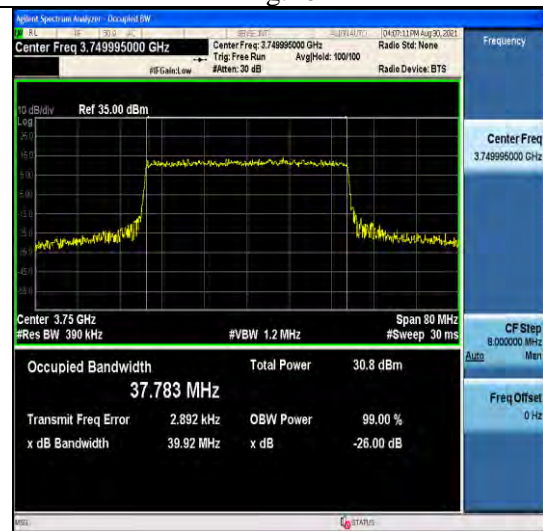


Fig.48

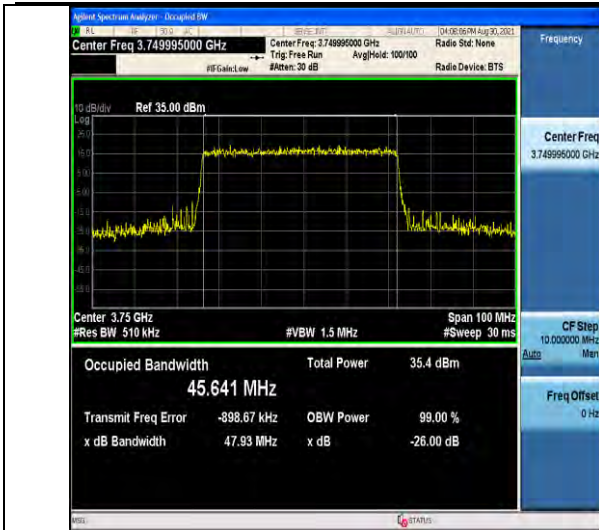


Fig.49

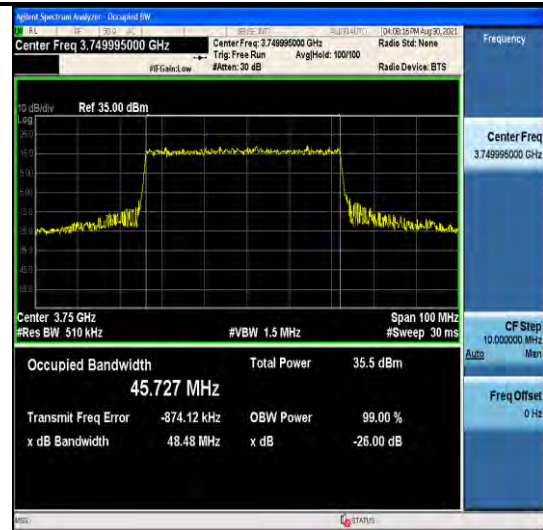


Fig.50



Fig.51

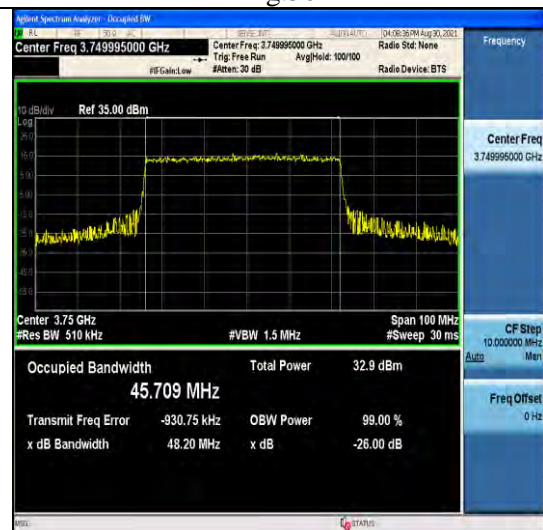


Fig.52



Fig.53

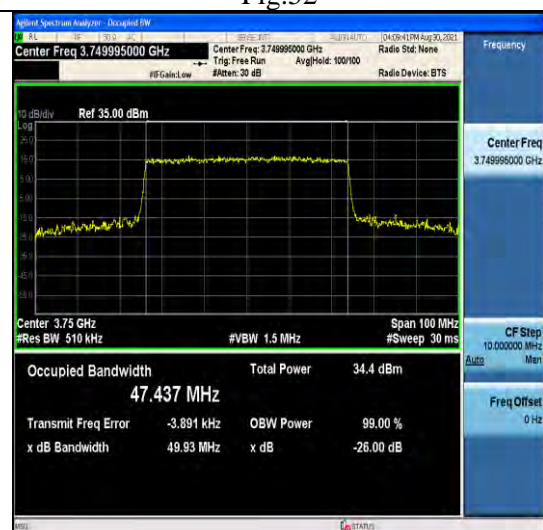


Fig.54

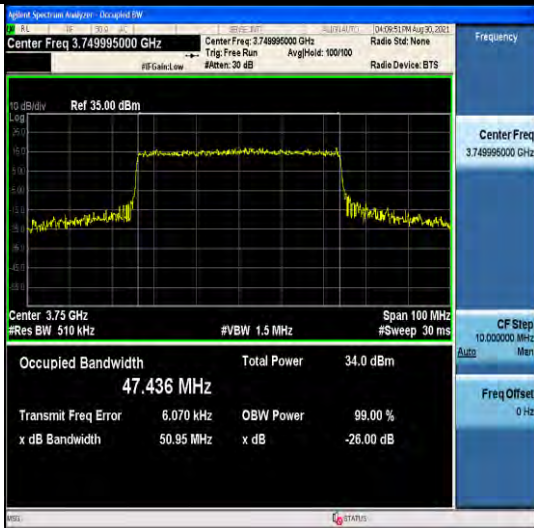


Fig.55

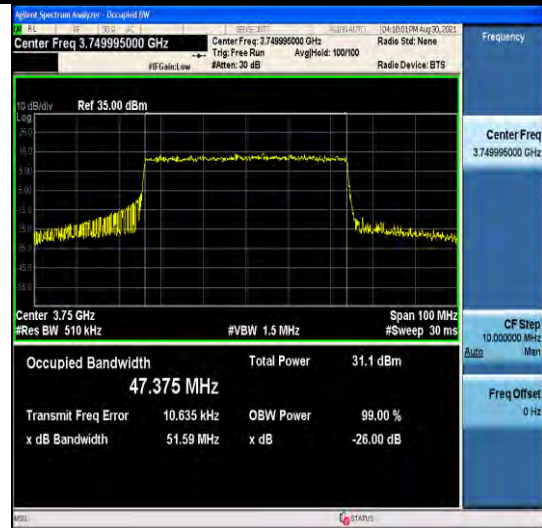


Fig.56

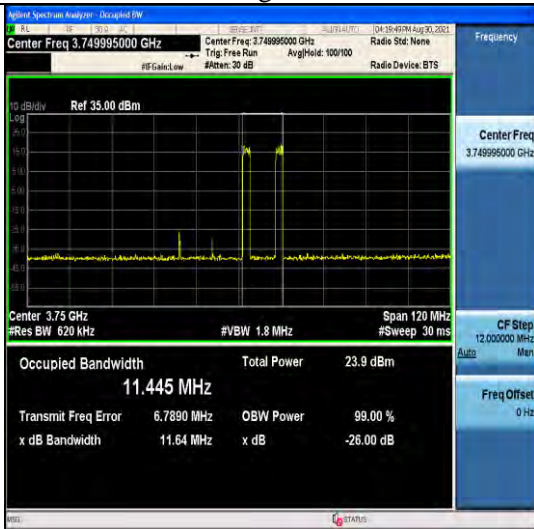


Fig.57



Fig.58

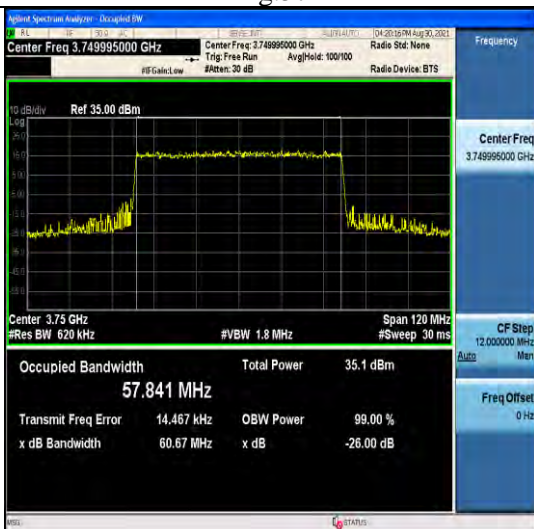


Fig.59

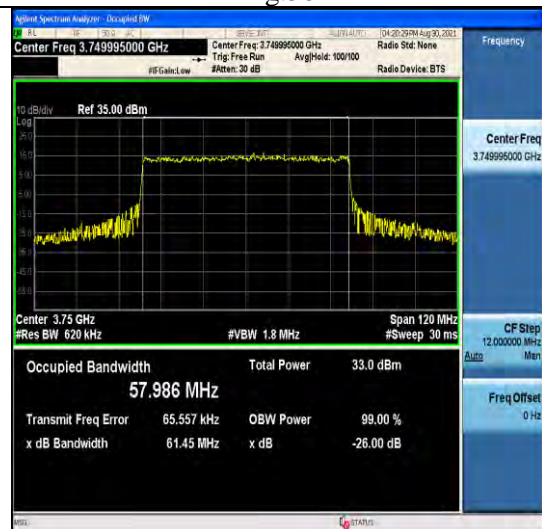


Fig.60



Fig.61



Fig.62



Fig.63



Fig.64



Fig.65

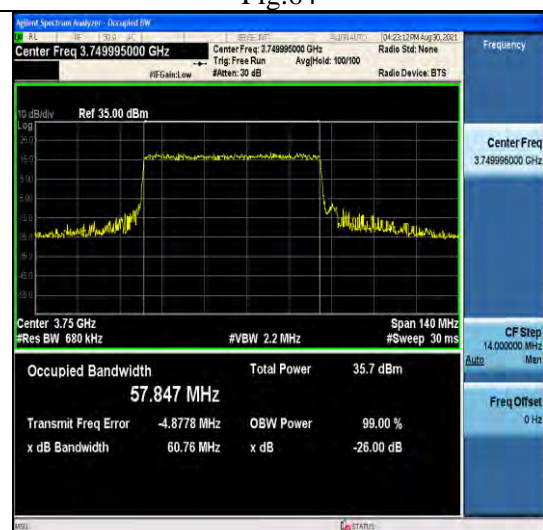


Fig.66



Fig.67



Fig.68



Fig.69



Fig.70



Fig.71

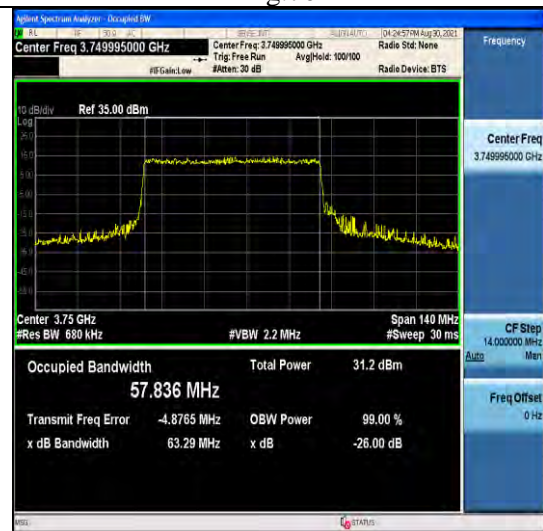


Fig.72



Fig.73

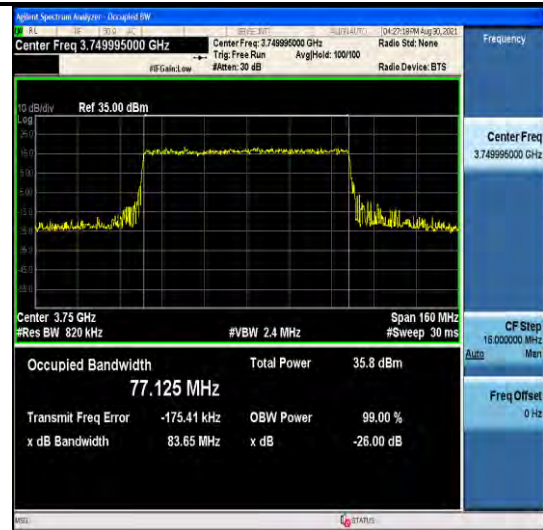


Fig.74



Fig.75

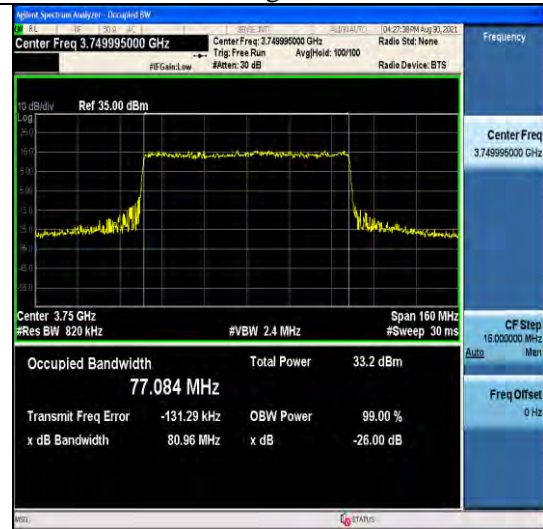


Fig.76

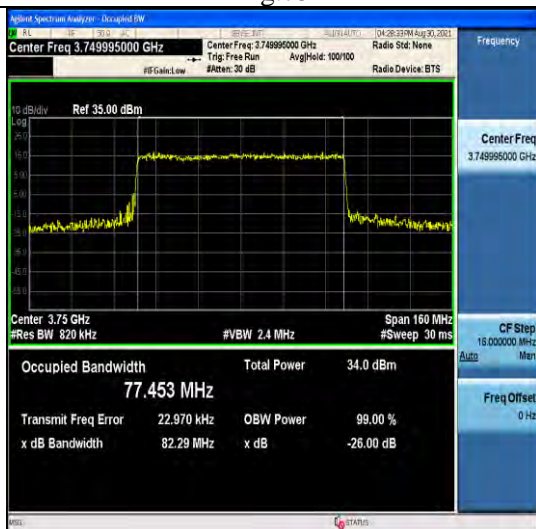


Fig.77

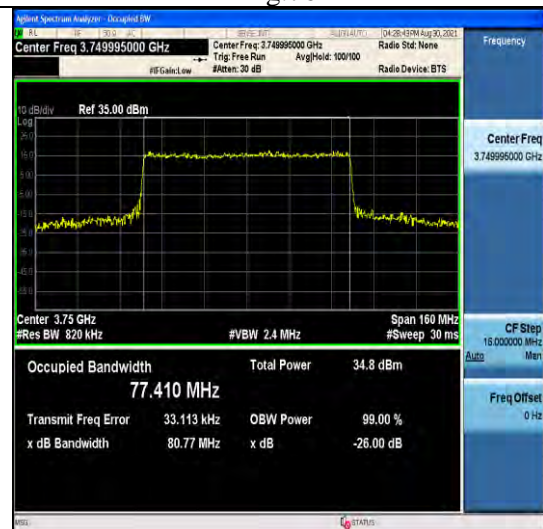


Fig.78



Fig.79

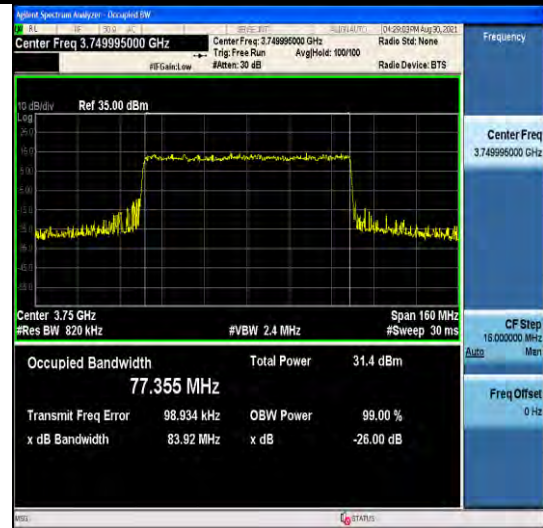


Fig.80

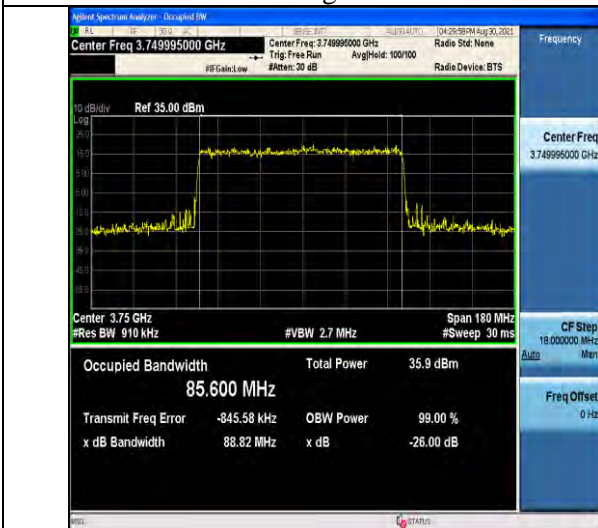


Fig.81

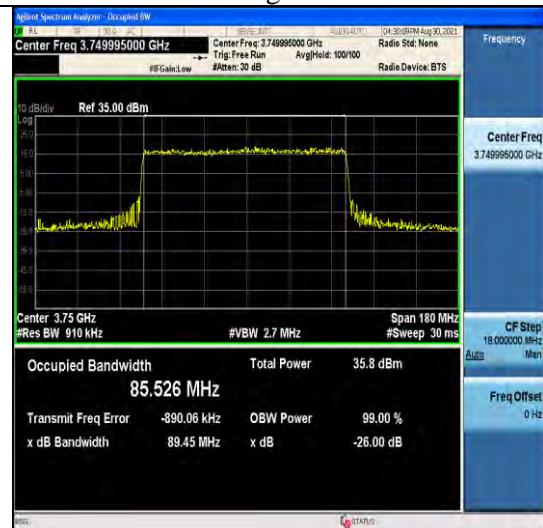


Fig.82



Fig.83

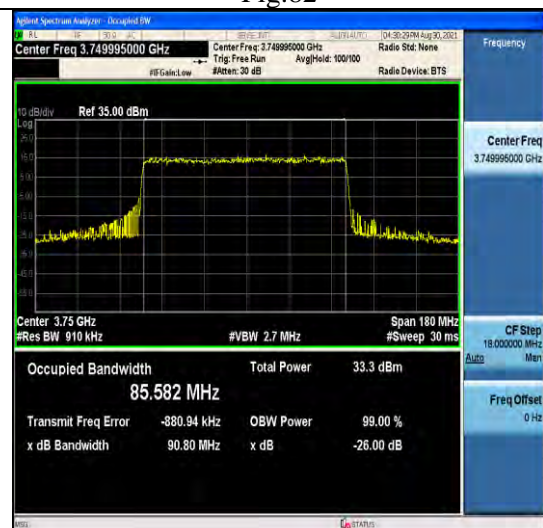


Fig.84

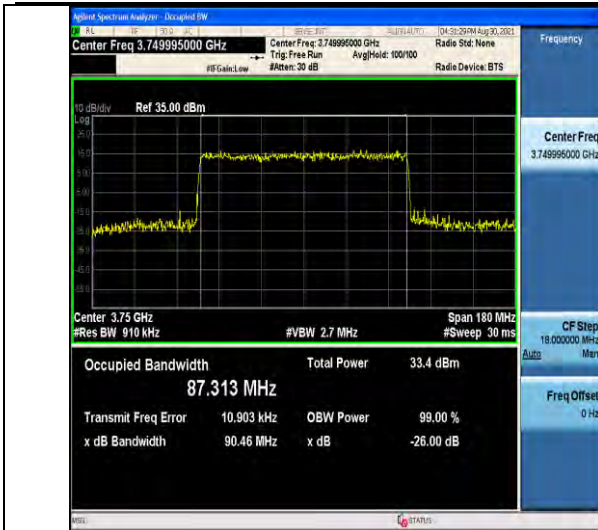


Fig.85

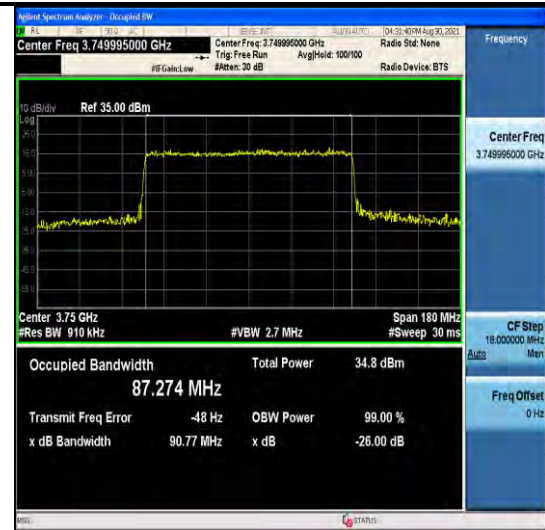


Fig.86



Fig.87

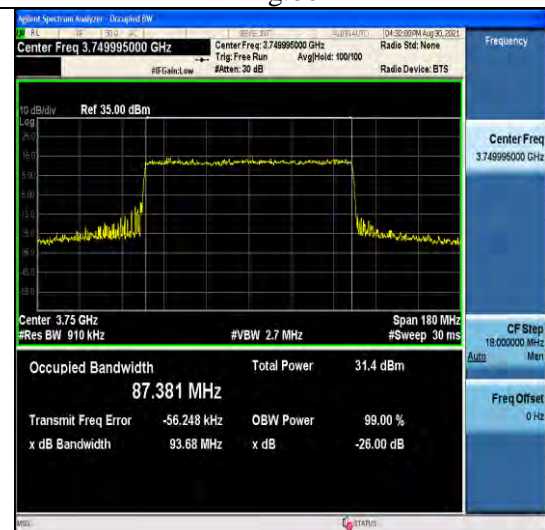


Fig.88



Fig.89

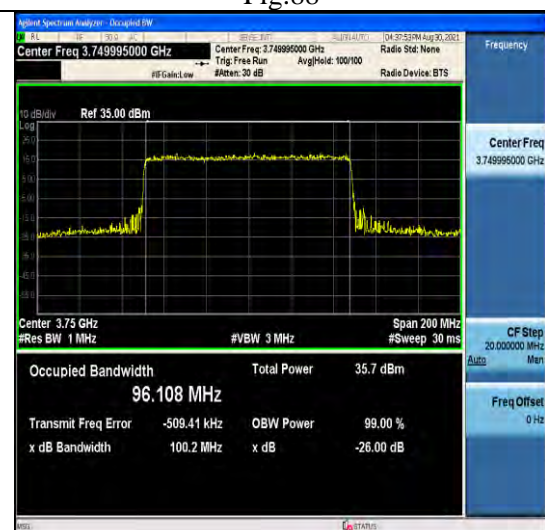


Fig.90

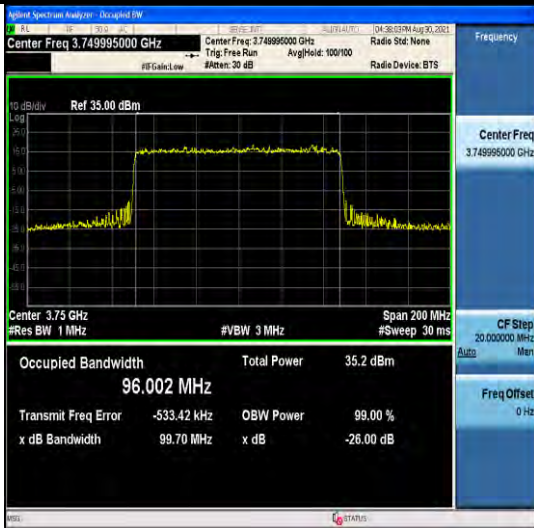


Fig.91

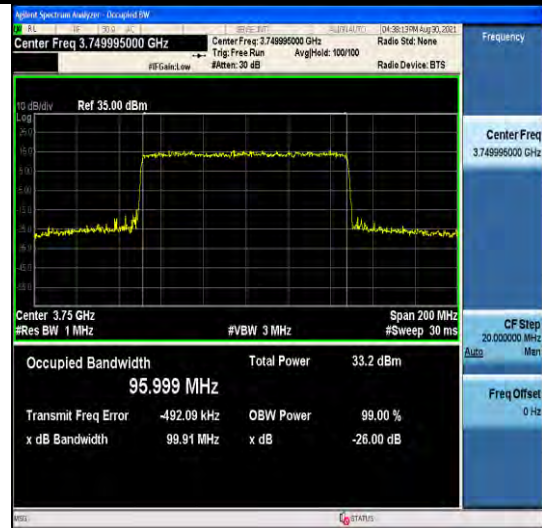


Fig.92



Fig.93

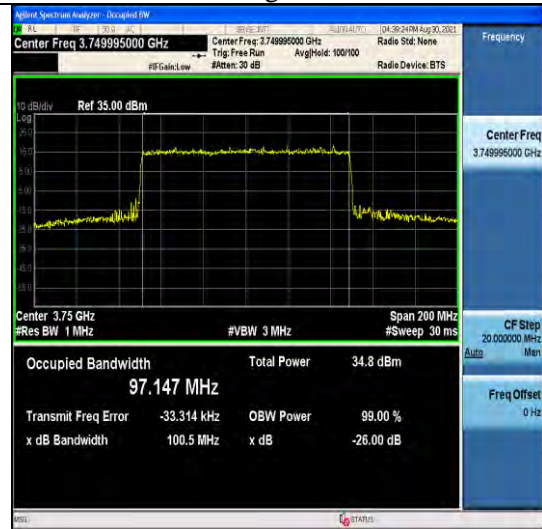


Fig.94

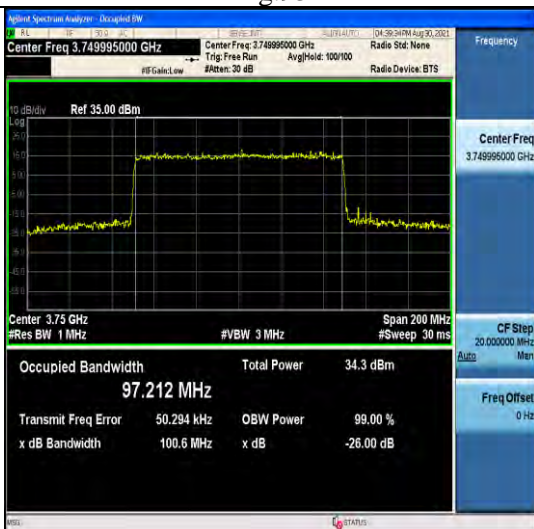


Fig.95



Fig.96

4 Peak-Average Ratio

Band	Carrier frequency (MHz)	Channel	BW (MHz)	SCS	RB Config	DFT-QPSK	CP-QPSK
N78-3700-3800	3750	650000	100	30kHz	Outer_Full	Fig.1	Fig.2

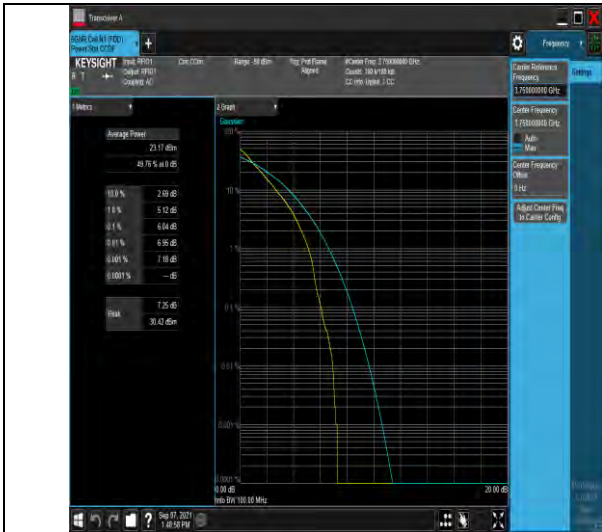


Fig.1

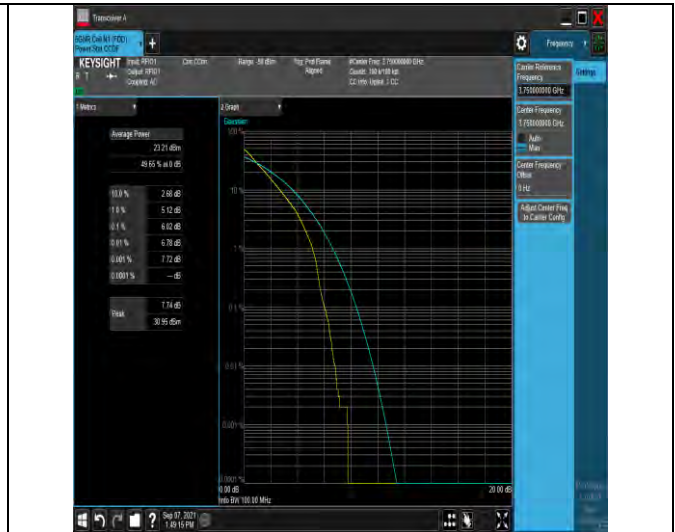


Fig.2

5 Spurious Emissions at antenna terminal

Band	Carrier frequency (MHz)	Channel	BW	SCS	RB Size	RB Offset	Conducted Spurious Plot
							DFT-QPSK
N78-3700-3800	3750	650000	100	30kHz	1	0	Fig.1
	3750	650000					Fig.2
	3750	650000					Fig.3

MIMO

Band	Carrier frequency (MHz)	Channel	BW	SCS	RB Size	RB Offset	Conducted Spurious Plot	
							CP-QPSK (Ant1)	CP-QPSK (Ant2)
N78-3700-3800	3750	650000	100	30kHz	1	0	Fig.4	Fig.6
	3750	650000					Fig.5	Fig.7



Fig.1

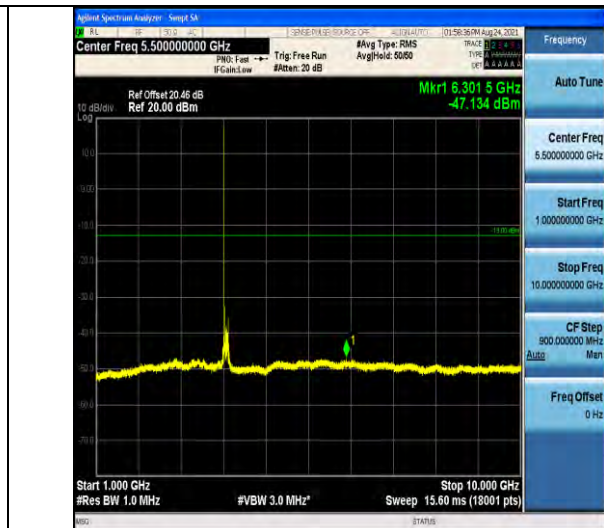
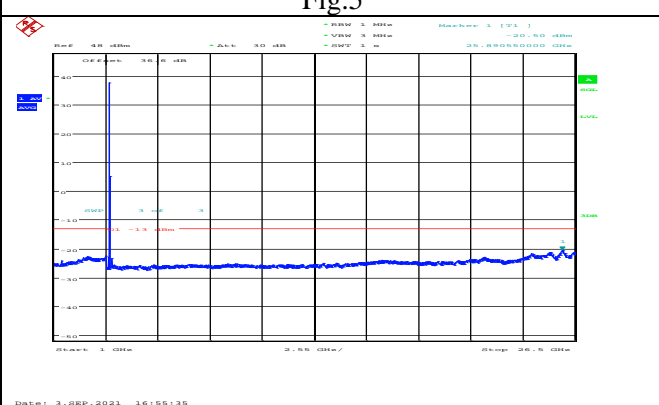
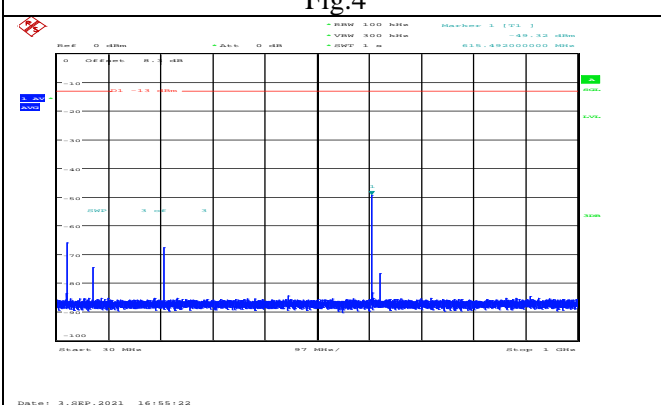
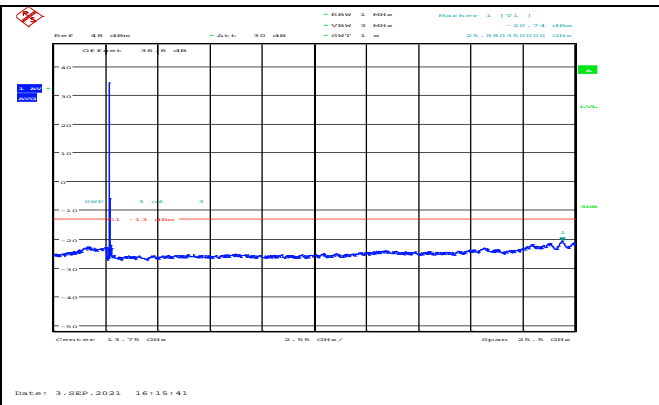
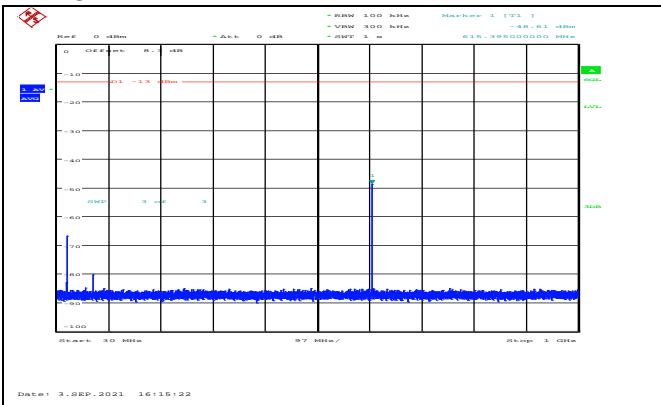


Fig.2



Fig.3

MIMO:



6 Band Edges Compliance

Band	Carrier frequency (MHz)	Channel	BW	SCS	RB Config	Band Edges Plot	
						DFT-QPSK	CP-QPSK
N78-3700-3800	3705	647000	10	30kHz	1RB_Left	Fig.1	Fig.13
					1RB_Left	Fig.2	Fig.14
					1RB_Left	Fig.3	Fig.15
					Outer_Full	Fig.4	Fig.16
					Outer_Full	Fig.5	Fig.17
					Outer_Full	Fig.6	Fig.18
	3795	653000	10		1RB_Right	Fig.7	Fig.19
					1RB_Right	Fig.8	Fig.20
					1RB_Right	Fig.9	Fig.21
					Outer_Full	Fig.10	Fig.22
					Outer_Ful	Fig.11	Fig.23
					Outer_Ful	Fig.12	Fig.24
	3707.52	647168	15		1RB_Left	Fig.25	Fig.37
					1RB_Left	Fig.26	Fig.38
					1RB_Left	Fig.27	Fig.39
					Outer_Full	Fig.28	Fig.40
					Outer_Full	Fig.29	Fig.41
					Outer_Full	Fig.30	Fig.42
	3792.48	652832	15		1RB_Right	Fig.31	Fig.43
					1RB_Right	Fig.32	Fig.44
					1RB_Right	Fig.33	Fig.45
					Outer_Full	Fig.34	Fig.46
					Outer_Full	Fig.35	Fig.47
					Outer_Full	Fig.36	Fig.48
	3710.01	647334	20		1RB_Left	Fig.49	Fig.61
					1RB_Left	Fig.50	Fig.62
					1RB_Left	Fig.51	Fig.63
					Outer_Full	Fig.52	Fig.64
					Outer_Full	Fig.53	Fig.65
					Outer_Full	Fig.54	Fig.66
3789.99	652666	20	1RB_Right	Fig.55	Fig.67		
			1RB_Right	Fig.56	Fig.68		
			1RB_Right	Fig.57	Fig.69		
			Outer_Full	Fig.58	Fig.70		
			Outer_Full	Fig.59	Fig.71		
			Outer_Full	Fig.60	Fig.72		
3712.5	647500	25	1RB_Left	Fig.73	Fig.85		
			1RB_Left	Fig.74	Fig.86		
			1RB_Left	Fig.75	Fig.87		
			Outer_Full	Fig.76	Fig.88		
			Outer_Full	Fig.77	Fig.89		
			Outer_Full	Fig.78	Fig.90		

	3787.5	652500	30	1RB_Right	Fig.79	Fig.91
				1RB_Right	Fig.80	Fig.92
				1RB_Right	Fig.81	Fig.93
				Outer_Full	Fig.82	Fig.94
				Outer_Ful	Fig.83	Fig.95
				Outer_Ful	Fig.84	Fig.96
	3715.02	647668		1RB_Left	Fig.97	Fig.109
				1RB_Left	Fig.98	Fig.110
				1RB_Left	Fig.99	Fig.111
				Outer_Full	Fig.100	Fig.112
				Outer_Full	Fig.101	Fig.113
				Outer_Full	Fig.102	Fig.114
	3785.01	652334		1RB_Right	Fig.103	Fig.115
				1RB_Right	Fig.104	Fig.116
				1RB_Right	Fig.105	Fig.117
				Outer_Full	Fig.106	Fig.118
				Outer_Full	Fig.107	Fig.119
				Outer_Full	Fig.108	Fig.120
3720	648000	40	1RB_Left	Fig.121	Fig.133	
			1RB_Left	Fig.122	Fig.134	
			1RB_Left	Fig.123	Fig.135	
			Outer_Full	Fig.124	Fig.136	
			Outer_Full	Fig.125	Fig.137	
			Outer_Full	Fig.126	Fig.138	
3780	652000		1RB_Right	Fig.127	Fig.139	
			1RB_Right	Fig.128	Fig.140	
			1RB_Right	Fig.129	Fig.141	
			Outer_Full	Fig.130	Fig.142	
			Outer_Full	Fig.131	Fig.143	
			Outer_Full	Fig.132	Fig.144	
3725.01	648334		1RB_Left	Fig.145	Fig.157	
			1RB_Left	Fig.146	Fig.158	
			1RB_Left	Fig.147	Fig.159	
			Outer_Full	Fig.148	Fig.160	
			Outer_Full	Fig.149	Fig.161	
			Outer_Full	Fig.150	Fig.162	
3774.99	651666	1RB_Right	Fig.151	Fig.163		
		1RB_Right	Fig.152	Fig.164		
		1RB_Right	Fig.153	Fig.165		
		Outer_Full	Fig.154	Fig.166		
		Outer_Full	Fig.155	Fig.167		
		Outer_Full	Fig.156	Fig.168		
3730.02	648668	60	1RB_Left	Fig.169	Fig.181	
			1RB_Left	Fig.170	Fig.182	
			1RB_Left	Fig.171	Fig.183	
			Outer_Full	Fig.172	Fig.184	

	3769.98	651332		Outer_Full	Fig.173	Fig.185		
				Outer_Full	Fig.174	Fig.186		
				1RB_Right	Fig.175	Fig.187		
				1RB_Right	Fig.176	Fig.188		
				1RB_Right	Fig.177	Fig.189		
				Outer_Full	Fig.178	Fig.190		
				Outer_Full	Fig.179	Fig.191		
				Outer_Full	Fig.180	Fig.192		
	3735	649000	70	1RB_Left	Fig.193	Fig.205		
				1RB_Left	Fig.194	Fig.206		
				1RB_Left	Fig.195	Fig.207		
				Outer_Full	Fig.196	Fig.208		
				Outer_Full	Fig.197	Fig.209		
				Outer_Full	Fig.198	Fig.210		
				1RB_Right	Fig.199	Fig.211		
				1RB_Right	Fig.200	Fig.212		
	3765	651000	70	1RB_Right	Fig.201	Fig.213		
				Outer_Full	Fig.202	Fig.214		
				Outer_Full	Fig.203	Fig.215		
				Outer_Full	Fig.204	Fig.216		
				1RB_Left	Fig.217	Fig.229		
				1RB_Left	Fig.218	Fig.230		
				1RB_Left	Fig.219	Fig.231		
				Outer_Full	Fig.220	Fig.232		
	3740.01	649334	80	Outer_Full	Fig.221	Fig.233		
				Outer_Full	Fig.222	Fig.234		
				1RB_Right	Fig.223	Fig.235		
				1RB_Right	Fig.224	Fig.236		
1RB_Right				Fig.225	Fig.237			
Outer_Full				Fig.226	Fig.238			
Outer_Full				Fig.227	Fig.239			
Outer_Full				Fig.228	Fig.240			
3759.99	650666	80	1RB_Left	Fig.241	Fig.253			
			1RB_Left	Fig.242	Fig.254			
			1RB_Left	Fig.243	Fig.255			
			Outer_Full	Fig.244	Fig.256			
			Outer_Full	Fig.245	Fig.257			
			Outer_Full	Fig.246	Fig.258			
			1RB_Right	Fig.247	Fig.259			
			1RB_Right	Fig.248	Fig.260			
3745.02	649668	90	1RB_Right	Fig.249	Fig.261			
			Outer_Full	Fig.250	Fig.262			
			Outer_Full	Fig.251	Fig.263			
			Outer_Full	Fig.252	Fig.264			
			3754.98	650332	90			

MIMO:

Band	Carrier frequency (MHz)	Channel	BW	SCS	RB Config	Band Edges Plot	
						CP-QPSK (Ant1)	CP-QPSK (Ant2)
N78-3700-3800	3705	647000	10	30kHz	1RB_Left	Fig.265	Fig.276
					Outer_Full	Fig.267	Fig.278
	3795	653000	1RB_Right		Fig.269	Fig.270	
			Outer_Full		Fig.271	Fig.272	
	3707.52	647168	15		1RB_Left	Fig.273	Fig.274
					Outer_Full	Fig.275	Fig.276
	3792.48	652832	1RB_Right		Fig.277	Fig.278	
			Outer_Full		Fig.279	Fig.280	
	3710.01	647334	20		1RB_Left	Fig.281	Fig.282
					Outer_Full	Fig.283	Fig.284
	3789.99	652666	1RB_Right		Fig.285	Fig.286	
			Outer_Full		Fig.287	Fig.288	
	3712.5	647500	25		1RB_Left	Fig.289	Fig.290
					Outer_Full	Fig.291	Fig.292
	3787.5	652500	1RB_Right		Fig.293	Fig.294	
			Outer_Full		Fig.295	Fig.296	
	3715.02	647668	30		1RB_Left	Fig.297	Fig.298
					Outer_Full	Fig.299	Fig.300
	3785.01	652334	1RB_Right		Fig.301	Fig.302	
			Outer_Full		Fig.303	Fig.304	
	3720	648000	40		1RB_Left	Fig.305	Fig.306
					Outer_Full	Fig.307	Fig.308
	3780	652000	1RB_Right		Fig.309	Fig.310	
			Outer_Full		Fig.311	Fig.312	
	3725.01	648334	50		1RB_Left	Fig.313	Fig.314
					Outer_Full	Fig.315	Fig.316
	3774.99	651666	1RB_Right		Fig.317	Fig.318	
			Outer_Full		Fig.319	Fig.320	
	3730.02	648668	60		1RB_Left	Fig.321	Fig.322
					Outer_Full	Fig.323	Fig.324
3769.98	651332	1RB_Right	Fig.325	Fig.326			
		Outer_Full	Fig.327	Fig.328			
3735	649000	70	1RB_Left	Fig.329	Fig.330		
			Outer_Full	Fig.331	Fig.332		
3765	651000	1RB_Right	Fig.333	Fig.334			
		Outer_Full	Fig.335	Fig.336			
3740.01	649334	80	1RB_Left	Fig.337	Fig.338		
			Outer_Full	Fig.339	Fig.340		
3759.99	650666	1RB_Right	Fig.341	Fig.342			
		Outer_Full	Fig.343	Fig.344			
3745.02	649668	90	1RB_Left	Fig.345	Fig.346		
			Outer_Full	Fig.347	Fig.348		

	3754.98	650332			1RB_Right	Fig.349	Fig.350
					Outer_Full	Fig.351	Fig.352



Fig.1



Fig.2



Fig.3



Fig.4



Fig.5



Fig.6



Fig.7



Fig.8



Fig.9



Fig.10



Fig.11



Fig.12



Fig. 13

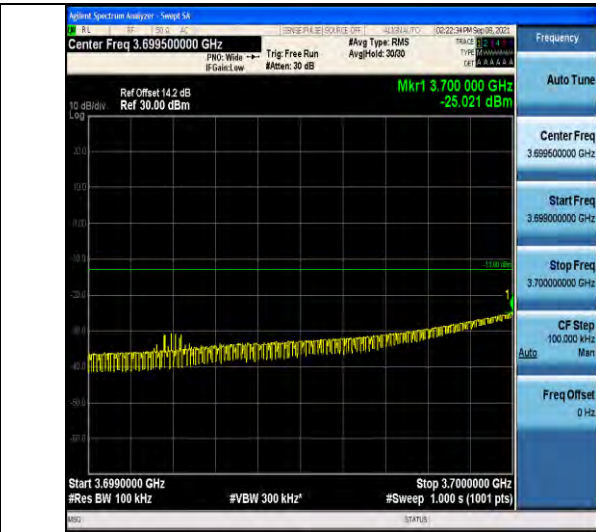


Fig. 14



Fig. 15



Fig. 16

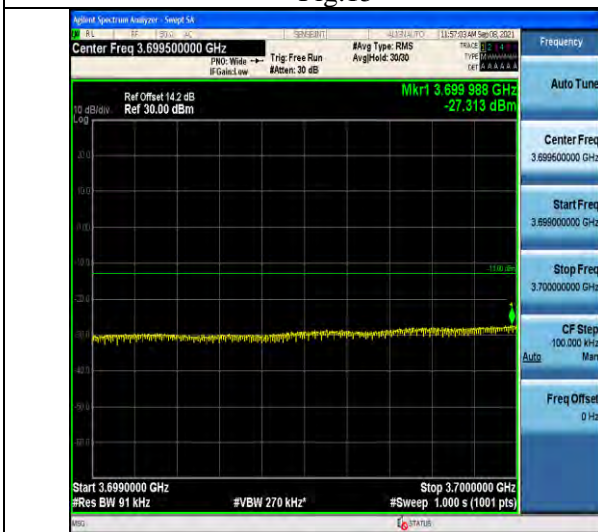


Fig. 17



Fig. 18



Fig. 19



Fig. 20

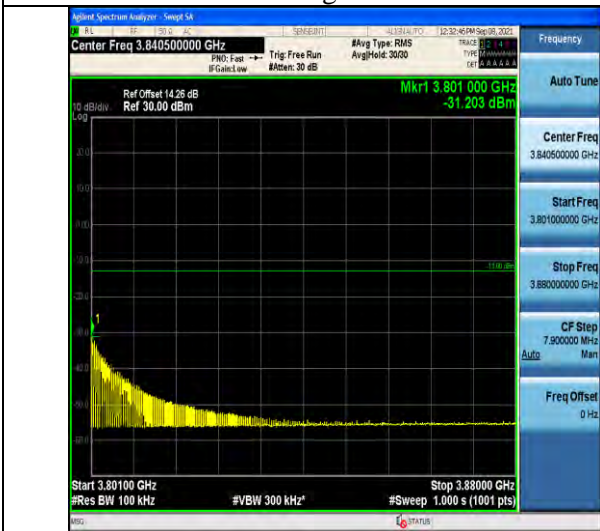


Fig. 21



Fig. 22

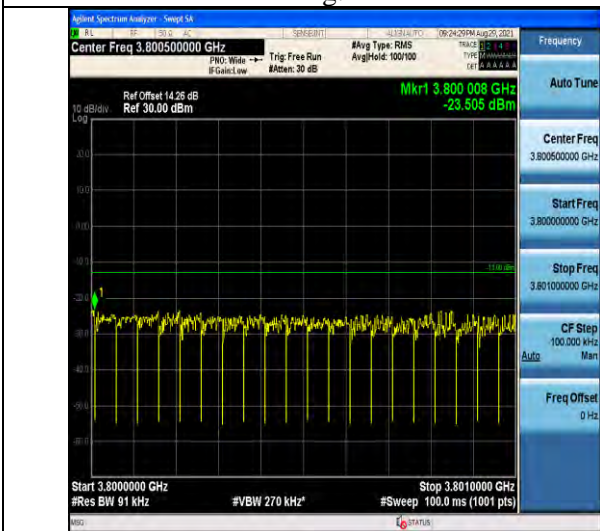


Fig. 23



Fig. 24

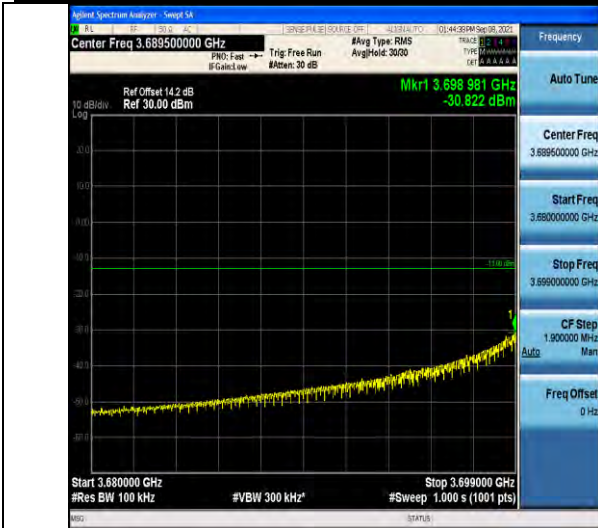


Fig.25

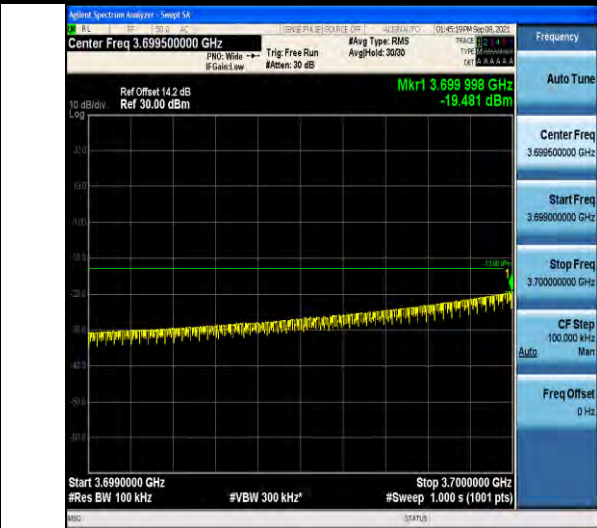


Fig.26



Fig.27



Fig.28



Fig.29

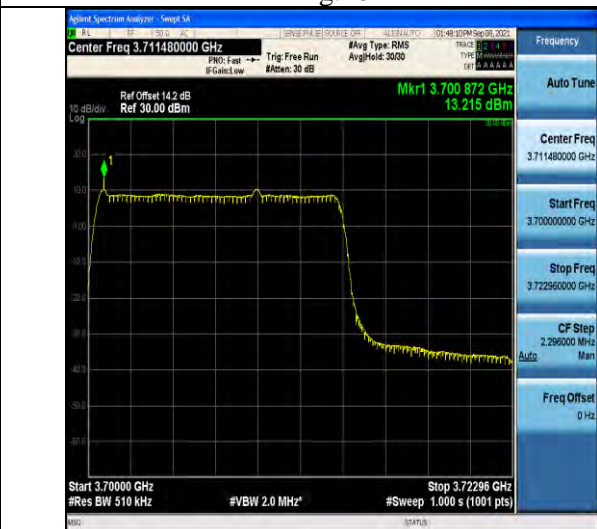


Fig.30



Fig.31

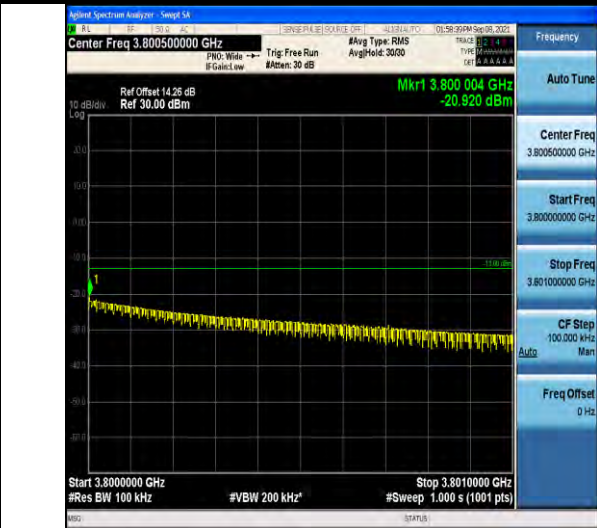


Fig.32

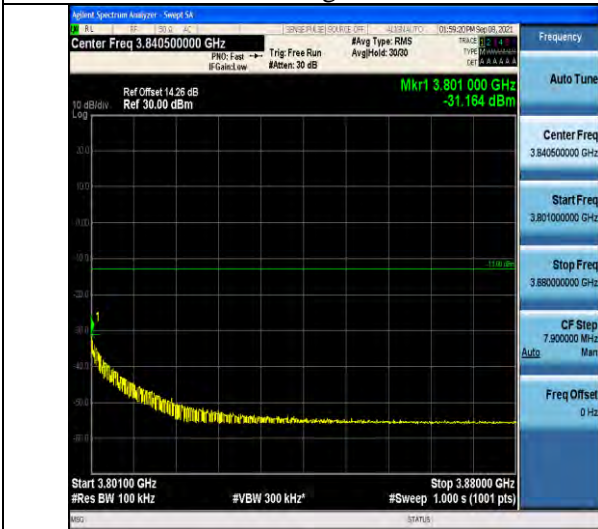


Fig.33

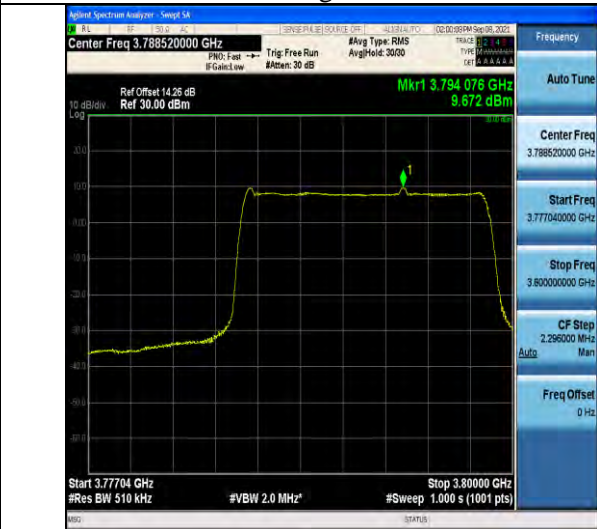


Fig.34



Fig.35



Fig.36

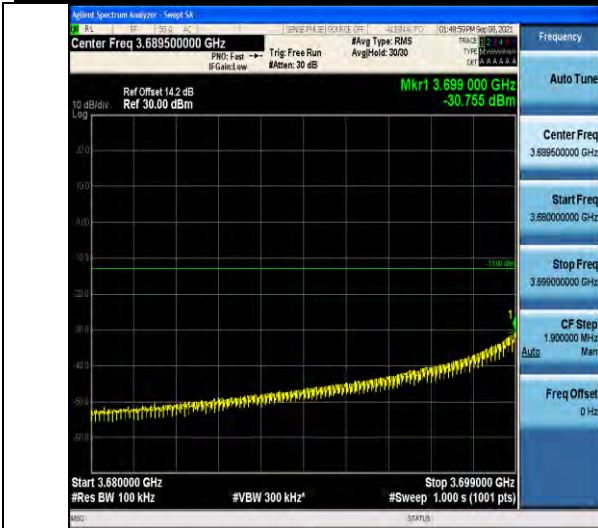


Fig.37

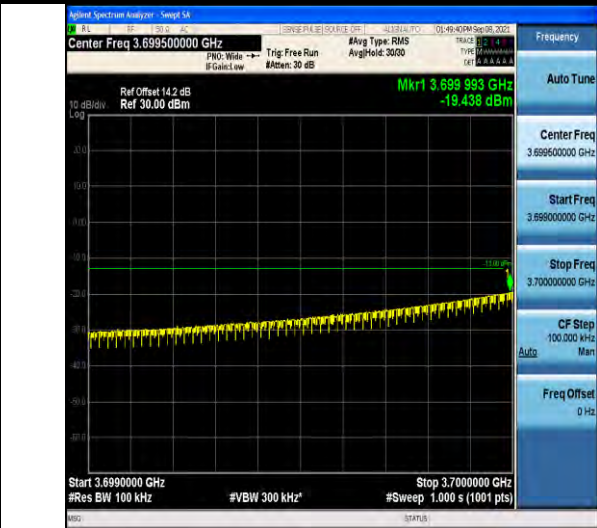


Fig.38

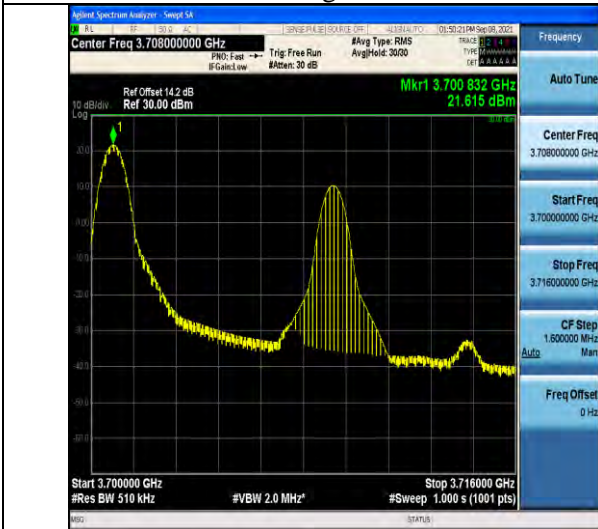


Fig.39

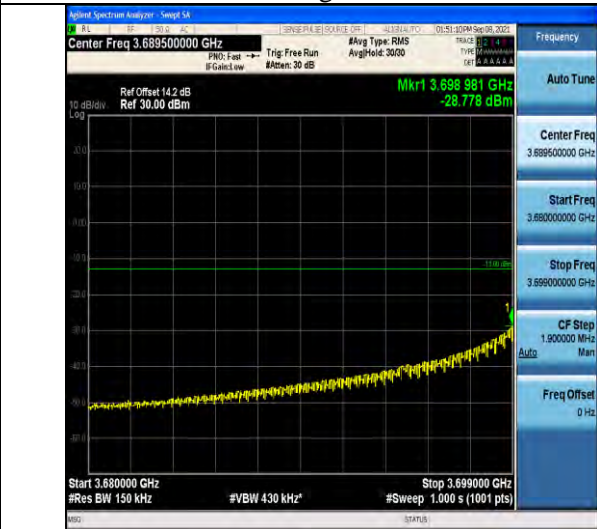


Fig.40

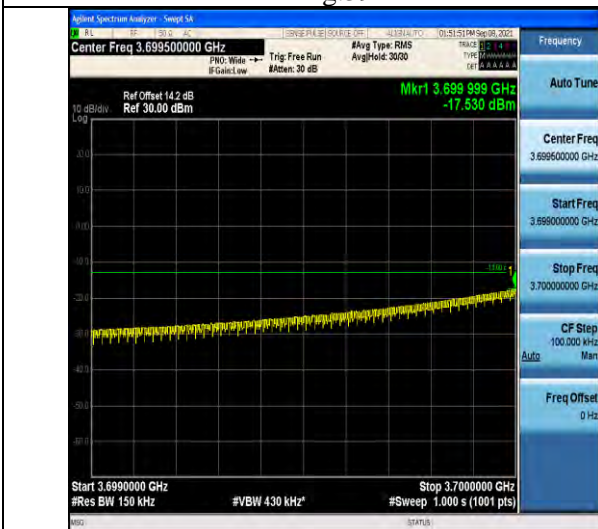


Fig.41

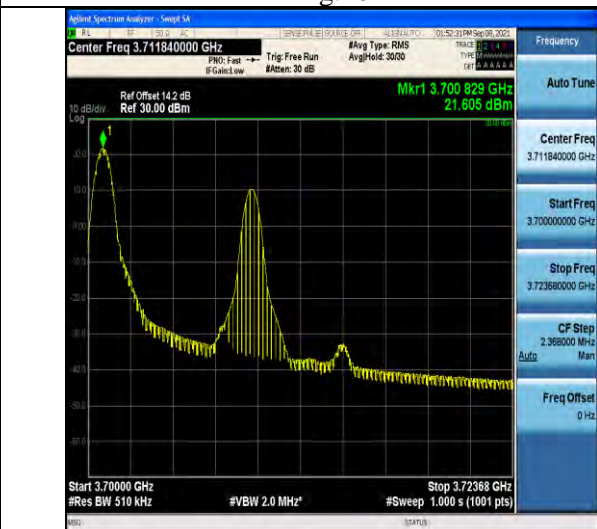


Fig.42



Fig.43

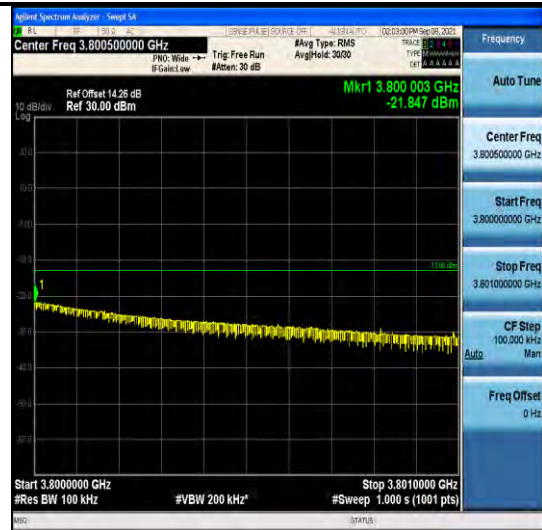


Fig.44

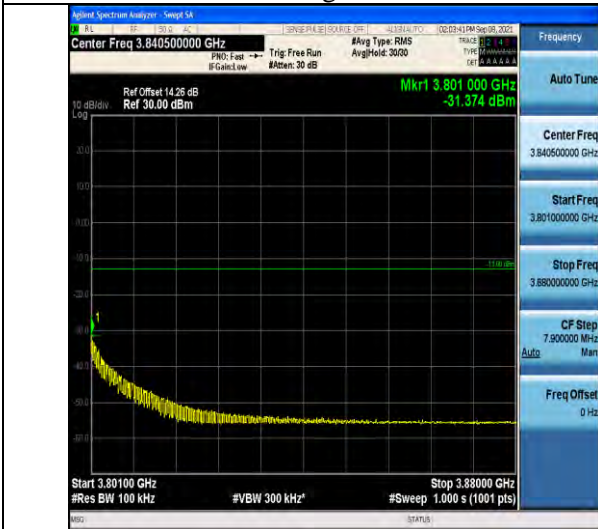


Fig.45

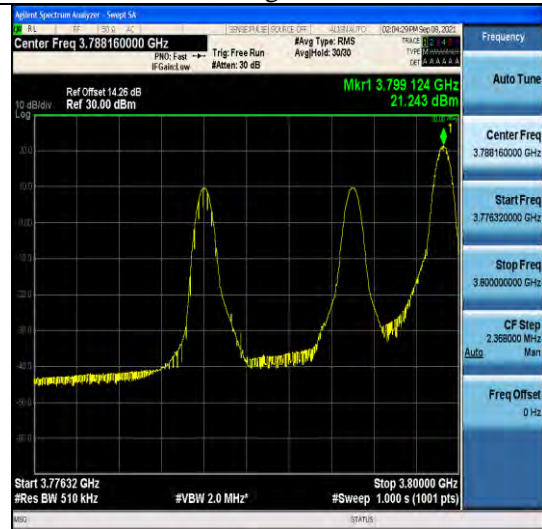


Fig.46

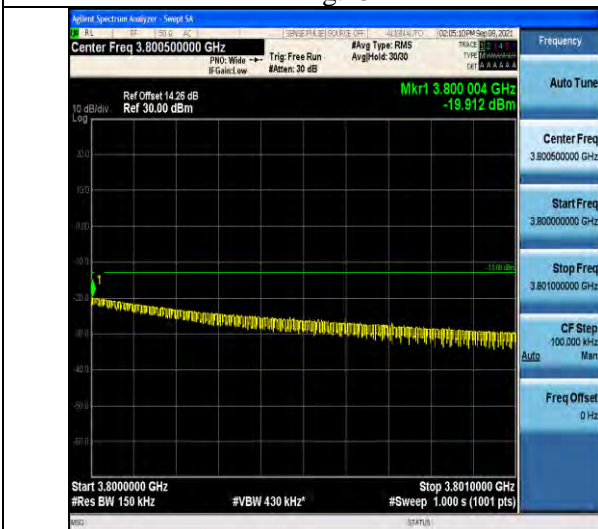


Fig.47

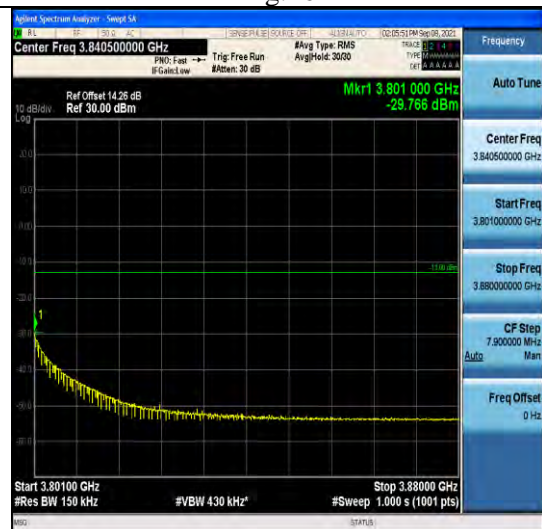


Fig.48

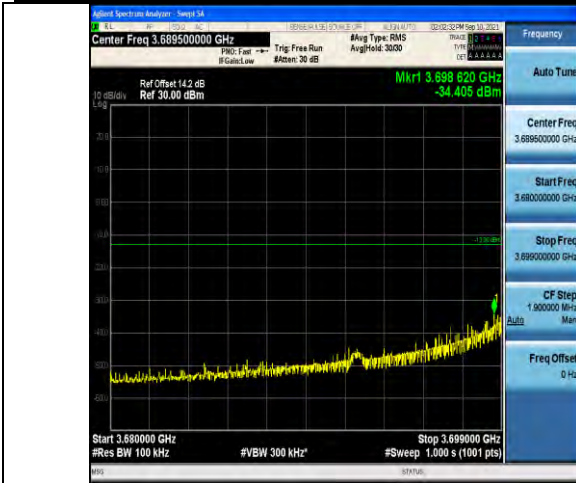


Fig.49



Fig.50



Fig.51



Fig.52

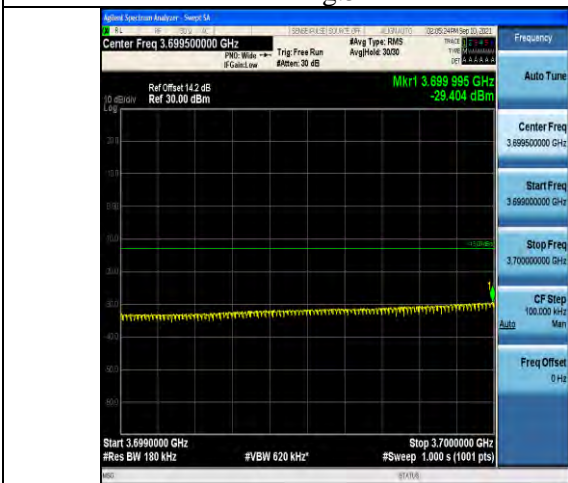


Fig.53



Fig.54



Fig.55



Fig.56

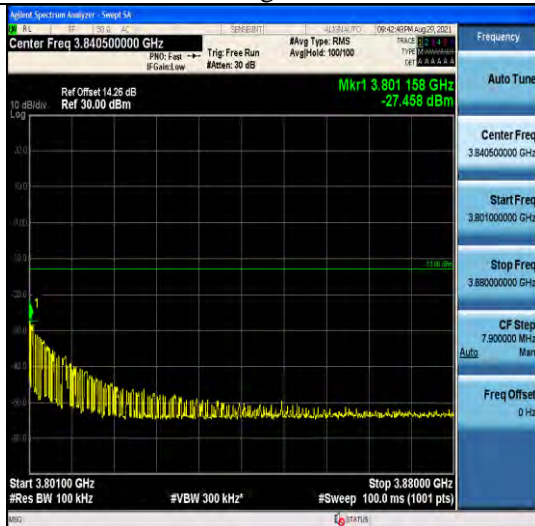


Fig.57

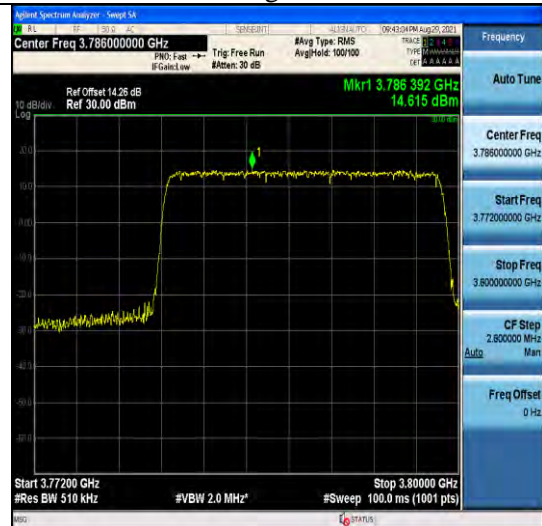


Fig.58

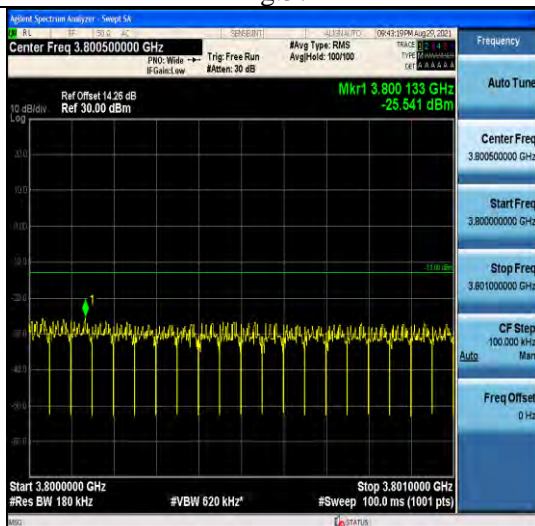


Fig.59

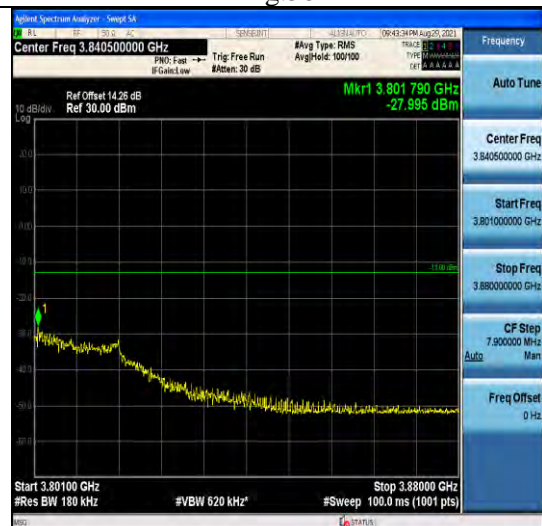


Fig.60

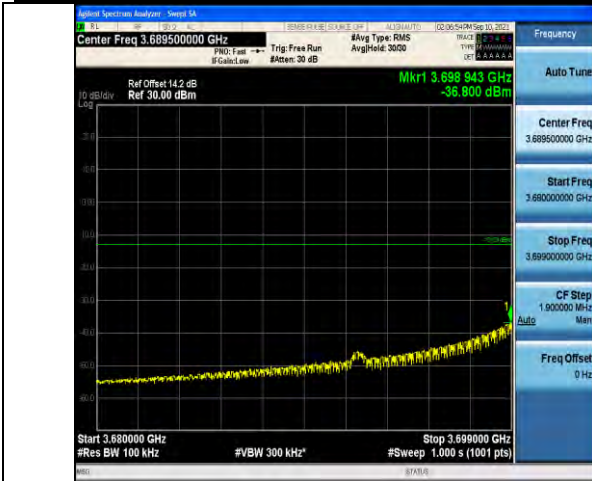


Fig.61



Fig.62

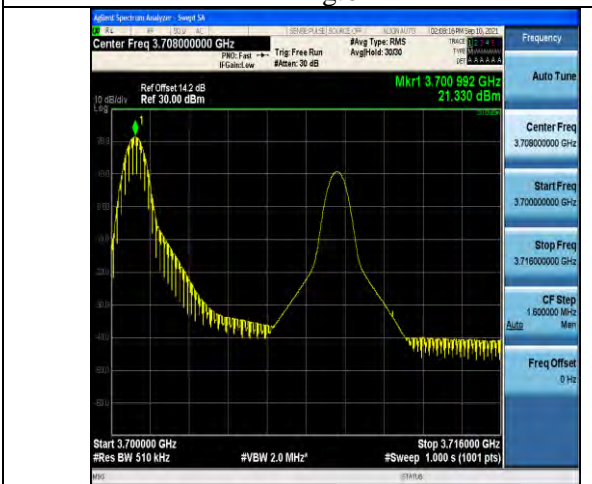


Fig.63

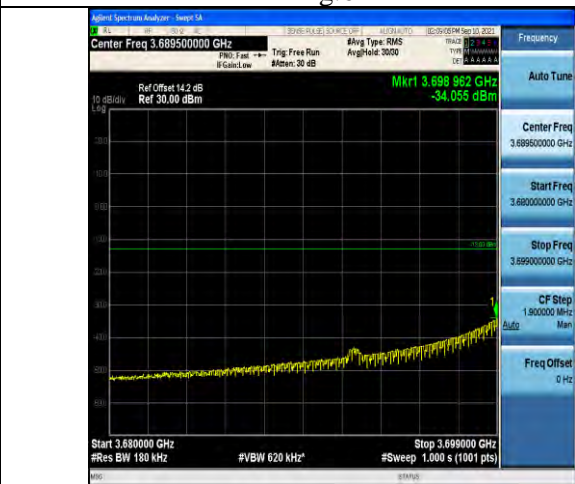


Fig.64

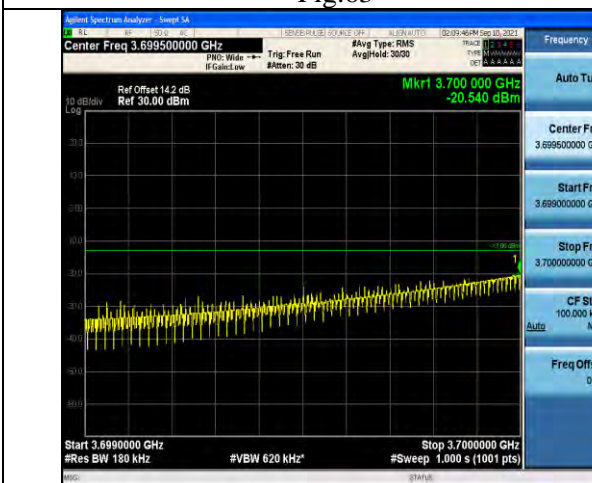


Fig.65

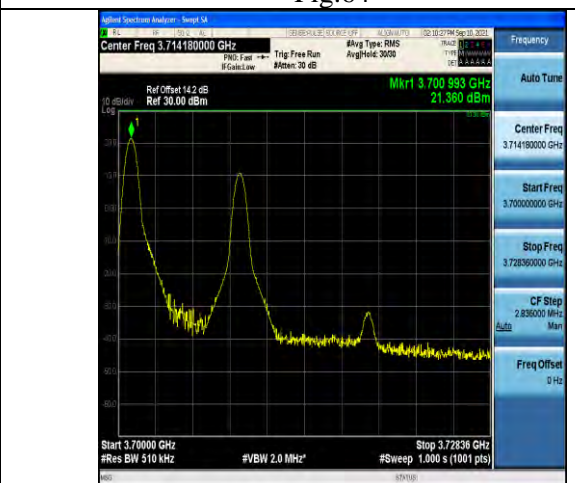


Fig.66



Fig.67

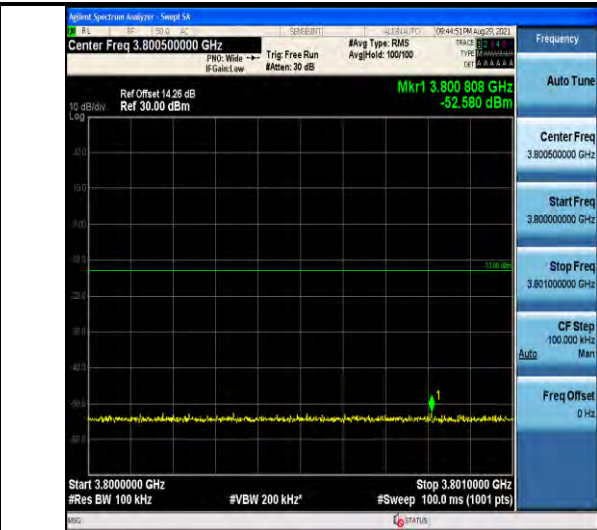


Fig.68



Fig.69

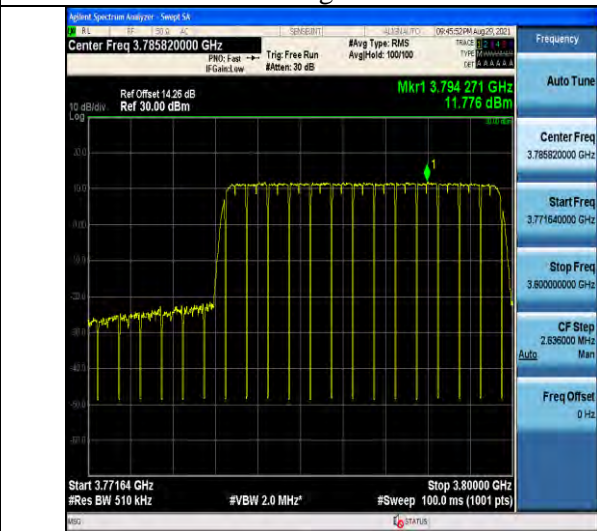


Fig.70



Fig.71



Fig.72



Fig.73

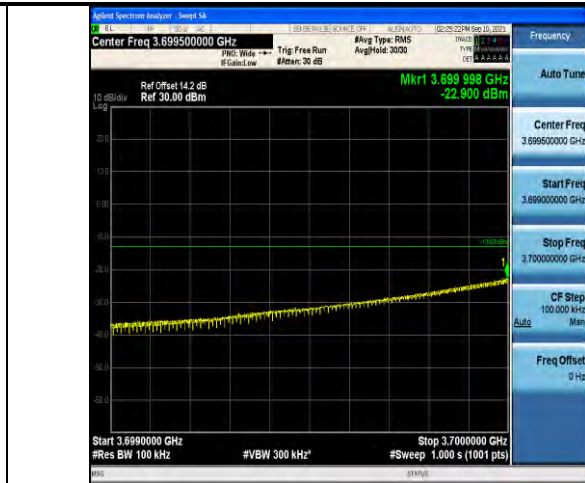


Fig.74

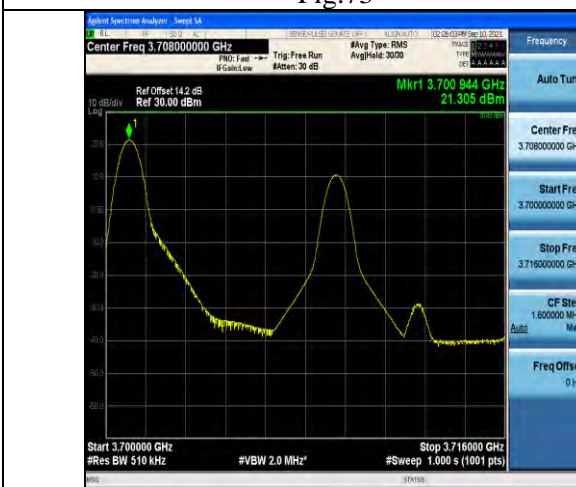


Fig.75

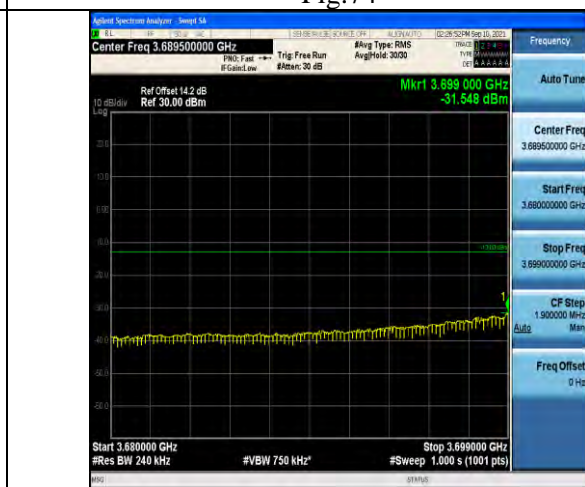


Fig.76



Fig.77



Fig.78



Fig.79



Fig.80



Fig.81

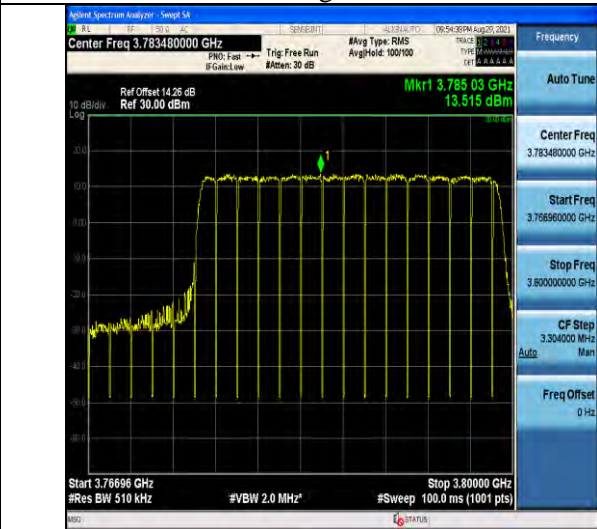


Fig.82



Fig.83

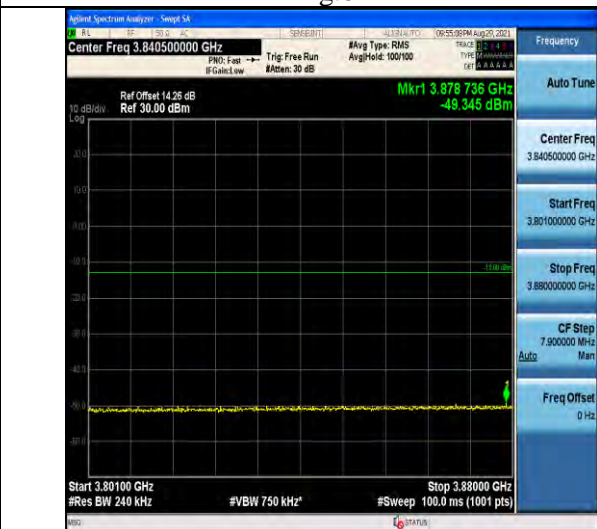


Fig.84

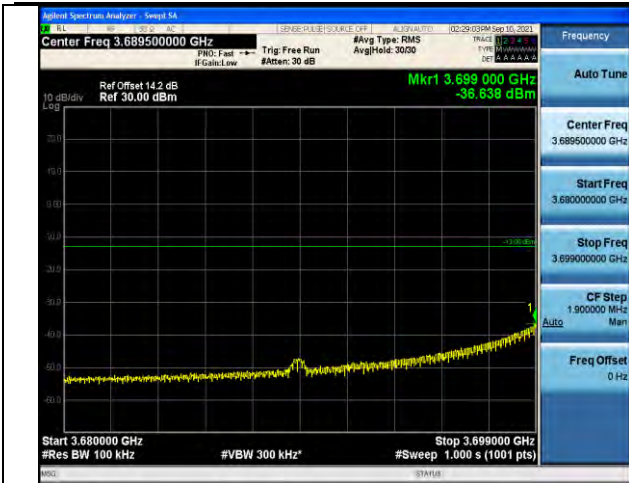


Fig.85

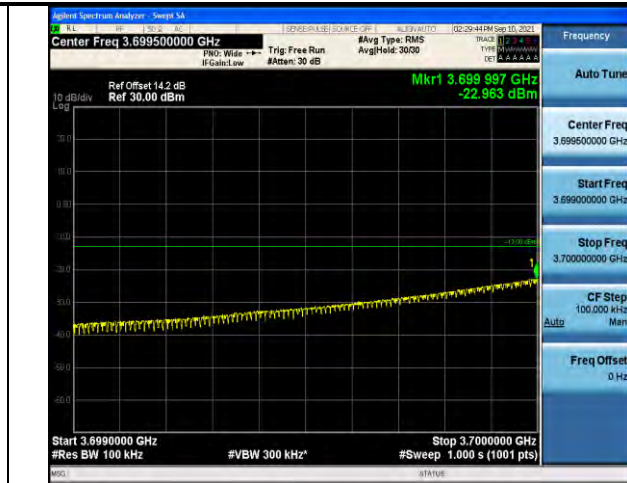


Fig.86



Fig.87



Fig.88

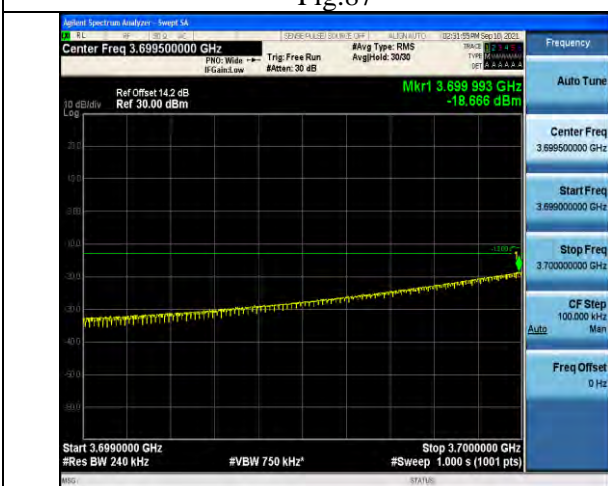


Fig.89

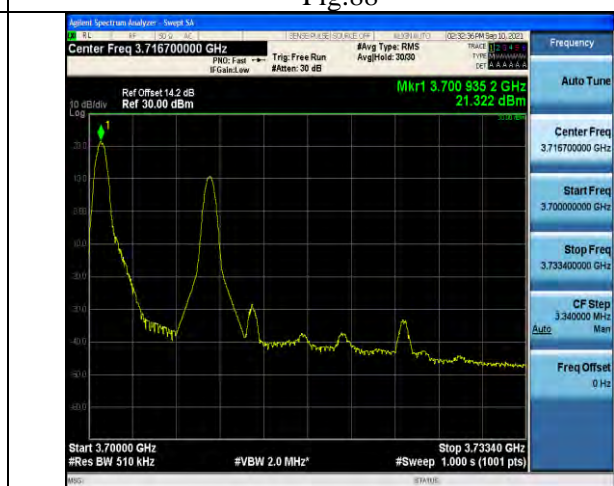


Fig.90



Fig.91



Fig.92



Fig.93

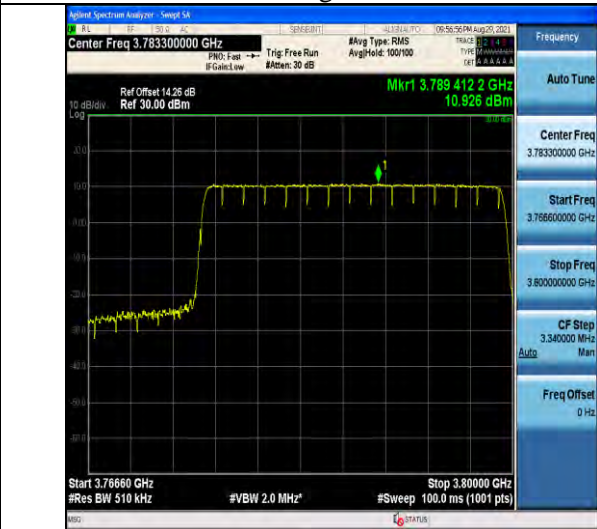


Fig.94

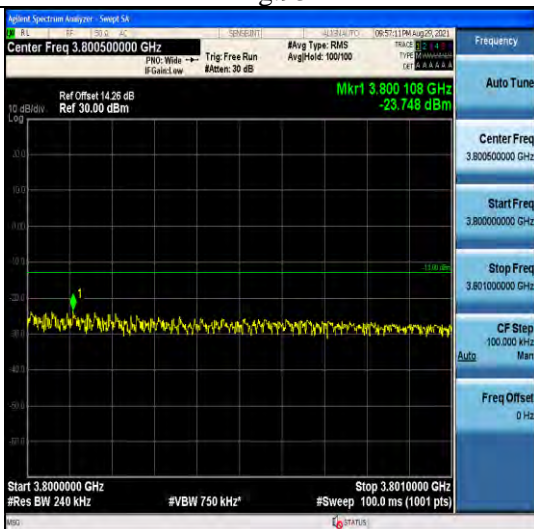


Fig.95

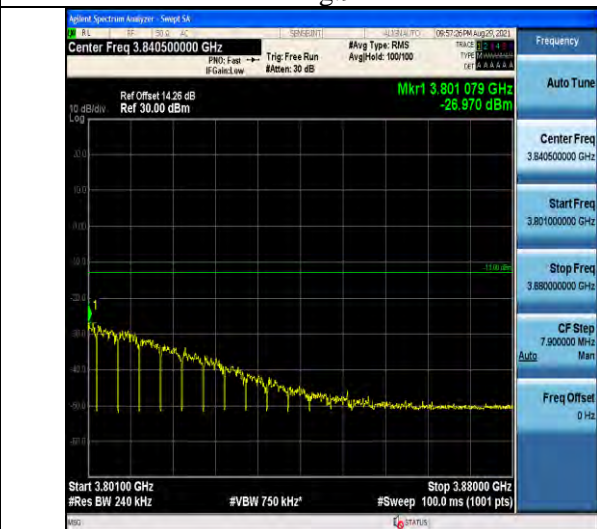


Fig.96

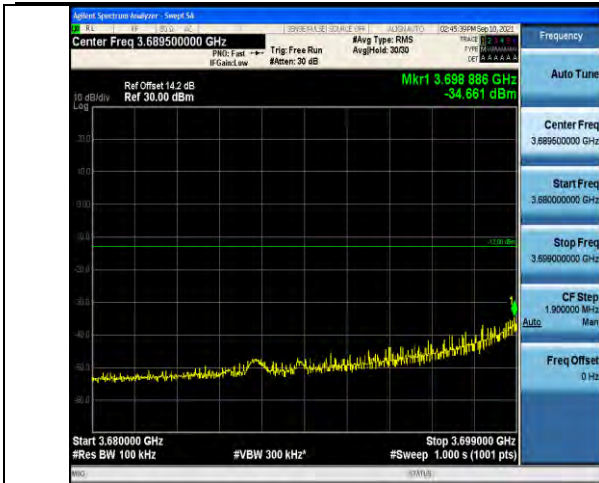


Fig.97

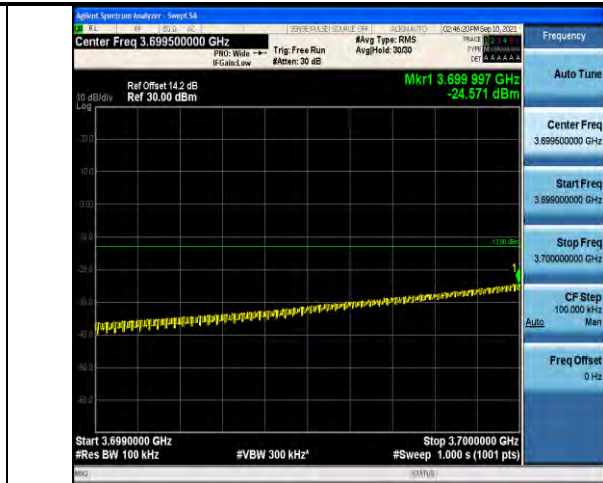


Fig.98



Fig.99



Fig.100

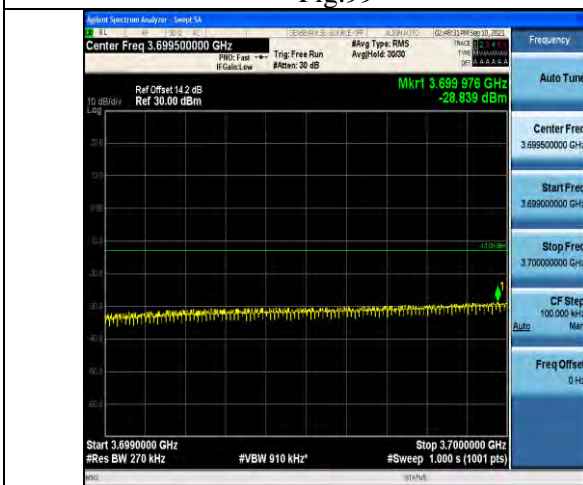


Fig.101



Fig.102



Fig.103



Fig.104



Fig.105

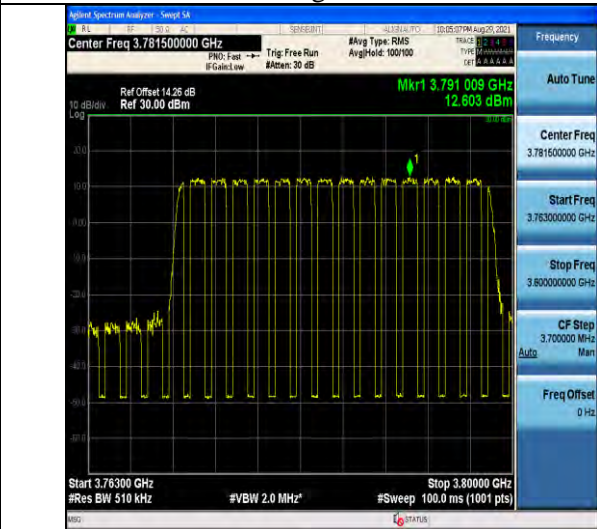


Fig.106

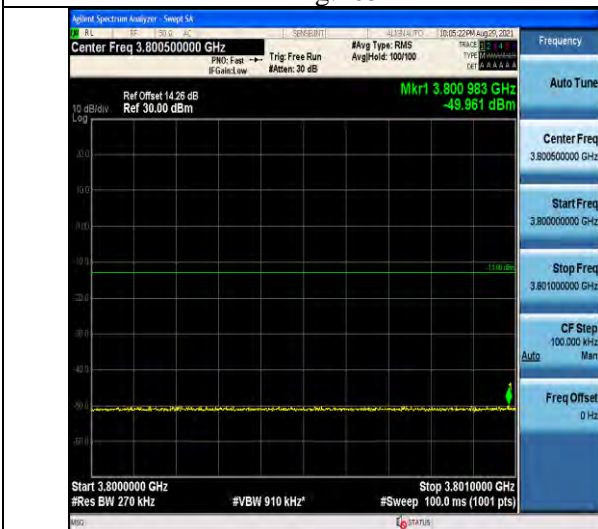


Fig.107

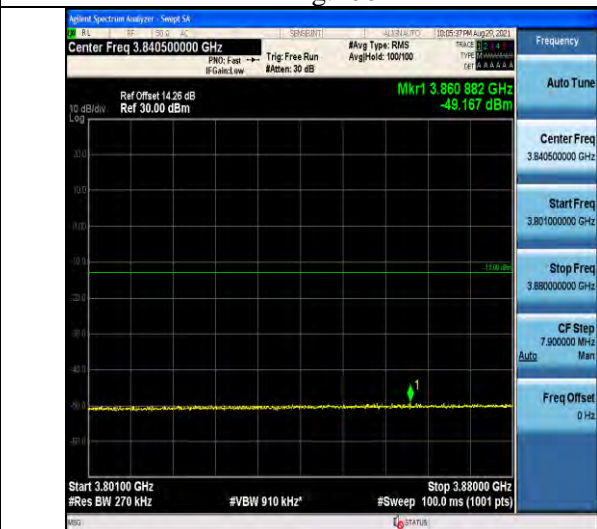


Fig.108