

# FCC Test Report

Client Name : TeVii Technology Co.,Ltd.  
Address : 10F, No. 125, Sec. 2, Datong Rd. 22183 Xizhi District,  
New Taipei City, Taiwan  
Product Name : Wireless Presentation Mini Receiver  
Date : May 21, 2021



**Shenzhen Anbotek Compliance Laboratory Limited**

# Contents

1. General Information.....	5
1.1. Client Information.....	5
1.2. Description of Device (EUT).....	5
1.3. Auxiliary Equipment Used During Test.....	6
1.4. Description of Test Modes.....	6
1.5. List of channels.....	7
1.6. Description Of Test Setup.....	8
1.7. Test Equipment List.....	9
1.8. Measurement Uncertainty.....	10
1.9. Description of Test Facility.....	10
2. Summary of Test Results.....	11
3. Conducted Emission Test.....	12
3.1. Test Standard and Limit.....	12
3.2. Test Setup.....	12
3.3. Test Procedure.....	12
3.4. Test Data.....	12
4. Radiation Spurious Emission and Band Edge.....	15
4.1. Test Standard and Limit.....	15
4.2. Test Setup.....	15
4.3. Test Procedure.....	16
4.4. Test Data.....	17
5. Maximum Peak Output Power Test.....	62
5.1. Test Standard and Limit.....	62
5.2. Test Setup.....	62
5.3. Test Procedure.....	62
5.4. Test Data.....	62
6. Occupancy Bandwidth Test.....	66
6.1. Test Standard.....	66
6.2. Test Setup.....	66
6.3. Test Procedure.....	66
6.4. Test Data.....	66
7. Power Spectral Density Test.....	83
7.1. Test Standard and Limit.....	83
7.2. Test Setup.....	83
7.3. Test Procedure.....	83
7.4. Test Data.....	83
8. Antenna Requirement.....	100
8.1. Test Standard and Requirement.....	100
8.2. Antenna Connected Construction.....	101
9. Frequency Stability.....	102





# TEST REPORT

Applicant : TeVii Technology Co.,Ltd.  
Manufacturer : TeVii Technology Co.,Ltd.  
Product Name : Wireless Presentation Mini Receiver  
Model No. : G102RX, Present+Share Mini, G1xx RX ("x" stands for "0 ~ 9")  
Trade Mark : Tevii, ClearClick, Diamond, JPC  
Rating(s) : Input: DC 5V, 0.5A

**Test Standard(s) : FCC Part15 Subpart E, Paragraph 15.407  
ANSI C63.10: 2013,**

**Test Method(s) : KDB 789033 D02 General UNII Test Procedures New Rules v02r01  
KDB662911 D01 Multiple Transmitter Output v02r01**

The device described above is tested by Shenzhen Anbotek Compliance Laboratory Limited to determine the maximum emission levels emanating from the device and the severe levels of the device can endure and its performance criterion. The measurement results are contained in this test report and Shenzhen Anbotek Compliance Laboratory Limited is assumed full of responsibility for the accuracy and completeness of these measurements. Also, this report shows that the EUT (Equipment Under Test) is technically compliant with the FCC Part 15 Subpart E requirements.

This report applies to above tested sample only and shall not be reproduced in part without written approval of Shenzhen Anbotek Compliance Laboratory Limited.

Date of Receipt

Dec. 25, 2020

Date of Test

Dec. 25, 2020~Feb. 03, 2021

Prepared By



(Ella Liang)

Approved & Authorized Signer



(Kingkong Jin)

# 1. General Information

## 1.1. Client Information

Applicant	:	TeVii Technology Co.,Ltd.
Address	:	10F, No. 125, Sec. 2, Datong Rd. 22183 Xizhi District, New Taipei City, Taiwan
Manufacturer	:	TeVii Technology Co.,Ltd.
Address	:	10F, No. 125, Sec. 2, Datong Rd. 22183 Xizhi District, New Taipei City, Taiwan
Factory	:	TeVii Technology Co.,Ltd.
Address	:	10F, No. 125, Sec. 2, Datong Rd. 22183 Xizhi District, New Taipei City, Taiwan

## 1.2. Description of Device (EUT)

Product Name	:	Wireless Presentation Mini Receiver
Model No.	:	G102RX, Present+Share Mini, G1xx RX ("x" stands for "0 ~ 9") (Note: All samples are the same except the appearance and trade mark, so we prepare "G102RX" for test only.)
Trade Mark	:	Tevii, ClearClick, Diamond, JPC
Test Power Supply	:	AC 120V, 60Hz for adapter/AC 240V, 60Hz for adapter
Test Sample No.	:	1-2-1(Normal Sample), 1-2-2(Engineering Sample)
Product Description	:	Operation Frequency: WiFi 2.4G: 802.11b/ g/ n(HT20) 2412-2462MHz 802.11n(HT40) 2422-2452MHz WiFi 5.1G: 5180MHz~5240MHz WiFi 5.8G: 5745MHz~5825MHz
		Number of Channel: WiFi 2.4G: 11 Channels for 802.11b/ g/ n(HT20) 7 Channels for 802.11n(HT40) WiFi 5.1G: 4 Channels for 802.11a 4 Channels for 802.11n(HT20) 4 Channels for 802.11ac(HT20) 2 Channels for 802.11n(HT40) 2 Channels for 802.11ac(HT40) 1 Channels for 802.11ac(HT80) WiFi 5.8G: 5 Channels for 802.11a 5 Channels for 802.11n(HT20) 5 Channels for 802.11ac(HT20) 2 Channels for 802.11n(HT40) 2 Channels for 802.11ac(HT40) 1 Channels for 802.11ac(HT80)

	Modulation Type:	WiFi 2.4G: 802.11b CCK; 802.11g/n OFDM WiFi 5.1G: OFDM with BPSK/QPSK/16QAM/64QAM/256QAM WiFi 5.8G: OFDM with BPSK/QPSK/16QAM/64QAM/256QAM
	Antenna Type:	ANT A: PIFA Antenna ANT B: PCB Antenna
	Antenna Gain(Peak):	WiFi 2.4G: ANT A & ANT B 2.5 dBi WiFi 5.1G&WiFi 5.8G: ANT A & ANT B 2.5 dBi
	Directional Gain:	WiFi 2.4G: 5.51 dBi WiFi 5.1G&WiFi 5.8G: 5.51 dBi

Remark: 1) For a more detailed features description, please refer to the manufacturer's specifications or the User's Manual.  
2) This report is for 5.1G module.

### 1.3. Auxiliary Equipment Used During Test

Adapter	:	Manufacturer: ZTE
		M/N: STC-A2050I1000USBA-C S/N: 201202102100876 Input: 100-240V~ 50/60Hz, 0.3A Output: DC 5V, 1000mA

### 1.4. Description of Test Modes

To investigate the maximum EMI emission characteristics generates from EUT, the test system was pre-scanning tested base on the consideration of following EUT operation mode or test configuration mode which possible have effect on EMI emission level. Each of these EUT operation mode(s) or test configuration mode(s) mentioned above was evaluated respectively.

Mode	Test channel	Frequency (MHz)
OFDM(802.11a/n20/ac20)	CH 36	5180MHz
	CH 40	5200MHz
	CH 48	5240MHz
OFDM(802.11n40/ac40)	CH 38	5190MHz
	CH 46	5230MHz
OFDM(802.11ac80)	CH 42	5210MHz

Note:

1. The measurements are performed at the highest, middle, lowest available channels.



2. The EUT has been tested as an independent unit. And Continual Transmitting in maximum power.
3. For the relevant Conducted Measurement, the temporary antenna connector is used during the measurement. Antenna Connector Impedance: 50Ω, Cable Loss: 1.0 dB
4. The EUT was programmed to be in continuously transmitting mode and the transmit duty cycle is more than 98%

**1.5. List of channels**

802.11a/n20/ac20

Channel	Freq. (MHz)	Channel	Freq. (MHz)
36	5180	44	5220
40	5200	48	5240

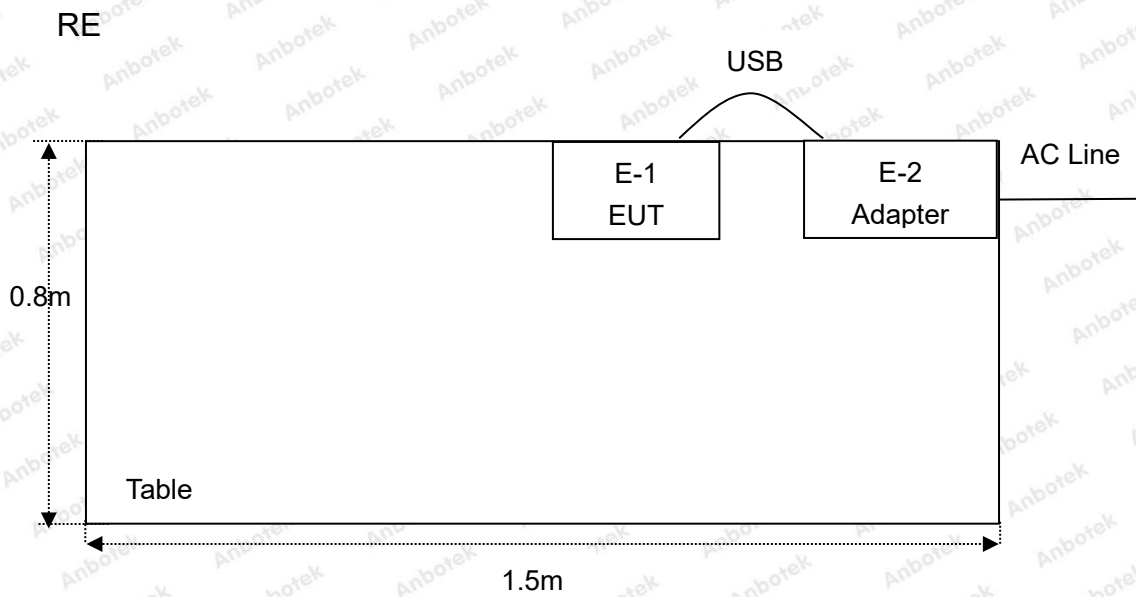
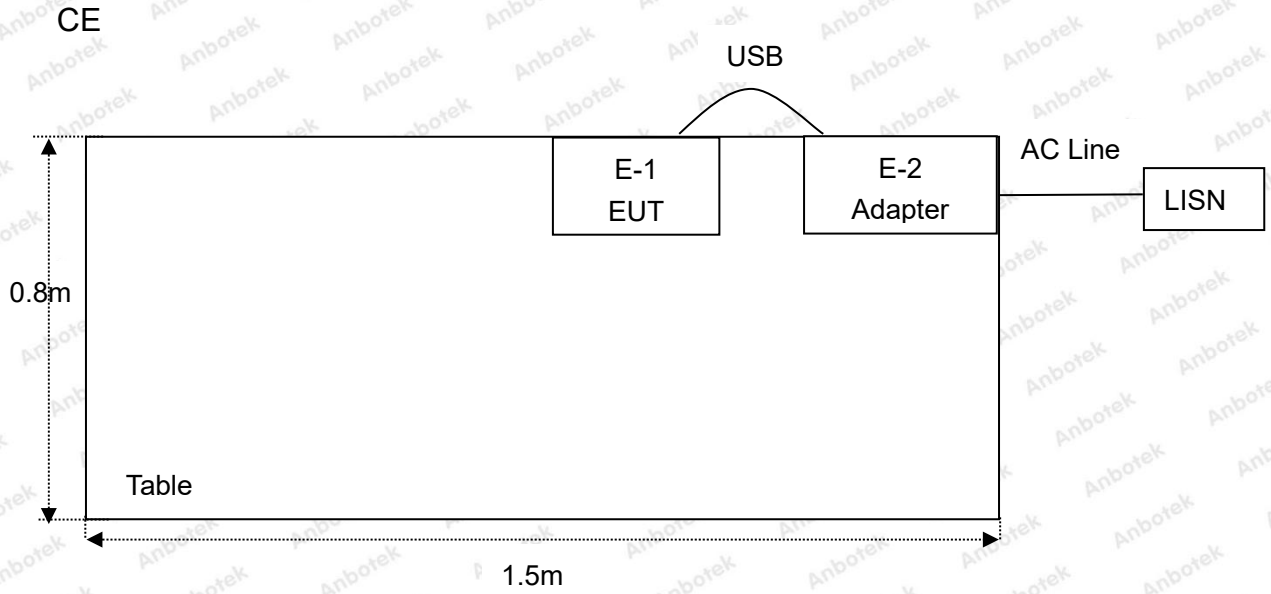
802.11n40/ac40

Channel	Freq. (MHz)	Channel	Freq. (MHz)
38	5190	46	5230

802.11ac80

Channel	Freq. (MHz)
42	5210

### 1.6. Description Of Test Setup





### 1.7. Test Equipment List

Item	Equipment	Manufacturer	Model No.	Serial No.	Last Cal.	Cal. Interval
1.	L.I.S.N. Artificial Mains Network	Rohde & Schwarz	ENV216	100055	Oct. 26, 2020	1 Year
2.	EMI Test Receiver	Rohde & Schwarz	ESCI	100627	Oct. 26, 2020	1 Year
3.	EMI Test Receiver	Rohde & Schwarz	ESR26	101481	Oct. 26, 2020	1 Year
4.	RF Switching Unit	Compliance Direction	RSU-M2	38303	Oct. 26, 2020	1 Year
5.	MAX Spectrum Analysis	Agilent	N9020A	MY51170037	Oct. 26, 2020	1 Year
6.	Preamplifier	SKET Electronic	BK1G18G30 D	KD17503	Oct. 26, 2020	1 Year
7.	Double Ridged Horn Antenna	Instruments corporation	GTH-0118	351600	Nov. 02, 2020	2 Year
8.	Bilog Broadband Antenna	Schwarzbeck	VULB9163	VULB 9163-289	Nov. 02, 2020	2 Year
9.	Loop Antenna	Schwarzbeck	FMZB1519B	00053	Nov. 02, 2020	2 Year
10.	Horn Antenna	A-INFO	LB-180400- KF	J211060628	Nov. 02, 2020	2 Year
11.	Pre-amplifier	SONOMA	310N	186860	Oct. 26, 2020	1 Year
12.	EMI Test Software EZ-EMC	SHURPLE	N/A	N/A	N/A	N/A
13.	RF Test Control System	YIHENG	YH3000	2017430	Oct. 26, 2020	1 Year
14.	Power Sensor	DAER	RPR3006W	15I00041SN045	Oct. 26, 2020	1 Year
15.	Power Sensor	DAER	RPR3006W	15I00041SN046	Oct. 26, 2020	1 Year
16.	MXA Spectrum Analysis	Agilent	N9020A	MY51170037	Oct. 26, 2020	1 Year
17.	MXG RF Vector Signal Generator	Agilent	N5182A	MY48180656	Oct. 26, 2020	1 Year
18.	Signal Generator	Agilent	E4421B	MY41000743	Oct. 26, 2020	1 Year
19.	DC Power Supply	IVYTECH	IV3605	1804D360510	Oct. 26, 2020	1 Year
20.	Constant Temperature Humidity Chamber	ZHONGJIAN	ZJ-KHWS80 B	N/A	Oct. 26, 2020	1 Year

### 1.8. Measurement Uncertainty

Radiation Uncertainty	:	Ur = 3.9 dB (Horizontal)
		Ur = 3.8 dB (Vertical)
Conduction Uncertainty	:	Uc = 3.4 dB

### 1.9. Description of Test Facility

The test facility is recognized, certified, or accredited by the following organizations:

#### FCC-Registration No.: 184111

Shenzhen Anbotek Compliance Laboratory Limited, EMC Laboratory has been registered and fully described in a report filed with the (FCC) Federal Communications Commission. The acceptance letter from the FCC is maintained in our files. Registration No. 184111, September 30, 2020.

#### ISED-Registration No.: 8058A

Shenzhen Anbotek Compliance Laboratory Limited, EMC Laboratory has been registered and fully described in a report filed with the (ISED) Innovation, Science and Economic Development Canada. The acceptance letter from the ISED is maintained in our files. Registration 8058A, September 30, 2020.

#### Test Location

Shenzhen Anbotek Compliance Laboratory Limited.

1/F, Building D, Sogood Science and Technology Park, Sanwei community, Hangcheng Street, Bao'an District, Shenzhen, Guangdong, China.518102

## 2. Summary of Test Results

Standard	Test Type	Result
15.207 & 15.407	Conducted Emission	PASS
15.205/15.209	Spurious Emission	PASS
15.407(b)	Band Edge	PASS
15.407(a)(5)	Occupy Bandwidth	PASS
15.407(a)(1)(iv)	Maximum Conducted Output Power	PASS
15.407(a)(1)	Peak Power Spectral Density	PASS
15.203	Antenna Requirement	PASS
15.407(g)	Frequency Stability	PASS

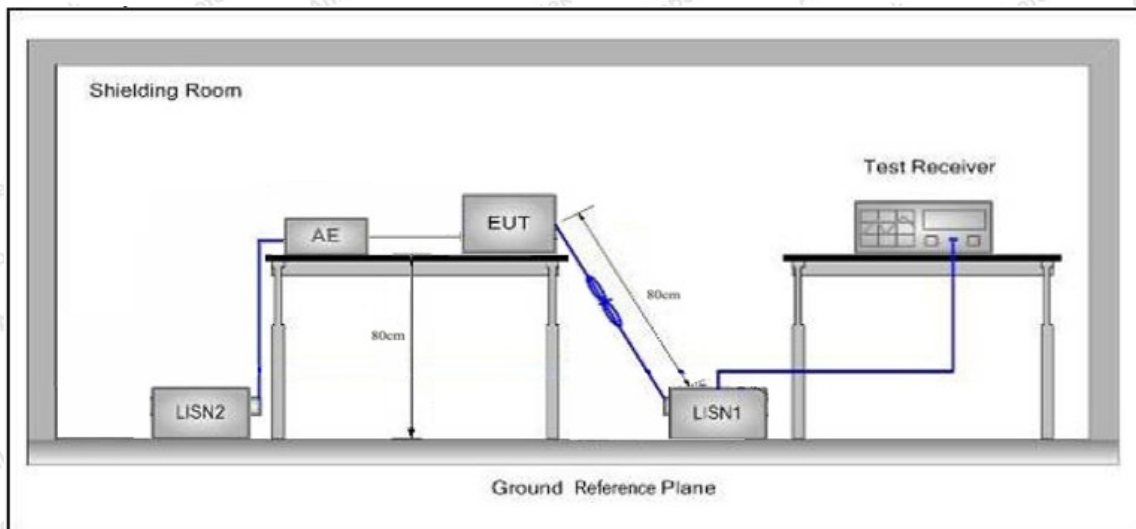


## 3. Conducted Emission Test

### 3.1. Test Standard and Limit

Test Standard	FCC Part15 Section 15.207&15.407		
Test Limit	Frequency	Maximum RF Line Voltage (dBuV)	
		Quasi-peak Level	Average Level
	150kHz~500kHz	66 ~ 56 *	56 ~ 46 *
	500kHz~5MHz	56	46
	5MHz~30MHz	60	50
<b>Remark:</b> (1) *Decreasing linearly with logarithm of the frequency. (2) The lower limit shall apply at the transition frequency.			

### 3.2. Test Setup



### 3.3. Test Procedure

The EUT system is connected to the power mains through a line impedance stabilization network (L.I.S.N.). This provides a 50ohm coupling impedance for the EUT system. Please refer the block diagram of the test setup and photographs. Both sides of AC line are checked to find out the maximum conducted emission. In order to find the maximum emission levels, the relative positions of equipment and all of the interface cables shall be changed according to FCC ANSI C63.10-2013 on Conducted Emission Measurement.

The bandwidth of test receiver (ESCI) set at 9kHz.

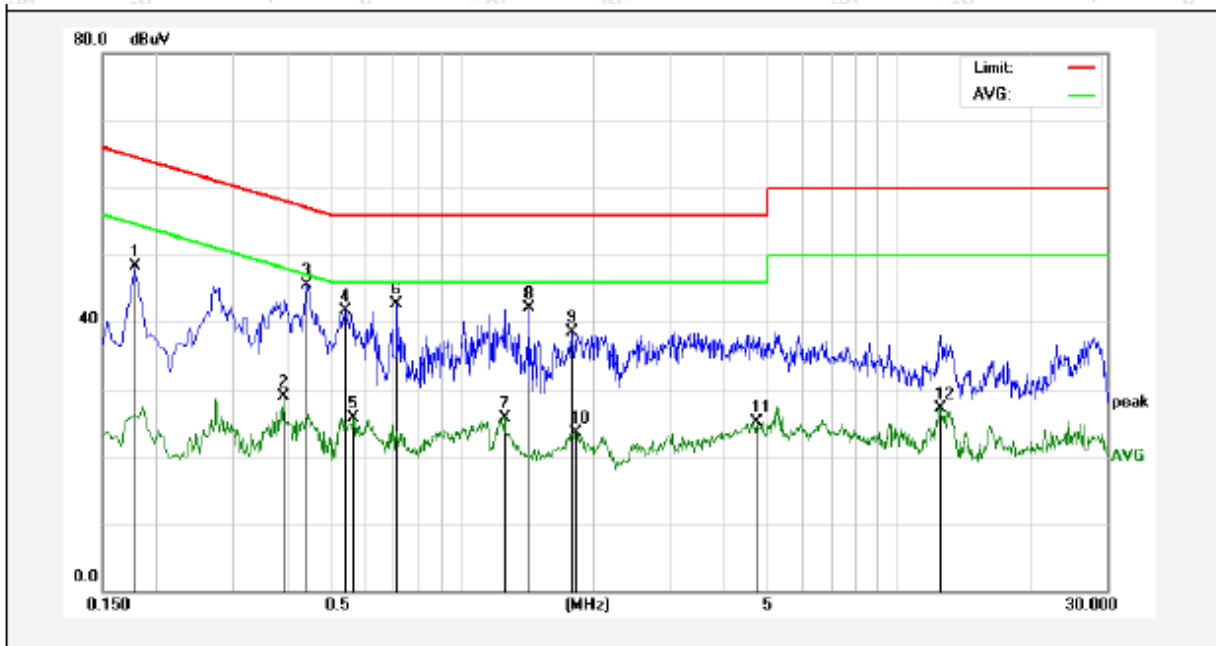
The frequency range from 150kHz to 30MHz is checked.

### 3.4. Test Data

During the test, pre-scan all modes, and found the 802.11ac40 CH38 which is the worst case, only the worst case is recorded in the report.

**Conducted Emission Test Data**

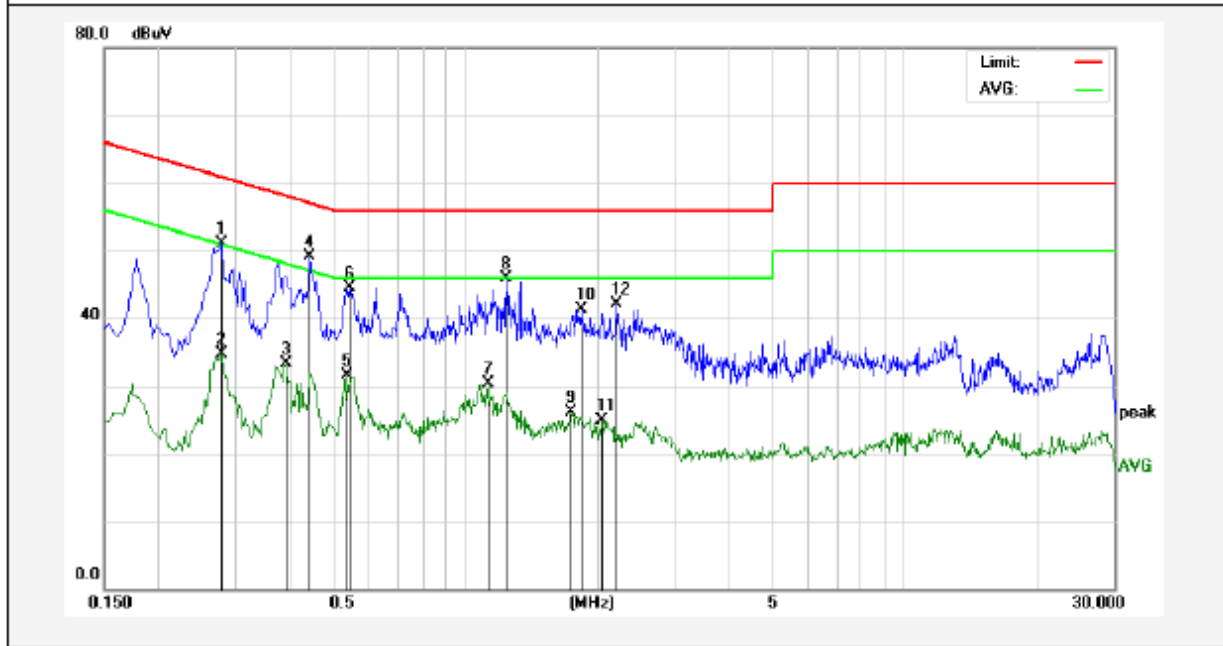
Test Site: 1# Shielded Room  
 Operating Condition: 802.11ac40 CH38  
 Test Specification: AC 120V, 60Hz for adapter  
 Comment: Live Line  
 Tem.: 22.3°C Hum.: 58%



No.	Freq. (MHz)	Reading (dBuV)	Factor (dB)	Result (dBuV)	Limit (dBuV)	Over Limit (dB)	Detector	Remark
1	0.1779	28.36	19.90	48.26	64.58	-16.32	QP	
2	0.3899	9.07	19.93	29.00	48.06	-19.06	AVG	
3	0.4420	25.62	19.95	45.57	57.02	-11.45	QP	
4	0.5420	21.81	19.99	41.80	56.00	-14.20	QP	
5	0.5658	5.77	20.00	25.77	46.00	-20.23	AVG	
6	0.7099	22.68	20.04	42.72	56.00	-13.28	QP	
7	1.2500	5.68	20.12	25.80	46.00	-20.20	AVG	
8	1.4219	21.89	20.13	42.02	56.00	-13.98	QP	
9	1.7900	18.37	20.14	38.51	56.00	-17.49	QP	
10	1.8220	3.44	20.14	23.58	46.00	-22.42	AVG	
11	4.7378	4.88	20.20	25.08	46.00	-20.92	AVG	
12	12.3858	6.86	20.30	27.16	50.00	-22.84	AVG	

**Conducted Emission Test Data**

Test Site: 1# Shielded Room  
 Operating Condition: 802.11ac40 CH38  
 Test Specification: AC 120V, 60Hz for adapter  
 Comment: Neutral Line  
 Tem.: 22.3°C Hum.: 58%



No.	Freq. (MHz)	Reading (dBuV)	Factor (dB)	Result (dBuV)	Limit (dBuV)	Over Limit (dB)	Detector	Remark
1	0.2779	31.27	19.89	51.16	60.88	-9.72	QP	
2	0.2779	14.73	19.89	34.62	50.88	-16.26	AVG	
3	0.3899	13.29	19.93	33.22	48.06	-14.84	AVG	
4	0.4420	29.12	19.95	49.07	57.02	-7.95	QP	
5	0.5380	11.45	19.99	31.44	46.00	-14.56	AVG	
6	0.5460	24.55	19.99	44.54	56.00	-11.46	QP	
7	1.1259	10.15	20.12	30.27	46.00	-15.73	AVG	
8	1.2419	25.81	20.12	45.93	56.00	-10.07	QP	
9	1.7379	5.95	20.13	26.08	46.00	-19.92	AVG	
10	1.8300	21.26	20.14	41.40	56.00	-14.60	QP	
11	2.0419	4.74	20.14	24.88	46.00	-21.12	AVG	
12	2.2058	22.01	20.14	42.15	56.00	-13.85	QP	



## 4. Radiation Spurious Emission and Band Edge

### 4.1. Test Standard and Limit

Test Standard	FCC Part15 C Section 15.209, 15.205 and 15.407				
Test Limit	Frequency (MHz)	Field strength (microvolt/meter)	Limit (dBuV/m)	Remark	Measurement distance (m)
	0.009MHz~0.490MHz	2400/F(kHz)	-	-	300
	0.490MHz-1.705MHz	24000/F(kHz)	-	-	30
	1.705MHz-30MHz	30	-	-	30
	30MHz~88MHz	100	40.0	Quasi-peak	3
	88MHz~216MHz	150	43.5	Quasi-peak	3
	216MHz~960MHz	200	46.0	Quasi-peak	3
	960MHz~1000MHz	500	54.0	Quasi-peak	3
	Above 1000MHz	500	54.0	Average	3
-		68.2	Peak	3	

**Remark:**

- (1)The lower limit shall apply at the transition frequency.
- (2) 15.35(b), Unless otherwise specified, the limit on peak radio frequency emissions is 20dB above the maximum permitted average emission limit applicable to the equipment under test. This peak limit applies to the total peak emission level radiated by the device.
- (3)Above 1GHz limit: $E[dBuV/m] = EIRP[dBm] + 95.2 = 68.2 \text{ dBuV/m}$ , for  $EIPR[dBm] = -27dBm$ .

### 4.2. Test Setup

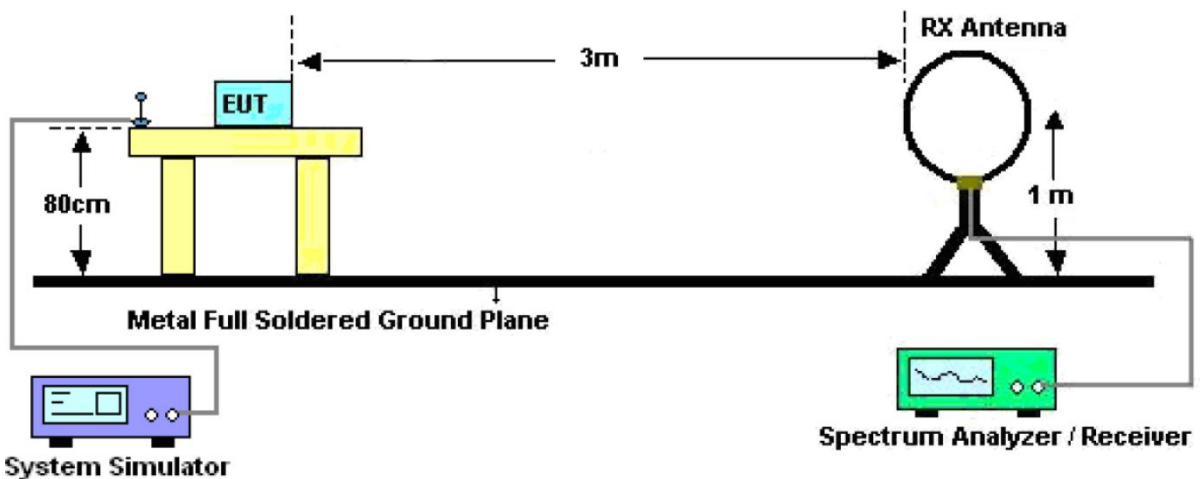


Figure 1. Below 30MHz

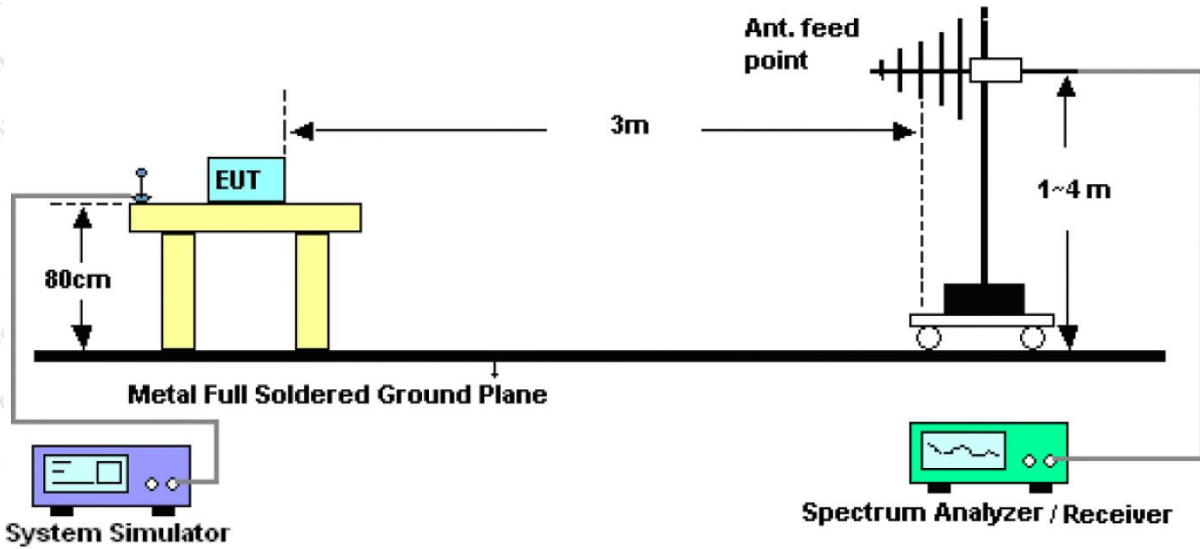


Figure 2. 30MHz to 1GHz

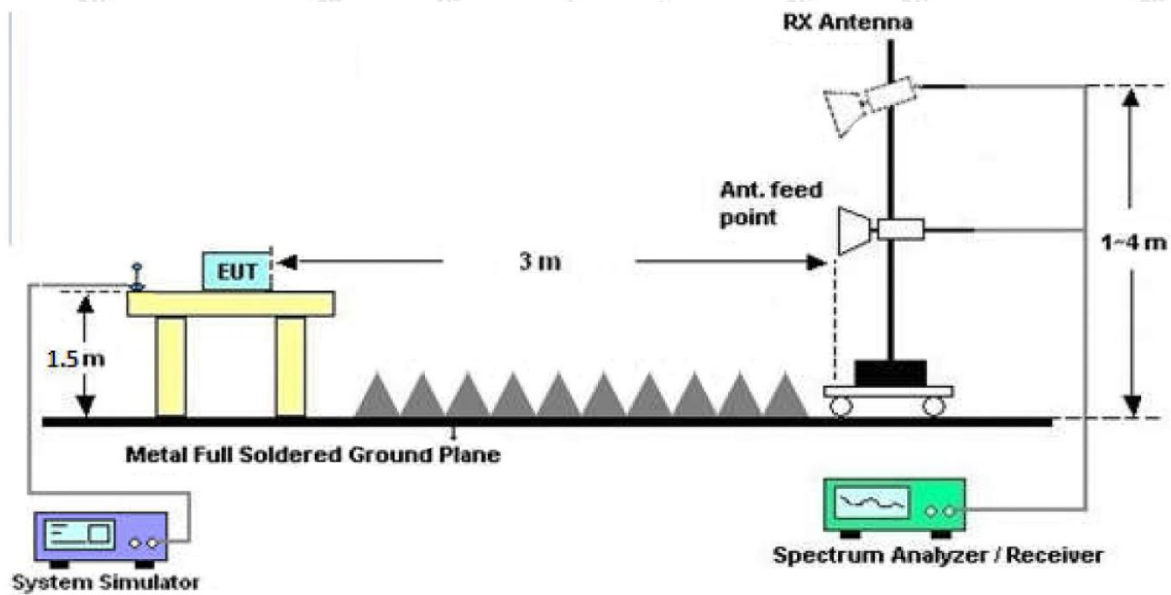


Figure 3. Above 1 GHz

### 4.3. Test Procedure

For below 1GHz: The EUT is placed on a turntable, which is 0.8m above the ground plane.

For above 1GHz: The EUT is placed on a turntable, which is 1.5m above the ground plane.

The turn table can rotate 360 degrees to determine the position of the maximum emission level. The EUT is set 3 meters away from the receiving antenna which is mounted on a antenna tower. The antenna can be moved up and down from 1 to 4 meters to find out the maximum emission level. Rotated the EUT through three orthogonal axes to determine the maximum emissions, both horizontal and vertical polarization of the antenna are set on test. The EUT is tested in 9\*6\*6 Chamber. The device is evaluated in xyz orientation.

For the radiated emission test above 1GHz:

**Shenzhen Anbotek Compliance Laboratory Limited**

Code:AB-RF-05-a

Address: 1/F., Building D, Sogood Science and Technology Park, Sanwei Community, Hangcheng Street, Bao'an District, Shenzhen, Guangdong, China.

Hotline  
400-003-0500  
www.anbotek.com

Tel:(86) 755-26066440 Fax: (86) 755-26014772 Email: service@anbotek.com

Place the measurement antenna away from each area of the EUT determined to be a source of emissions at the specified measurement distance, while keeping the measurement antenna aimed at the source of emissions at each frequency of significant emissions, with polarization oriented for maximum response. The measurement antenna may have to be higher or lower than the EUT, depending on the radiation pattern of the emission and staying aimed at the emission source for receiving the maximum signal. The final measurement antenna elevation shall be that which maximizes the emissions. The measurement antenna elevation for maximum emissions shall be restricted to a range of heights of from 1 m to 4 m above the ground or reference ground plane.

For 9kHz to 150kHz, Set the spectrum analyzer as:

RBW = 200Hz, VBW = 1kHz, Detector= Quasi-Peak, Trace mode= Max hold, Sweep- auto couple.

For 150kHz to 30MHz, Set the spectrum analyzer as:

RBW = 9kHz, VBW = 30kHz, Detector= Quasi-Peak, Trace mode= Max hold, Sweep- auto couple.

For 30MHz to 1000MHz, Set the spectrum analyzer as:

RBW = 100kHz, VBW = 300kHz, Detector= Quasi-Peak, Trace mode= Max hold, Sweep- auto couple.

For above 1GHz, Set the spectrum analyzer as:

RBW = 1MHz, VBW = 1MHz, Detector= Peak, Trace mode= Max hold, Sweep- auto couple.

RBW = 1MHz, VBW = 10Hz, Detector= Average, Trace mode= Max hold, Sweep- auto couple.

#### 4.4. Test Data

##### PASS

The test results of 9kHz-30MHz was attenuated more than 20dB below the permissible limits, so the results don't record in the report.

During the test, pre-scan all modes, and found the 802.11ac40 CH38 which is the worst case, only the worst case is recorded in the report.





**Test Results (30~1000MHz)**

Job No.: 18220WC10003502

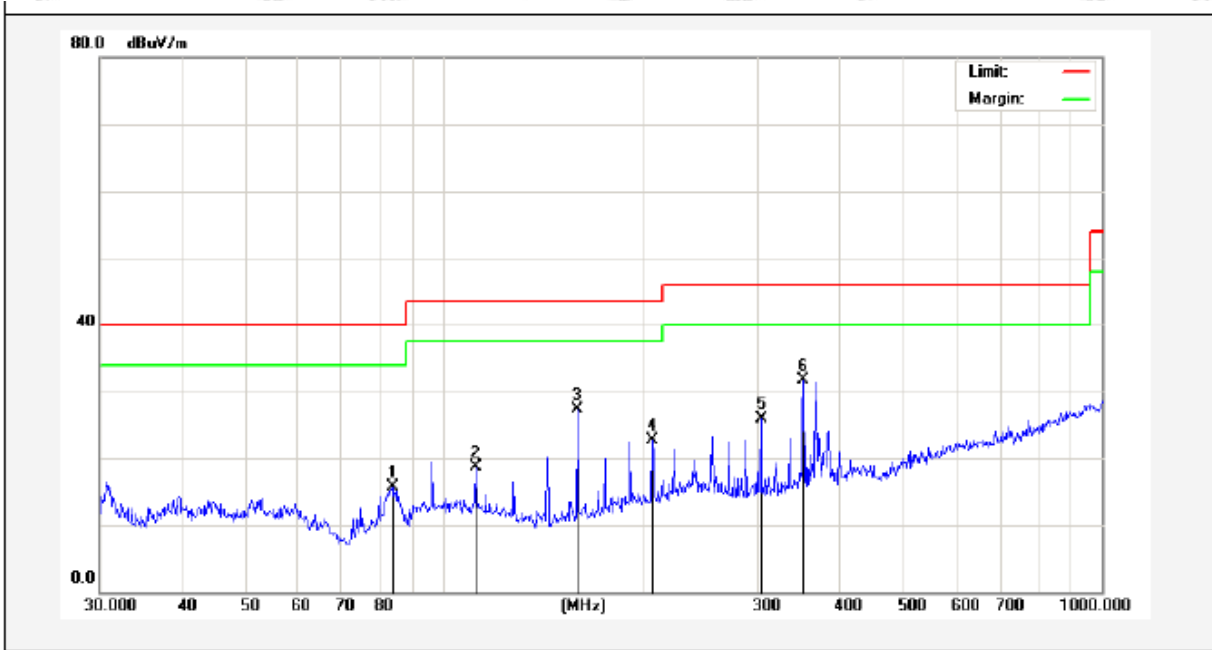
Temp.(°C)/Hum.(%RH): 23.1°C/50%RH

Standard: FCC PART 15E

Power Source: AC 120V, 60Hz for adapter

Test Mode: 802.11ac40 CH38

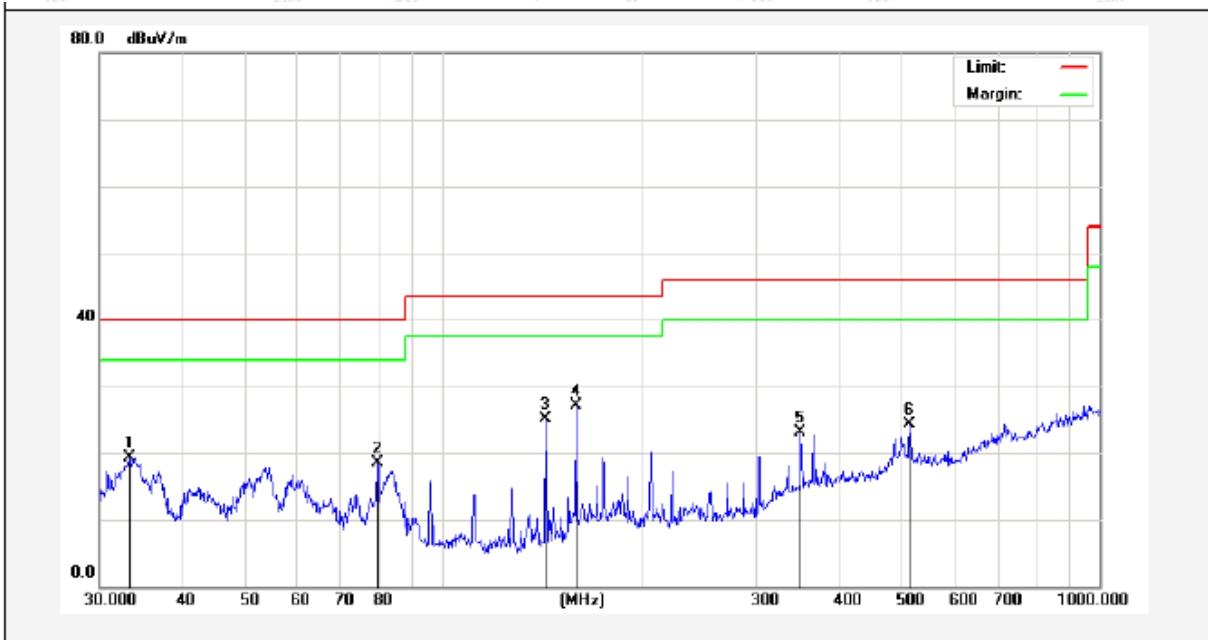
Polarization: Horizontal



No.	Freq. (MHz)	Reading (dBuV)	Factor (dB/m)	Result (dBuV/m)	Limit (dBuV/m)	Over Limit (dB)	Detector	Height (cm)	degree (deg)	Remark
1	83.5222	39.10	-23.38	15.72	40.00	-24.28	QP	300	360	
2	111.7380	41.44	-22.83	18.61	43.50	-24.89	QP	300	241	
3	159.7844	50.07	-22.84	27.23	43.50	-16.27	QP	300	99	
4	207.1226	43.55	-20.81	22.74	43.50	-20.76	QP	300	177	
5	303.5437	44.11	-18.13	25.98	46.00	-20.02	QP	300	163	
6	351.7079	46.80	-15.01	31.79	46.00	-14.21	QP	300	258	

**Test Results (30~1000MHz)**

Job No.: 18220WC10003502      Temp.(°C)/Hum.(%RH): 23.1°C/50%RH  
 Standard: FCC PART 15E      Power Source: AC 120V, 60Hz for adapter  
 Test Mode: 802.11ac40 CH38      Polarization: Vertical



No.	Freq. (MHz)	Reading (dBuV)	Factor (dB/m)	Result (dBuV/m)	Limit (dBuV/m)	Over Limit (dB)	Detector	Height (cm)	degree (deg)	Remark
1	33.3279	37.30	-17.91	19.39	40.00	-20.61	QP	300	360	
2	79.5209	40.25	-21.69	18.56	40.00	-21.44	QP	300	311	
3	143.3261	44.50	-19.44	25.06	43.50	-18.44	QP	300	254	
4	159.2251	46.01	-18.87	27.14	43.50	-16.36	QP	300	130	
5	350.4768	37.15	-14.04	23.11	46.00	-22.89	QP	300	99	
6	513.6331	36.38	-12.07	24.31	46.00	-21.69	QP	300	27	

**Test Results (Above 1000MHz)**

**ANT A:**

Test mode:	IEEE 802.11a	Test channel:	Low CH
------------	--------------	---------------	--------

Peak value:

Frequency (MHz)	Read Level (dBuV)	Antenna Factor (dB/m)	Cable Loss (dB)	Preamp Factor (dB)	Level (dBuV/m)	Limit Line (dBuV/m)	Over Limit (dB)	Pol.
10360.00	40.48	31.98	17.08	33.91	55.63	68.20	-12.57	V
15540.00	41.50	32.65	20.03	34.85	59.33	68.20	-8.87	V
10360.00	39.11	31.98	17.08	33.91	54.26	68.20	-13.94	H
15540.00	39.08	32.65	20.03	34.85	56.91	68.20	-11.29	H

Average value:

Frequency (MHz)	Read Level (dBuV)	Antenna Factor (dB/m)	Cable Loss (dB)	Preamp Factor (dB)	Level (dBuV/m)	Limit Line (dBuV/m)	Over Limit (dB)	Pol.
10360.00	28.11	31.98	17.08	33.91	43.26	54.00	-10.74	V
15540.00	27.07	32.65	20.03	34.85	44.90	54.00	-9.10	V
10360.00	28.97	31.98	17.08	33.91	44.12	54.00	-9.88	H
15540.00	27.96	32.65	20.03	34.85	45.79	54.00	-8.21	H

Test mode:	IEEE 802.11a	Test channel:	Mid CH
------------	--------------	---------------	--------

Peak value:

Frequency (MHz)	Read Level (dBuV)	Antenna Factor (dB/m)	Cable Loss (dB)	Preamp Factor (dB)	Level (dBuV/m)	Limit Line (dBuV/m)	Over Limit (dB)	Pol.
10400.00	41.84	32.44	17.18	33.91	57.55	68.20	-10.65	V
15600.00	40.80	32.78	20.12	34.86	58.84	68.20	-9.36	V
10400.00	40.79	32.44	17.18	33.91	56.50	68.20	-11.70	H
15600.00	40.65	32.78	20.12	34.86	58.69	68.20	-9.51	H

Average value:

Frequency (MHz)	Read Level (dBuV)	Antenna Factor (dB/m)	Cable Loss (dB)	Preamp Factor (dB)	Level (dBuV/m)	Limit Line (dBuV/m)	Over Limit (dB)	Pol.
10400.00	27.80	32.44	17.18	33.91	43.51	54.00	-10.49	V
15600.00	27.91	32.78	20.12	34.86	45.95	54.00	-8.05	V
10400.00	29.91	32.44	17.18	33.91	45.62	54.00	-8.38	H
15600.00	28.31	32.78	20.12	34.86	46.35	54.00	-7.65	H



Test mode:	IEEE 802.11a	Test channel:	High CH
------------	--------------	---------------	---------

Peak value:

Frequency (MHz)	Read Level (dBuV)	Antenna Factor (dB/m)	Cable Loss (dB)	Preamp Factor (dB)	Level (dBuV/m)	Limit Line (dBuV/m)	Over Limit (dB)	Pol.
10480.00	39.35	32.59	18.02	33.92	56.04	68.20	-12.16	V
15720.00	41.56	32.87	20.15	34.88	59.70	68.20	-8.50	V
10480.00	40.89	32.59	18.02	33.92	57.58	68.20	-10.62	H
15720.00	39.04	32.87	20.15	34.88	57.18	68.20	-11.02	H

Average value:

Frequency (MHz)	Read Level (dBuV)	Antenna Factor (dB/m)	Cable Loss (dB)	Preamp Factor (dB)	Level (dBuV/m)	Limit Line (dBuV/m)	Over Limit (dB)	Pol.
10480.00	28.47	32.59	18.02	33.92	45.16	54.00	-8.84	V
15720.00	28.01	32.87	20.15	34.88	46.15	54.00	-7.85	V
10480.00	27.72	32.59	18.02	33.92	44.41	54.00	-9.59	H
15720.00	28.11	32.87	20.15	34.88	46.25	54.00	-7.75	H

Test mode:	IEEE 802.11n(HT20)	Test channel:	Low CH
------------	--------------------	---------------	--------

Peak value:

Frequency (MHz)	Read Level (dBuV)	Antenna Factor (dB/m)	Cable Loss (dB)	Preamp Factor (dB)	Level (dBuV/m)	Limit Line (dBuV/m)	Over Limit (dB)	Pol.
10360.00	40.51	31.98	17.08	33.91	55.66	68.20	-12.54	V
15540.00	39.90	32.65	20.03	34.85	57.73	68.20	-10.47	V
10360.00	40.32	31.98	17.08	33.91	55.47	68.20	-12.73	H
15540.00	41.87	32.65	20.03	34.85	59.70	68.20	-8.50	H

Average value:

Frequency (MHz)	Read Level (dBuV)	Antenna Factor (dB/m)	Cable Loss (dB)	Preamp Factor (dB)	Level (dBuV/m)	Limit Line (dBuV/m)	Over Limit (dB)	Pol.
10360.00	27.88	31.98	17.08	33.91	43.03	54.00	-10.97	V
15540.00	29.92	32.65	20.03	34.85	47.75	54.00	-6.25	V
10360.00	28.74	31.98	17.08	33.91	43.89	54.00	-10.11	H
15540.00	27.26	32.65	20.03	34.85	45.09	54.00	-8.91	H

Test mode:	IEEE 802.11n(HT20)	Test channel:	Mid CH
------------	--------------------	---------------	--------

Peak value:

Frequency (MHz)	Read Level (dBuV)	Antenna Factor (dB/m)	Cable Loss (dB)	Preamp Factor (dB)	Level (dBuV/m)	Limit Line (dBuV/m)	Over Limit (dB)	Pol.
10400.00	40.87	32.44	17.18	33.91	56.58	68.20	-11.62	V
15600.00	39.38	32.78	20.12	34.86	57.42	68.20	-10.78	V
10400.00	39.58	32.44	17.18	33.91	55.29	68.20	-12.91	H
15600.00	39.27	32.78	20.12	34.86	57.31	68.20	-10.89	H

Average value:

Frequency (MHz)	Read Level (dBuV)	Antenna Factor (dB/m)	Cable Loss (dB)	Preamp Factor (dB)	Level (dBuV/m)	Limit Line (dBuV/m)	Over Limit (dB)	Pol.
10400.00	29.32	32.44	17.18	33.91	45.03	54.00	-8.97	V
15600.00	28.96	32.78	20.12	34.86	47.00	54.00	-7.00	V
10400.00	28.53	32.44	17.18	33.91	44.24	54.00	-9.76	H
15600.00	28.29	32.78	20.12	34.86	46.33	54.00	-7.67	H

Test mode:	IEEE 802.11n(HT20)	Test channel:	High CH
------------	--------------------	---------------	---------

Peak value:

Frequency (MHz)	Read Level (dBuV)	Antenna Factor (dB/m)	Cable Loss (dB)	Preamp Factor (dB)	Level (dBuV/m)	Limit Line (dBuV/m)	Over Limit (dB)	Pol.
10480.00	40.83	32.59	18.02	33.92	57.52	68.20	-10.68	V
15720.00	40.08	32.87	20.15	34.88	58.22	68.20	-9.98	V
10480.00	39.75	32.59	18.02	33.92	56.44	68.20	-11.76	H
15720.00	39.35	32.87	20.15	34.88	57.49	68.20	-10.71	H

Average value:

Frequency (MHz)	Read Level (dBuV)	Antenna Factor (dB/m)	Cable Loss (dB)	Preamp Factor (dB)	Level (dBuV/m)	Limit Line (dBuV/m)	Over Limit (dB)	Pol.
10480.00	28.44	32.59	18.02	33.92	45.13	54.00	-8.87	V
15720.00	29.06	32.87	20.15	34.88	47.20	54.00	-6.80	V
10480.00	28.00	32.59	18.02	33.92	44.69	54.00	-9.31	H
15720.00	27.09	32.87	20.15	34.88	45.23	54.00	-8.77	H

Test mode:	IEEE 802.11ac(HT20)	Test channel:	Low CH
------------	---------------------	---------------	--------

Peak value:

Frequency (MHz)	Read Level (dBuV)	Antenna Factor (dB/m)	Cable Loss (dB)	Preamp Factor (dB)	Level (dBuV/m)	Limit Line (dBuV/m)	Over Limit (dB)	Pol.
10360.00	40.96	31.98	17.08	33.91	56.11	68.20	-12.09	V
15540.00	39.87	32.65	20.03	34.85	57.70	68.20	-10.50	V
10360.00	41.29	31.98	17.08	33.91	56.44	68.20	-11.76	H
15540.00	41.67	32.65	20.03	34.85	59.50	68.20	-8.70	H

Average value:

Frequency (MHz)	Read Level (dBuV)	Antenna Factor (dB/m)	Cable Loss (dB)	Preamp Factor (dB)	Level (dBuV/m)	Limit Line (dBuV/m)	Over Limit (dB)	Pol.
10360.00	28.85	31.98	17.08	33.91	44.00	54.00	-10.00	V
15540.00	29.09	32.65	20.03	34.85	46.92	54.00	-7.08	V
10360.00	27.03	31.98	17.08	33.91	42.18	54.00	-11.82	H
15540.00	29.50	32.65	20.03	34.85	47.33	54.00	-6.67	H

Test mode:	IEEE 802.11ac(HT20)	Test channel:	Mid CH
------------	---------------------	---------------	--------

Peak value:

Frequency (MHz)	Read Level (dBuV)	Antenna Factor (dB/m)	Cable Loss (dB)	Preamp Factor (dB)	Level (dBuV/m)	Limit Line (dBuV/m)	Over Limit (dB)	Pol.
10400.00	41.19	32.44	17.18	33.91	56.90	68.20	-11.30	V
15600.00	40.17	32.78	20.12	34.86	58.21	68.20	-9.99	V
10400.00	39.50	32.44	17.18	33.91	55.21	68.20	-12.99	H
15600.00	39.69	32.78	20.12	34.86	57.73	68.20	-10.47	H

Average value:

Frequency (MHz)	Read Level (dBuV)	Antenna Factor (dB/m)	Cable Loss (dB)	Preamp Factor (dB)	Level (dBuV/m)	Limit Line (dBuV/m)	Over Limit (dB)	Pol.
10400.00	28.31	32.44	17.18	33.91	44.02	54.00	-9.98	V
15600.00	27.81	32.78	20.12	34.86	45.85	54.00	-8.15	V
10400.00	27.87	32.44	17.18	33.91	43.58	54.00	-10.42	H
15600.00	29.30	32.78	20.12	34.86	47.34	54.00	-6.66	H



Test mode:	IEEE 802.11ac(HT20)	Test channel:	High CH
------------	---------------------	---------------	---------

Peak value:

Frequency (MHz)	Read Level (dBuV)	Antenna Factor (dB/m)	Cable Loss (dB)	Preamp Factor (dB)	Level (dBuV/m)	Limit Line (dBuV/m)	Over Limit (dB)	Pol.
10480.00	39.49	32.59	18.02	33.92	56.18	68.20	-12.02	V
15720.00	39.43	32.87	20.15	34.88	57.57	68.20	-10.63	V
10480.00	41.64	32.59	18.02	33.92	58.33	68.20	-9.87	H
15720.00	39.69	32.87	20.15	34.88	57.83	68.20	-10.37	H

Average value:

Frequency (MHz)	Read Level (dBuV)	Antenna Factor (dB/m)	Cable Loss (dB)	Preamp Factor (dB)	Level (dBuV/m)	Limit Line (dBuV/m)	Over Limit (dB)	Pol.
10480.00	27.61	32.59	18.02	33.92	44.30	54.00	-9.70	V
15720.00	28.27	32.87	20.15	34.88	46.41	54.00	-7.59	V
10480.00	28.75	32.59	18.02	33.92	45.44	54.00	-8.56	H
15720.00	28.81	32.87	20.15	34.88	46.95	54.00	-7.05	H

Test mode:	IEEE 802.11n(HT40)	Test channel:	Low CH
------------	--------------------	---------------	--------

Peak value:

Frequency (MHz)	Read Level (dBuV)	Antenna Factor (dB/m)	Cable Loss (dB)	Preamp Factor (dB)	Level (dBuV/m)	Limit Line (dBuV/m)	Over Limit (dB)	Pol.
10380.00	41.10	31.98	17.08	33.91	56.25	68.20	-11.95	V
15570.00	40.17	32.65	20.03	34.85	58.00	68.20	-10.20	V
10380.00	41.44	31.98	17.08	33.91	56.59	68.20	-11.61	H
15570.00	41.25	32.65	20.03	34.85	59.08	68.20	-9.12	H

Average value:

Frequency (MHz)	Read Level (dBuV)	Antenna Factor (dB/m)	Cable Loss (dB)	Preamp Factor (dB)	Level (dBuV/m)	Limit Line (dBuV/m)	Over Limit (dB)	Pol.
10380.00	29.40	31.98	17.08	33.91	44.55	54.00	-9.45	V
15570.00	27.43	32.65	20.03	34.85	45.26	54.00	-8.74	V
10380.00	27.47	31.98	17.08	33.91	42.62	54.00	-11.38	H
15570.00	29.63	32.65	20.03	34.85	47.46	54.00	-6.54	H

Test mode:	IEEE 802.11n(HT40)	Test channel:	High CH
------------	--------------------	---------------	---------

Peak value:

Frequency (MHz)	Read Level (dBuV)	Antenna Factor (dB/m)	Cable Loss (dB)	Preamp Factor (dB)	Level (dBuV/m)	Limit Line (dBuV/m)	Over Limit (dB)	Pol.
10460.00	40.72	32.59	18.02	33.92	57.41	68.20	-10.79	V
15690.00	39.54	32.87	20.15	34.88	57.68	68.20	-10.52	V
10460.00	39.00	32.59	18.02	33.92	55.69	68.20	-12.51	H
15690.00	40.85	32.87	20.15	34.88	58.99	68.20	-9.21	H

Average value:

Frequency (MHz)	Read Level (dBuV)	Antenna Factor (dB/m)	Cable Loss (dB)	Preamp Factor (dB)	Level (dBuV/m)	Limit Line (dBuV/m)	Over Limit (dB)	Pol.
10460.00	28.59	32.59	18.02	33.92	45.28	54.00	-8.72	V
15690.00	28.41	32.87	20.15	34.88	46.55	54.00	-7.45	V
10460.00	29.31	32.59	18.02	33.92	46.00	54.00	-8.00	H
15690.00	27.68	32.78	20.12	34.86	45.72	54.00	-8.28	H

Test mode:	IEEE 802.11ac(HT40)	Test channel:	Low CH
------------	---------------------	---------------	--------

Peak value:

Frequency (MHz)	Read Level (dBuV)	Antenna Factor (dB/m)	Cable Loss (dB)	Preamp Factor (dB)	Level (dBuV/m)	Limit Line (dBuV/m)	Over Limit (dB)	Pol.
10380.00	39.61	31.98	17.08	33.91	54.76	68.20	-13.44	V
15570.00	39.76	32.65	20.03	34.85	57.59	68.20	-10.61	V
10380.00	40.62	31.98	17.08	33.91	55.77	68.20	-12.43	H
15570.00	41.71	32.65	20.03	34.85	59.54	68.20	-8.66	H

Average value:

Frequency (MHz)	Read Level (dBuV)	Antenna Factor (dB/m)	Cable Loss (dB)	Preamp Factor (dB)	Level (dBuV/m)	Limit Line (dBuV/m)	Over Limit (dB)	Pol.
10380.00	28.27	31.98	17.08	33.91	43.42	54.00	-10.58	V
15570.00	28.21	32.65	20.03	34.85	46.04	54.00	-7.96	V
10380.00	29.44	31.98	17.08	33.91	44.59	54.00	-9.41	H
15570.00	27.19	32.65	20.03	34.85	45.02	54.00	-8.98	H

Test mode:	IEEE 802.11ac(HT40)	Test channel:	High CH
------------	---------------------	---------------	---------

Peak value:

Frequency (MHz)	Read Level (dBuV)	Antenna Factor (dB/m)	Cable Loss (dB)	Preamp Factor (dB)	Level (dBuV/m)	Limit Line (dBuV/m)	Over Limit (dB)	Pol.
10460.00	40.85	32.59	18.02	33.92	57.54	68.20	-10.66	V
15690.00	41.68	32.87	20.15	34.88	59.82	68.20	-8.38	V
10460.00	40.61	32.59	18.02	33.92	57.30	68.20	-10.90	H
15690.00	41.38	32.87	20.15	34.88	59.52	68.20	-8.68	H

Average value:

Frequency (MHz)	Read Level (dBuV)	Antenna Factor (dB/m)	Cable Loss (dB)	Preamp Factor (dB)	Level (dBuV/m)	Limit Line (dBuV/m)	Over Limit (dB)	Pol.
10460.00	27.17	32.59	18.02	33.92	43.86	54.00	-10.14	V
15690.00	28.64	32.87	20.15	34.88	46.78	54.00	-7.22	V
10460.00	28.66	32.59	18.02	33.92	45.35	54.00	-8.65	H
15690.00	27.46	32.78	20.12	34.86	45.50	54.00	-8.50	H

Test mode:	IEEE 802.11ac(HT80)	Test channel:	
------------	---------------------	---------------	--

Peak value:

Frequency (MHz)	Read Level (dBuV)	Antenna Factor (dB/m)	Cable Loss (dB)	Preamp Factor (dB)	Level (dBuV/m)	Limit Line (dBuV/m)	Over Limit (dB)	Pol.
10420.00	41.63	32.44	17.18	33.91	57.34	68.20	-10.86	V
15630.00	40.75	32.78	20.12	34.86	58.79	68.20	-9.41	V
10420.00	39.35	32.44	17.18	33.91	55.06	68.20	-13.14	H
15630.00	39.67	32.78	20.12	34.86	57.71	68.20	-10.49	H

Average value:

Frequency (MHz)	Read Level (dBuV)	Antenna Factor (dB/m)	Cable Loss (dB)	Preamp Factor (dB)	Level (dBuV/m)	Limit Line (dBuV/m)	Over Limit (dB)	Pol.
10420.00	29.65	32.44	17.18	33.91	45.36	54.00	-8.64	V
15630.00	28.96	32.78	20.12	34.86	47.00	54.00	-7.00	V
10420.00	29.50	32.44	17.18	33.91	45.21	54.00	-8.79	H
15630.00	29.22	32.78	20.12	34.86	47.26	54.00	-6.74	H

Note:

1. Final Level =Receiver Read level + Antenna Factor + Cable Loss–Preamplifier Factor



**Radiated Band Edge:**

Test Mode: 802.11a								
Peak Value								
Frequency (MHz)	Read Level (dBuV)	Antenna Factor (dB/m)	Cable Loss (dB)	Preamp Factor (dB)	Level (dBuV/m)	Limit (dBuV/m)	Over Limit (dB)	Pol.
5150.00	46.55	28.65	13.58	31.04	57.74	74.00	-16.26	H
5350.00	48.56	29.16	14.68	31.96	60.44	74.00	-13.56	H
5150.00	48.59	28.65	13.58	31.04	59.78	74.00	-14.22	V
5350.00	45.09	29.16	14.68	31.96	56.97	74.00	-17.03	V
Average Value								
Frequency (MHz)	Read Level (dBuV)	Antenna Factor (dB/m)	Cable Loss (dB)	Preamp Factor (dB)	Level (dBuV/m)	Limit (dBuV/m)	Over Limit (dB)	Pol.
5150.00	34.89	28.65	13.58	31.04	46.08	54.00	-7.92	H
5350.00	33.81	29.16	14.68	31.96	45.69	54.00	-8.31	H
5150.00	34.38	28.65	13.58	31.04	45.57	54.00	-8.43	V
5350.00	32.18	29.16	14.68	31.96	44.06	54.00	-9.94	V

Test Mode: 802.11n20								
Peak Value								
Frequency (MHz)	Read Level (dBuV)	Antenna Factor (dB/m)	Cable Loss (dB)	Preamp Factor (dB)	Level (dBuV/m)	Limit (dBuV/m)	Over Limit (dB)	Pol.
5150.00	48.13	28.65	13.58	31.04	59.32	74.00	-14.68	H
5350.00	46.44	29.16	14.68	31.96	58.32	74.00	-15.68	H
5150.00	47.24	28.65	13.58	31.04	58.43	74.00	-15.57	V
5350.00	45.38	29.16	14.68	31.96	57.26	74.00	-16.74	V
Average Value								
Frequency (MHz)	Read Level (dBuV)	Antenna Factor (dB/m)	Cable Loss (dB)	Preamp Factor (dB)	Level (dBuV/m)	Limit (dBuV/m)	Over Limit (dB)	Pol.
5150.00	33.73	28.65	13.58	31.04	44.92	54.00	-9.08	H
5350.00	34.93	29.16	14.68	31.96	46.81	54.00	-7.19	H
5150.00	32.98	28.65	13.58	31.04	44.17	54.00	-9.83	V
5350.00	33.59	29.16	14.68	31.96	45.47	54.00	-8.53	V

Test Mode: 802.11ac20								
Peak Value								
Frequency (MHz)	Read Level (dBuV)	Antenna Factor (dB/m)	Cable Loss (dB)	Preamp Factor (dB)	Level (dBuV/m)	Limit (dBuV/m)	Over Limit (dB)	Pol.
5150.00	45.27	28.65	13.58	31.04	56.46	74.00	-17.54	H
5350.00	47.55	29.16	14.68	31.96	59.43	74.00	-14.57	H
5150.00	47.88	28.65	13.58	31.04	59.07	74.00	-14.93	V
5350.00	45.38	29.16	14.68	31.96	57.26	74.00	-16.74	V
Average Value								
Frequency (MHz)	Read Level (dBuV)	Antenna Factor (dB/m)	Cable Loss (dB)	Preamp Factor (dB)	Level (dBuV/m)	Limit (dBuV/m)	Over Limit (dB)	Pol.
5150.00	32.47	28.65	13.58	31.04	43.66	54.00	-10.34	H
5350.00	33.59	29.16	14.68	31.96	45.47	54.00	-8.53	H
5150.00	34.10	28.65	13.58	31.04	45.29	54.00	-8.71	V
5350.00	32.34	29.16	14.68	31.96	44.22	54.00	-9.78	V

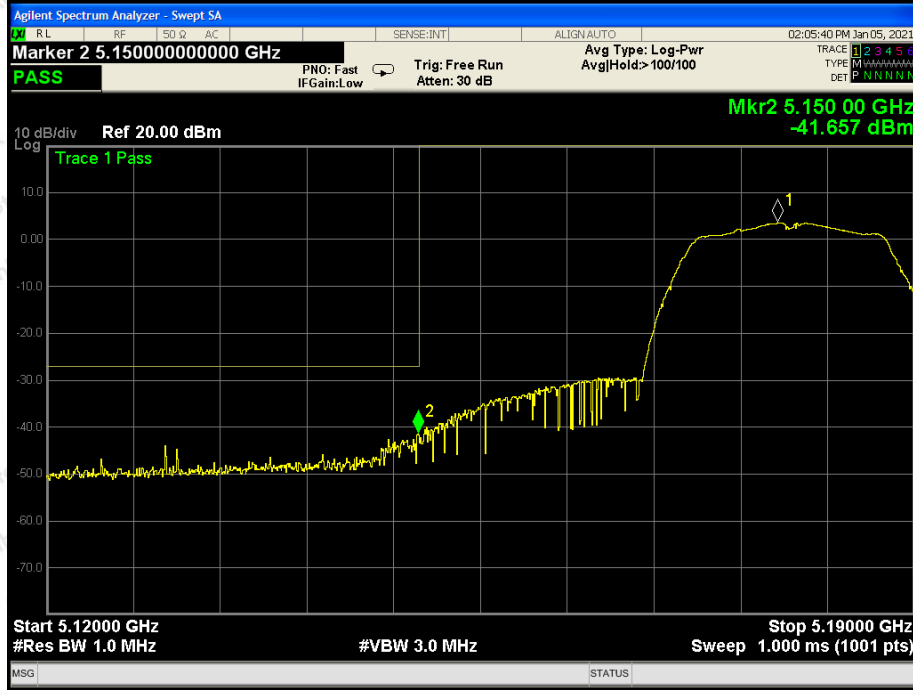
Test Mode: 802.11n40								
Peak Value								
Frequency (MHz)	Read Level (dBuV)	Antenna Factor (dB/m)	Cable Loss (dB)	Preamp Factor (dB)	Level (dBuV/m)	Limit (dBuV/m)	Over Limit (dB)	Pol.
5150.00	47.99	28.65	13.58	31.04	59.18	74.00	-14.82	H
5350.00	47.00	29.16	14.68	31.96	58.88	74.00	-15.12	H
5150.00	46.10	28.65	13.58	31.04	57.29	74.00	-16.71	V
5350.00	48.32	29.16	14.68	31.96	60.20	74.00	-13.80	V
Average Value								
Frequency (MHz)	Read Level (dBuV)	Antenna Factor (dB/m)	Cable Loss (dB)	Preamp Factor (dB)	Level (dBuV/m)	Limit (dBuV/m)	Over Limit (dB)	Pol.
5150.00	32.61	28.65	13.58	31.04	43.80	54.00	-10.20	H
5350.00	33.01	29.16	14.68	31.96	44.89	54.00	-9.11	H
5150.00	34.25	28.65	13.58	31.04	45.44	54.00	-8.56	V
5350.00	33.51	29.16	14.68	31.96	45.39	54.00	-8.61	V

Test Mode: 802.11ac40								
Peak Value								
Frequency (MHz)	Read Level (dBuV)	Antenna Factor (dB/m)	Cable Loss (dB)	Preamp Factor (dB)	Level (dBuV/m)	Limit (dBuV/m)	Over Limit (dB)	Pol.
5150.00	48.69	28.65	13.58	31.04	59.88	74.00	-14.12	H
5350.00	48.59	29.16	14.68	31.96	60.47	74.00	-13.53	H
5150.00	45.98	28.65	13.58	31.04	57.17	74.00	-16.83	V
5350.00	47.36	29.16	14.68	31.96	59.24	74.00	-14.76	V
Average Value								
Frequency (MHz)	Read Level (dBuV)	Antenna Factor (dB/m)	Cable Loss (dB)	Preamp Factor (dB)	Level (dBuV/m)	Limit (dBuV/m)	Over Limit (dB)	Pol.
5150.00	33.81	28.65	13.58	31.04	45.00	54.00	-9.00	H
5350.00	34.29	29.16	14.68	31.96	46.17	54.00	-7.83	H
5150.00	34.04	28.65	13.58	31.04	45.23	54.00	-8.77	V
5350.00	32.46	29.16	14.68	31.96	44.34	54.00	-9.66	V

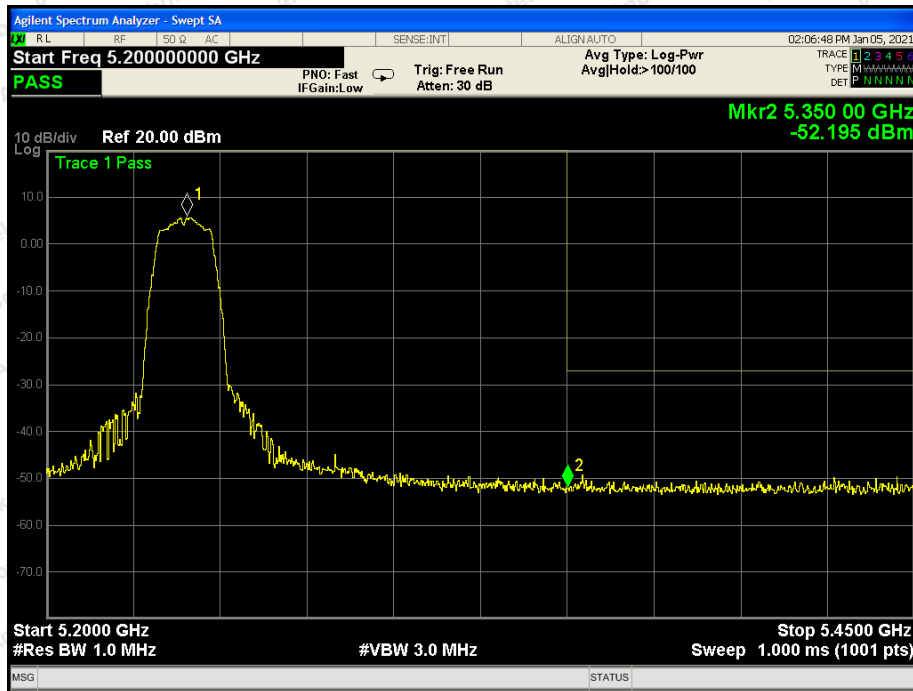
Test Mode: 802.11ac80								
Peak Value								
Frequency (MHz)	Read Level (dBuV)	Antenna Factor (dB/m)	Cable Loss (dB)	Preamp Factor (dB)	Level (dBuV/m)	Limit (dBuV/m)	Over Limit (dB)	Pol.
5150.00	45.21	28.65	13.58	31.04	56.40	74.00	-17.60	H
5350.00	47.81	29.16	14.68	31.96	59.69	74.00	-14.31	H
5150.00	48.43	28.65	13.58	31.04	59.62	74.00	-14.38	V
5350.00	46.90	29.16	14.68	31.96	58.78	74.00	-15.22	V
Average Value								
Frequency (MHz)	Read Level (dBuV)	Antenna Factor (dB/m)	Cable Loss (dB)	Preamp Factor (dB)	Level (dBuV/m)	Limit (dBuV/m)	Over Limit (dB)	Pol.
5150.00	33.34	28.65	13.58	31.04	44.53	54.00	-9.47	H
5350.00	34.74	29.16	14.68	31.96	46.62	54.00	-7.38	H
5150.00	33.39	28.65	13.58	31.04	44.58	54.00	-9.42	V
5350.00	34.00	29.16	14.68	31.96	45.88	54.00	-8.12	V



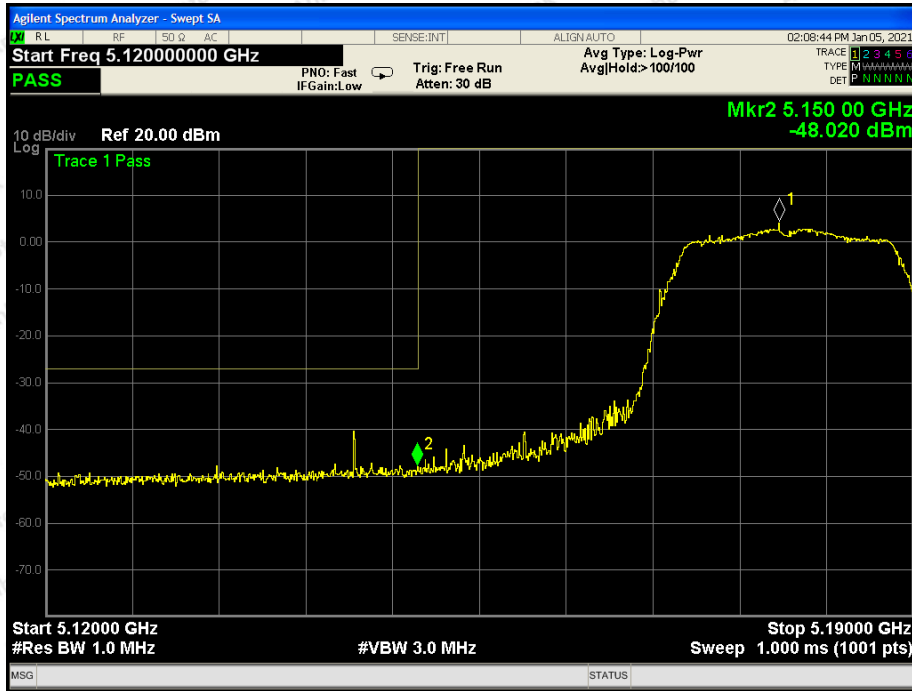
For conducted test:



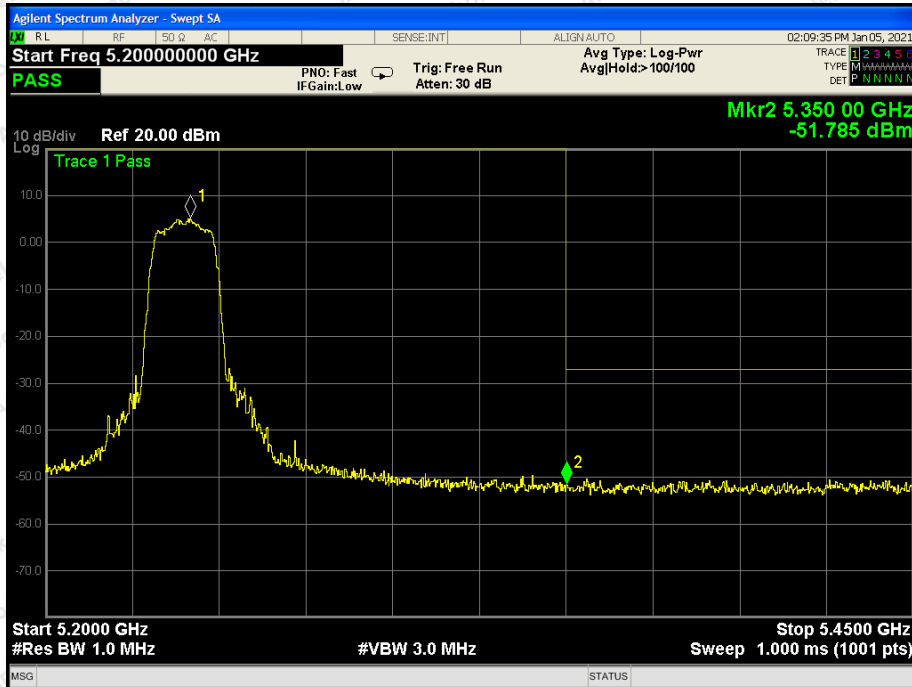
802.11a: Band Edge, Left Side



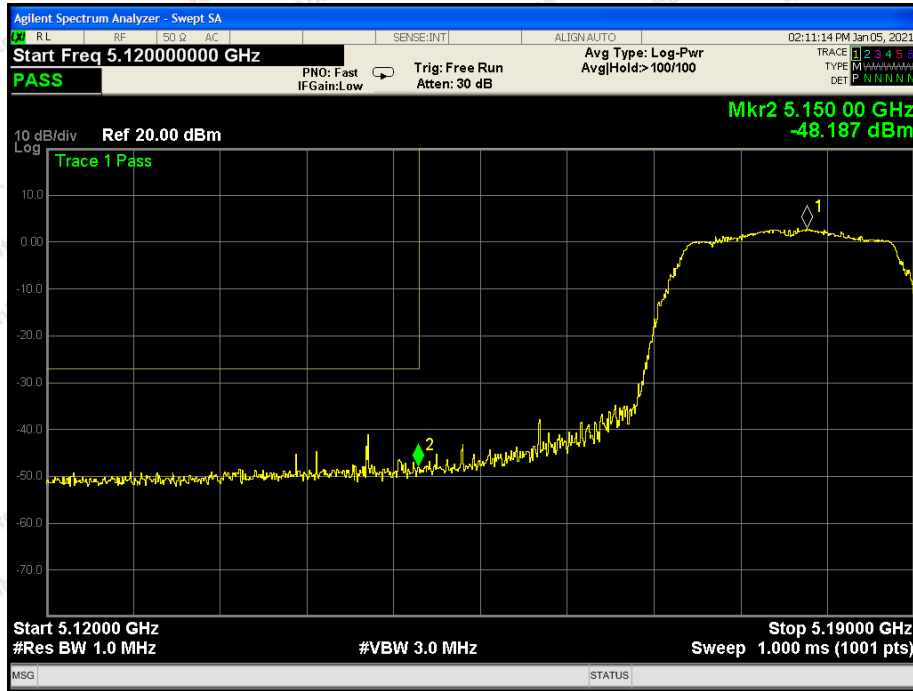
802.11a: Band Edge, Right Side



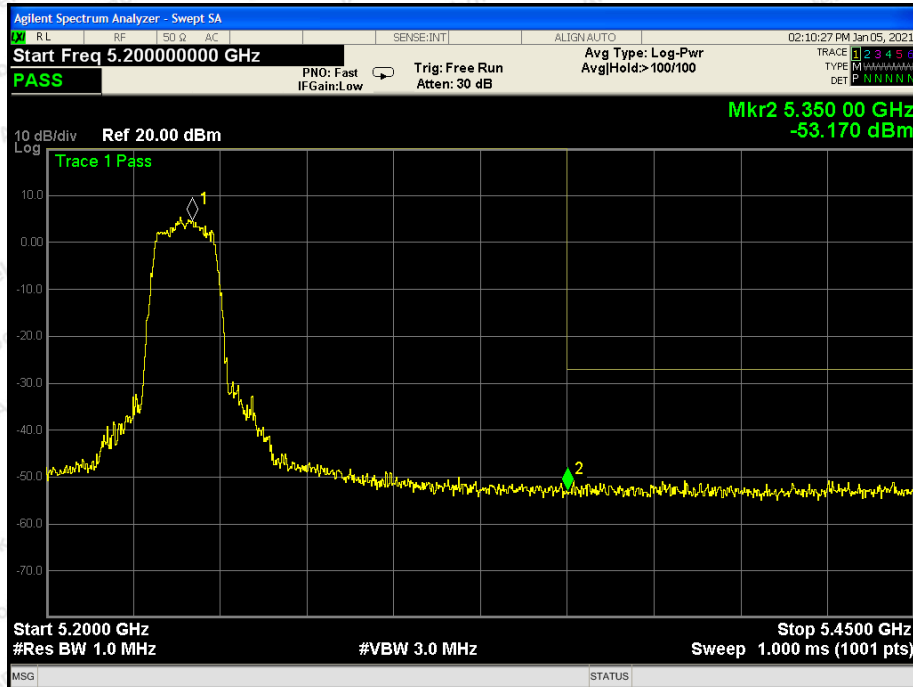
802.11n(20): Band Edge, Left Side



802.11n(20): Band Edge, Right Side

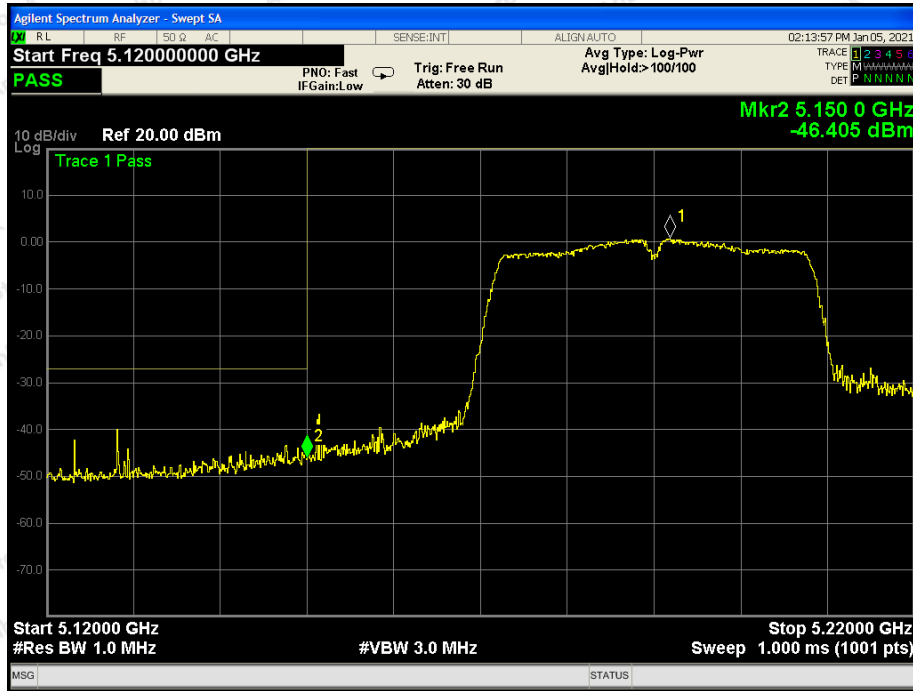


802.11ac(20): Band Edge, Left Side

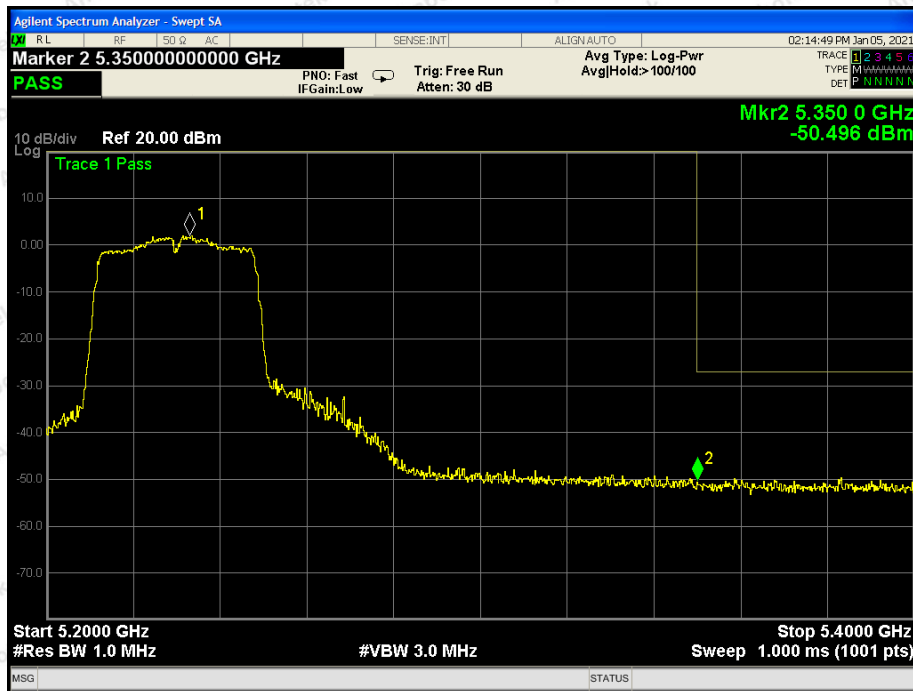


802.11ac(20): Band Edge, Right Side

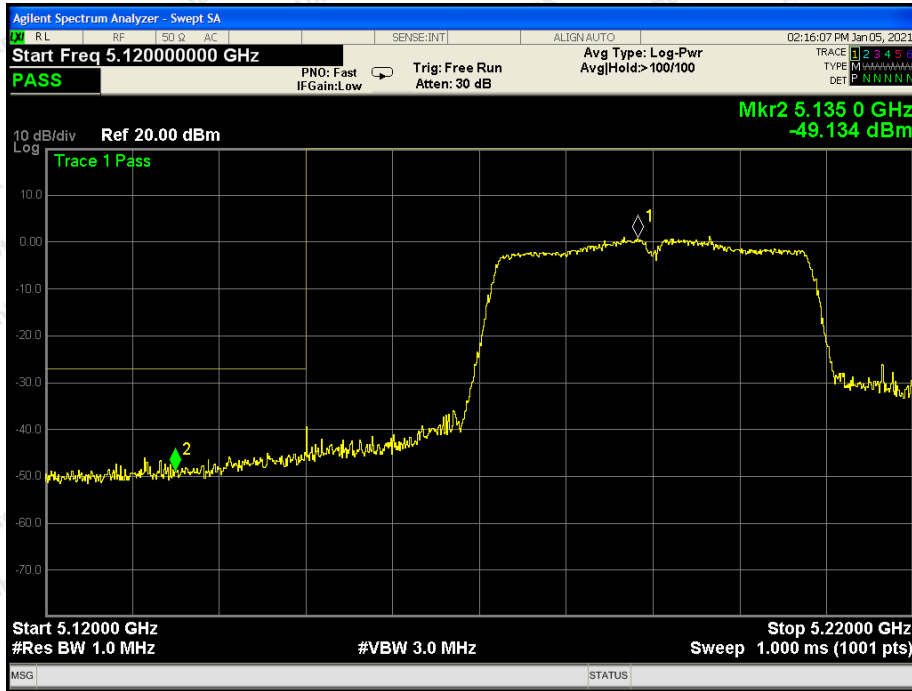




802.11n(40): Band Edge, Left Side



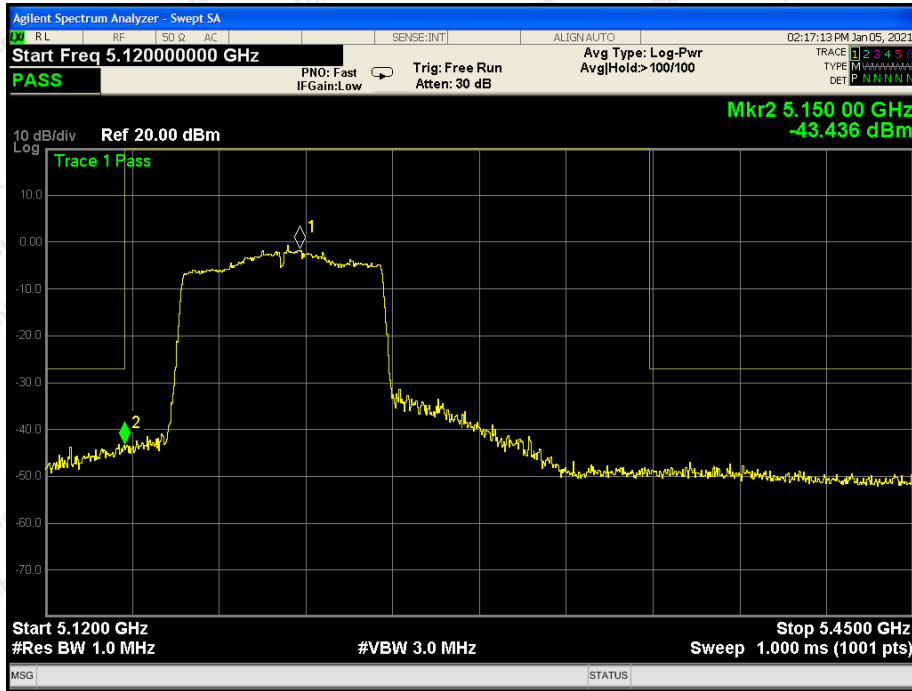
802.11n(40): Band Edge, Right Side



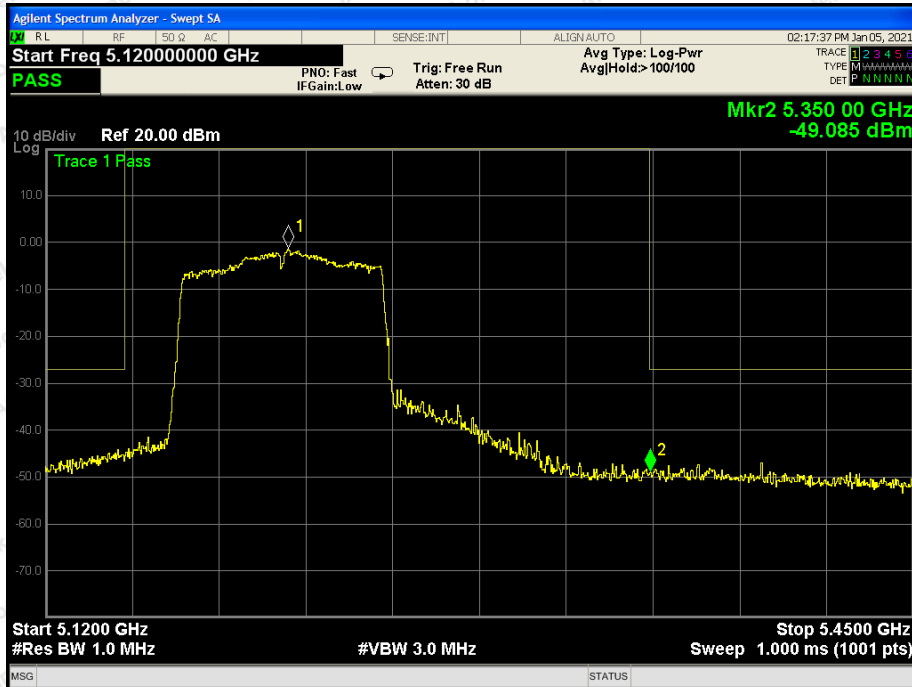
802.11ac(40): Band Edge, Left Side



802.11ac(40): Band Edge, Right Side



802.11ac(80): Band Edge



802.11ac(80): Band Edge



**Test Results (Above 1000MHz)**

**ANT B:**

Test mode:	IEEE 802.11a	Test channel:	Low CH
------------	--------------	---------------	--------

Peak value:

Frequency (MHz)	Read Level (dBuV)	Antenna Factor (dB/m)	Cable Loss (dB)	Preamp Factor (dB)	Level (dBuV/m)	Limit Line (dBuV/m)	Over Limit (dB)	Pol.
10360.00	41.37	31.98	17.08	33.91	56.52	68.20	-11.68	V
15540.00	39.23	32.65	20.03	34.85	57.06	68.20	-11.14	V
10360.00	40.46	31.98	17.08	33.91	55.61	68.20	-12.59	H
15540.00	39.68	32.65	20.03	34.85	57.51	68.20	-10.69	H

Average value:

Frequency (MHz)	Read Level (dBuV)	Antenna Factor (dB/m)	Cable Loss (dB)	Preamp Factor (dB)	Level (dBuV/m)	Limit Line (dBuV/m)	Over Limit (dB)	Pol.
10360.00	29.18	31.98	17.08	33.91	44.33	54.00	-9.67	V
15540.00	28.42	32.65	20.03	34.85	46.25	54.00	-7.75	V
10360.00	28.72	31.98	17.08	33.91	43.87	54.00	-10.13	H
15540.00	29.10	32.65	20.03	34.85	46.93	54.00	-7.07	H

Test mode:	IEEE 802.11a	Test channel:	Mid CH
------------	--------------	---------------	--------

Peak value:

Frequency (MHz)	Read Level (dBuV)	Antenna Factor (dB/m)	Cable Loss (dB)	Preamp Factor (dB)	Level (dBuV/m)	Limit Line (dBuV/m)	Over Limit (dB)	Pol.
10400.00	39.79	32.44	17.18	33.91	55.50	68.20	-12.70	V
15600.00	40.24	32.78	20.12	34.86	58.28	68.20	-9.92	V
10400.00	39.73	32.44	17.18	33.91	55.44	68.20	-12.76	H
15600.00	41.61	32.78	20.12	34.86	59.65	68.20	-8.55	H

Average value:

Frequency (MHz)	Read Level (dBuV)	Antenna Factor (dB/m)	Cable Loss (dB)	Preamp Factor (dB)	Level (dBuV/m)	Limit Line (dBuV/m)	Over Limit (dB)	Pol.
10400.00	29.93	32.44	17.18	33.91	45.64	54.00	-8.36	V
15600.00	27.53	32.78	20.12	34.86	45.57	54.00	-8.43	V
10400.00	28.35	32.44	17.18	33.91	44.06	54.00	-9.94	H
15600.00	27.50	32.78	20.12	34.86	45.54	54.00	-8.46	H

Test mode:	IEEE 802.11a	Test channel:	High CH
------------	--------------	---------------	---------

Peak value:

Frequency (MHz)	Read Level (dBuV)	Antenna Factor (dB/m)	Cable Loss (dB)	Preamp Factor (dB)	Level (dBuV/m)	Limit Line (dBuV/m)	Over Limit (dB)	Pol.
10480.00	39.54	32.59	18.02	33.92	56.23	68.20	-11.97	V
15720.00	40.73	32.87	20.15	34.88	58.87	68.20	-9.33	V
10480.00	39.21	32.59	18.02	33.92	55.90	68.20	-12.30	H
15720.00	39.52	32.87	20.15	34.88	57.66	68.20	-10.54	H

Average value:

Frequency (MHz)	Read Level (dBuV)	Antenna Factor (dB/m)	Cable Loss (dB)	Preamp Factor (dB)	Level (dBuV/m)	Limit Line (dBuV/m)	Over Limit (dB)	Pol.
10480.00	28.89	32.59	18.02	33.92	45.58	54.00	-8.42	V
15720.00	27.62	32.87	20.15	34.88	45.76	54.00	-8.24	V
10480.00	29.65	32.59	18.02	33.92	46.34	54.00	-7.66	H
15720.00	27.97	32.87	20.15	34.88	46.11	54.00	-7.89	H

Test mode:	IEEE 802.11n(HT20)	Test channel:	Low CH
------------	--------------------	---------------	--------

Peak value:

Frequency (MHz)	Read Level (dBuV)	Antenna Factor (dB/m)	Cable Loss (dB)	Preamp Factor (dB)	Level (dBuV/m)	Limit Line (dBuV/m)	Over Limit (dB)	Pol.
10360.00	39.80	31.98	17.08	33.91	54.95	68.20	-13.25	V
15540.00	39.67	32.65	20.03	34.85	57.50	68.20	-10.70	V
10360.00	40.14	31.98	17.08	33.91	55.29	68.20	-12.91	H
15540.00	40.76	32.65	20.03	34.85	58.59	68.20	-9.61	H

Average value:

Frequency (MHz)	Read Level (dBuV)	Antenna Factor (dB/m)	Cable Loss (dB)	Preamp Factor (dB)	Level (dBuV/m)	Limit Line (dBuV/m)	Over Limit (dB)	Pol.
10360.00	29.87	31.98	17.08	33.91	45.02	54.00	-8.98	V
15540.00	29.68	32.65	20.03	34.85	47.51	54.00	-6.49	V
10360.00	27.92	31.98	17.08	33.91	43.07	54.00	-10.93	H
15540.00	27.32	32.65	20.03	34.85	45.15	54.00	-8.85	H

Test mode:	IEEE 802.11n(HT20)	Test channel:	Mid CH
------------	--------------------	---------------	--------

Peak value:

Frequency (MHz)	Read Level (dBuV)	Antenna Factor (dB/m)	Cable Loss (dB)	Preamp Factor (dB)	Level (dBuV/m)	Limit Line (dBuV/m)	Over Limit (dB)	Pol.
10400.00	41.26	32.44	17.18	33.91	56.97	68.20	-11.23	V
15600.00	41.38	32.78	20.12	34.86	59.42	68.20	-8.78	V
10400.00	41.89	32.44	17.18	33.91	57.60	68.20	-10.60	H
15600.00	39.98	32.78	20.12	34.86	58.02	68.20	-10.18	H

Average value:

Frequency (MHz)	Read Level (dBuV)	Antenna Factor (dB/m)	Cable Loss (dB)	Preamp Factor (dB)	Level (dBuV/m)	Limit Line (dBuV/m)	Over Limit (dB)	Pol.
10400.00	27.14	32.44	17.18	33.91	42.85	54.00	-11.15	V
15600.00	29.95	32.78	20.12	34.86	47.99	54.00	-6.01	V
10400.00	27.29	32.44	17.18	33.91	43.00	54.00	-11.00	H
15600.00	29.39	32.78	20.12	34.86	47.43	54.00	-6.57	H

Test mode:	IEEE 802.11n(HT20)	Test channel:	High CH
------------	--------------------	---------------	---------

Peak value:

Frequency (MHz)	Read Level (dBuV)	Antenna Factor (dB/m)	Cable Loss (dB)	Preamp Factor (dB)	Level (dBuV/m)	Limit Line (dBuV/m)	Over Limit (dB)	Pol.
10480.00	40.35	32.59	18.02	33.92	57.04	68.20	-11.16	V
15720.00	39.52	32.87	20.15	34.88	57.66	68.20	-10.54	V
10480.00	40.98	32.59	18.02	33.92	57.67	68.20	-10.53	H
15720.00	40.26	32.87	20.15	34.88	58.40	68.20	-9.80	H

Average value:

Frequency (MHz)	Read Level (dBuV)	Antenna Factor (dB/m)	Cable Loss (dB)	Preamp Factor (dB)	Level (dBuV/m)	Limit Line (dBuV/m)	Over Limit (dB)	Pol.
10480.00	27.64	32.59	18.02	33.92	44.33	54.00	-9.67	V
15720.00	28.91	32.87	20.15	34.88	47.05	54.00	-6.95	V
10480.00	29.23	32.59	18.02	33.92	45.92	54.00	-8.08	H
15720.00	29.96	32.87	20.15	34.88	48.10	54.00	-5.90	H



Test mode:	IEEE 802.11ac(HT20)	Test channel:	Low CH
------------	---------------------	---------------	--------

Peak value:

Frequency (MHz)	Read Level (dBuV)	Antenna Factor (dB/m)	Cable Loss (dB)	Preamp Factor (dB)	Level (dBuV/m)	Limit Line (dBuV/m)	Over Limit (dB)	Pol.
10360.00	41.07	31.98	17.08	33.91	56.22	68.20	-11.98	V
15540.00	40.97	32.65	20.03	34.85	58.80	68.20	-9.40	V
10360.00	41.26	31.98	17.08	33.91	56.41	68.20	-11.79	H
15540.00	41.54	32.65	20.03	34.85	59.37	68.20	-8.83	H

Average value:

Frequency (MHz)	Read Level (dBuV)	Antenna Factor (dB/m)	Cable Loss (dB)	Preamp Factor (dB)	Level (dBuV/m)	Limit Line (dBuV/m)	Over Limit (dB)	Pol.
10360.00	28.29	31.98	17.08	33.91	43.44	54.00	-10.56	V
15540.00	27.95	32.65	20.03	34.85	45.78	54.00	-8.22	V
10360.00	27.34	31.98	17.08	33.91	42.49	54.00	-11.51	H
15540.00	27.63	32.65	20.03	34.85	45.46	54.00	-8.54	H

Test mode:	IEEE 802.11ac(HT20)	Test channel:	Mid CH
------------	---------------------	---------------	--------

Peak value:

Frequency (MHz)	Read Level (dBuV)	Antenna Factor (dB/m)	Cable Loss (dB)	Preamp Factor (dB)	Level (dBuV/m)	Limit Line (dBuV/m)	Over Limit (dB)	Pol.
10400.00	41.81	32.44	17.18	33.91	57.52	68.20	-10.68	V
15600.00	41.81	32.78	20.12	34.86	59.85	68.20	-8.35	V
10400.00	41.52	32.44	17.18	33.91	57.23	68.20	-10.97	H
15600.00	41.94	32.78	20.12	34.86	59.98	68.20	-8.22	H

Average value:

Frequency (MHz)	Read Level (dBuV)	Antenna Factor (dB/m)	Cable Loss (dB)	Preamp Factor (dB)	Level (dBuV/m)	Limit Line (dBuV/m)	Over Limit (dB)	Pol.
10400.00	29.28	32.44	17.18	33.91	44.99	54.00	-9.01	V
15600.00	28.21	32.78	20.12	34.86	46.25	54.00	-7.75	V
10400.00	27.20	32.44	17.18	33.91	42.91	54.00	-11.09	H
15600.00	28.22	32.78	20.12	34.86	46.26	54.00	-7.74	H

Test mode:	IEEE 802.11ac(HT20)	Test channel:	High CH
------------	---------------------	---------------	---------

Peak value:

Frequency (MHz)	Read Level (dBuV)	Antenna Factor (dB/m)	Cable Loss (dB)	Preamp Factor (dB)	Level (dBuV/m)	Limit Line (dBuV/m)	Over Limit (dB)	Pol.
10480.00	40.77	32.59	18.02	33.92	57.46	68.20	-10.74	V
15720.00	40.71	32.87	20.15	34.88	58.85	68.20	-9.35	V
10480.00	39.90	32.59	18.02	33.92	56.59	68.20	-11.61	H
15720.00	41.84	32.87	20.15	34.88	59.98	68.20	-8.22	H

Average value:

Frequency (MHz)	Read Level (dBuV)	Antenna Factor (dB/m)	Cable Loss (dB)	Preamp Factor (dB)	Level (dBuV/m)	Limit Line (dBuV/m)	Over Limit (dB)	Pol.
10480.00	28.24	32.59	18.02	33.92	44.93	54.00	-9.07	V
15720.00	29.01	32.87	20.15	34.88	47.15	54.00	-6.85	V
10480.00	29.20	32.59	18.02	33.92	45.89	54.00	-8.11	H
15720.00	29.48	32.87	20.15	34.88	47.62	54.00	-6.38	H

Test mode:	IEEE 802.11n(HT40)	Test channel:	Low CH
------------	--------------------	---------------	--------

Peak value:

Frequency (MHz)	Read Level (dBuV)	Antenna Factor (dB/m)	Cable Loss (dB)	Preamp Factor (dB)	Level (dBuV/m)	Limit Line (dBuV/m)	Over Limit (dB)	Pol.
10380.00	41.29	31.98	17.08	33.91	56.44	68.20	-11.76	V
15570.00	40.04	32.65	20.03	34.85	57.87	68.20	-10.33	V
10380.00	40.30	31.98	17.08	33.91	55.45	68.20	-12.75	H
15570.00	39.94	32.65	20.03	34.85	57.77	68.20	-10.43	H

Average value:

Frequency (MHz)	Read Level (dBuV)	Antenna Factor (dB/m)	Cable Loss (dB)	Preamp Factor (dB)	Level (dBuV/m)	Limit Line (dBuV/m)	Over Limit (dB)	Pol.
10380.00	28.82	31.98	17.08	33.91	43.97	54.00	-10.03	V
15570.00	27.08	32.65	20.03	34.85	44.91	54.00	-9.09	V
10380.00	28.75	31.98	17.08	33.91	43.90	54.00	-10.10	H
15570.00	27.73	32.65	20.03	34.85	45.56	54.00	-8.44	H

Test mode:	IEEE 802.11n(HT40)	Test channel:	High CH
------------	--------------------	---------------	---------

Peak value:

Frequency (MHz)	Read Level (dBuV)	Antenna Factor (dB/m)	Cable Loss (dB)	Preamp Factor (dB)	Level (dBuV/m)	Limit Line (dBuV/m)	Over Limit (dB)	Pol.
10460.00	41.53	32.59	18.02	33.92	58.22	68.20	-9.98	V
15690.00	41.46	32.87	20.15	34.88	59.60	68.20	-8.60	V
10460.00	41.80	32.59	18.02	33.92	58.49	68.20	-9.71	H
15690.00	39.53	32.87	20.15	34.88	57.67	68.20	-10.53	H

Average value:

Frequency (MHz)	Read Level (dBuV)	Antenna Factor (dB/m)	Cable Loss (dB)	Preamp Factor (dB)	Level (dBuV/m)	Limit Line (dBuV/m)	Over Limit (dB)	Pol.
10460.00	28.89	32.59	18.02	33.92	45.58	54.00	-8.42	V
15690.00	28.12	32.87	20.15	34.88	46.26	54.00	-7.74	V
10460.00	27.60	32.59	18.02	33.92	44.29	54.00	-9.71	H
15690.00	29.94	32.78	20.12	34.86	47.98	54.00	-6.02	H

Test mode:	IEEE 802.11ac(HT40)	Test channel:	Low CH
------------	---------------------	---------------	--------

Peak value:

Frequency (MHz)	Read Level (dBuV)	Antenna Factor (dB/m)	Cable Loss (dB)	Preamp Factor (dB)	Level (dBuV/m)	Limit Line (dBuV/m)	Over Limit (dB)	Pol.
10380.00	39.98	31.98	17.08	33.91	55.13	68.20	-13.07	V
15570.00	41.67	32.65	20.03	34.85	59.50	68.20	-8.70	V
10380.00	41.87	31.98	17.08	33.91	57.02	68.20	-11.18	H
15570.00	40.70	32.65	20.03	34.85	58.53	68.20	-9.67	H

Average value:

Frequency (MHz)	Read Level (dBuV)	Antenna Factor (dB/m)	Cable Loss (dB)	Preamp Factor (dB)	Level (dBuV/m)	Limit Line (dBuV/m)	Over Limit (dB)	Pol.
10380.00	29.42	31.98	17.08	33.91	44.57	54.00	-9.43	V
15570.00	29.94	32.65	20.03	34.85	47.77	54.00	-6.23	V
10380.00	27.52	31.98	17.08	33.91	42.67	54.00	-11.33	H
15570.00	28.99	32.65	20.03	34.85	46.82	54.00	-7.18	H



Test mode:	IEEE 802.11ac(HT40)	Test channel:	High CH
------------	---------------------	---------------	---------

Peak value:

Frequency (MHz)	Read Level (dBuV)	Antenna Factor (dB/m)	Cable Loss (dB)	Preamp Factor (dB)	Level (dBuV/m)	Limit Line (dBuV/m)	Over Limit (dB)	Pol.
10460.00	40.67	32.59	18.02	33.92	57.36	68.20	-10.84	V
15690.00	41.39	32.87	20.15	34.88	59.53	68.20	-8.67	V
10460.00	39.54	32.59	18.02	33.92	56.23	68.20	-11.97	H
15690.00	40.48	32.87	20.15	34.88	58.62	68.20	-9.58	H

Average value:

Frequency (MHz)	Read Level (dBuV)	Antenna Factor (dB/m)	Cable Loss (dB)	Preamp Factor (dB)	Level (dBuV/m)	Limit Line (dBuV/m)	Over Limit (dB)	Pol.
10460.00	28.64	32.59	18.02	33.92	45.33	54.00	-8.67	V
15690.00	27.93	32.87	20.15	34.88	46.07	54.00	-7.93	V
10460.00	29.06	32.59	18.02	33.92	45.75	54.00	-8.25	H
15690.00	28.90	32.78	20.12	34.86	46.94	54.00	-7.06	H

Test mode:	IEEE 802.11ac(HT80)	Test channel:	
------------	---------------------	---------------	--

Peak value:

Frequency (MHz)	Read Level (dBuV)	Antenna Factor (dB/m)	Cable Loss (dB)	Preamp Factor (dB)	Level (dBuV/m)	Limit Line (dBuV/m)	Over Limit (dB)	Pol.
10420.00	39.01	32.44	17.18	33.91	54.72	68.20	-13.48	V
15630.00	39.48	32.78	20.12	34.86	57.52	68.20	-10.68	V
10420.00	39.23	32.44	17.18	33.91	54.94	68.20	-13.26	H
15630.00	41.61	32.78	20.12	34.86	59.65	68.20	-8.55	H

Average value:

Frequency (MHz)	Read Level (dBuV)	Antenna Factor (dB/m)	Cable Loss (dB)	Preamp Factor (dB)	Level (dBuV/m)	Limit Line (dBuV/m)	Over Limit (dB)	Pol.
10420.00	28.81	32.44	17.18	33.91	44.52	54.00	-9.48	V
15630.00	27.43	32.78	20.12	34.86	45.47	54.00	-8.53	V
10420.00	27.00	32.44	17.18	33.91	42.71	54.00	-11.29	H
15630.00	27.59	32.78	20.12	34.86	45.63	54.00	-8.37	H

Note:

1. Final Level =Receiver Read level + Antenna Factor + Cable Loss–Preamplifier Factor

**Radiated Band Edge:**

Test Mode: 802.11a								
Peak Value								
Frequency (MHz)	Read Level (dBuV)	Antenna Factor (dB/m)	Cable Loss (dB)	Preamp Factor (dB)	Level (dBuV/m)	Limit (dBuV/m)	Over Limit (dB)	Pol.
5150.00	47.32	28.65	13.58	31.04	58.51	74.00	-15.49	H
5350.00	45.21	29.16	14.68	31.96	57.09	74.00	-16.91	H
5150.00	45.93	28.65	13.58	31.04	57.12	74.00	-16.88	V
5350.00	48.24	29.16	14.68	31.96	60.12	74.00	-13.88	V
Average Value								
Frequency (MHz)	Read Level (dBuV)	Antenna Factor (dB/m)	Cable Loss (dB)	Preamp Factor (dB)	Level (dBuV/m)	Limit (dBuV/m)	Over Limit (dB)	Pol.
5150.00	33.72	28.65	13.58	31.04	44.91	54.00	-9.09	H
5350.00	32.11	29.16	14.68	31.96	43.99	54.00	-10.01	H
5150.00	34.57	28.65	13.58	31.04	45.76	54.00	-8.24	V
5350.00	32.19	29.16	14.68	31.96	44.07	54.00	-9.93	V

Test Mode: 802.11n20								
Peak Value								
Frequency (MHz)	Read Level (dBuV)	Antenna Factor (dB/m)	Cable Loss (dB)	Preamp Factor (dB)	Level (dBuV/m)	Limit (dBuV/m)	Over Limit (dB)	Pol.
5150.00	45.65	28.65	13.58	31.04	56.84	74.00	-17.16	H
5350.00	48.94	29.16	14.68	31.96	60.82	74.00	-13.18	H
5150.00	47.55	28.65	13.58	31.04	58.74	74.00	-15.26	V
5350.00	48.96	29.16	14.68	31.96	60.84	74.00	-13.16	V
Average Value								
Frequency (MHz)	Read Level (dBuV)	Antenna Factor (dB/m)	Cable Loss (dB)	Preamp Factor (dB)	Level (dBuV/m)	Limit (dBuV/m)	Over Limit (dB)	Pol.
5150.00	32.57	28.65	13.58	31.04	43.76	54.00	-10.24	H
5350.00	34.13	29.16	14.68	31.96	46.01	54.00	-7.99	H
5150.00	32.04	28.65	13.58	31.04	43.23	54.00	-10.77	V
5350.00	32.16	29.16	14.68	31.96	44.04	54.00	-9.96	V

Test Mode: 802.11ac20								
Peak Value								
Frequency (MHz)	Read Level (dBuV)	Antenna Factor (dB/m)	Cable Loss (dB)	Preamp Factor (dB)	Level (dBuV/m)	Limit (dBuV/m)	Over Limit (dB)	Pol.
5150.00	46.17	28.65	13.58	31.04	57.36	74.00	-16.64	H
5350.00	46.53	29.16	14.68	31.96	58.41	74.00	-15.59	H
5150.00	45.12	28.65	13.58	31.04	56.31	74.00	-17.69	V
5350.00	47.44	29.16	14.68	31.96	59.32	74.00	-14.68	V
Average Value								
Frequency (MHz)	Read Level (dBuV)	Antenna Factor (dB/m)	Cable Loss (dB)	Preamp Factor (dB)	Level (dBuV/m)	Limit (dBuV/m)	Over Limit (dB)	Pol.
5150.00	33.34	28.65	13.58	31.04	44.53	54.00	-9.47	H
5350.00	34.24	29.16	14.68	31.96	46.12	54.00	-7.88	H
5150.00	33.03	28.65	13.58	31.04	44.22	54.00	-9.78	V
5350.00	34.34	29.16	14.68	31.96	46.22	54.00	-7.78	V

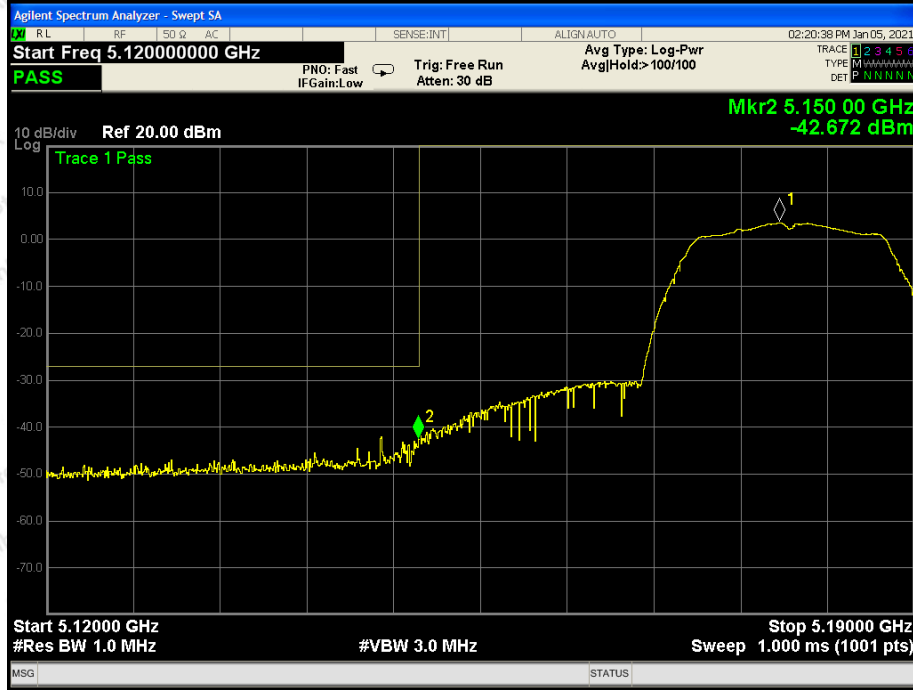
Test Mode: 802.11n40								
Peak Value								
Frequency (MHz)	Read Level (dBuV)	Antenna Factor (dB/m)	Cable Loss (dB)	Preamp Factor (dB)	Level (dBuV/m)	Limit (dBuV/m)	Over Limit (dB)	Pol.
5150.00	48.89	28.65	13.58	31.04	60.08	74.00	-13.92	H
5350.00	45.47	29.16	14.68	31.96	57.35	74.00	-16.65	H
5150.00	45.95	28.65	13.58	31.04	57.14	74.00	-16.86	V
5350.00	46.43	29.16	14.68	31.96	58.31	74.00	-15.69	V
Average Value								
Frequency (MHz)	Read Level (dBuV)	Antenna Factor (dB/m)	Cable Loss (dB)	Preamp Factor (dB)	Level (dBuV/m)	Limit (dBuV/m)	Over Limit (dB)	Pol.
5150.00	34.15	28.65	13.58	31.04	45.34	54.00	-8.66	H
5350.00	32.43	29.16	14.68	31.96	44.31	54.00	-9.69	H
5150.00	32.16	28.65	13.58	31.04	43.35	54.00	-10.65	V
5350.00	32.96	29.16	14.68	31.96	44.84	54.00	-9.16	V



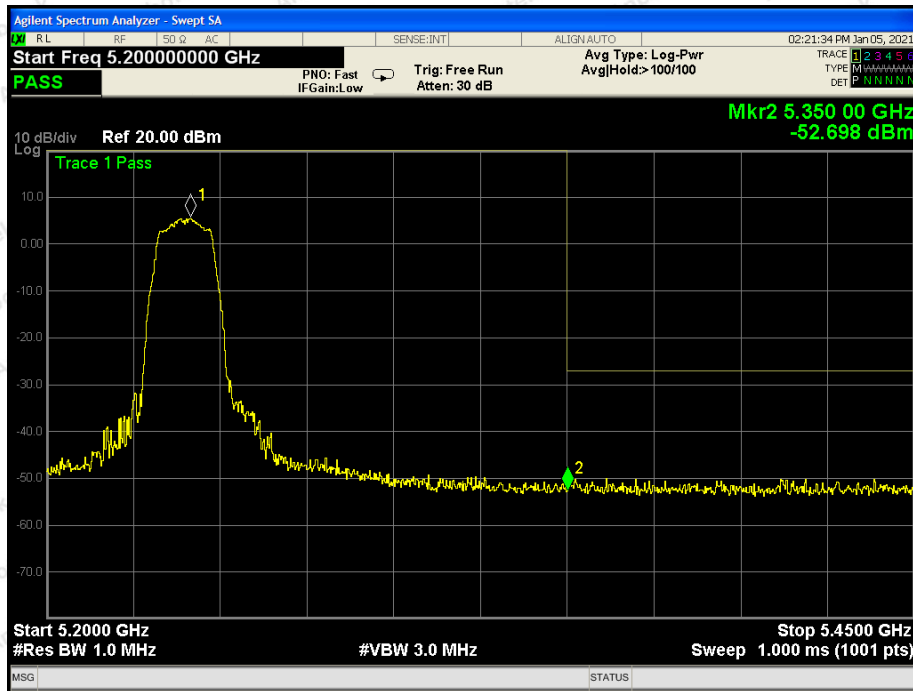
Test Mode: 802.11ac40								
Peak Value								
Frequency (MHz)	Read Level (dBuV)	Antenna Factor (dB/m)	Cable Loss (dB)	Preamp Factor (dB)	Level (dBuV/m)	Limit (dBuV/m)	Over Limit (dB)	Pol.
5150.00	48.51	28.65	13.58	31.04	59.70	74.00	-14.30	H
5350.00	48.18	29.16	14.68	31.96	60.06	74.00	-13.94	H
5150.00	46.37	28.65	13.58	31.04	57.56	74.00	-16.44	V
5350.00	46.94	29.16	14.68	31.96	58.82	74.00	-15.18	V
Average Value								
Frequency (MHz)	Read Level (dBuV)	Antenna Factor (dB/m)	Cable Loss (dB)	Preamp Factor (dB)	Level (dBuV/m)	Limit (dBuV/m)	Over Limit (dB)	Pol.
5150.00	32.06	28.65	13.58	31.04	43.25	54.00	-10.75	H
5350.00	33.51	29.16	14.68	31.96	45.39	54.00	-8.61	H
5150.00	32.84	28.65	13.58	31.04	44.03	54.00	-9.97	V
5350.00	32.34	29.16	14.68	31.96	44.22	54.00	-9.78	V

Test Mode: 802.11ac80								
Peak Value								
Frequency (MHz)	Read Level (dBuV)	Antenna Factor (dB/m)	Cable Loss (dB)	Preamp Factor (dB)	Level (dBuV/m)	Limit (dBuV/m)	Over Limit (dB)	Pol.
5150.00	45.78	28.65	13.58	31.04	56.97	74.00	-17.03	H
5350.00	48.63	29.16	14.68	31.96	60.51	74.00	-13.49	H
5150.00	47.87	28.65	13.58	31.04	59.06	74.00	-14.94	V
5350.00	46.22	29.16	14.68	31.96	58.10	74.00	-15.90	V
Average Value								
Frequency (MHz)	Read Level (dBuV)	Antenna Factor (dB/m)	Cable Loss (dB)	Preamp Factor (dB)	Level (dBuV/m)	Limit (dBuV/m)	Over Limit (dB)	Pol.
5150.00	34.73	28.65	13.58	31.04	45.92	54.00	-8.08	H
5350.00	32.72	29.16	14.68	31.96	44.60	54.00	-9.40	H
5150.00	34.17	28.65	13.58	31.04	45.36	54.00	-8.64	V
5350.00	32.64	29.16	14.68	31.96	44.52	54.00	-9.48	V

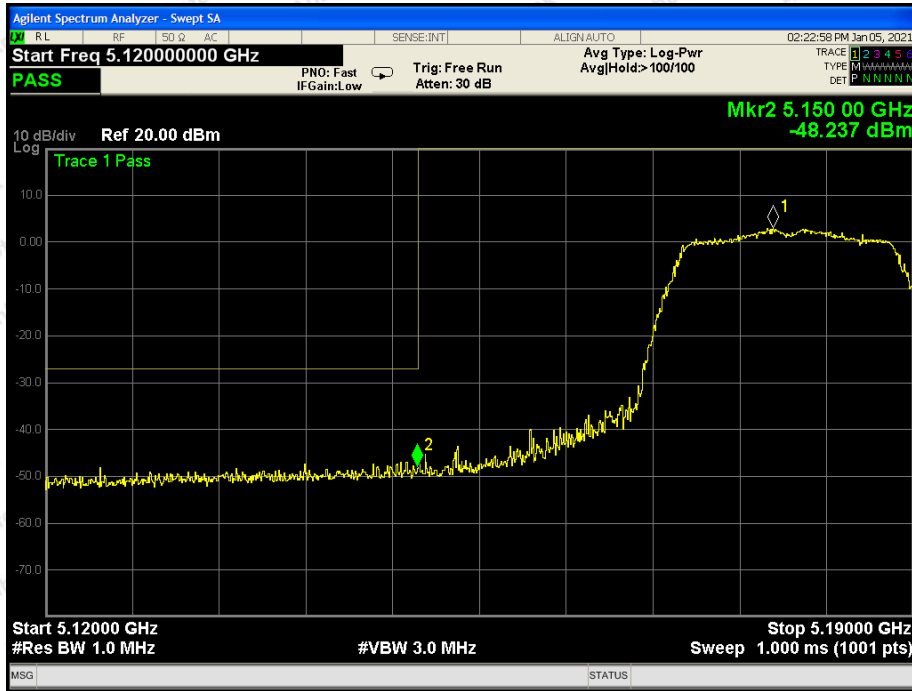
For conducted test:



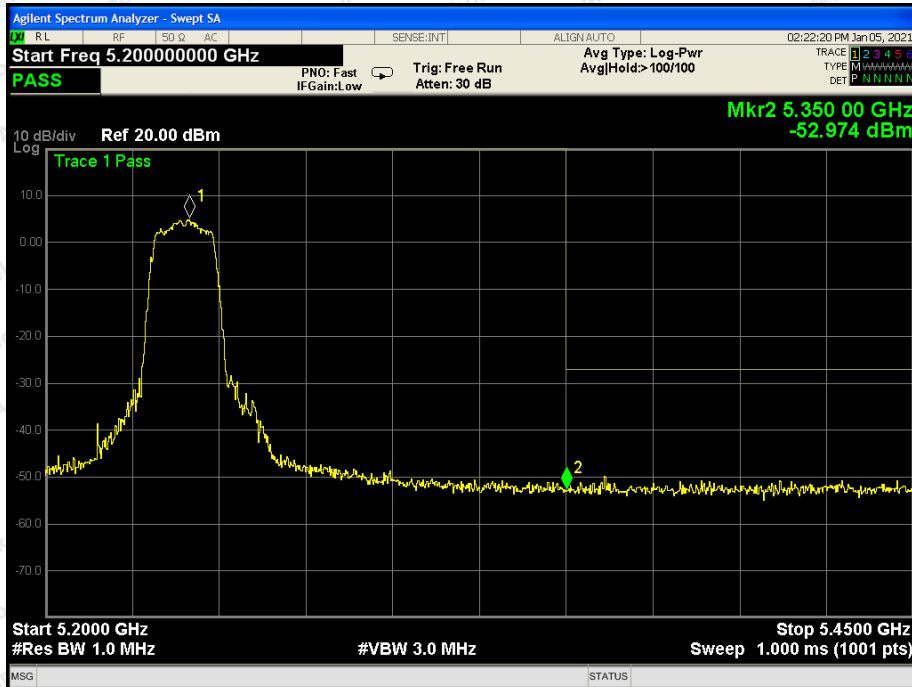
802.11a: Band Edge, Left Side



802.11a: Band Edge, Right Side

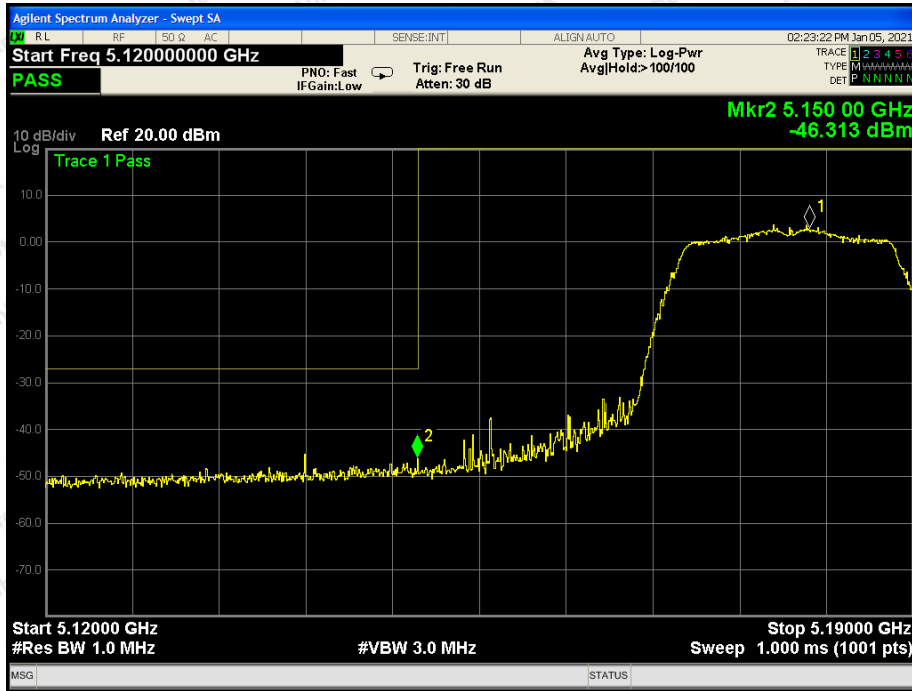


802.11n(20): Band Edge, Left Side

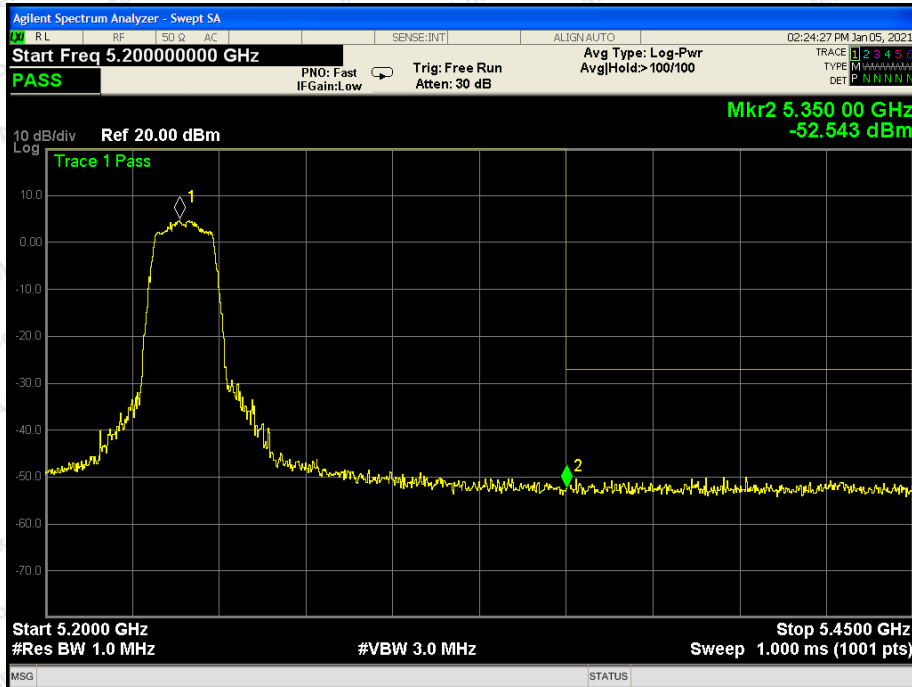


802.11n(20): Band Edge, Right Side

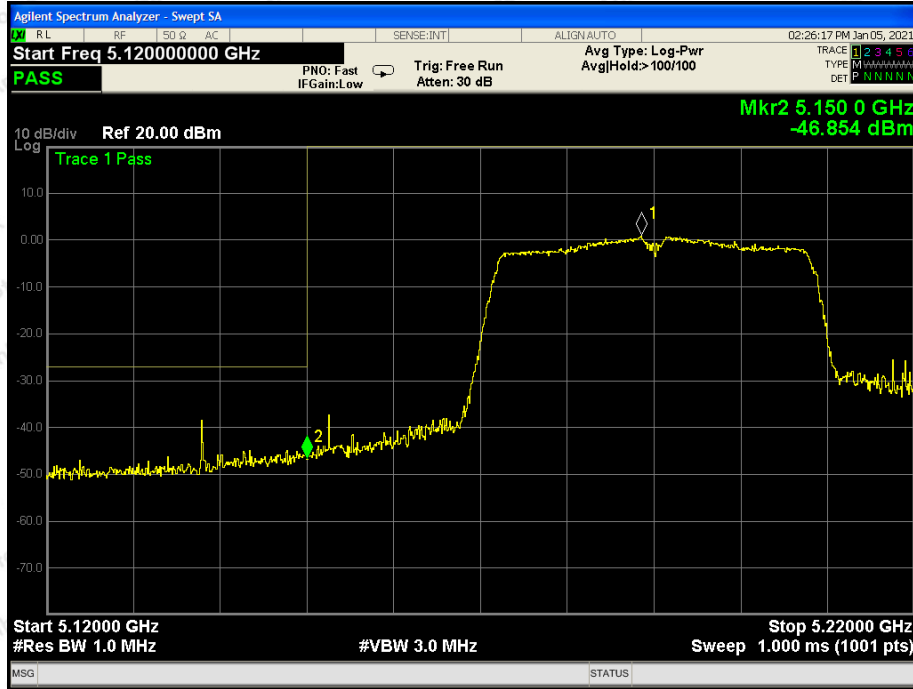




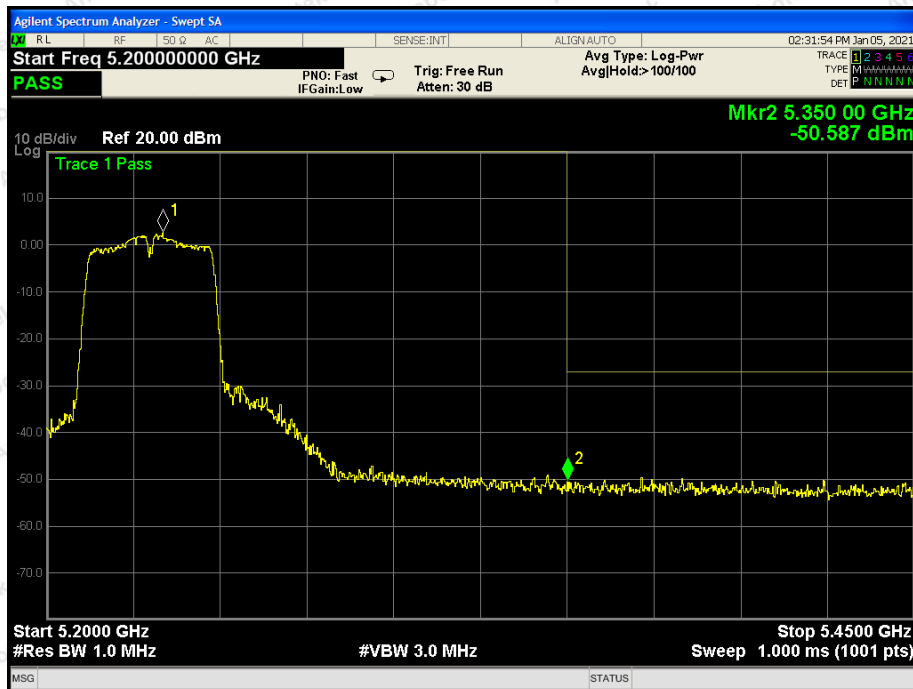
802.11ac(20): Band Edge, Left Side



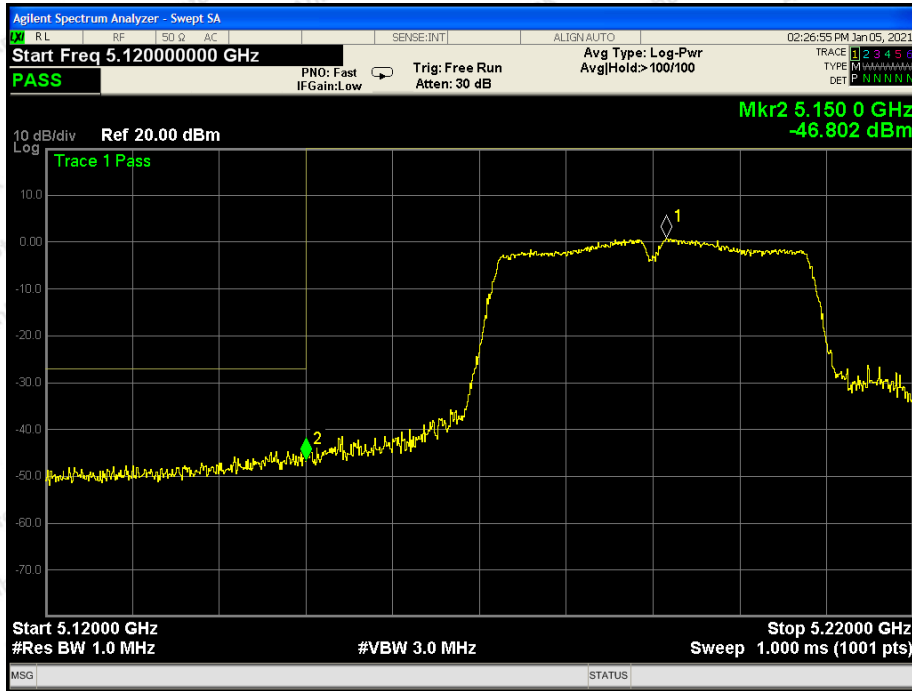
802.11ac(20): Band Edge, Right Side



802.11n(40): Band Edge, Left Side



802.11n(40): Band Edge, Right Side

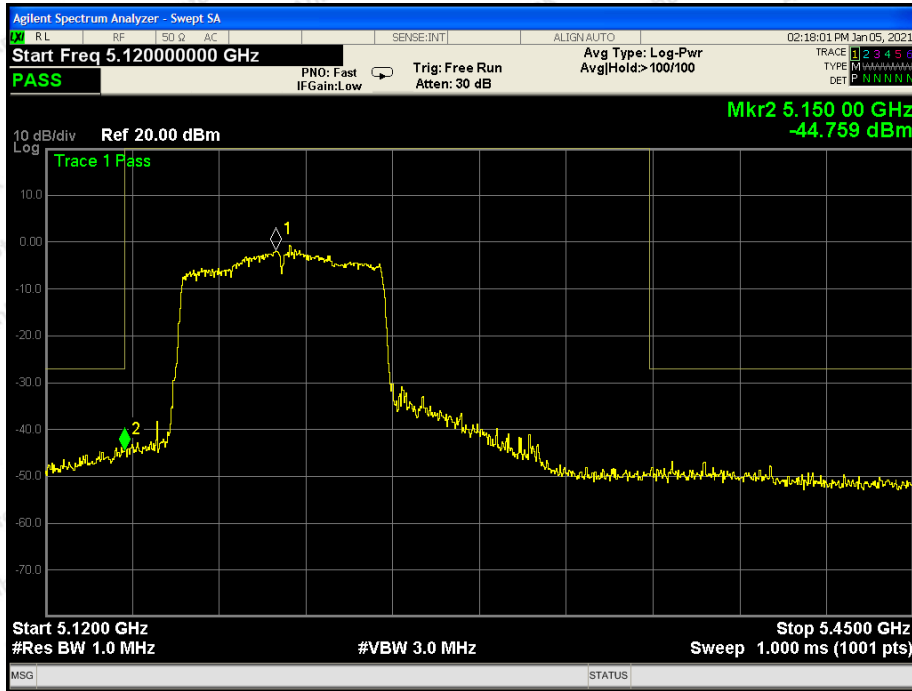


802.11ac(40): Band Edge, Left Side

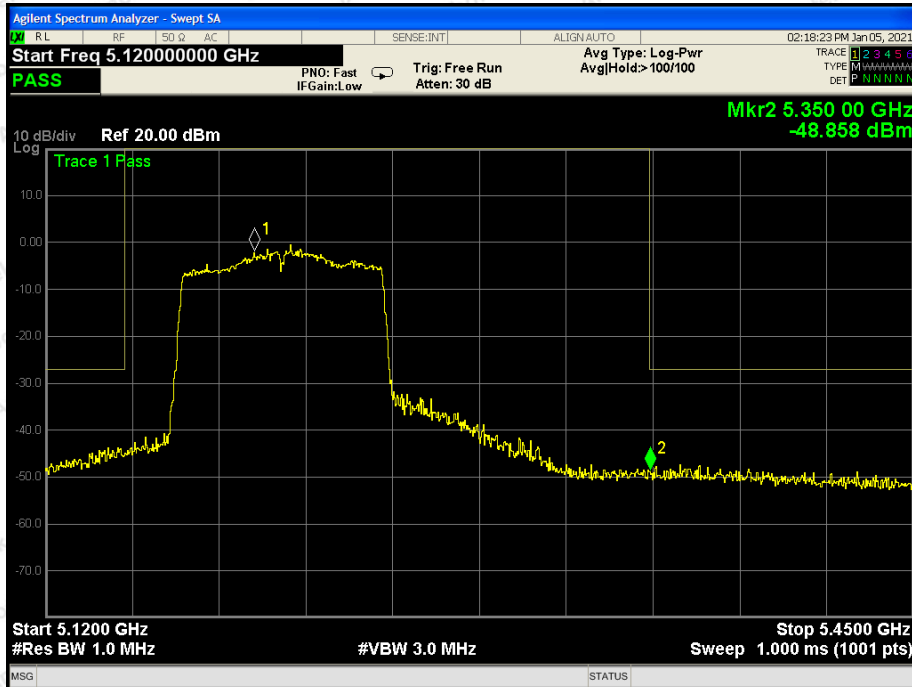


802.11ac(40): Band Edge, Right Side





802.11ac(80): Band Edge



802.11ac(80): Band Edge

**Test Results (Above 1000MHz)**

**ANT A+B:**

Test mode:	IEEE 802.11a	Test channel:	Low CH
------------	--------------	---------------	--------

Peak value:

Frequency (MHz)	Read Level (dBuV)	Antenna Factor (dB/m)	Cable Loss (dB)	Preamp Factor (dB)	Level (dBuV/m)	Limit Line (dBuV/m)	Over Limit (dB)	Pol.
10360.00	42.26	31.98	17.08	33.91	57.41	68.20	-10.79	V
15540.00	42.20	32.65	20.03	34.85	60.03	68.20	-8.17	V
10360.00	40.33	31.98	17.08	33.91	55.48	68.20	-12.72	H
15540.00	40.74	32.65	20.03	34.85	58.57	68.20	-9.63	H

Average value:

Frequency (MHz)	Read Level (dBuV)	Antenna Factor (dB/m)	Cable Loss (dB)	Preamp Factor (dB)	Level (dBuV/m)	Limit Line (dBuV/m)	Over Limit (dB)	Pol.
10360.00	28.09	31.98	17.08	33.91	43.24	54.00	-10.76	V
15540.00	30.93	32.65	20.03	34.85	48.76	54.00	-5.24	V
10360.00	29.75	31.98	17.08	33.91	44.90	54.00	-9.10	H
15540.00	29.47	32.65	20.03	34.85	47.30	54.00	-6.70	H

Test mode:	IEEE 802.11a	Test channel:	Mid CH
------------	--------------	---------------	--------

Peak value:

Frequency (MHz)	Read Level (dBuV)	Antenna Factor (dB/m)	Cable Loss (dB)	Preamp Factor (dB)	Level (dBuV/m)	Limit Line (dBuV/m)	Over Limit (dB)	Pol.
10400.00	42.54	32.44	17.18	33.91	58.25	68.20	-9.95	V
15600.00	41.73	32.78	20.12	34.86	59.77	68.20	-8.43	V
10400.00	40.15	32.44	17.18	33.91	55.86	68.20	-12.34	H
15600.00	40.89	32.78	20.12	34.86	58.93	68.20	-9.27	H

Average value:

Frequency (MHz)	Read Level (dBuV)	Antenna Factor (dB/m)	Cable Loss (dB)	Preamp Factor (dB)	Level (dBuV/m)	Limit Line (dBuV/m)	Over Limit (dB)	Pol.
10400.00	28.32	32.44	17.18	33.91	44.03	54.00	-9.97	V
15600.00	28.42	32.78	20.12	34.86	46.46	54.00	-7.54	V
10400.00	29.78	32.44	17.18	33.91	45.49	54.00	-8.51	H
15600.00	28.19	32.78	20.12	34.86	46.23	54.00	-7.77	H

Test mode:	IEEE 802.11a	Test channel:	High CH
------------	--------------	---------------	---------

Peak value:

Frequency (MHz)	Read Level (dBuV)	Antenna Factor (dB/m)	Cable Loss (dB)	Preamp Factor (dB)	Level (dBuV/m)	Limit Line (dBuV/m)	Over Limit (dB)	Pol.
10480.00	42.39	32.59	18.02	33.92	59.08	68.20	-9.12	V
15720.00	41.50	32.87	20.15	34.88	59.64	68.20	-8.56	V
10480.00	41.57	32.59	18.02	33.92	58.26	68.20	-9.94	H
15720.00	40.46	32.87	20.15	34.88	58.60	68.20	-9.60	H

Average value:

Frequency (MHz)	Read Level (dBuV)	Antenna Factor (dB/m)	Cable Loss (dB)	Preamp Factor (dB)	Level (dBuV/m)	Limit Line (dBuV/m)	Over Limit (dB)	Pol.
10480.00	28.15	32.59	18.02	33.92	44.84	54.00	-9.16	V
15720.00	30.61	32.87	20.15	34.88	48.75	54.00	-5.25	V
10480.00	30.88	32.59	18.02	33.92	47.57	54.00	-6.43	H
15720.00	28.97	32.87	20.15	34.88	47.11	54.00	-6.89	H

Test mode:	IEEE 802.11n(HT20)	Test channel:	Low CH
------------	--------------------	---------------	--------

Peak value:

Frequency (MHz)	Read Level (dBuV)	Antenna Factor (dB/m)	Cable Loss (dB)	Preamp Factor (dB)	Level (dBuV/m)	Limit Line (dBuV/m)	Over Limit (dB)	Pol.
10360.00	42.14	31.98	17.08	33.91	57.29	68.20	-10.91	V
15540.00	42.44	32.65	20.03	34.85	60.27	68.20	-7.93	V
10360.00	41.47	31.98	17.08	33.91	56.62	68.20	-11.58	H
15540.00	42.73	32.65	20.03	34.85	60.56	68.20	-7.64	H

Average value:

Frequency (MHz)	Read Level (dBuV)	Antenna Factor (dB/m)	Cable Loss (dB)	Preamp Factor (dB)	Level (dBuV/m)	Limit Line (dBuV/m)	Over Limit (dB)	Pol.
10360.00	28.02	31.98	17.08	33.91	43.17	54.00	-10.83	V
15540.00	28.10	32.65	20.03	34.85	45.93	54.00	-8.07	V
10360.00	30.65	31.98	17.08	33.91	45.80	54.00	-8.20	H
15540.00	29.54	32.65	20.03	34.85	47.37	54.00	-6.63	H



Test mode:	IEEE 802.11n(HT20)	Test channel:	Mid CH
------------	--------------------	---------------	--------

Peak value:

Frequency (MHz)	Read Level (dBuV)	Antenna Factor (dB/m)	Cable Loss (dB)	Preamp Factor (dB)	Level (dBuV/m)	Limit Line (dBuV/m)	Over Limit (dB)	Pol.
10400.00	40.13	32.44	17.18	33.91	55.84	68.20	-12.36	V
15600.00	41.44	32.78	20.12	34.86	59.48	68.20	-8.72	V
10400.00	40.43	32.44	17.18	33.91	56.14	68.20	-12.06	H
15600.00	42.37	32.78	20.12	34.86	60.41	68.20	-7.79	H

Average value:

Frequency (MHz)	Read Level (dBuV)	Antenna Factor (dB/m)	Cable Loss (dB)	Preamp Factor (dB)	Level (dBuV/m)	Limit Line (dBuV/m)	Over Limit (dB)	Pol.
10400.00	30.56	32.44	17.18	33.91	46.27	54.00	-7.73	V
15600.00	29.18	32.78	20.12	34.86	47.22	54.00	-6.78	V
10400.00	30.20	32.44	17.18	33.91	45.91	54.00	-8.09	H
15600.00	28.04	32.78	20.12	34.86	46.08	54.00	-7.92	H

Test mode:	IEEE 802.11n(HT20)	Test channel:	High CH
------------	--------------------	---------------	---------

Peak value:

Frequency (MHz)	Read Level (dBuV)	Antenna Factor (dB/m)	Cable Loss (dB)	Preamp Factor (dB)	Level (dBuV/m)	Limit Line (dBuV/m)	Over Limit (dB)	Pol.
10480.00	40.21	32.59	18.02	33.92	56.90	68.20	-11.30	V
15720.00	42.09	32.87	20.15	34.88	60.23	68.20	-7.97	V
10480.00	42.27	32.59	18.02	33.92	58.96	68.20	-9.24	H
15720.00	42.70	32.87	20.15	34.88	60.84	68.20	-7.36	H

Average value:

Frequency (MHz)	Read Level (dBuV)	Antenna Factor (dB/m)	Cable Loss (dB)	Preamp Factor (dB)	Level (dBuV/m)	Limit Line (dBuV/m)	Over Limit (dB)	Pol.
10480.00	30.76	32.59	18.02	33.92	47.45	54.00	-6.55	V
15720.00	30.18	32.87	20.15	34.88	48.32	54.00	-5.68	V
10480.00	29.96	32.59	18.02	33.92	46.65	54.00	-7.35	H
15720.00	30.96	32.87	20.15	34.88	49.10	54.00	-4.90	H

Test mode:	IEEE 802.11ac(HT20)	Test channel:	Low CH
------------	---------------------	---------------	--------

Peak value:

Frequency (MHz)	Read Level (dBuV)	Antenna Factor (dB/m)	Cable Loss (dB)	Preamp Factor (dB)	Level (dBuV/m)	Limit Line (dBuV/m)	Over Limit (dB)	Pol.
10360.00	40.48	31.98	17.08	33.91	55.63	68.20	-12.57	V
15540.00	40.68	32.65	20.03	34.85	58.51	68.20	-9.69	V
10360.00	40.85	31.98	17.08	33.91	56.00	68.20	-12.20	H
15540.00	41.34	32.65	20.03	34.85	59.17	68.20	-9.03	H

Average value:

Frequency (MHz)	Read Level (dBuV)	Antenna Factor (dB/m)	Cable Loss (dB)	Preamp Factor (dB)	Level (dBuV/m)	Limit Line (dBuV/m)	Over Limit (dB)	Pol.
10360.00	28.62	31.98	17.08	33.91	43.77	54.00	-10.23	V
15540.00	30.41	32.65	20.03	34.85	48.24	54.00	-5.76	V
10360.00	28.55	31.98	17.08	33.91	43.70	54.00	-10.30	H
15540.00	29.26	32.65	20.03	34.85	47.09	54.00	-6.91	H

Test mode:	IEEE 802.11ac(HT20)	Test channel:	Mid CH
------------	---------------------	---------------	--------

Peak value:

Frequency (MHz)	Read Level (dBuV)	Antenna Factor (dB/m)	Cable Loss (dB)	Preamp Factor (dB)	Level (dBuV/m)	Limit Line (dBuV/m)	Over Limit (dB)	Pol.
10400.00	42.36	32.44	17.18	33.91	58.07	68.20	-10.13	V
15600.00	40.87	32.78	20.12	34.86	58.91	68.20	-9.29	V
10400.00	40.47	32.44	17.18	33.91	56.18	68.20	-12.02	H
15600.00	41.31	32.78	20.12	34.86	59.35	68.20	-8.85	H

Average value:

Frequency (MHz)	Read Level (dBuV)	Antenna Factor (dB/m)	Cable Loss (dB)	Preamp Factor (dB)	Level (dBuV/m)	Limit Line (dBuV/m)	Over Limit (dB)	Pol.
10400.00	29.77	32.44	17.18	33.91	45.48	54.00	-8.52	V
15600.00	28.26	32.78	20.12	34.86	46.30	54.00	-7.70	V
10400.00	28.04	32.44	17.18	33.91	43.75	54.00	-10.25	H
15600.00	30.03	32.78	20.12	34.86	48.07	54.00	-5.93	H

Test mode:	IEEE 802.11ac(HT20)	Test channel:	High CH
------------	---------------------	---------------	---------

Peak value:

Frequency (MHz)	Read Level (dBuV)	Antenna Factor (dB/m)	Cable Loss (dB)	Preamp Factor (dB)	Level (dBuV/m)	Limit Line (dBuV/m)	Over Limit (dB)	Pol.
10480.00	41.69	32.59	18.02	33.92	58.38	68.20	-9.82	V
15720.00	41.33	32.87	20.15	34.88	59.47	68.20	-8.73	V
10480.00	40.09	32.59	18.02	33.92	56.78	68.20	-11.42	H
15720.00	42.92	32.87	20.15	34.88	61.06	68.20	-7.14	H

Average value:

Frequency (MHz)	Read Level (dBuV)	Antenna Factor (dB/m)	Cable Loss (dB)	Preamp Factor (dB)	Level (dBuV/m)	Limit Line (dBuV/m)	Over Limit (dB)	Pol.
10480.00	29.28	32.59	18.02	33.92	45.97	54.00	-8.03	V
15720.00	28.78	32.87	20.15	34.88	46.92	54.00	-7.08	V
10480.00	30.92	32.59	18.02	33.92	47.61	54.00	-6.39	H
15720.00	28.46	32.87	20.15	34.88	46.60	54.00	-7.40	H

Test mode:	IEEE 802.11n(HT40)	Test channel:	Low CH
------------	--------------------	---------------	--------

Peak value:

Frequency (MHz)	Read Level (dBuV)	Antenna Factor (dB/m)	Cable Loss (dB)	Preamp Factor (dB)	Level (dBuV/m)	Limit Line (dBuV/m)	Over Limit (dB)	Pol.
10380.00	40.38	31.98	17.08	33.91	55.53	68.20	-12.67	V
15570.00	40.85	32.65	20.03	34.85	58.68	68.20	-9.52	V
10380.00	40.67	31.98	17.08	33.91	55.82	68.20	-12.38	H
15570.00	40.22	32.65	20.03	34.85	58.05	68.20	-10.15	H

Average value:

Frequency (MHz)	Read Level (dBuV)	Antenna Factor (dB/m)	Cable Loss (dB)	Preamp Factor (dB)	Level (dBuV/m)	Limit Line (dBuV/m)	Over Limit (dB)	Pol.
10380.00	30.29	31.98	17.08	33.91	45.44	54.00	-8.56	V
15570.00	29.17	32.65	20.03	34.85	47.00	54.00	-7.00	V
10380.00	30.35	31.98	17.08	33.91	45.50	54.00	-8.50	H
15570.00	29.76	32.65	20.03	34.85	47.59	54.00	-6.41	H



Test mode:	IEEE 802.11n(HT40)	Test channel:	High CH
------------	--------------------	---------------	---------

Peak value:

Frequency (MHz)	Read Level (dBuV)	Antenna Factor (dB/m)	Cable Loss (dB)	Preamp Factor (dB)	Level (dBuV/m)	Limit Line (dBuV/m)	Over Limit (dB)	Pol.
10460.00	41.38	32.59	18.02	33.92	58.07	68.20	-10.13	V
15690.00	42.97	32.87	20.15	34.88	61.11	68.20	-7.09	V
10460.00	41.44	32.59	18.02	33.92	58.13	68.20	-10.07	H
15690.00	40.42	32.87	20.15	34.88	58.56	68.20	-9.64	H

Average value:

Frequency (MHz)	Read Level (dBuV)	Antenna Factor (dB/m)	Cable Loss (dB)	Preamp Factor (dB)	Level (dBuV/m)	Limit Line (dBuV/m)	Over Limit (dB)	Pol.
10460.00	28.10	32.59	18.02	33.92	44.79	54.00	-9.21	V
15690.00	30.58	32.87	20.15	34.88	48.72	54.00	-5.28	V
10460.00	28.30	32.59	18.02	33.92	44.99	54.00	-9.01	H
15690.00	30.45	32.78	20.12	34.86	48.49	54.00	-5.51	H

Test mode:	IEEE 802.11ac(HT40)	Test channel:	Low CH
------------	---------------------	---------------	--------

Peak value:

Frequency (MHz)	Read Level (dBuV)	Antenna Factor (dB/m)	Cable Loss (dB)	Preamp Factor (dB)	Level (dBuV/m)	Limit Line (dBuV/m)	Over Limit (dB)	Pol.
10380.00	40.81	31.98	17.08	33.91	55.96	68.20	-12.24	V
15570.00	42.33	32.65	20.03	34.85	60.16	68.20	-8.04	V
10380.00	40.33	31.98	17.08	33.91	55.48	68.20	-12.72	H
15570.00	42.72	32.65	20.03	34.85	60.55	68.20	-7.65	H

Average value:

Frequency (MHz)	Read Level (dBuV)	Antenna Factor (dB/m)	Cable Loss (dB)	Preamp Factor (dB)	Level (dBuV/m)	Limit Line (dBuV/m)	Over Limit (dB)	Pol.
10380.00	29.33	31.98	17.08	33.91	44.48	54.00	-9.52	V
15570.00	28.92	32.65	20.03	34.85	46.75	54.00	-7.25	V
10380.00	29.57	31.98	17.08	33.91	44.72	54.00	-9.28	H
15570.00	29.05	32.65	20.03	34.85	46.88	54.00	-7.12	H

Test mode:	IEEE 802.11ac(HT40)	Test channel:	High CH
------------	---------------------	---------------	---------

Peak value:

Frequency (MHz)	Read Level (dBuV)	Antenna Factor (dB/m)	Cable Loss (dB)	Preamp Factor (dB)	Level (dBuV/m)	Limit Line (dBuV/m)	Over Limit (dB)	Pol.
10460.00	40.81	32.59	18.02	33.92	57.50	68.20	-10.70	V
15690.00	42.42	32.87	20.15	34.88	60.56	68.20	-7.64	V
10460.00	42.93	32.59	18.02	33.92	59.62	68.20	-8.58	H
15690.00	40.41	32.87	20.15	34.88	58.55	68.20	-9.65	H

Average value:

Frequency (MHz)	Read Level (dBuV)	Antenna Factor (dB/m)	Cable Loss (dB)	Preamp Factor (dB)	Level (dBuV/m)	Limit Line (dBuV/m)	Over Limit (dB)	Pol.
10460.00	30.72	32.59	18.02	33.92	47.41	54.00	-6.59	V
15690.00	28.04	32.87	20.15	34.88	46.18	54.00	-7.82	V
10460.00	30.91	32.59	18.02	33.92	47.60	54.00	-6.40	H
15690.00	28.28	32.78	20.12	34.86	46.32	54.00	-7.68	H

Test mode:	IEEE 802.11ac(HT80)	Test channel:	
------------	---------------------	---------------	--

Peak value:

Frequency (MHz)	Read Level (dBuV)	Antenna Factor (dB/m)	Cable Loss (dB)	Preamp Factor (dB)	Level (dBuV/m)	Limit Line (dBuV/m)	Over Limit (dB)	Pol.
10420.00	40.99	32.44	17.18	33.91	56.70	68.20	-11.50	V
15630.00	42.68	32.78	20.12	34.86	60.72	68.20	-7.48	V
10420.00	40.26	32.44	17.18	33.91	55.97	68.20	-12.23	H
15630.00	41.45	32.78	20.12	34.86	59.49	68.20	-8.71	H

Average value:

Frequency (MHz)	Read Level (dBuV)	Antenna Factor (dB/m)	Cable Loss (dB)	Preamp Factor (dB)	Level (dBuV/m)	Limit Line (dBuV/m)	Over Limit (dB)	Pol.
10420.00	29.02	32.44	17.18	33.91	44.73	54.00	-9.27	V
15630.00	30.65	32.78	20.12	34.86	48.69	54.00	-5.31	V
10420.00	29.78	32.44	17.18	33.91	45.49	54.00	-8.51	H
15630.00	30.60	32.78	20.12	34.86	48.64	54.00	-5.36	H

Note:

1. Final Level =Receiver Read level + Antenna Factor + Cable Loss–Preamplifier Factor

**Radiated Band Edge:**

Test Mode: 802.11a								
Peak Value								
Frequency (MHz)	Read Level (dBuV)	Antenna Factor (dB/m)	Cable Loss (dB)	Preamp Factor (dB)	Level (dBuV/m)	Limit (dBuV/m)	Over Limit (dB)	Pol.
5150.00	45.13	28.65	13.58	31.04	56.32	74.00	-17.68	H
5350.00	47.43	29.16	14.68	31.96	59.31	74.00	-14.69	H
5150.00	48.60	28.65	13.58	31.04	59.79	74.00	-14.21	V
5350.00	47.23	29.16	14.68	31.96	59.11	74.00	-14.89	V
Average Value								
Frequency (MHz)	Read Level (dBuV)	Antenna Factor (dB/m)	Cable Loss (dB)	Preamp Factor (dB)	Level (dBuV/m)	Limit (dBuV/m)	Over Limit (dB)	Pol.
5150.00	32.62	28.65	13.58	31.04	43.81	54.00	-10.19	H
5350.00	34.57	29.16	14.68	31.96	46.45	54.00	-7.55	H
5150.00	34.53	28.65	13.58	31.04	45.72	54.00	-8.28	V
5350.00	33.80	29.16	14.68	31.96	45.68	54.00	-8.32	V

Test Mode: 802.11n20								
Peak Value								
Frequency (MHz)	Read Level (dBuV)	Antenna Factor (dB/m)	Cable Loss (dB)	Preamp Factor (dB)	Level (dBuV/m)	Limit (dBuV/m)	Over Limit (dB)	Pol.
5150.00	46.16	28.65	13.58	31.04	57.35	74.00	-16.65	H
5350.00	47.94	29.16	14.68	31.96	59.82	74.00	-14.18	H
5150.00	47.89	28.65	13.58	31.04	59.08	74.00	-14.92	V
5350.00	48.93	29.16	14.68	31.96	60.81	74.00	-13.19	V
Average Value								
Frequency (MHz)	Read Level (dBuV)	Antenna Factor (dB/m)	Cable Loss (dB)	Preamp Factor (dB)	Level (dBuV/m)	Limit (dBuV/m)	Over Limit (dB)	Pol.
5150.00	33.15	28.65	13.58	31.04	44.34	54.00	-9.66	H
5350.00	34.53	29.16	14.68	31.96	46.41	54.00	-7.59	H
5150.00	33.15	28.65	13.58	31.04	44.34	54.00	-9.66	V
5350.00	32.87	29.16	14.68	31.96	44.75	54.00	-9.25	V



Test Mode: 802.11ac20								
Peak Value								
Frequency (MHz)	Read Level (dBuV)	Antenna Factor (dB/m)	Cable Loss (dB)	Preamp Factor (dB)	Level (dBuV/m)	Limit (dBuV/m)	Over Limit (dB)	Pol.
5150.00	47.25	28.65	13.58	31.04	58.44	74.00	-15.56	H
5350.00	46.34	29.16	14.68	31.96	58.22	74.00	-15.78	H
5150.00	48.82	28.65	13.58	31.04	60.01	74.00	-13.99	V
5350.00	48.12	29.16	14.68	31.96	60.00	74.00	-14.00	V
Average Value								
Frequency (MHz)	Read Level (dBuV)	Antenna Factor (dB/m)	Cable Loss (dB)	Preamp Factor (dB)	Level (dBuV/m)	Limit (dBuV/m)	Over Limit (dB)	Pol.
5150.00	32.01	28.65	13.58	31.04	43.20	54.00	-10.80	H
5350.00	33.68	29.16	14.68	31.96	45.56	54.00	-8.44	H
5150.00	32.90	28.65	13.58	31.04	44.09	54.00	-9.91	V
5350.00	34.59	29.16	14.68	31.96	46.47	54.00	-7.53	V

Test Mode: 802.11n40								
Peak Value								
Frequency (MHz)	Read Level (dBuV)	Antenna Factor (dB/m)	Cable Loss (dB)	Preamp Factor (dB)	Level (dBuV/m)	Limit (dBuV/m)	Over Limit (dB)	Pol.
5150.00	46.79	28.65	13.58	31.04	57.98	74.00	-16.02	H
5350.00	47.41	29.16	14.68	31.96	59.29	74.00	-14.71	H
5150.00	48.04	28.65	13.58	31.04	59.23	74.00	-14.77	V
5350.00	47.55	29.16	14.68	31.96	59.43	74.00	-14.57	V
Average Value								
Frequency (MHz)	Read Level (dBuV)	Antenna Factor (dB/m)	Cable Loss (dB)	Preamp Factor (dB)	Level (dBuV/m)	Limit (dBuV/m)	Over Limit (dB)	Pol.
5150.00	32.26	28.65	13.58	31.04	43.45	54.00	-10.55	H
5350.00	32.77	29.16	14.68	31.96	44.65	54.00	-9.35	H
5150.00	34.04	28.65	13.58	31.04	45.23	54.00	-8.77	V
5350.00	34.15	29.16	14.68	31.96	46.03	54.00	-7.97	V

Test Mode: 802.11ac40								
Peak Value								
Frequency (MHz)	Read Level (dBuV)	Antenna Factor (dB/m)	Cable Loss (dB)	Preamp Factor (dB)	Level (dBuV/m)	Limit (dBuV/m)	Over Limit (dB)	Pol.
5150.00	46.22	28.65	13.58	31.04	57.41	74.00	-16.59	H
5350.00	47.51	29.16	14.68	31.96	59.39	74.00	-14.61	H
5150.00	45.10	28.65	13.58	31.04	56.29	74.00	-17.71	V
5350.00	48.11	29.16	14.68	31.96	59.99	74.00	-14.01	V
Average Value								
Frequency (MHz)	Read Level (dBuV)	Antenna Factor (dB/m)	Cable Loss (dB)	Preamp Factor (dB)	Level (dBuV/m)	Limit (dBuV/m)	Over Limit (dB)	Pol.
5150.00	34.33	28.65	13.58	31.04	45.52	54.00	-8.48	H
5350.00	34.78	29.16	14.68	31.96	46.66	54.00	-7.34	H
5150.00	33.45	28.65	13.58	31.04	44.64	54.00	-9.36	V
5350.00	32.75	29.16	14.68	31.96	44.63	54.00	-9.37	V

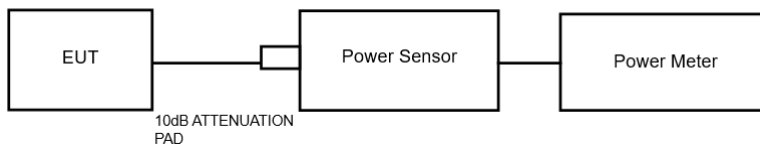
Test Mode: 802.11ac80								
Peak Value								
Frequency (MHz)	Read Level (dBuV)	Antenna Factor (dB/m)	Cable Loss (dB)	Preamp Factor (dB)	Level (dBuV/m)	Limit (dBuV/m)	Over Limit (dB)	Pol.
5150.00	46.21	28.65	13.58	31.04	57.40	74.00	-16.60	H
5350.00	48.89	29.16	14.68	31.96	60.77	74.00	-13.23	H
5150.00	47.75	28.65	13.58	31.04	58.94	74.00	-15.06	V
5350.00	48.58	29.16	14.68	31.96	60.46	74.00	-13.54	V
Average Value								
Frequency (MHz)	Read Level (dBuV)	Antenna Factor (dB/m)	Cable Loss (dB)	Preamp Factor (dB)	Level (dBuV/m)	Limit (dBuV/m)	Over Limit (dB)	Pol.
5150.00	33.30	28.65	13.58	31.04	44.49	54.00	-9.51	H
5350.00	33.57	29.16	14.68	31.96	45.45	54.00	-8.55	H
5150.00	32.17	28.65	13.58	31.04	43.36	54.00	-10.64	V
5350.00	32.22	29.16	14.68	31.96	44.10	54.00	-9.90	V

## 5. Maximum Peak Output Power Test

### 5.1. Test Standard and Limit

Test Standard	FCC Part15 C Section 15.407(a)(1)(iv)
Test Limit	24dBm

### 5.2. Test Setup



### 5.3. Test Procedure

1. The Transmitter output (antenna port) was connected to the power meter.
2. Turn on the EUT and power meter and then record the power value.
3. Repeat above procedures on all channels needed to be tested.

Note: The cable loss and attenuator loss were offset into measure device as an amplitude offset.

### 5.4. Test Data

Test Item	: Max. peak output power	Test Mode	: CH Low ~ CH High
Test Voltage	: AC 120V, 60Hz for adapter	Temperature	: 23.4℃
Test Result	: PASS	Humidity	: 55%RH



**ANT A:**

Mode	Channel Frequency (MHz)	Peak Power output (dBm)	Correctional Limit (dBm)	Results
802.11a	5180	12.41	24	PASS
	5200	12.77	24	PASS
	5240	<b>14.97</b>	24	PASS
802.11n20	5180	12.42	24	PASS
	5200	12.47	24	PASS
	5240	13.82	24	PASS
802.11ac20	5180	12.26	24	PASS
	5200	12.50	24	PASS
	5240	13.81	24	PASS
802.11n40	5190	13.50	24	PASS
	5230	14.80	24	PASS
802.11ac40	5190	13.58	24	PASS
	5230	14.76	24	PASS
802.11ac80	5210	14.00	24	PASS

Note: The EUT is Belongs to 15.407(a)(1)(iv)

**ANT B:**

Mode	Channel Frequency (MHz)	Peak Power output (dBm)	Correctional Limit (dBm)	Results
802.11a	5180	12.73	24	PASS
	5200	12.84	24	PASS
	5240	<b>14.44</b>	24	PASS
802.11n20	5180	12.00	24	PASS
	5200	12.38	24	PASS
	5240	14.11	24	PASS
802.11ac20	5180	12.37	24	PASS
	5200	12.65	24	PASS
	5240	13.83	24	PASS
802.11n40	5190	12.51	24	PASS
	5230	13.85	24	PASS
802.11ac40	5190	12.63	24	PASS
	5230	13.89	24	PASS
802.11ac80	5210	13.44	24	PASS

Note: The EUT is Belongs to 15.407(a)(1)(iv)

**ANT A+B:**

Mode	Channel Frequency (MHz)	Peak Power output (dBm)	Correctional Limit (dBm)	Results
802.11n20	5180	15.23	24	PASS
	5200	15.44	24	PASS
	5240	16.98	24	PASS
802.11ac20	5180	15.33	24	PASS
	5200	15.59	24	PASS
	5240	16.83	24	PASS
802.11n40	5190	16.04	24	PASS
	5230	17.36	24	PASS
802.11ac40	5190	16.14	24	PASS
	5230	<b>17.36</b>	24	PASS
802.11ac80	5210	16.74	24	PASS

Note: The EUT is Belongs to 15.407(a)(1)(iv)

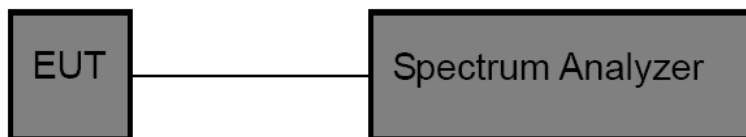


## 6. Occupy Bandwidth Test

### 6.1. Test Standard

Test Standard	FCC Part15 C Section 15.407 (a)(5)
---------------	------------------------------------

### 6.2. Test Setup



### 6.3. Test Procedure

1. Place the EUT on the table and set it in the transmitting mode.
2. Remove the antenna from the EUT and then connect a low loss RF cable from the antenna port to the spectrum analyzer.

3. Set the spectrum analyzer as:

#### 26 dB & 99% bandwidth

RBW = approximately 1% of the emission bandwidth;

Set the VBW > RBW;

Detector= Peak

Trace mode= Max hold.

Sweep- auto couple.

#### 6 dB bandwidth

RBW = 100kHz;

Set the video bandwidth (VBW) ≥ 3 RBW;

Detector= Peak

Trace mode= Max hold.

Sweep- auto couple.

4. Measure the maximum width of the emission that is 26dB /6dB down from the maximum of the emission. Compare this with the RBW setting of the analyzer.

5. Repeat until all the rest channels are investigated.

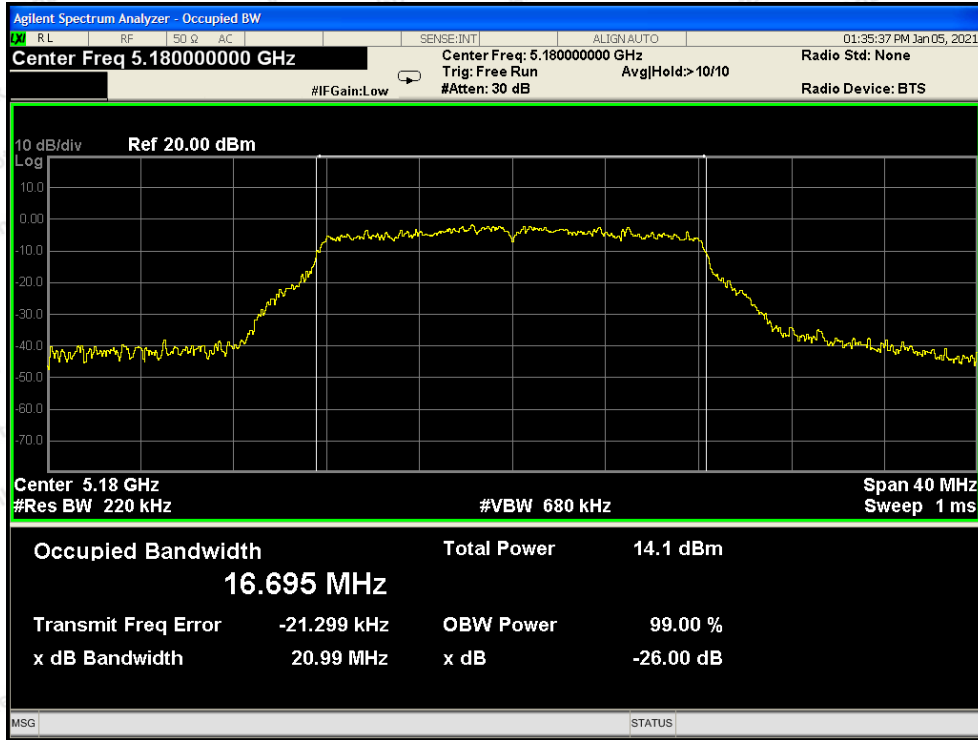
### 6.4. Test Data

Test Item	: 6dB &26dB BW	Test Mode	: CH Low ~ CH High
Test Voltage	: AC 120V, 60Hz for adapter	Temperature	: 23.4°C
Test Result	: PASS	Humidity	: 55%RH

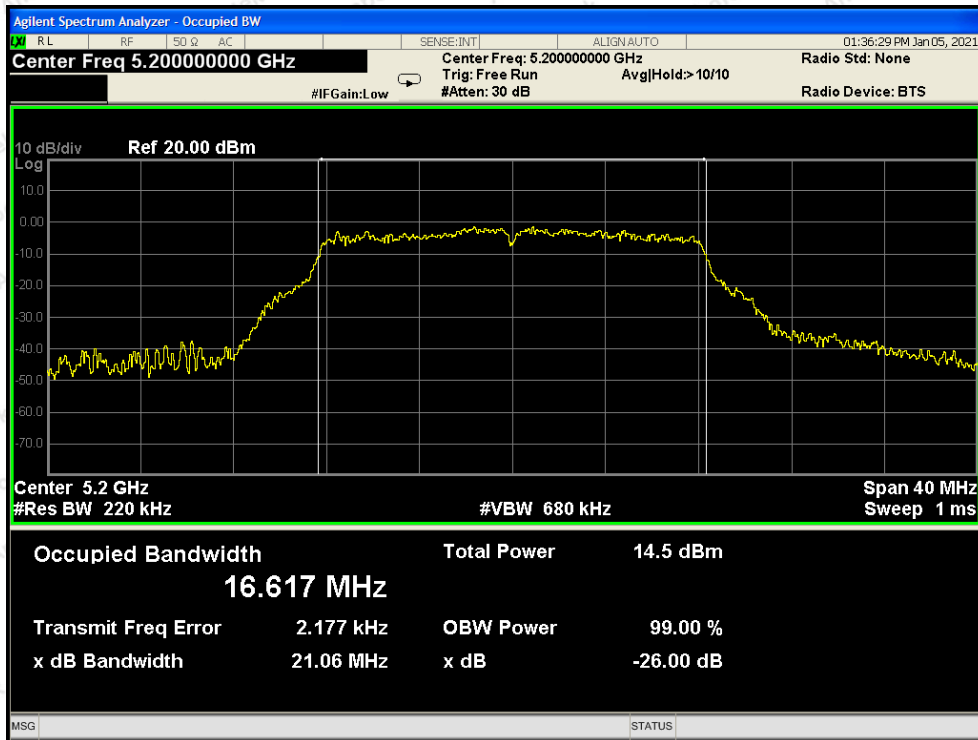
**ANT A:**

Mode	Channel Frequency (MHz)	26dB BW(MHz)	99% Bandwidth (MHz)
802.11a	5180	20.99	16.695
	5200	21.06	16.617
	5240	21.16	16.642
802.11n20	5180	21.58	17.767
	5200	21.53	17.844
	5240	21.35	17.817
802.11ac20	5180	21.23	17.798
	5200	21.50	17.785
	5240	21.35	17.824
802.11n40	5190	39.96	36.288
	5230	39.69	36.221
802.11ac40	5190	39.66	36.202
	5230	39.49	36.272
802.11ac80	5210	81.17	75.646

**26dB & 99% Bandwidth**

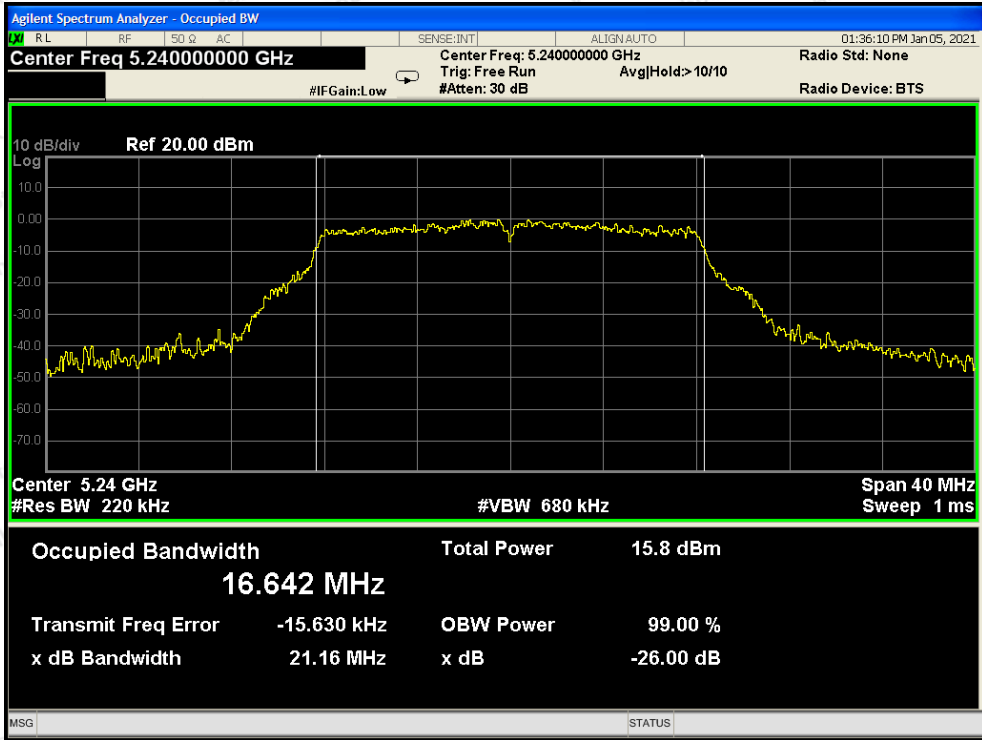


Test Mode: 802.11a--Low

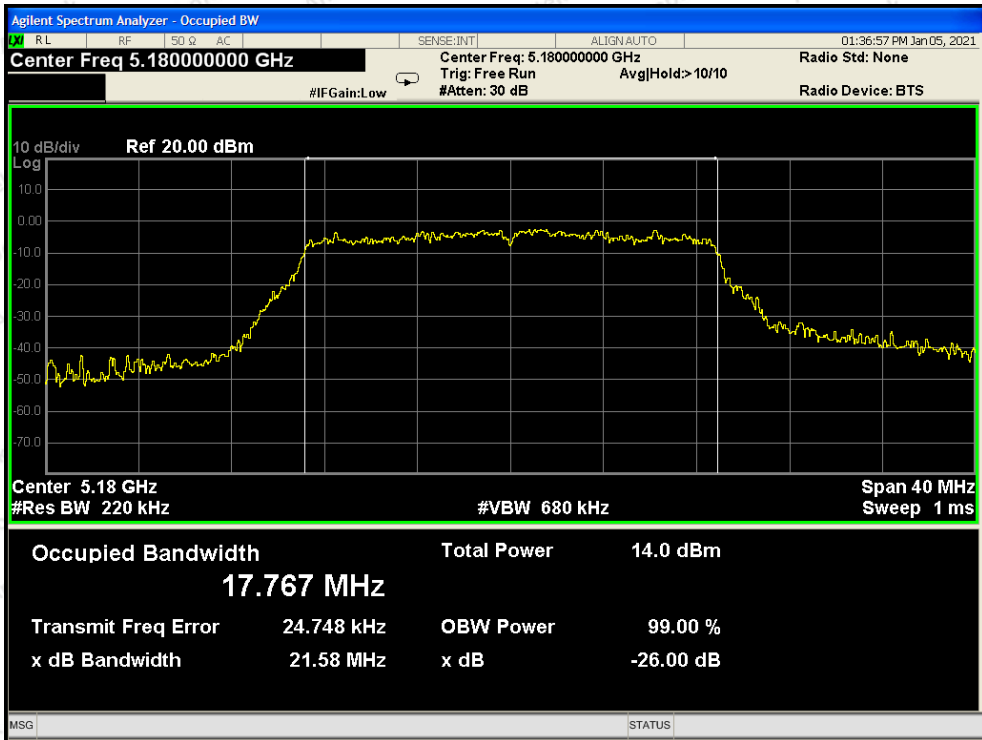


Test Mode: 802.11a---Middle

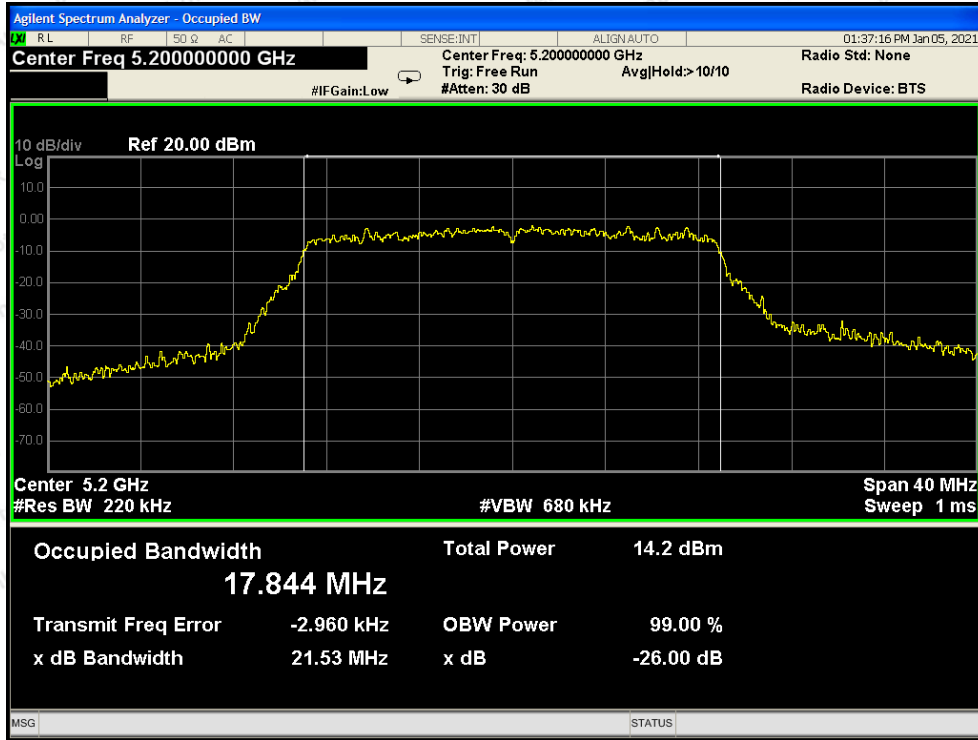




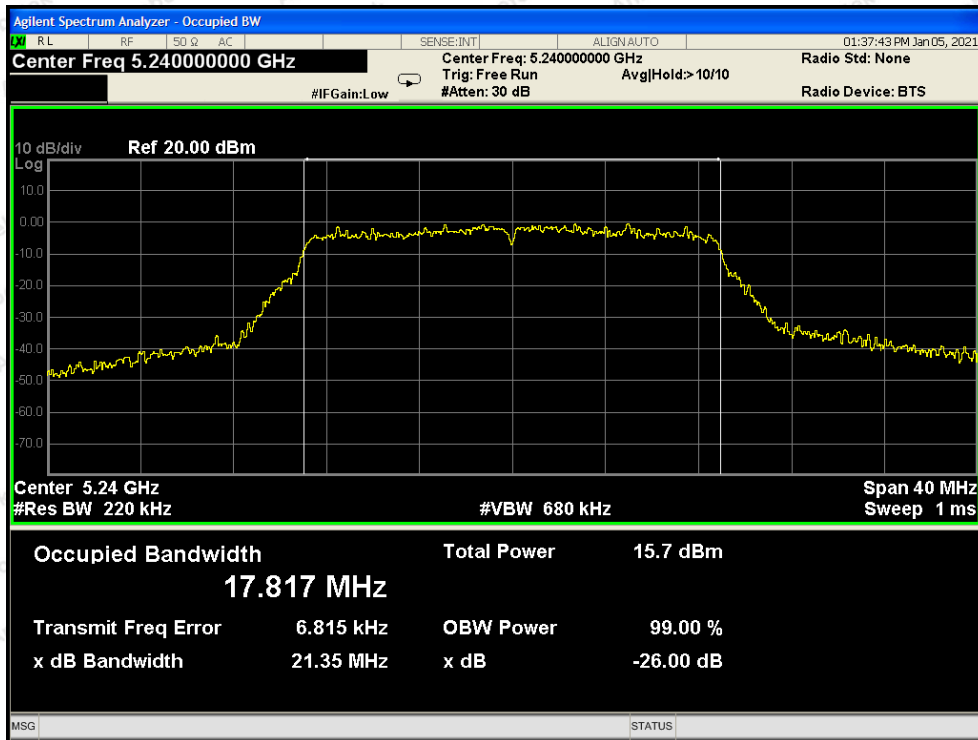
Test Mode: 802.11a---High



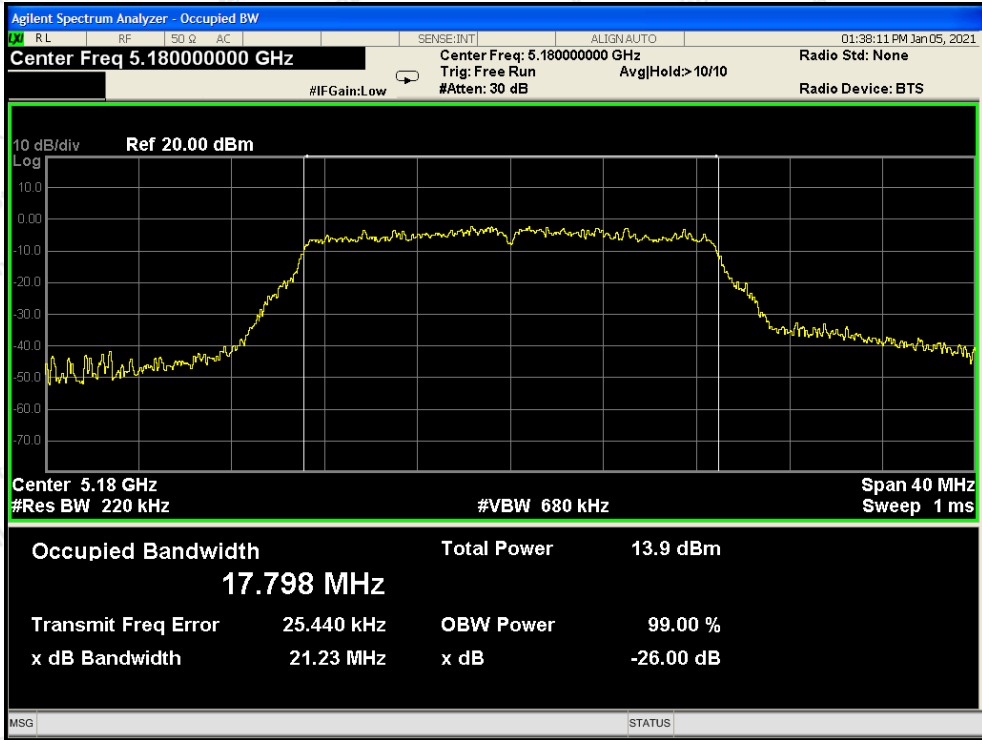
Test Mode: 802.11n20---Low



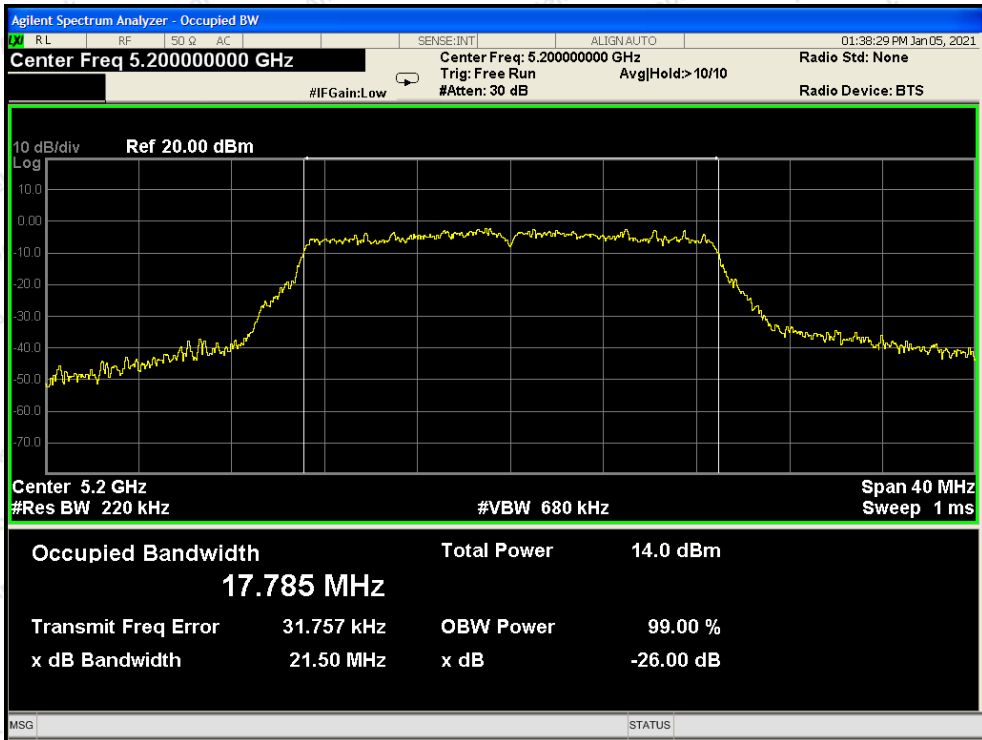
Test Mode: 802.11n20---Middle



Test Mode: 802.11n20---High

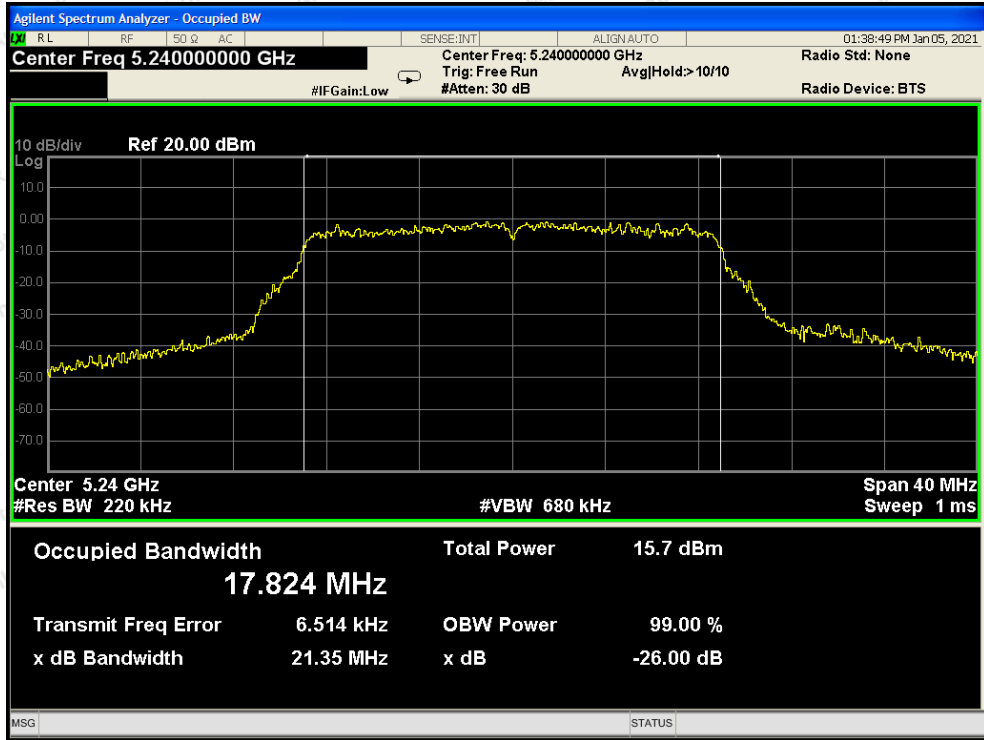


Test Mode: 802.11ac20--Low

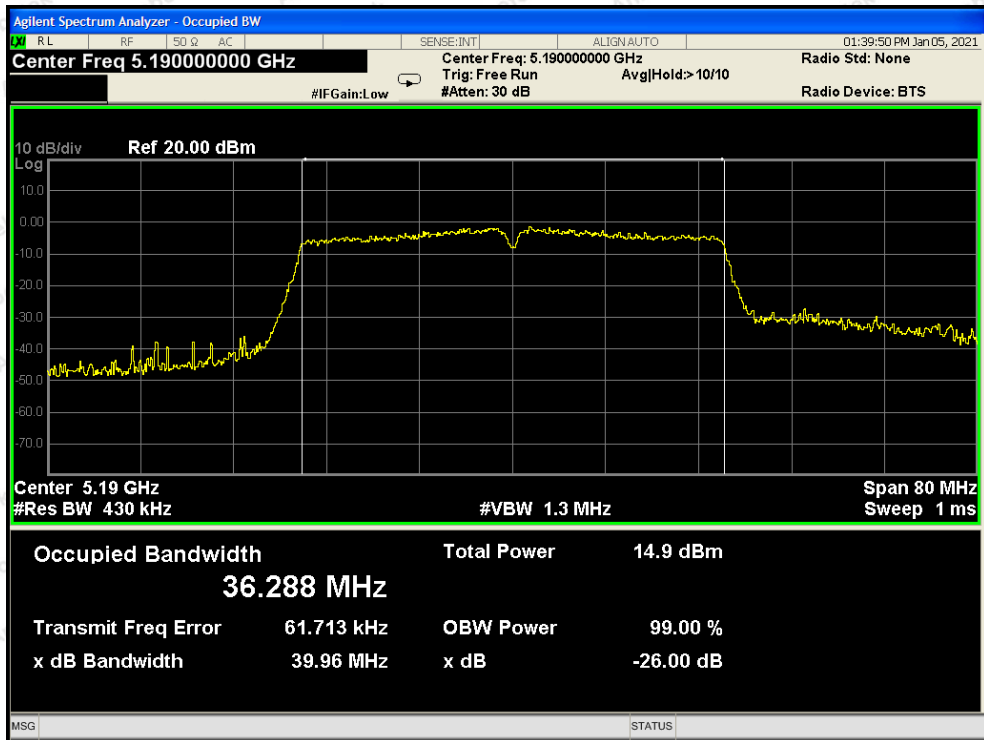


Test Mode: 802.11ac20---Middle

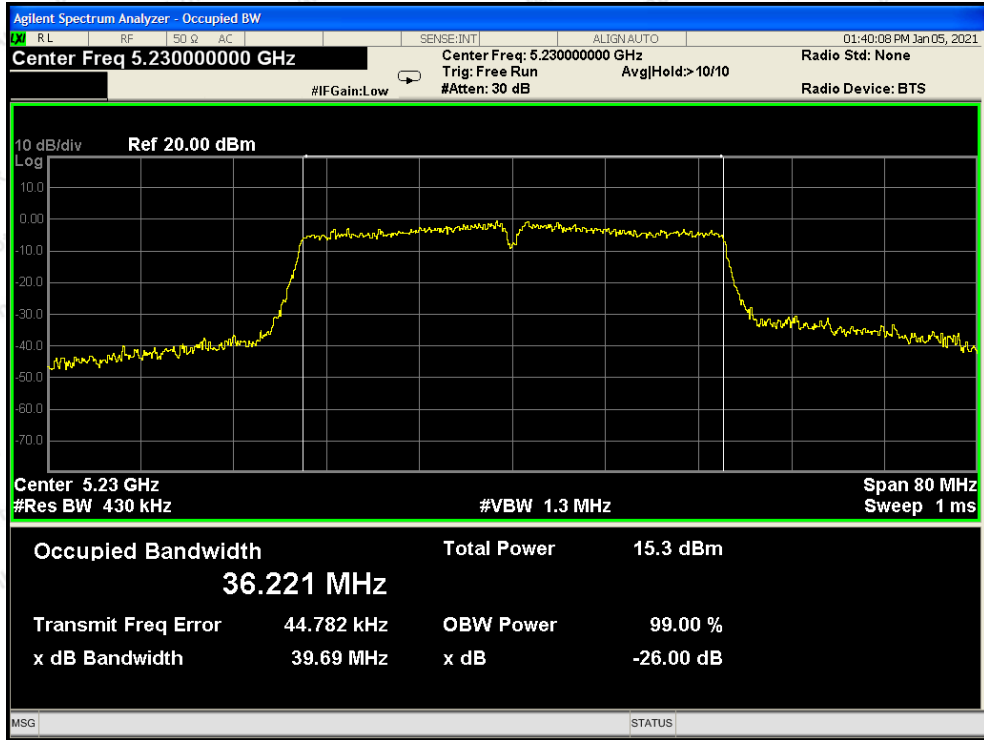




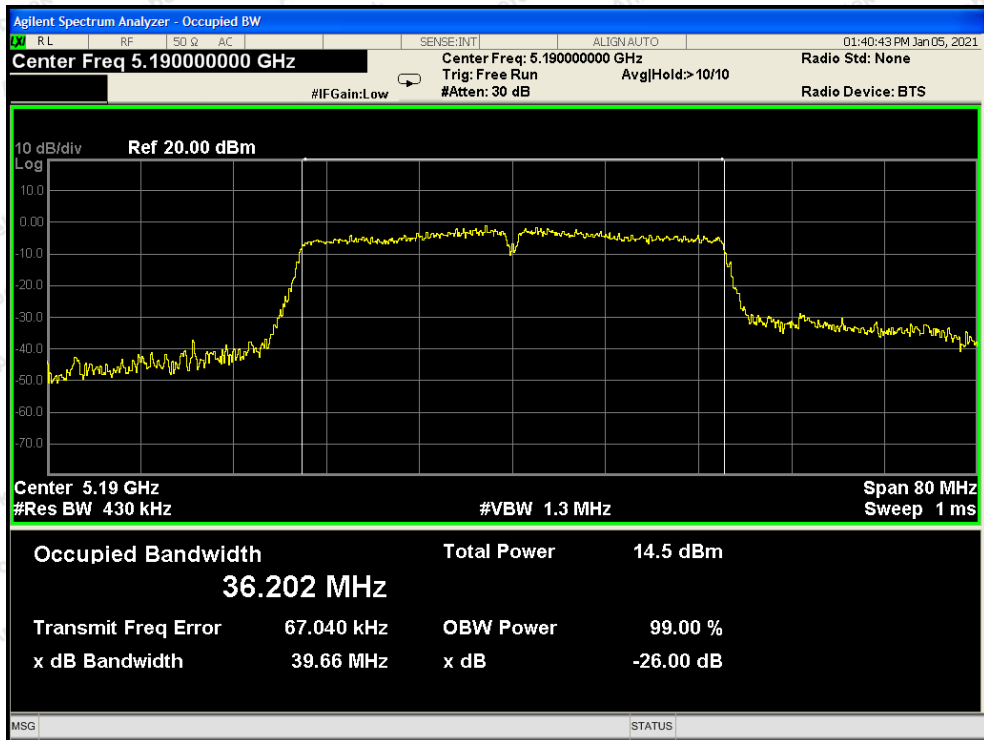
Test Mode: 802.11ac20---High



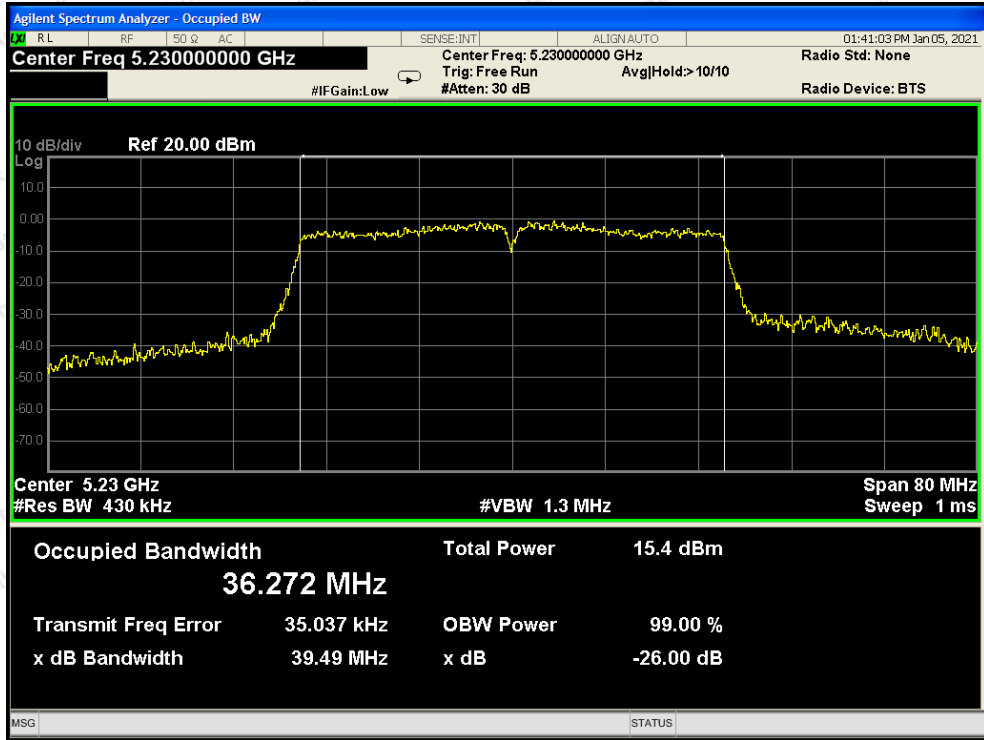
Test Mode: 802.11n40---Low



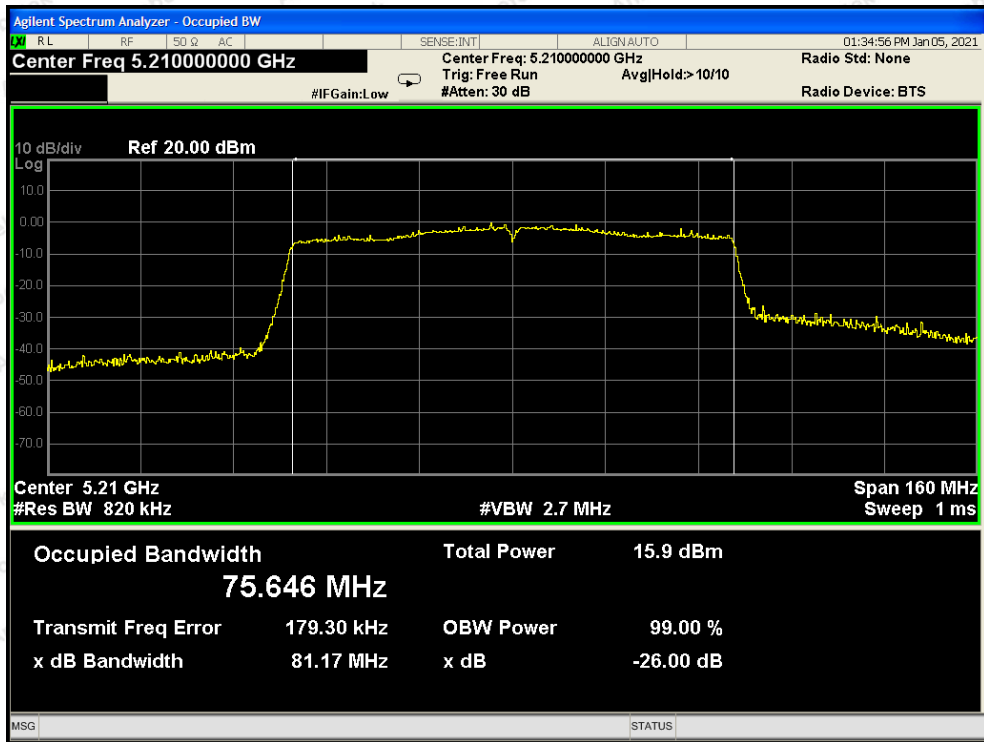
Test Mode: 802.11n40---High



Test Mode: 802.11ac40---Low



Test Mode: 802.11ac40---High



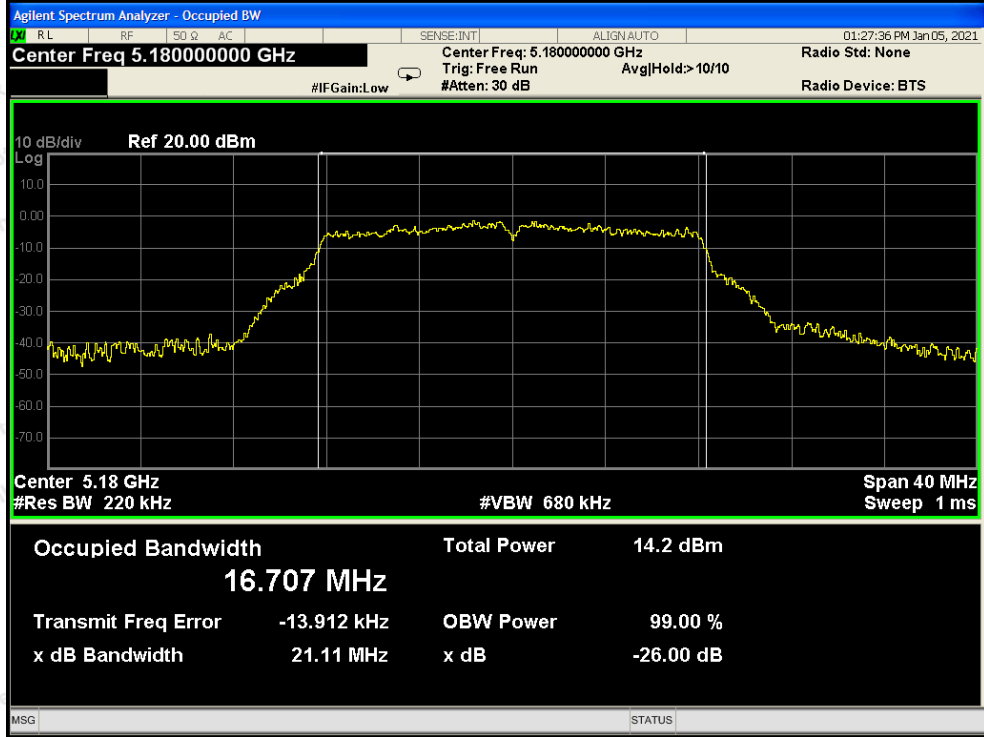
Test Mode: 802.11ac80



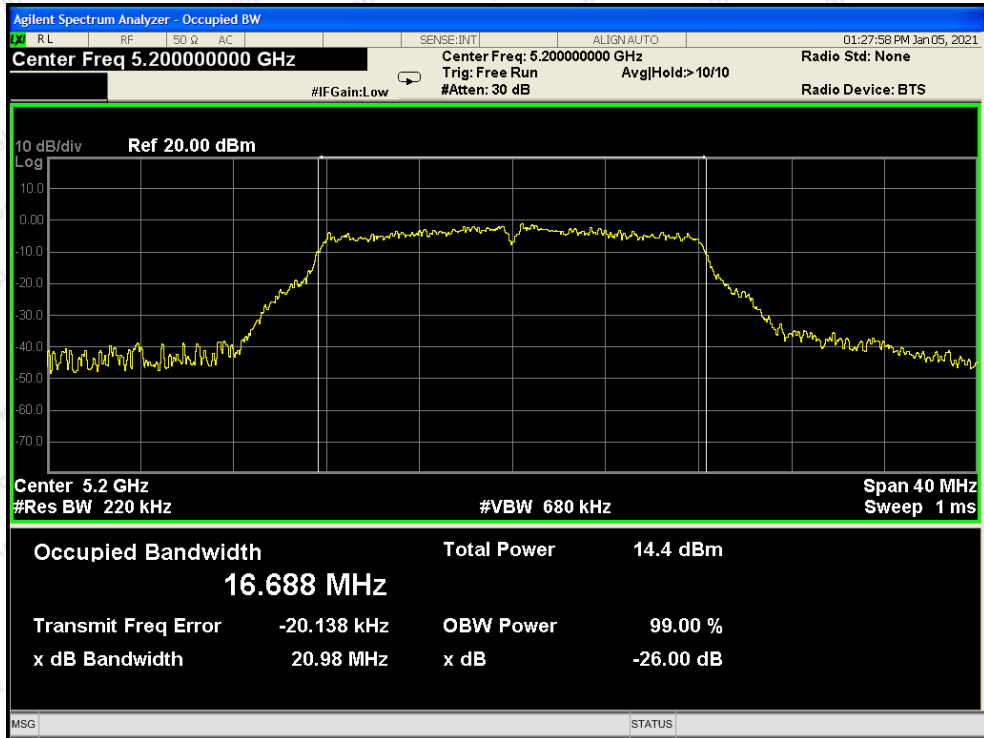
**ANT B:**

Mode	Channel Frequency (MHz)	26dB BW(MHz)	99% Bandwidth (MHz)
802.11a	5180	21.11	16.707
	5200	20.98	16.688
	5240	20.89	16.636
802.11n20	5180	21.36	17.819
	5200	21.46	17.806
	5240	21.16	17.793
802.11ac20	5180	21.20	17.824
	5200	21.41	17.749
	5240	21.36	17.802
802.11n40	5190	40.04	36.230
	5230	39.92	36.182
802.11ac40	5190	36.69	36.258
	5230	39.65	36.239
802.11ac80	5210	86.66	75.495

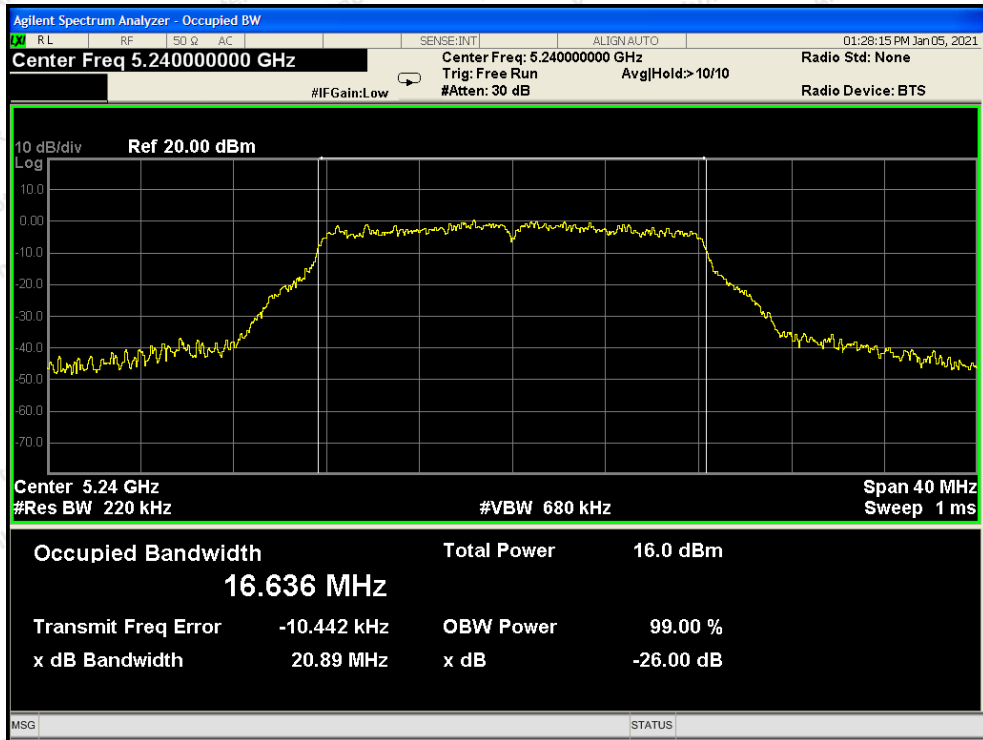
**26dB & 99% Bandwidth**



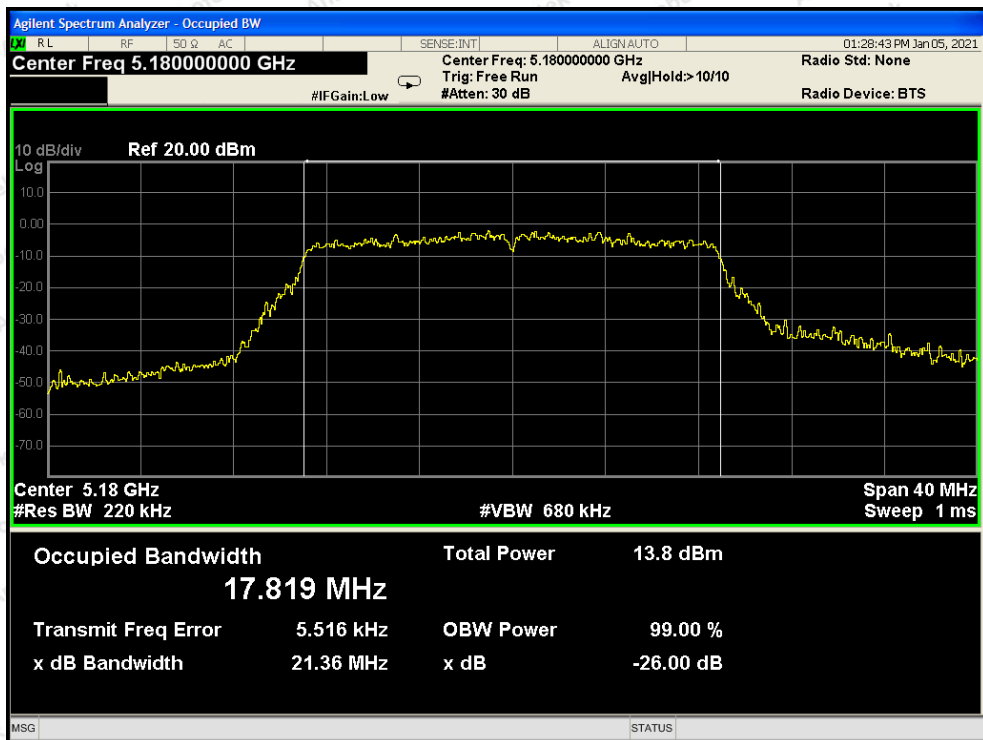
Test Mode: 802.11a--Low



Test Mode: 802.11a---Middle

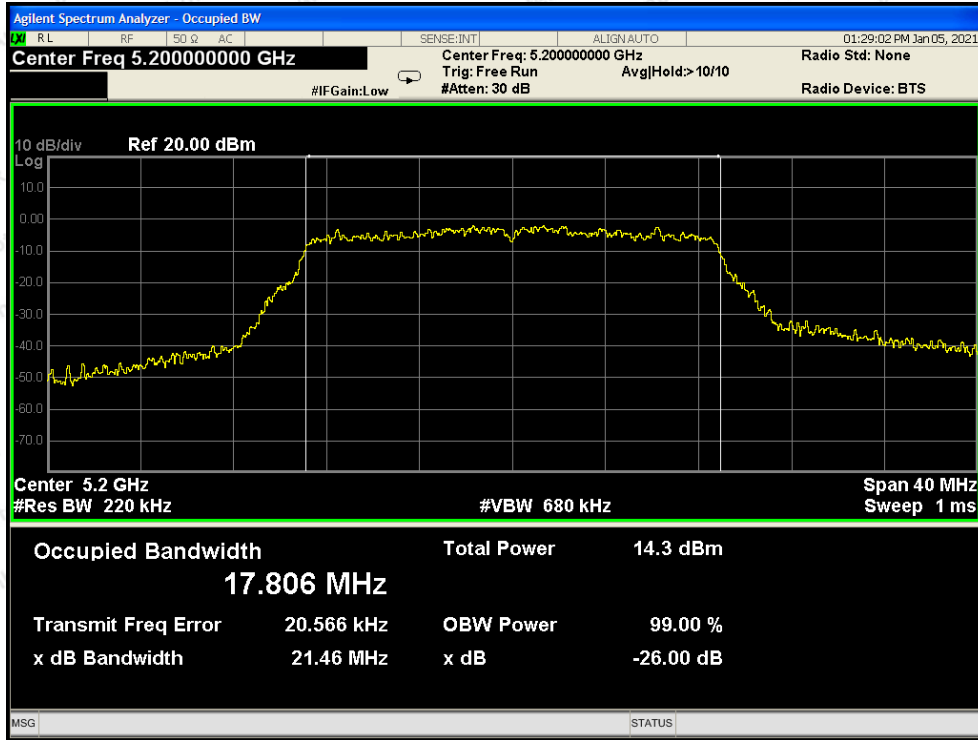


Test Mode: 802.11a---High

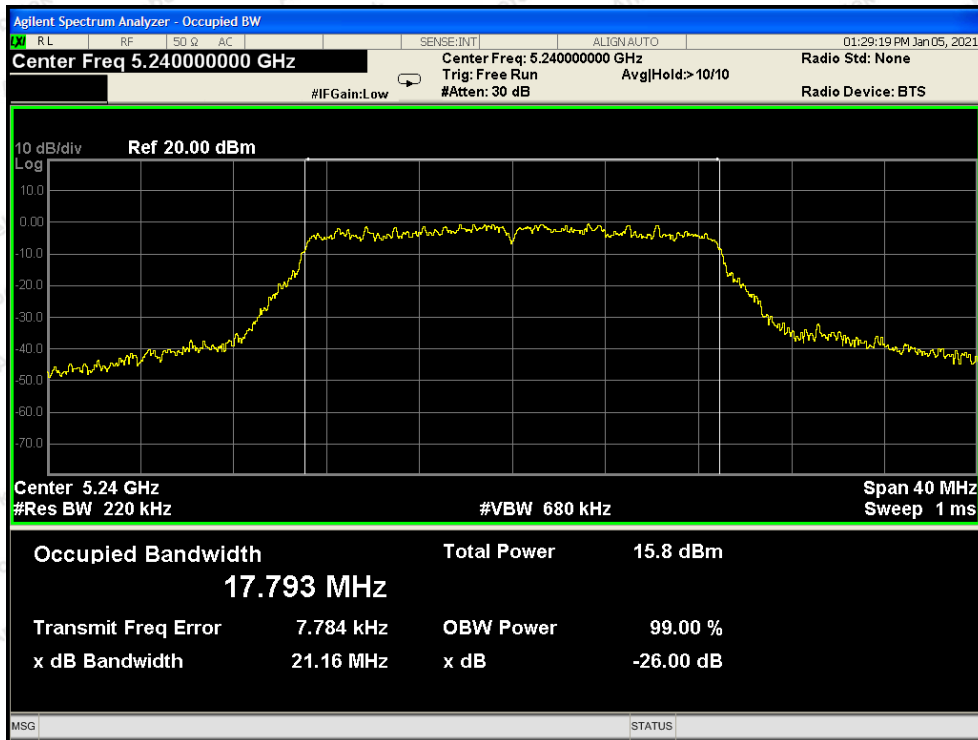


Test Mode: 802.11n20---Low

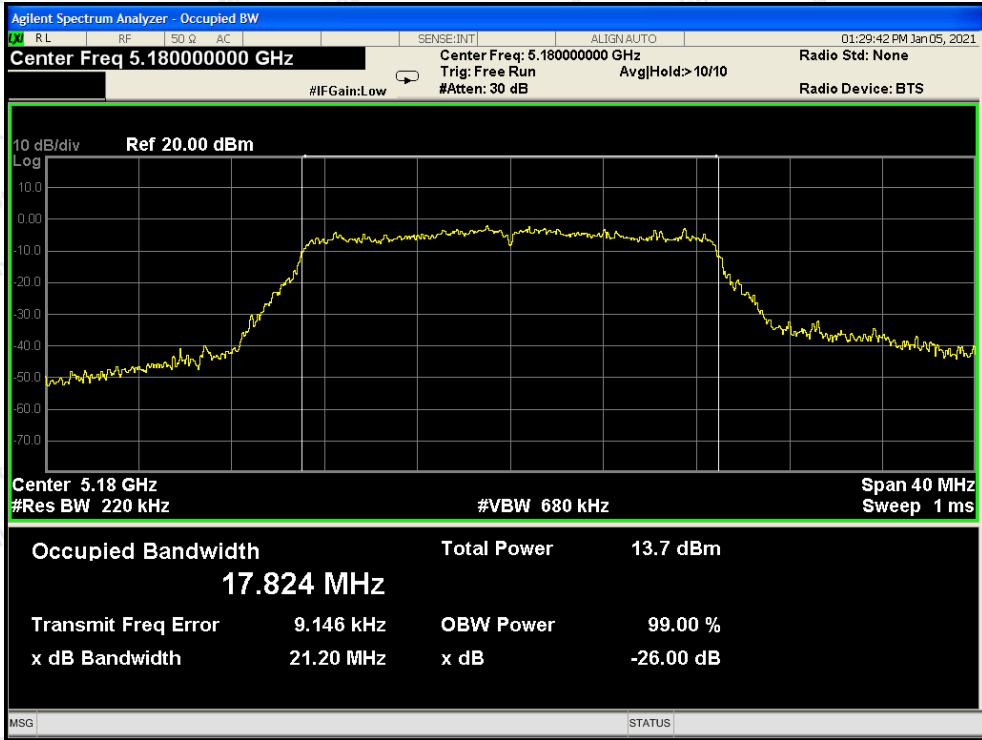




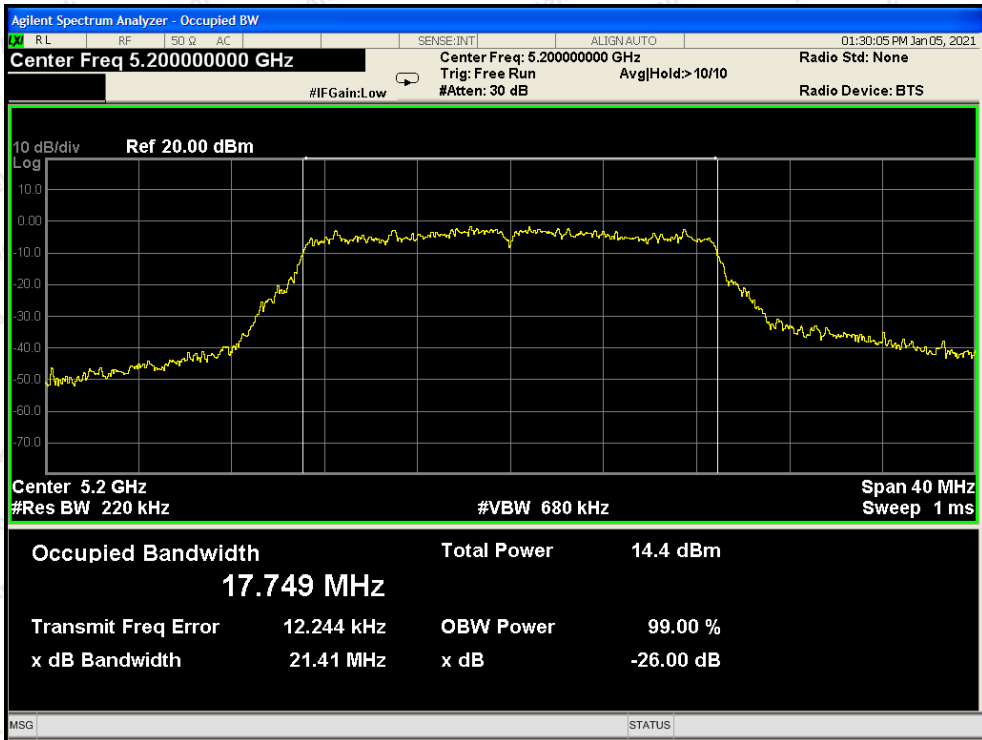
Test Mode: 802.11n20---Middle



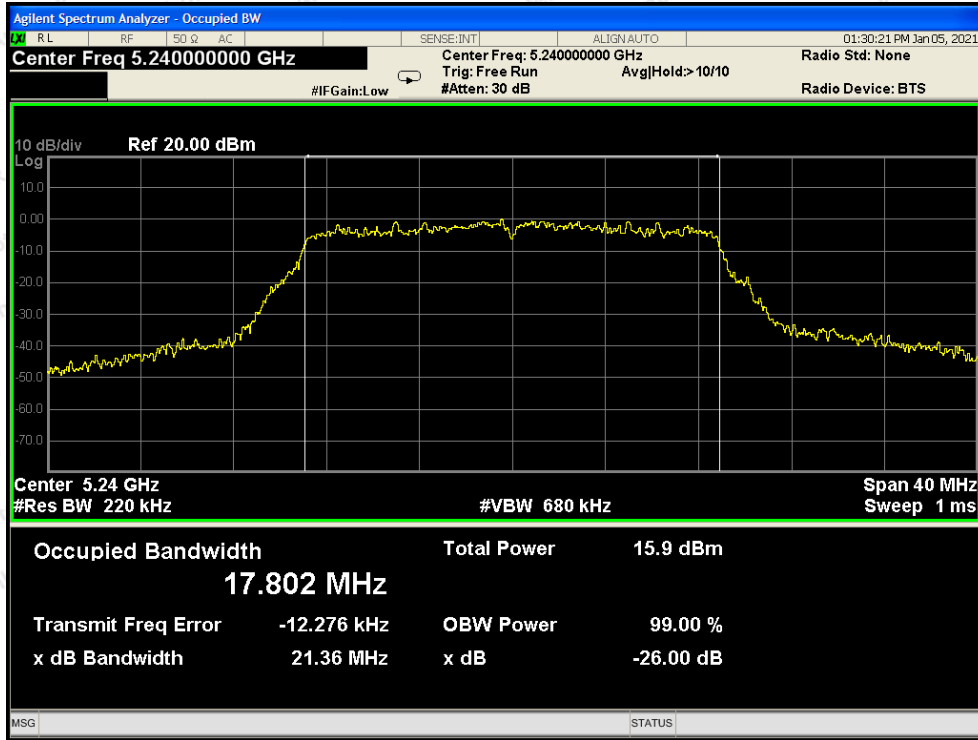
Test Mode: 802.11n20---High



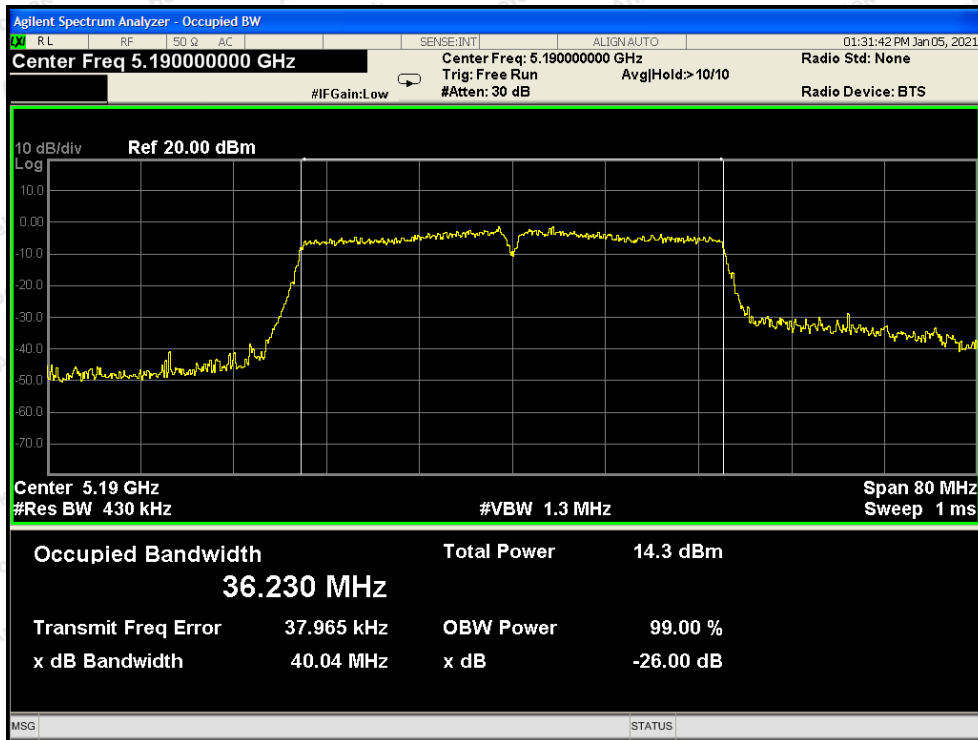
Test Mode: 802.11ac20--Low



Test Mode: 802.11ac20---Middle

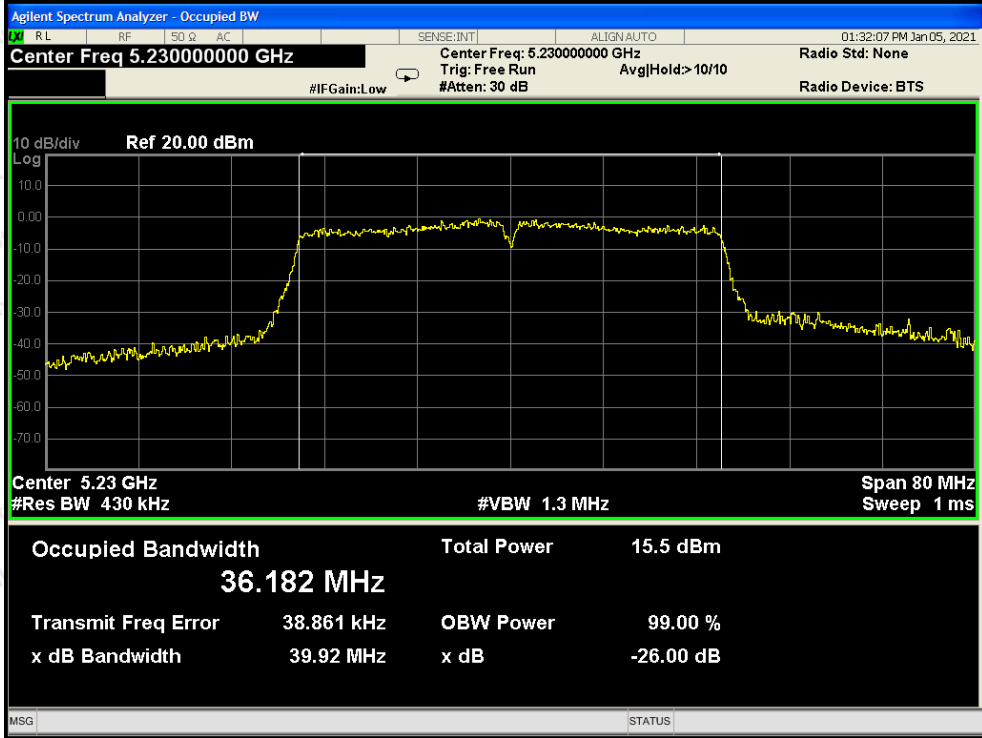


Test Mode: 802.11ac20---High

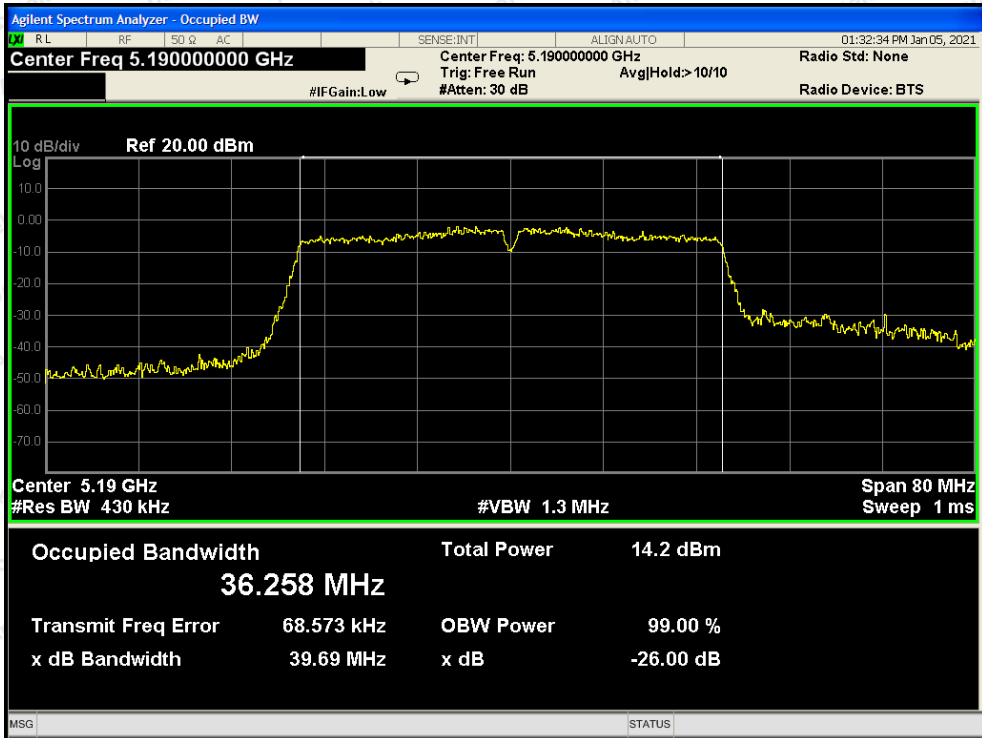


Test Mode: 802.11n40---Low

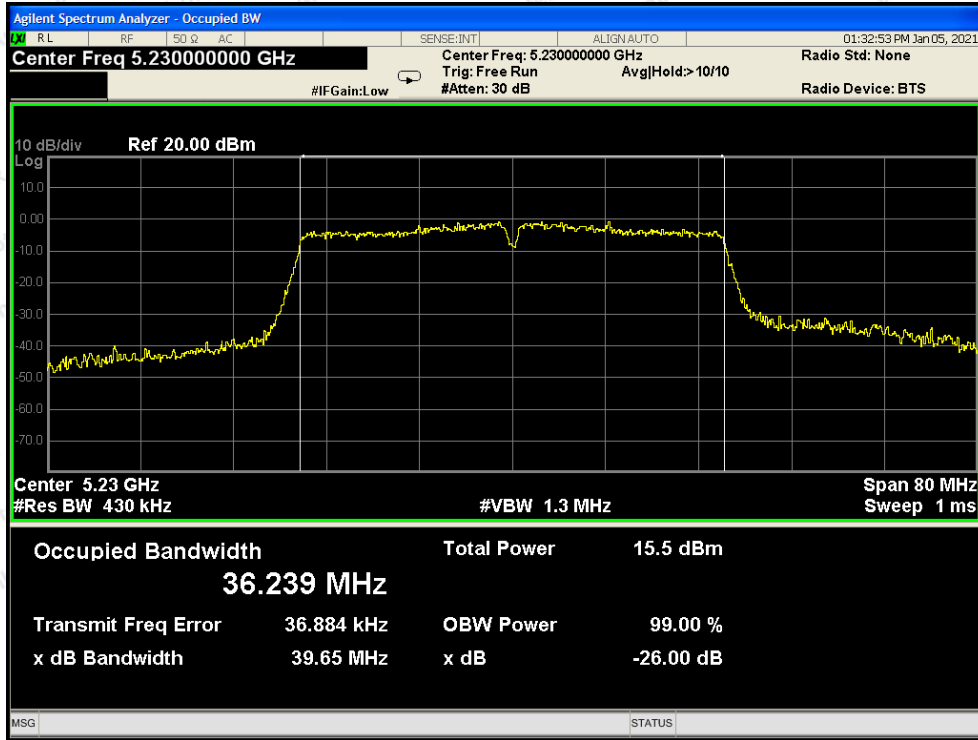




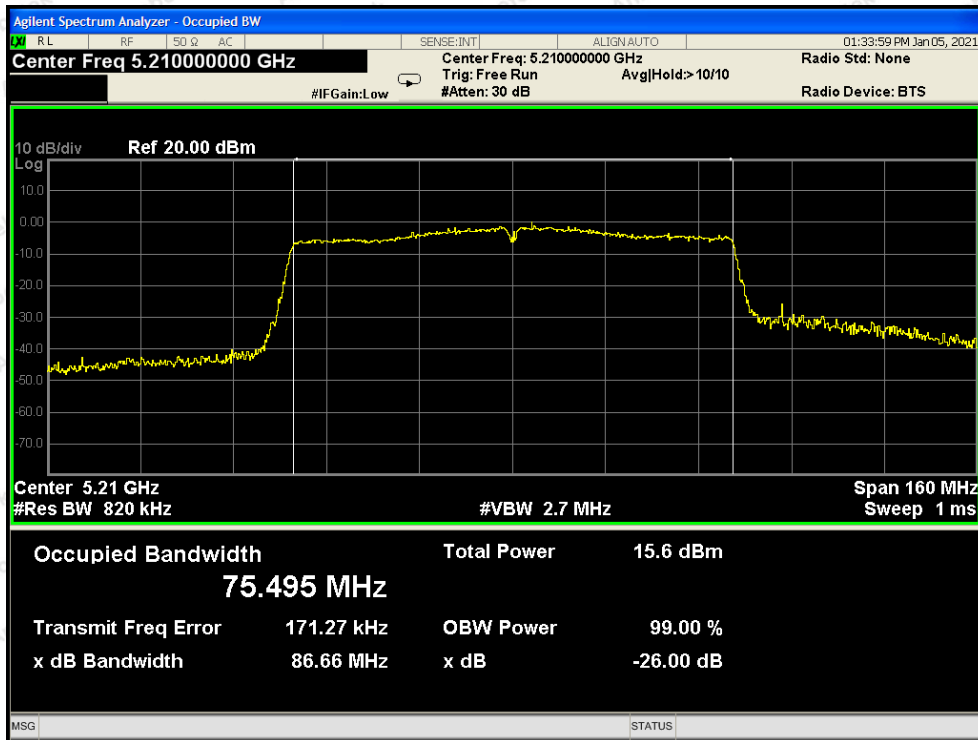
Test Mode: 802.11n40---High



Test Mode: 802.11ac40---Low



Test Mode: 802.11ac40---High



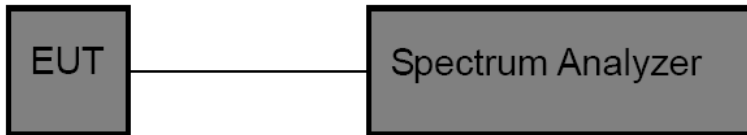
Test Mode: 802.11ac80

## 7. Power Spectral Density Test

### 7.1. Test Standard and Limit

Test Standard	FCC Part15 C Section 15.407 (a) (1)
Test Limit	11 dBm/MHz

### 7.2. Test Setup



### 7.3. Test Procedure

For devices operating in the bands 5.15-5.25 GHz, 5.25-5.35 GHz, and 5.47-5.725 GHz, the above procedures make use of 1 MHz RBW to satisfy directly the 1 MHz reference bandwidth specified in § 15.407(a)(5). For devices operating in the band 5.725-5.85 GHz, the rules specify a measurement bandwidth of 500 kHz. Many spectrum analyzers do not have 500 kHz RBW, thus a narrower RBW may need to be used. The rules permit the use of a RBWs less than 1 MHz, or 500 kHz, “provided that the measured power is integrated over the full reference bandwidth” to show the total power over the specified measurement bandwidth (i.e., 1 MHz, or 500 kHz).

1. The EUT is directly connected to the spectrum analyzer;
2. Set RBW =1MHz;
3. Set VBW ≥ 3 RBW=3MHz;
3. Set the span to encompass the entire emissions bandwidth (EBW) of the signal;
5. Detector=RMS;
6. Sweep time= auto couple;
7. Trace mode=max. hold;

### 7.4. Test Data



Test Item : Power Spectral Density  
 Test Voltage : AC 120V, 60Hz for adapter  
 Test Result : PASS

Test Mode : CH Low ~ CH High  
 Temperature : 23.4°C  
 Humidity : 55%RH

**ANT A:**

Test Mode	Channel Frequency (MHz)	Final Power Spectral Density (dBm/MHz)	Correctional Limit (dBm/MHz)	Results
802.11a	5180	3.093	11	PASS
	5200	3.765	11	PASS
	5240	5.489	11	PASS
802.11n20	5180	2.834	11	PASS
	5200	3.224	11	PASS
	5240	4.723	11	PASS
802.11ac20	5180	3.277	11	PASS
	5200	2.942	11	PASS
	5240	4.649	11	PASS
802.11n40	5190	0.412	11	PASS
	5230	1.485	11	PASS
802.11ac40	5190	0.701	11	PASS
	5230	1.668	11	PASS
802.11ac80	5210	-1.692	11	PASS

**ANT B:**

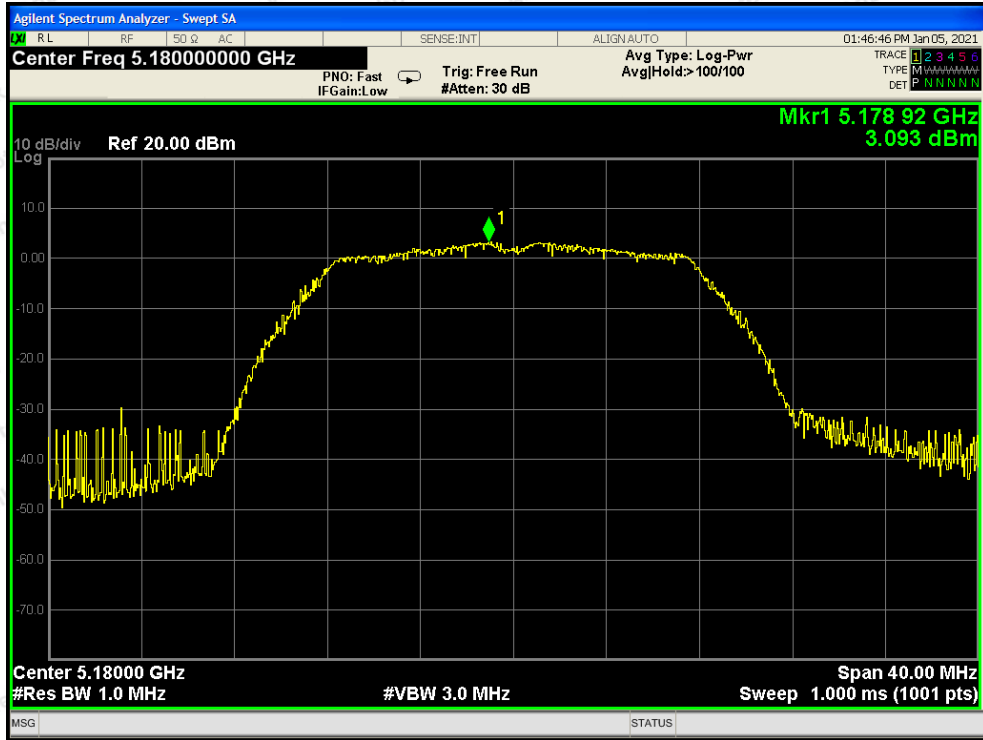
Test Mode	Channel Frequency (MHz)	Final Power Spectral Density (dBm/MHz)	Correctional Limit (dBm/MHz)	Results
802.11a	5180	2.836	11	PASS
	5200	3.402	11	PASS
	5240	5.203	11	PASS
802.11n20	5180	2.345	11	PASS
	5200	2.336	11	PASS
	5240	5.023	11	PASS

802.11ac20	5180	1.814	11	PASS
	5200	1.696	11	PASS
	5240	4.064	11	PASS
802.11n40	5190	-0.351	11	PASS
	5230	0.965	11	PASS
802.11ac40	5190	0.680	11	PASS
	5230	1.770	11	PASS
802.11ac80	5210	-1.835	11	PASS

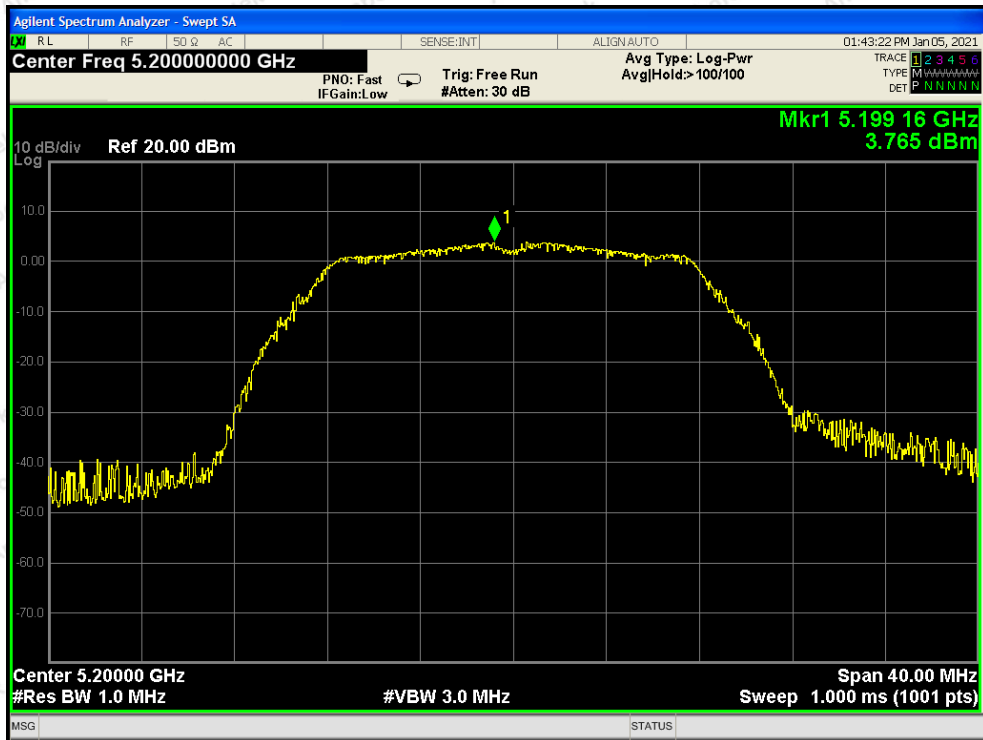
### ANT A+B:

Test Mode	Channel Frequency (MHz)	Final Power Spectral Density (dBm/MHz)	Correctional Limit (dBm/MHz)	Results
802.11n20	5180	5.61	11	PASS
	5200	5.81	11	PASS
	5240	7.89	11	PASS
802.11ac20	5180	5.62	11	PASS
	5200	5.37	11	PASS
	5240	7.38	11	PASS
802.11n40	5190	3.06	11	PASS
	5230	4.24	11	PASS
802.11ac40	5190	3.70	11	PASS
	5230	4.73	11	PASS
802.11ac80	5210	1.25	11	PASS

ANT A

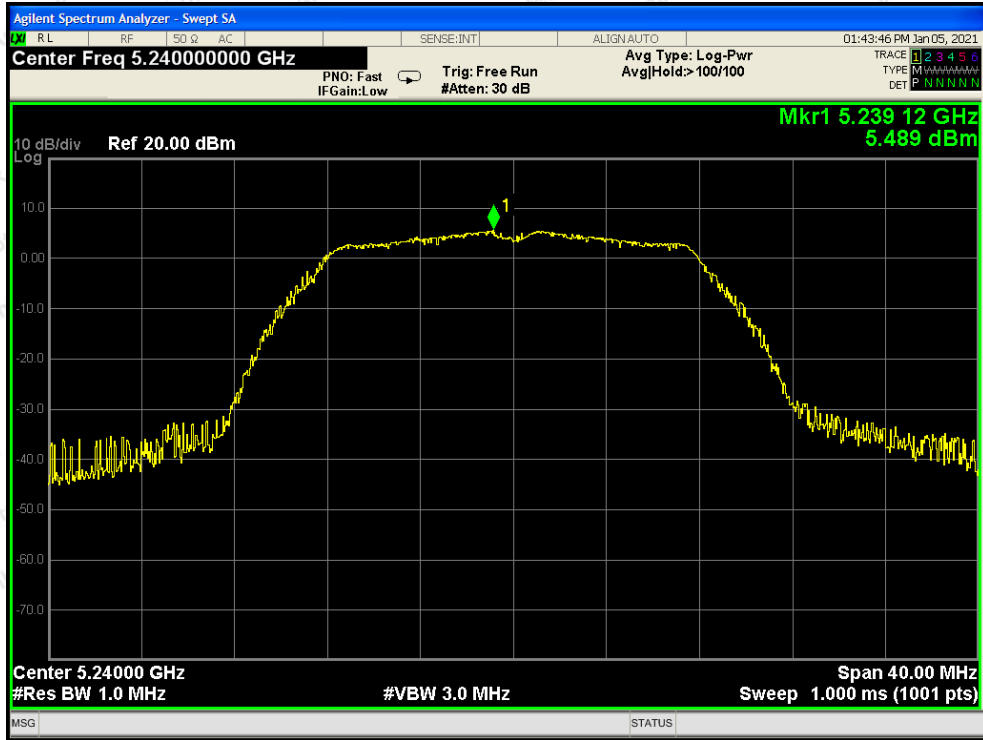


Test Mode: 802.11a--Low

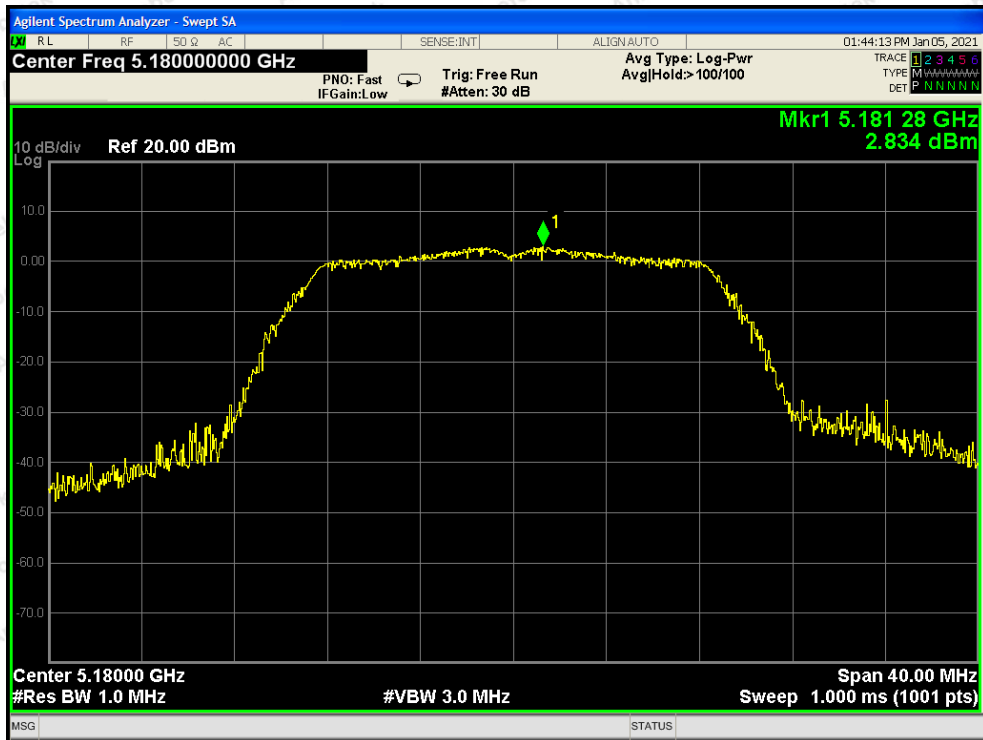


Test Mode: 802.11a---Middle

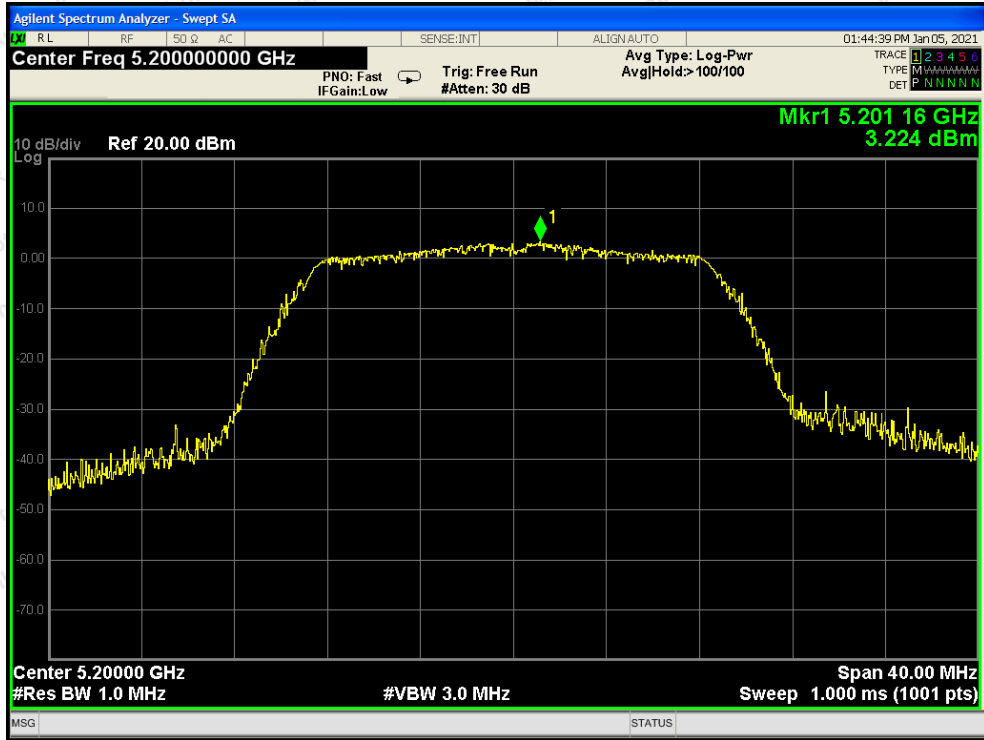




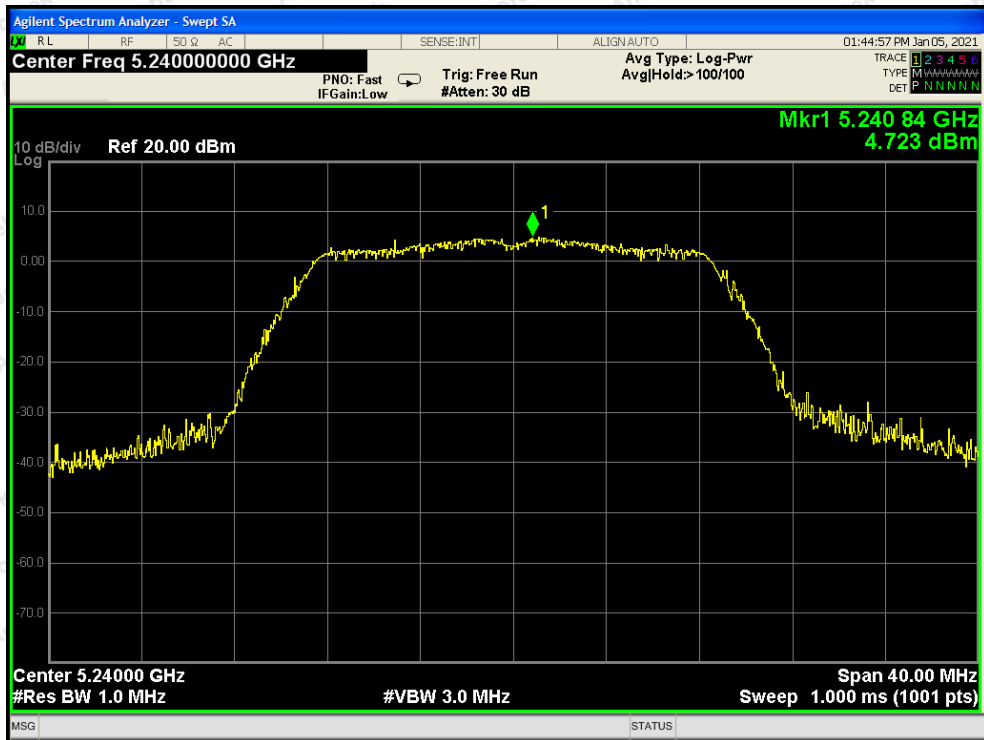
Test Mode: 802.11a---High



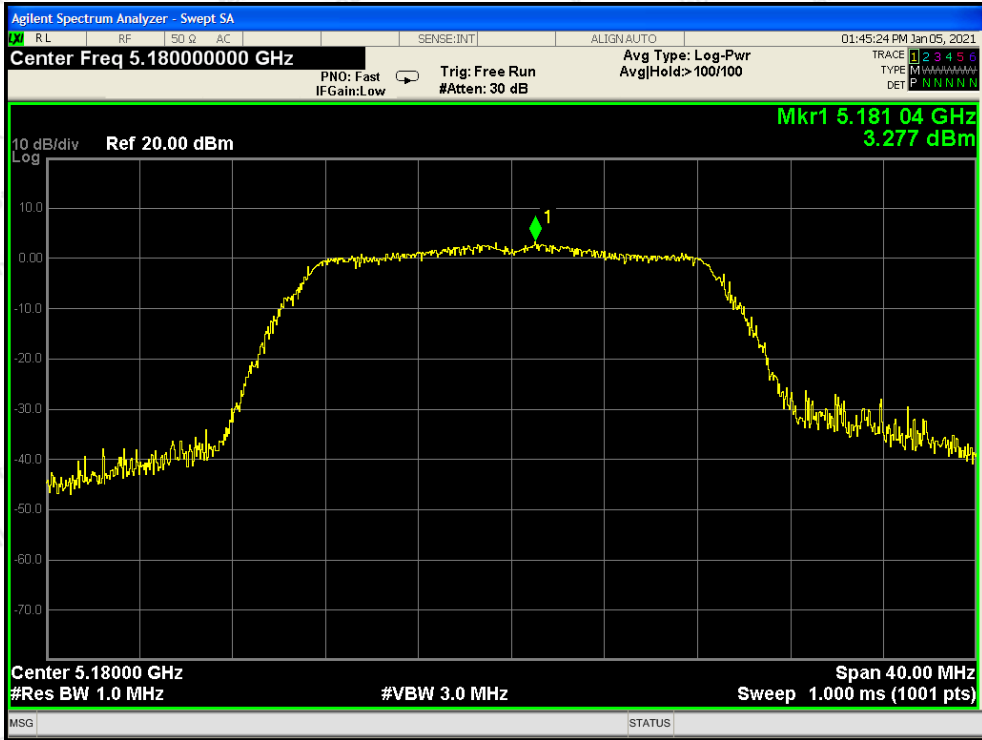
Test Mode: 802.11n20---Low



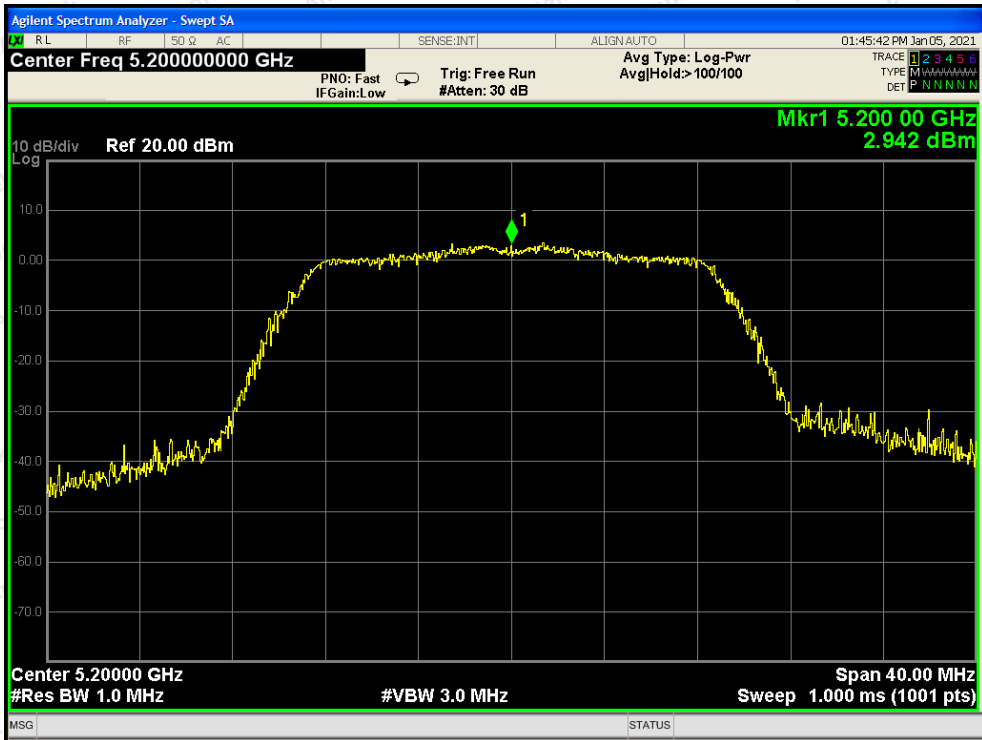
Test Mode: 802.11n20---Middle



Test Mode: 802.11n20---High

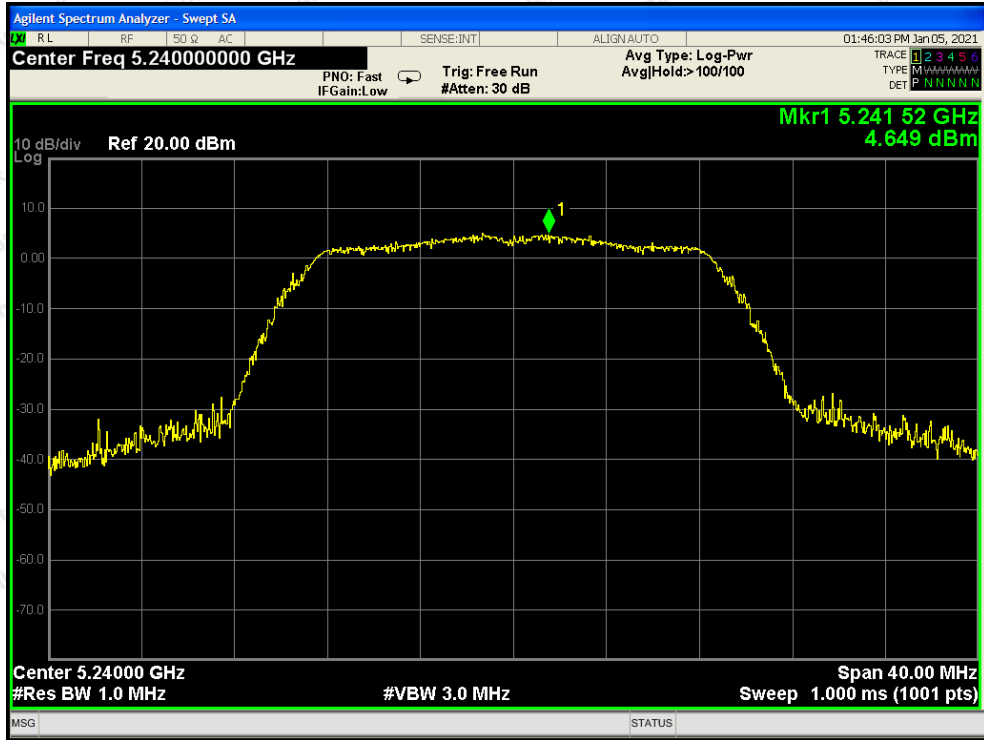


Test Mode: 802.11ac20--Low

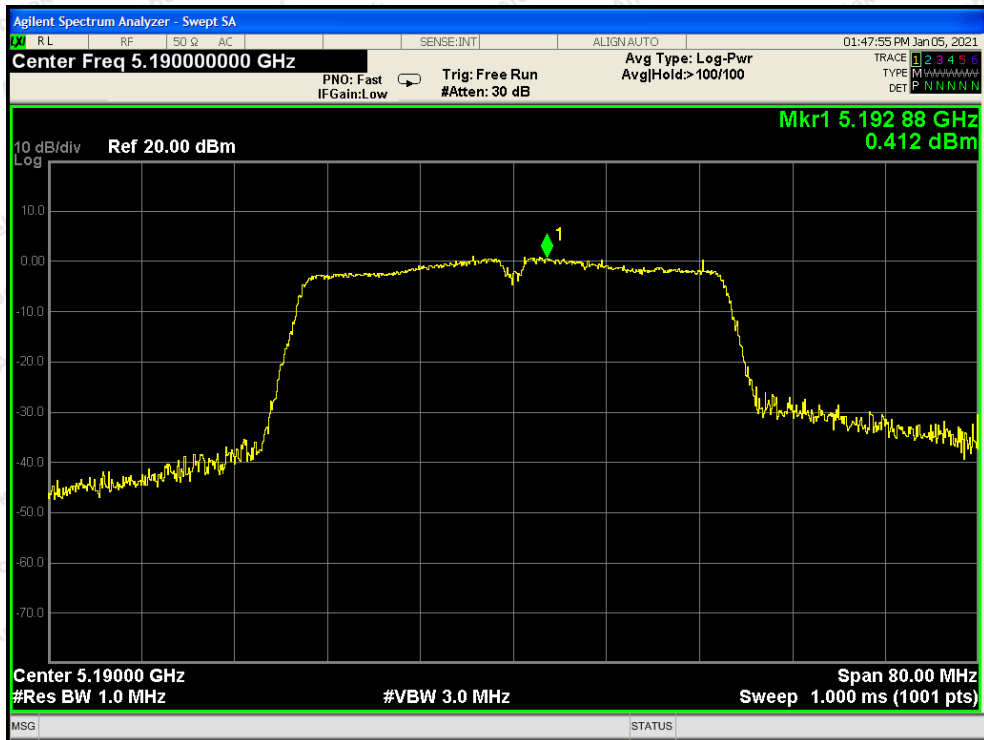


Test Mode: 802.11ac20---Middle

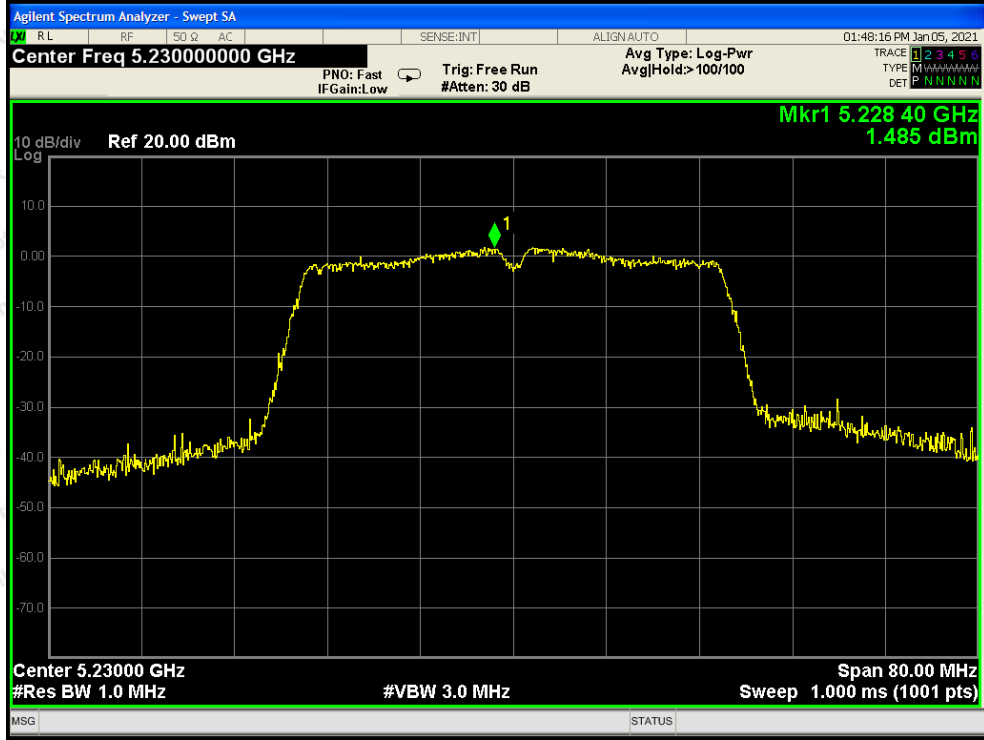




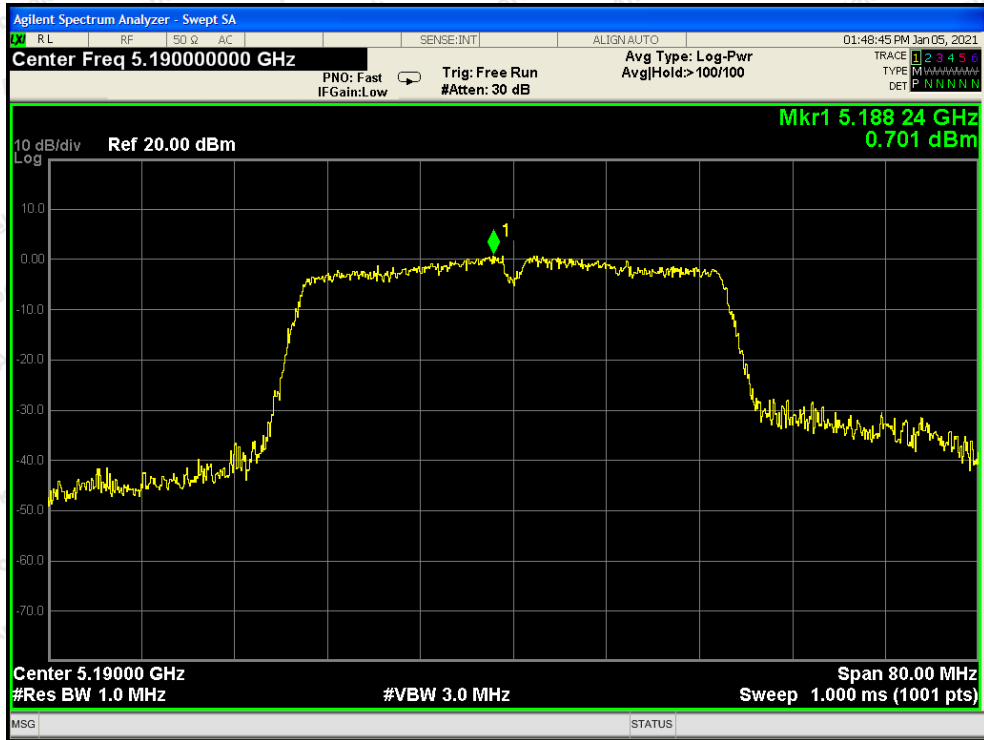
Test Mode: 802.11ac20---High



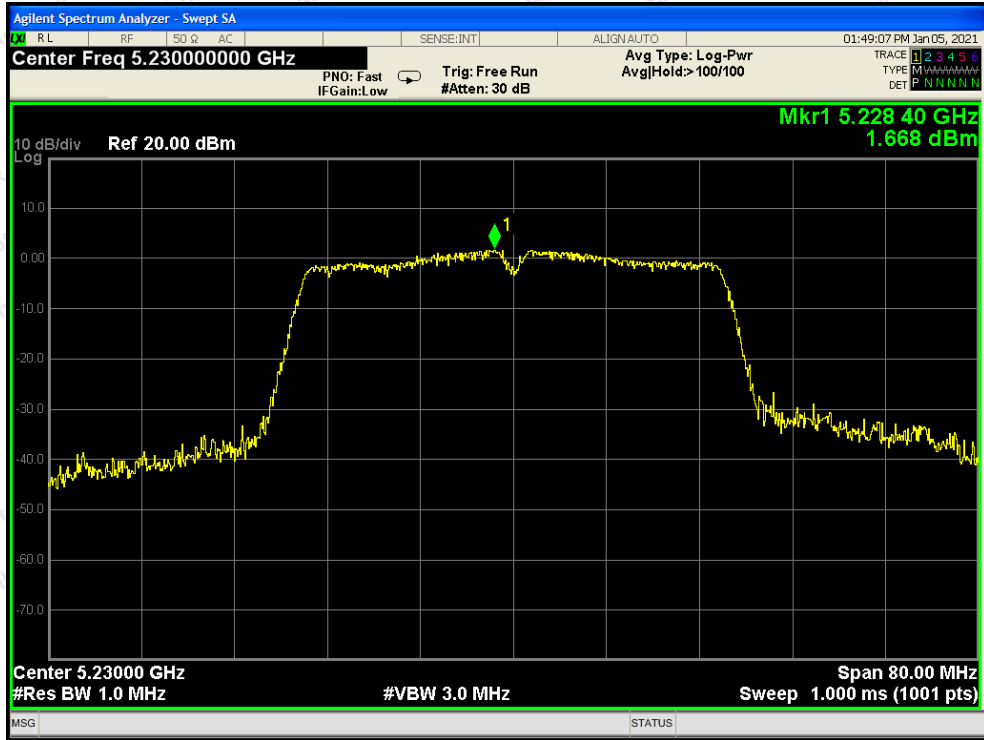
Test Mode: 802.11n40---Low



Test Mode: 802.11n40---High



Test Mode: 802.11ac40---Low



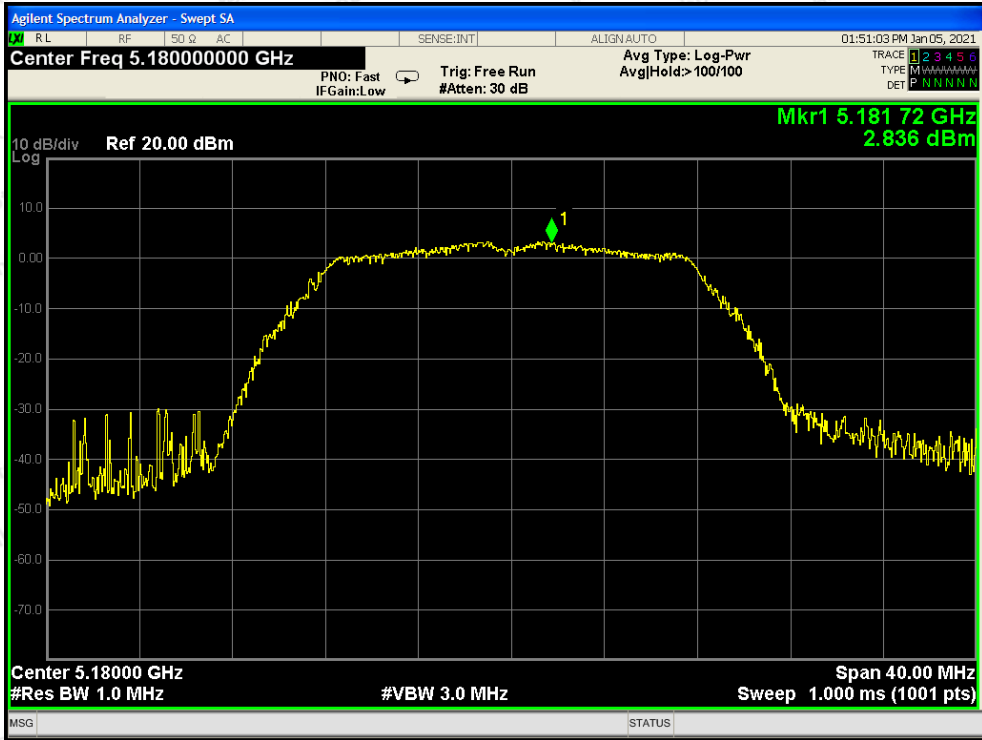
Test Mode: 802.11ac40---High



Test Mode: 802.11ac80



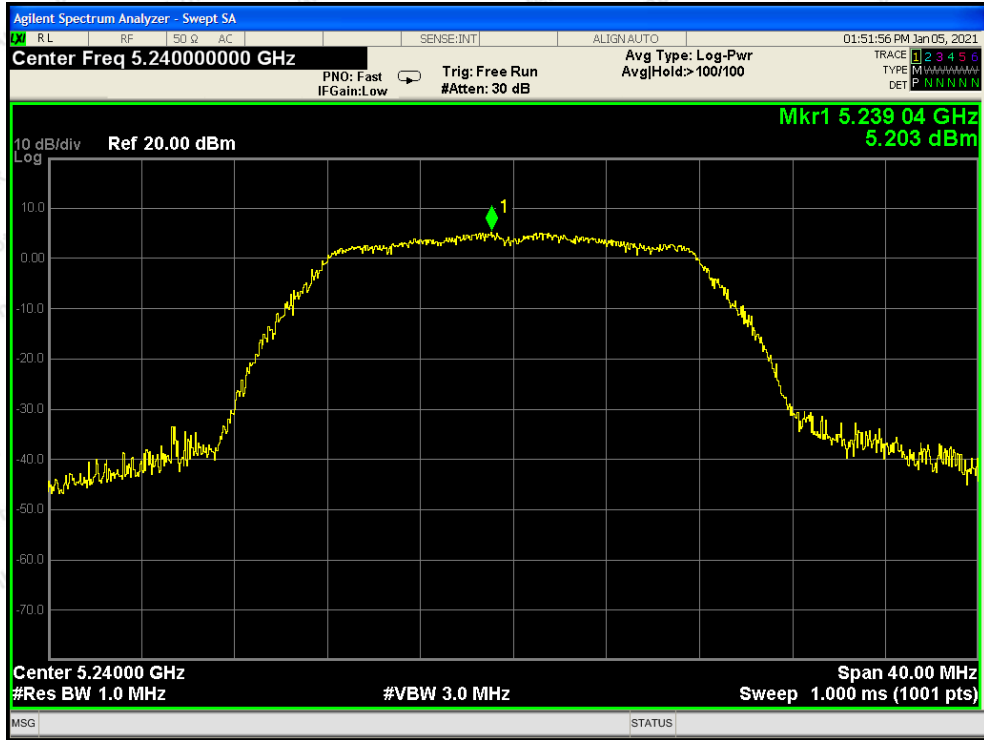
ANT B



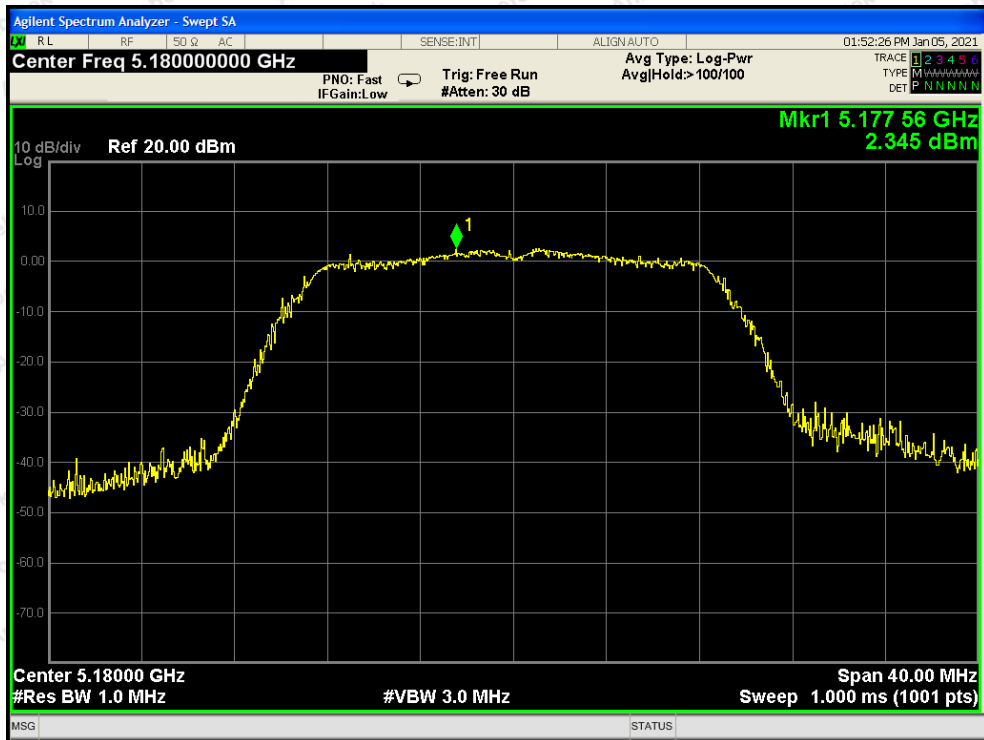
Test Mode: 802.11a--Low



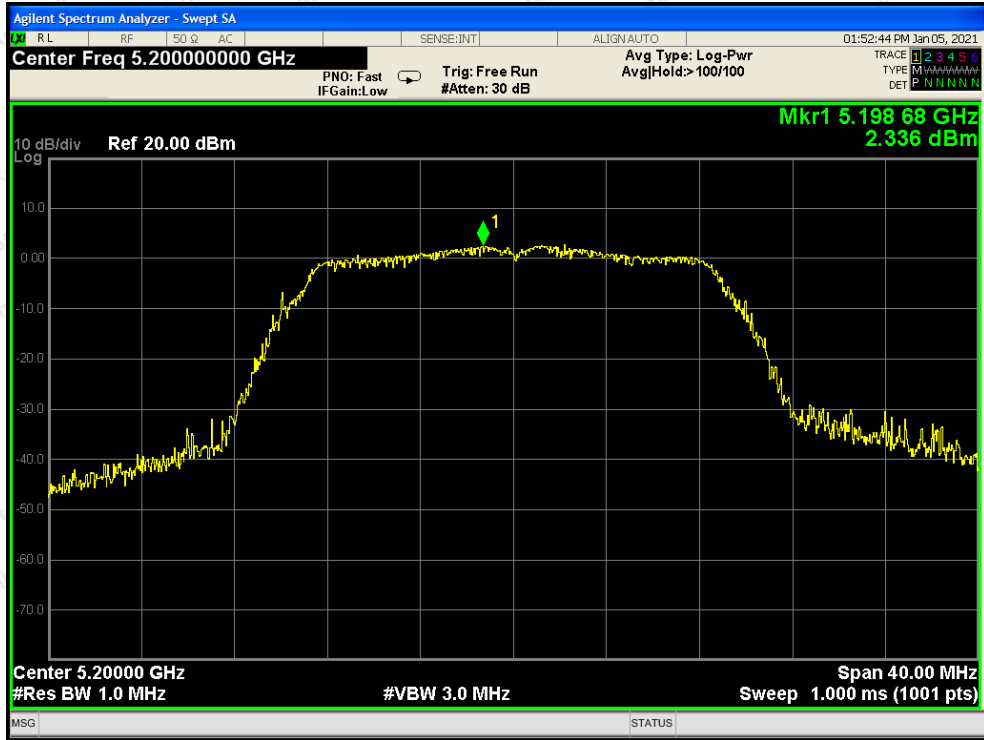
Test Mode: 802.11a---Middle



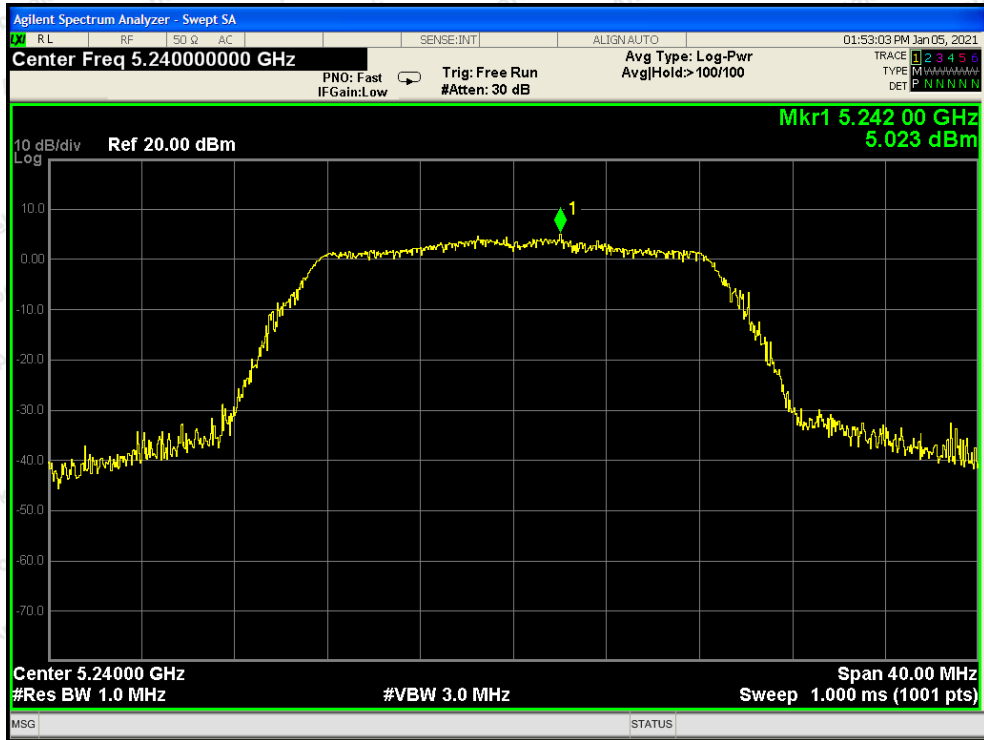
Test Mode: 802.11a---High



Test Mode: 802.11n20---Low

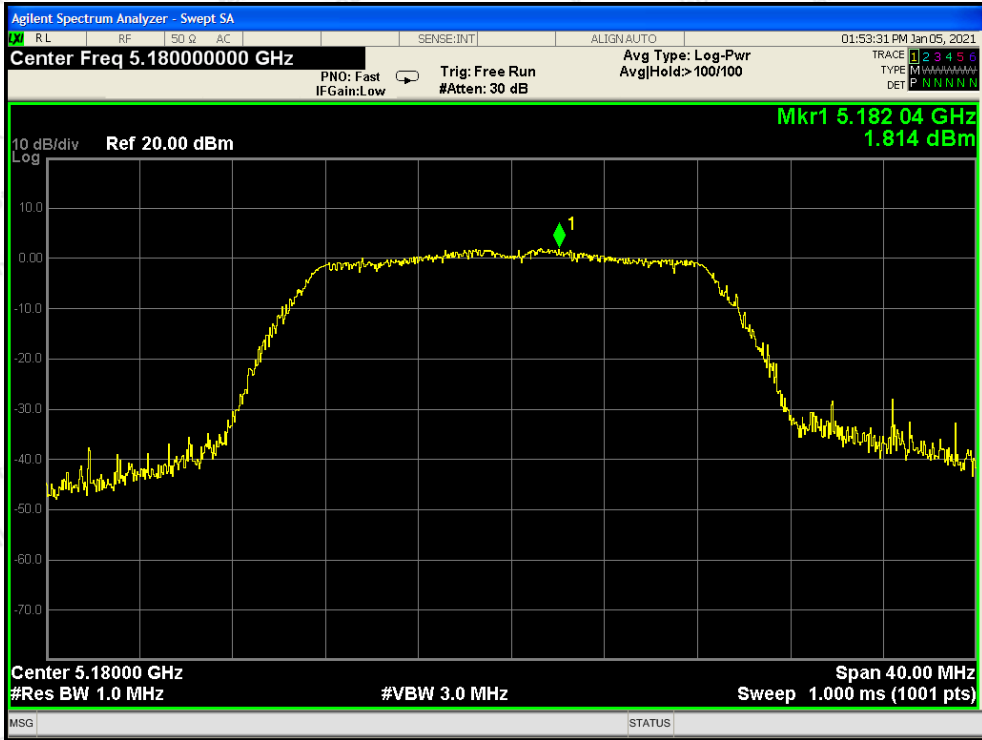


Test Mode: 802.11n20---Middle

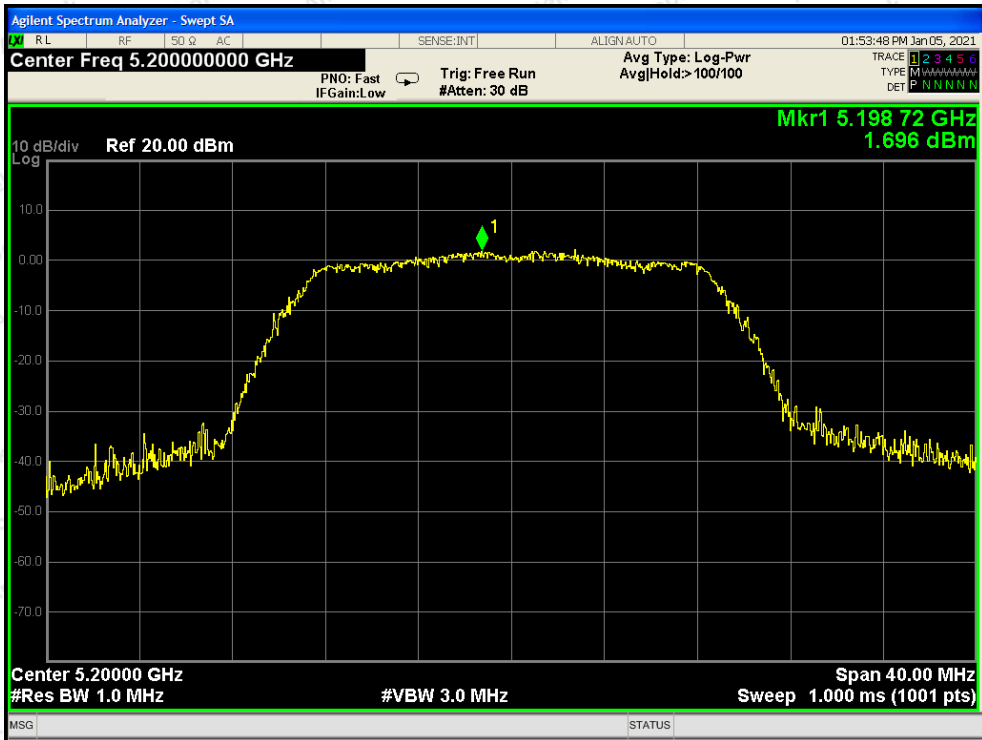


Test Mode: 802.11n20---High

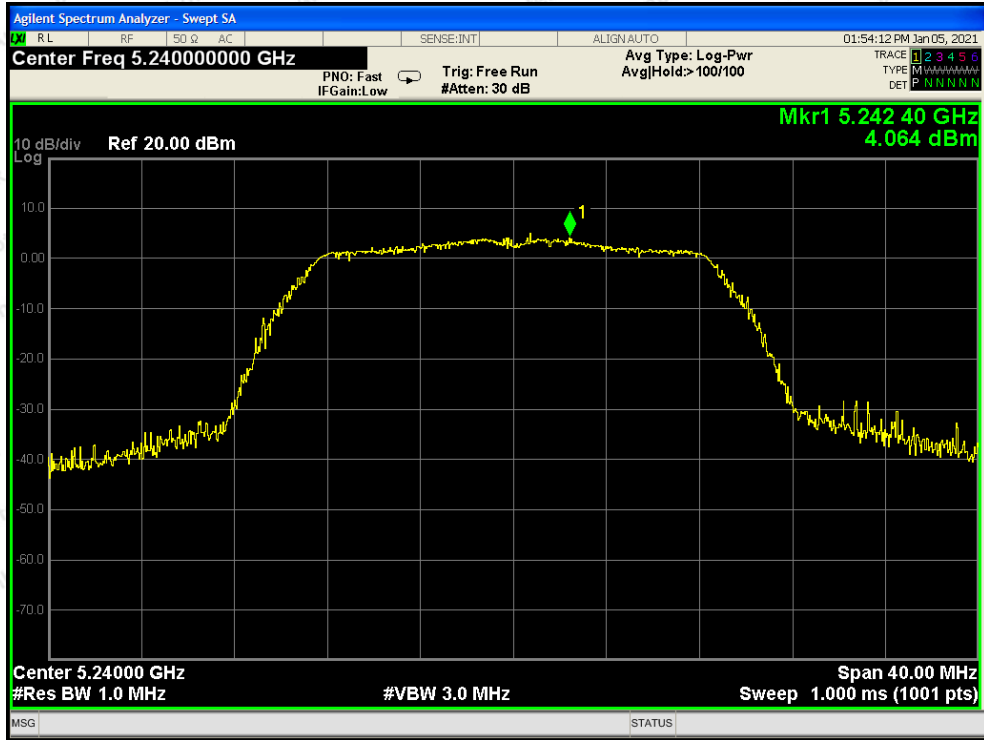




Test Mode: 802.11ac20--Low



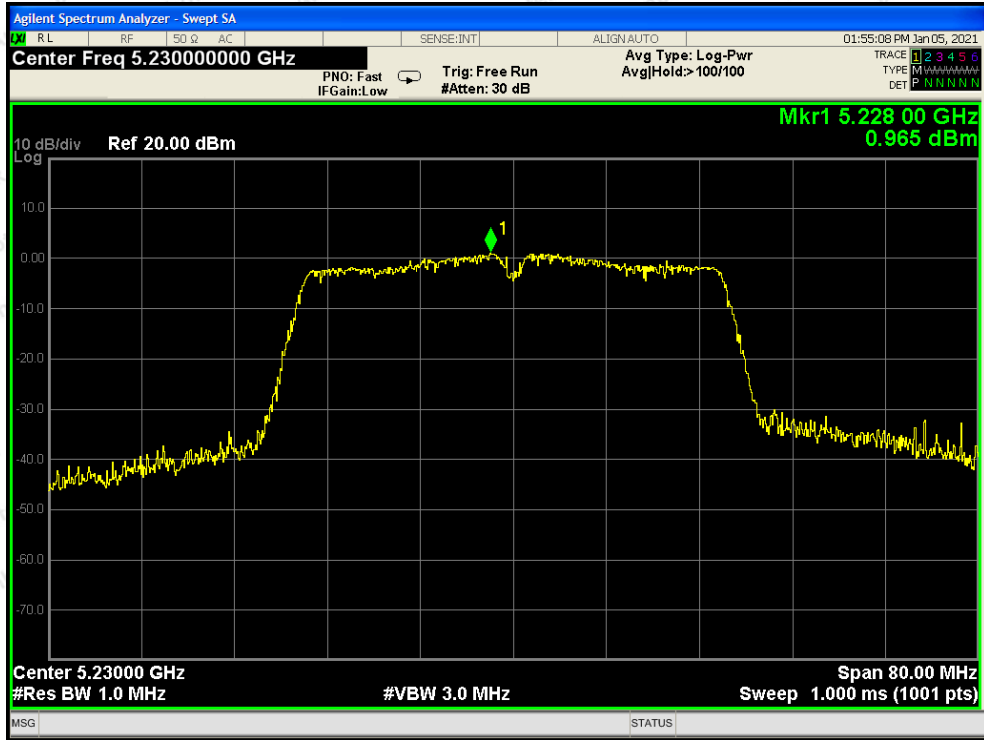
Test Mode: 802.11ac20---Middle



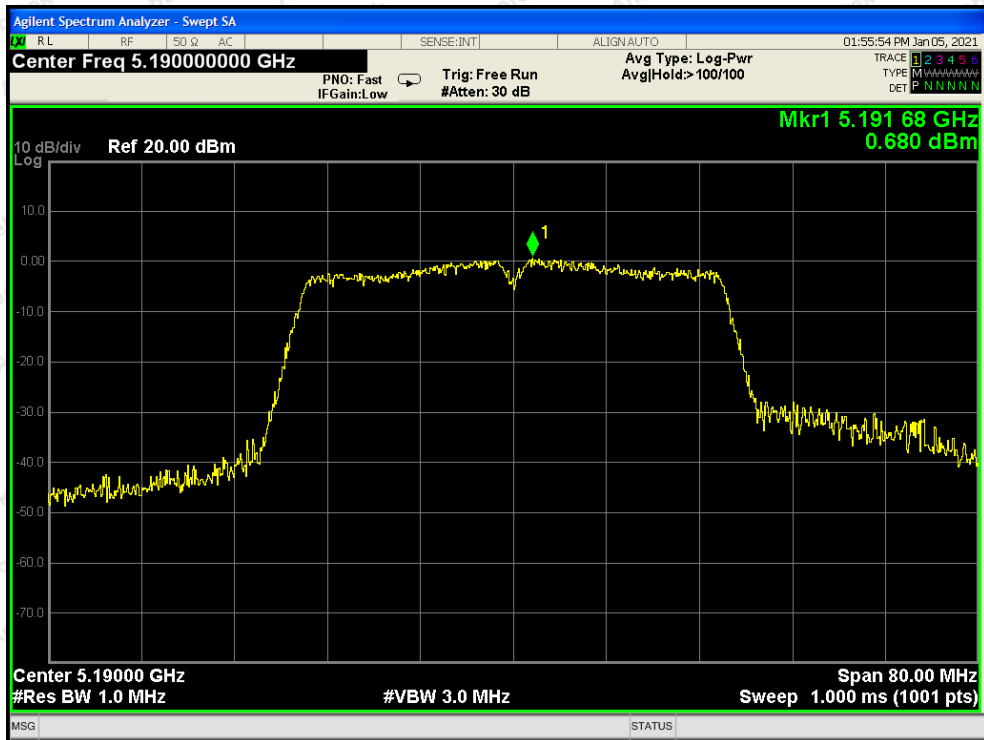
Test Mode: 802.11ac20---High



Test Mode: 802.11n40---Low

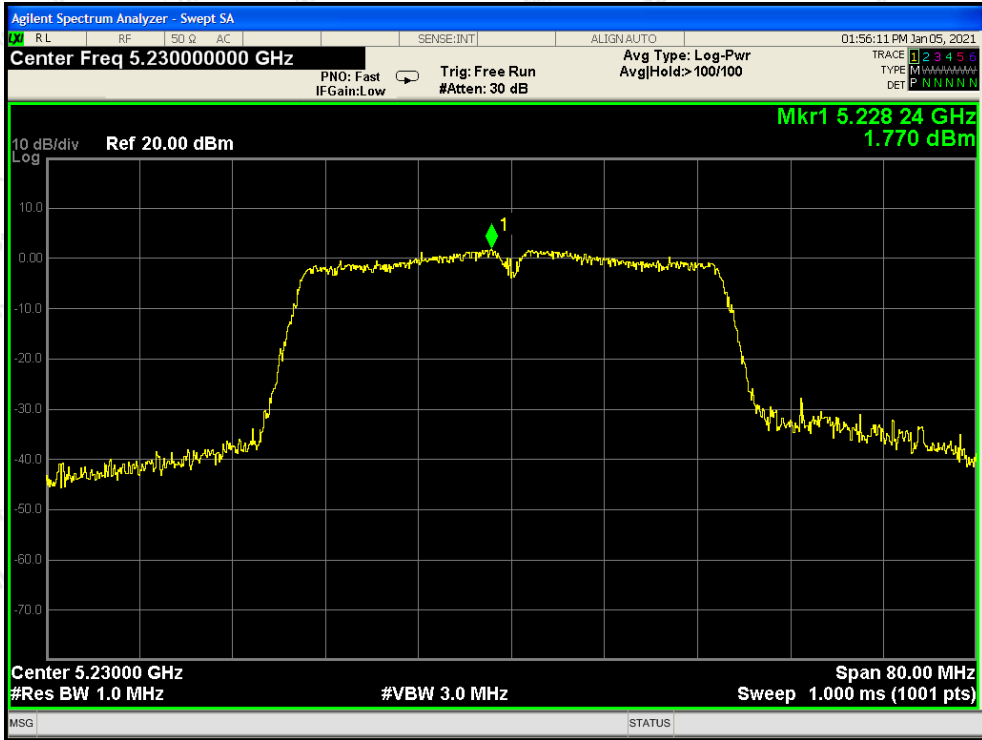


Test Mode: 802.11n40---High



Test Mode: 802.11ac40---Low





Test Mode: 802.11ac40---High



Test Mode: 802.11ac80


## 8. Antenna Requirement

### 8.1. Test Standard and Requirement

Test Standard	FCC Part15 Section 15.203 /15.407
Requirement	<p>1) 15.203 requirement: An intentional radiator shall be designed to ensure that no antenna other than that furnished by the responsible party shall be used with the device. The use of a permanently attached antenna or of an antenna that uses a unique coupling to the intentional radiator, the manufacturer may design the unit so that a broken antenna can be replaced by the user, but the use of a standard antenna jack or electrical connector is prohibited.</p> <p>2) 15.407 requirement: An intentional radiator shall be designed to ensure that no antenna other than that furnished by the responsible party shall be used with the device. The use of a permanently attached antenna or of an antenna that uses a unique coupling to the intentional radiator shall be considered sufficient to comply with the provisions of this section. The manufacturer may design the unit so that a broken antenna can be replaced by the user, but the use of a standard antenna jack or electrical connector is prohibited. This requirement does not apply to carrier current devices or to devices operated under the provisions of §15.211, §15.213, §15.217, §15.219, or §15.221. Further, this requirement does not apply to intentional radiators that must be professionally installed, such as perimeter protection systems and some field disturbance sensors, or to other intentional radiators which, in accordance with §15.31(d), must be measured at the installation site. However, the installer shall be responsible for ensuring that the proper antenna is employed so that the limits in this part are not exceeded.</p>

### 8.2. Antenna Connected Construction

The antenna is a PIFA Antenna &PCB Antenna which permanently attached, and the best case gain of the antenna is 5.51 dBi. It complies with the standard requirement.





## 9. Frequency Stability

According to the manufacturer, under any normal operating conditions, the working frequency of the product is in the range of 5150-5250MHz.

# APPENDIX I -- PHOTOGRAPH


Reference to the test report 18220WC00195001.

----- End of Report -----

**Shenzhen Anbotek Compliance Laboratory Limited**

Code:AB-RF-05-a

Address: 1/F., Building D, Sogood Science and Technology Park, Sanwei Community,  
Hangcheng Street, Bao'an District, Shenzhen, Guangdong, China.  
Tel: (86) 755-26066440 Fax: (86) 755-26014772 Email: service@anbotek.com

 Hotline  
400-003-0500  
www.anbotek.com