

## GRAVITY PHONE HOLDER & WIRELESS CHARGER 2-IN-1 KIT



RF Exposure Warning Statements:  
This equipment complies with FCC radiation exposure limits set forth for an uncontrolled environment. This equipment shall be installed and operated with minimum distance 20cm between the radiator & body.

**USER'S MANUAL**  
MODEL: VCW-510Y  
VERSION: V-01

1

Thank you for choosing VCW-510 Gravity Phone Holder & Wireless Charger 2-in-1 Kit. This product is designed and built specifically for cars. It can be fixed on the air vent of the car to hold your phone securely, in the meantime, it adopts high-performance wireless charging chip by Qi standard to provide fast wireless charging to your phone.

### Safety Guide

- (1) Do not drop, puncture or disassemble this product;
- (2) This product is not waterproof, please do not expose it to rain or water splashing;
- (3) For safety, do not prolong exposure to direct sunlight;
- (4) Do not place this product in an open flame that may cause an explosion;
- (5) Clean with a clean soft cloth and do not use any corrosive cleaning agent;
- (6) Drive safely. Do not operate this product while driving.

### Features

- (1) Supports up to 10W fast wireless charging;
- (2) Auto-locking system, easier to fix your phone to the holder;
- (3) With the VH-D003 air vent clip, it can be stably fixed on the air vent of the car;
- (4) The clamp arms are compatible with 4.5-6.5 inch mobile phones.

2

### Descriptions

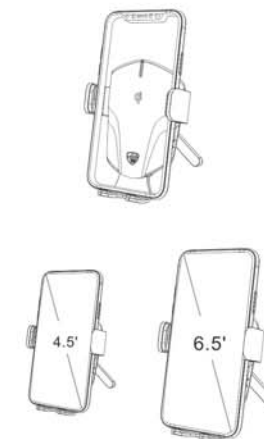


- ① Charging Indicating Light
- ② Wireless Charging Coils
- ③ Clamp Arm
- ④ Releasing Touch Spot
- ⑤ Bottom Support
- ⑥ Air Vent Mount
- ⑦ Mount Feet
- ⑧ Type C Charging Port
- ⑨ VH-D003 Air Vent Mount
- ⑩ VC-6022Q QC3.0 Charger
- ⑪ Micro USB Charging Cable

3

### Instructions

- (1) Internal electric motor drives the clap arms to move left and right to clamp your phone securely (as shown in picture);



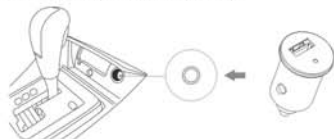
Compatible with 4.5-6.5 inch mobile phones

4

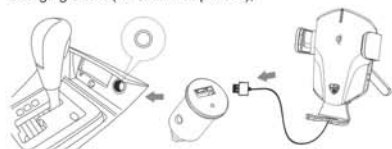
- (2) Fix the VCW-510 Gravity Phone Holder & Wireless Charger 2-in-1 Kit to the air vent of the car (as shown in picture);



- (3) Insert the car charger VC-6022Q into the cigarette lighter socket of the car (as shown in picture);



- (4) Connect the VC-6022Q and VCW-510 with the Type C charging cable (as shown in picture);



5

- (5) When the power is on, blue indicating light flashes once, red indicating light flashes once, then the blue and red lights flash once at the same time and both will be off when standby status.

### Wireless Charging

When the VCW-510 Gravity Phone Holder & Wireless Charger 2-in-1 Kit is successfully mounted to your car, you can fix your phone on the VCW-510 and wirelessly charge mobile phone that supports wireless charging.

<b>Power On</b>	Blue light flashes once, red light flashes once, then the blue and red lights flash once at the same time and both will be off when standby status.
<b>Charging</b>	Blue light long on when charging under 5W/7.5W. Red light long on when charging under 10W.
<b>FOD Testing</b>	The blue and red lights flash alternately and the device stops charging when foreign object detection or sensing an error of the phone placement. Release the foreign object or replace the phone correctly to go back to charging.

### Specifications

Input: 5V=2A 9V=1.67A  
Wireless Charging Output: 10W Max  
(compatible with 7.5W/5W)  
Compatible Qi Version: 1.2.4

6

FCC ID: 2ALU4DX510A12  
Charging Port: Type-C  
Standby Current: 15mA

### FCC Compliance Statement

This device complies with Part 15 of the FCC Rules. Operation is subject to the following two conditions: (1) this device may not cause harmful interference, and (2) this device must accept any interference received, including interference that may cause undesired operation.

**Warning:** Changes or modifications not expressly approved by the party responsible for compliance could void the user's authority to operate the equipment.

This equipment has been tested and found to comply with the limits for a Class B digital device, pursuant to Part 15 of the FCC Rules. These limits are designed to provide reasonable protection against harmful interference in a residential installation. This equipment generates, uses and can radiate radio frequency energy and, if not installed and used in accordance with the instructions, may cause harmful interference to radio communications. However, there is no guarantee that interference will not occur in a particular installation.

If this equipment does cause harmful interference to radio or television reception, which can be determined by turning the

7

equipment off and on, the user is encouraged to try to correct the interference by one or more of the following measures:  
– Reorient or relocate the receiving antenna.  
– Increase the separation between the equipment and receiver.  
– Connect the equipment into an outlet on a circuit different from that to which the receiver is connected.  
– Consult the dealer or an experienced radio/TV technician for help.

Walmart, Inc., Bentonville, AR72716  
Walmart.com  
CUSTOMER SERVICE: support@meiditech.com

### What's in the Package

- (1) VCM-510Y Gravity Phone Holder & Wireless Charger 2-in-1 Kit
- (2) VH-D003 Air Vent Mount
- (3) VC-6022Q QC3.0 Charger
- (4) Type C Charging Cable
- (5) User's Manual

★ Please note product features will be upgraded without any notice.

8