


HANDS-FREE BLUETOOTH®
SPEAKERPHONE



USER'S MANUAL
Model: VM-210

1

Thank you for choosing VM-210 Hands-free Bluetooth Speakerphone. This product is designed and built with high-performance Bluetooth module and audio decoding chip. It attaches to visor for hands-free calls and music, it can also be used as a conference speakerphone on desk. 3-hour rechargeable battery provides up to 10 hours of talk time and 1000 hours on standby. This product works by means of wireless transmissions, a great handy helper to have for the road.

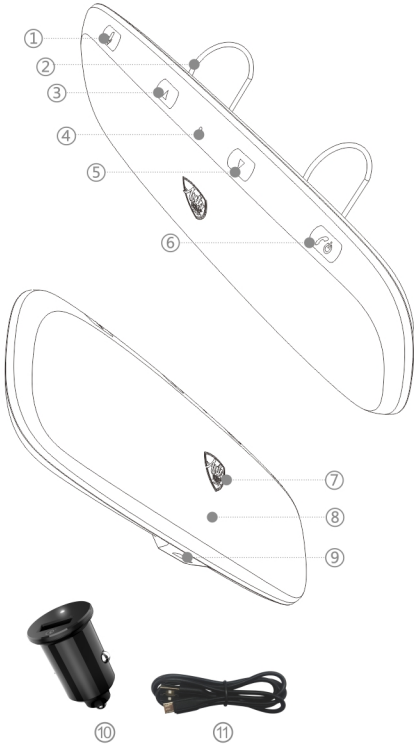
Safety Guide

(1). Do not drop, puncture or disassemble this product;
(2). This product is not waterproof, please do not expose it to rain or water splashing;
(3). For safety, do not prolong exposure to direct sunlight;
(4). Do not place this product in an open flame that may cause an explosion;
(5). Clean with a clean soft cloth and do not use any corrosive cleaning agent;
(6). Drive safely. Do not operate this product while driving.

Features

(1). The call is clearer with dual speaker stereo;
(2). Used on the visors.
(3). Convenient voice wake button, built-in microphone recognizes voice information easily;
(4). Support mobile phone A2DP function, directly play high quality music after connecting to Bluetooth;


Descriptions




① Voice Button
② Clips
③ Volume-/Previous Track
④ Microphone
⑤ Volume+/Next Track
⑥ Power/Answer
⑦ Brand Logo
⑧ LED Indicating Light
⑨ Micro USB Charging Port
⑩ VC-6022Q Car Charger
⑪ Micro USB Charging Cable

Instructions

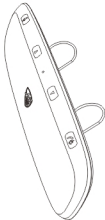


1). Fix the VM-210 Hands-free Bluetooth Speakerphone to the visor (as shown in picture);



2). Long press “ ” the power button, the Bluetooth will be in the pairing state after the device is turned on.

4




3). Enable Bluetooth on your smartphone and search for available Bluetooth devices, select “VM-210” and connect. The flashing Bluetooth indicating light will be off after the Bluetooth is connected (as shown in picture);



4). To pair with another device, long press the voice button to clear the current Bluetooth pairing.
5). The red light is long on when charging, and off when fully charged.
Note: Bluetooth consumes a lot of power in the paired state, the device will automatically shut down if it is not connected for 10 minutes.


Hands-free Phone Calls

When the VM-210 Hands-free Bluetooth Speakerphone is successfully connected to your smartphone, press the power button to answer the incoming phone call, and press twice to hang up.

Answer/End	“  ” Press to Answer/Press to End
Call Back the Last Call	Press “  ” Twice
Private Answer	Press “  ” Voice Button to Switch to Your Phone Answering During the Call.






5

Voice Wake

Press “ ” Voice Button to wake the voice assistant.

Music Play

When the VM-210 Hands-free Bluetooth Speakerphone is successfully connected to your smartphone, you can play music from your phone and the music will be transmitted to the speaker via Bluetooth.

Pause/Play	“  ” Press to Answer/Press to End
Previous Track/Next Track, Volume+/-	“  ” “  ” “  ” Long Press, Press
Clear Bluetooth Connection	Long Press “  ” Voice Button


Specifications

Speaker: 2*1W
Battery Capacity: 3.7V --- 1000mAh
Input: 5V-1A
Bluetooth Version: V5.0+EDR
Standby Current: 10uA(Max)
Bluetooth Effective Distance: 32ft

FCC Compliance Statement

This device complies with Part 15 of the FCC Rules. Operation is subject to the following two conditions: (1) this device may not cause harmful interference, and (2) this device must accept any interference received, including interference that may cause undesired operation.

6

 **Warning:** Changes or modifications not expressly approved by the party responsible for compliance could void the user's authority to operate the equipment.

This equipment has been tested and found to comply with the limits for a Class B digital device, pursuant to Part 15 of the FCC Rules. These limits are designed to provide reasonable protection against harmful interference in a residential installation. This equipment generates, uses and can radiate radio frequency energy and, if not installed and used in accordance with the instructions, may cause harmful interference to radio communications. However, there is no guarantee that interference will not occur in a particular installation.

If this equipment does cause harmful interference to radio or television reception, which can be determined by turning the equipment off and on, the user is encouraged to try to correct the interference by one or more of the following measures:

-- Reorient or relocate the receiving antenna.
-- Increase the separation between the equipment and receiver.
-- Connect the equipment into an outlet on a circuit different from that to which the receiver is connected.
-- Consult the dealer or an experienced radio/TV technician for help.

Walmart, Inc., Bentonville, AR72716
Walmart.com
CUSTOMER SERVICE: support@meiditech.com

7

What's in the Package

1). VM-210 Hands-free Bluetooth Speakerphone
2). VC-6022Q Car Charger
3). Micro USB Charging Cable
4). User's Manual

★ Please note product features will be upgraded without any notice.

8