


LOW-PROFILE BLUETOOTH[®] FM TRANSMITTER



USER'S MANUAL
Model: VM-203

1

thank you for choosing VM-207 Bluetooth FM Transmitter. This product is designed and built with high-performance Bluetooth module and audio decoding chip. Not only it can connect the music from the mobile phone to the car stereo through Bluetooth, it can also play music files in U disk and transmit it to the car stereo wirelessly. Built in hands-free phone calls system switches between music and incoming calls seamlessly and enables you talk on the phone freely during your driving. What's more, this Smart FM transmitter is equipped with multi-functions which are controlled by an APP, here are what you could do with this APP: 1. Set frequency to match with the radio 2. Monitor the battery voltage of your car 3. Automatically record where your car is parked and help you locate your car. This product works by means of wireless transmissions, so you can keep the original classic setting of your car and still enjoy music on the road.

Safety Guide

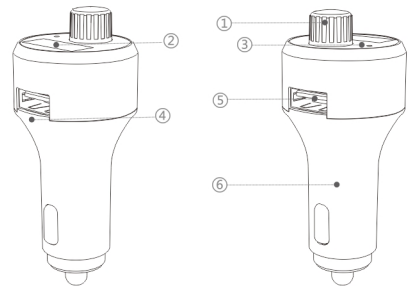
- (1). Do not drop, puncture or disassemble this product;
- (2). This product is not waterproof, please do not expose it to rain or water splashing;
- (3). For safety, do not prolong exposure to direct sunlight;
- (4). Do not place this product in an open flame that may cause an explosion;
- (5). Clean with a clean soft cloth and do not use any corrosive cleaning agent;
- (6). Drive safely. Do not operate this product while driving.

2

Features

- (1). This device has a car battery voltage display function;
- (2). Support Bluetooth hands-free calling, built-in microphone;
- (3). Support mobile phone A2DP function, directly play high quality music after connecting to Bluetooth;
- (4). Automatically enter the pairing state and connect with your phone after power-on;
- (5). Support U disk to play MP3/WMA/WAV/ FLAC/APE format music;
- (6). Equipped with car charger, output 5V-2.4A.

Descriptions

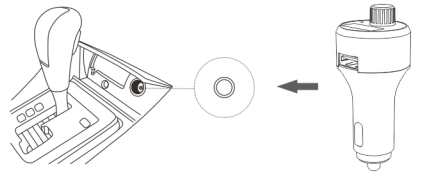


3

- ① Knob Button
- ② LED Display
- ③ Microphone
- ④ USB Charging Port 5V-2.4A
- ⑤ U Disk Slot
- ⑥ Car Charging Adapter

Instructions


Insert the product into the car cigarette lighter and start the car engine, it will be powered on automatically.



Press and hold the knob button to enter the frequency setting interface. Turn the knob button to set frequency. Turn on your car's FM radio stations and adjust the frequency to match with the frequency on the transmitter which supports 199 frequencies between 88.1MHz-107.9MHz;

4

Enable Bluetooth on your smartphone and search for available Bluetooth devices, select "VM-203" and connect. After the connection is successful, the phone displays Bluetooth connected.



Music Play

When the VM-203 Low-profile Bluetooth FM Transmitter is successfully connected to your smartphone, you can play music from your phone, the music will be transmitted to your car stereo via Bluetooth, you can also play the music from a U disk;

Pause/Play	Press Knob Button
Previous Track/Next Track	Turn the Knob to the Left for the Previous Track, and Turn the Knob to the Right for the Next Track.
Clear Bluetooth Connection	Turn the Knob to the Left and Hold for 3 Seconds to Clear Current Bluetooth Pairing
Switch Mode	Insert U Disk for Playing U Disk files, Unplug to Restore Bluetooth Playing

5

Hands-free Phone Calls

When the VM-203 Low-profile Bluetooth FM Transmitter is successfully connected to your smartphone, you can enjoy convenient hands-free phone calls.

Answer/End	"☎" Press to Answer/Press to End
Call Back the Last Call	Press "☎" Twice

Charging

M-203 Low-profile Bluetooth FM Transmitter has two USB charging ports, one charges up to 5V-2.4A, the other is also used as the U Disk slot.

Specifications

DC Input: 12V-24V
Output: 5V-2.4A Max
Bluetooth Version: V5.0+EDR
Audio Frequency: 20H~20KHZ
Working Current: 60mA(Max)
Stand-by Current: 30mA(Max)
Bluetooth Working Frequency: 2402~2.480ghz
Bluetooth Effective Distance: 32ft
FM Emission Effective Distance: 6ft
Sensitivity:-89dBm
FM Frequency: 88.1MHz-107.9MHz

6

FCC Compliance Statement

This device complies with Part 15 of the FCC Rules. Operation is subject to the following two conditions: (1) this device may not cause harmful interference, and (2) this device must accept any interference received, including interference that may cause undesired operation.

Warning: Changes or modifications not expressly approved by the party responsible for compliance could void the user's authority to operate the equipment.

This equipment has been tested and found to comply with the limits for a Class B digital device, pursuant to Part 15 of the FCC Rules. These limits are designed to provide reasonable protection against harmful interference in a residential installation. This equipment generates, uses and can radiate radio frequency energy and, if not installed and used in accordance with the instructions, may cause harmful interference to radio communications. However, there is no guarantee that interference will not occur in a particular installation.

If this equipment does cause harmful interference to radio or television reception, which can be determined by turning the equipment off and on, the user is encouraged to try to correct the interference by one or more of the following measures:

- Reorient or relocate the receiving antenna.
- Increase the separation between the equipment and receiver.

7

- Connect the equipment into an outlet on a circuit different from that to which the receiver is connected.
- Consult the dealer or an experienced radio/TV technician for help.

Walmart, Inc., Bentonville, AR72716
Walmart.com
CUSTOMER SERVICE: support@meiditech.com

What's in the Package

- 1). VM-203 Low-profile Bluetooth FM Transmitter
- 2). User's Manual

* Please note product features will be upgraded without any notice.

8