





Test set-up photos J13422-2 (Salunda)


1.1 Radiated emissions 150 kHz - 30 MHz






1.2 Radiated emissions 30 MHz -1 GHz






Upright Position






Side Position




Flat Position

1.3 Radiated emissions above 1 GHz







1.4 AC power line conducted emissions

